1033

89 Y4
Ap6/2
D63/1967

Senate Hearings

District of Columbia Appropriations

H.R. 17636

89th CONGRESS, SECOND SESSION

Fiscal Year 1967

AUTHENTICATED
U.S. GOVERNMENT
INFORMATION
GPO

DISTRICT OF COLUMBIA APPROPRIATIONS FOR FISCAL YEAR 1967

HEARINGS

BEFORE THE

SUBCOMMITTEE OF THE COMMITTEE ON APPROPRIATIONS UNITED STATES SENATE

EIGHTY-NINTH CONGRESS

SECOND SESSION

ON

H.R. 17636

AN ACT MAKING APPROPRIATIONS FOR THE GOVERNMENT OF THE DISTRICT OF COLUMBIA AND OTHER ACTIVITIES CHARGEABLE IN WHOLE OR IN PART AGAINST THE REVENUES OF SAID DISTRICT FOR THE FISCAL YEAR ENDING JUNE 30, 1967, AND FOR OTHER PURPOSES

Printed for the use of the Committee on Appropriations

U.S. GOVERNMENT PRINTING OFFICE

69-796 WASHINGTON : 1966

SUBCOMMITTEE OF THE COMMITTEE ON APPROPRIATIONS

ROBERT C. BYRD, West Virginia, *Chairman*

CARL HAYDEN, Arizona
E. L. BARTLETT, Alaska
WILLIAM PROXMIRE, Wisconsin
RALPH YARBOROUGH, Texas
CLIFFORD P. CASE, New Jersey
NORRIS COTTON, New Hampshire
LEVERETT SALTONSTALL, Massachusetts, ex officio

Ex Officio Members From the District of Columbia Committee

THOMAS J. McINTYRE, New Hampshire
JOSEPH D. TYDINGS, Maryland
WINSTON L. PROUTY, Vermont

HAROLD E. MERRICK, *Clerk to Subcommittee*
JOHN M. WITECK and WILLIAM J. KENNEDY, Jr., *Assistants*

DISTRICT OF COLUMBIA APPROPRIATIONS FOR FISCAL YEAR 1967

SATURDAY, OCTOBER 1, 1966

U.S. SENATE,
SUBCOMMITTEE OF THE COMMITTEE ON APPROPRIATIONS,
Washington, D.C.

The subcommittee met, at 10 a.m., in room S–126, the Capitol, Hon. Robert C. Byrd (chairman) presiding.

Present: Senators Byrd and Proxmire.

DISTRICT OF COLUMBIA

STATEMENT OF HON. WALTER N. TOBRINER, PRESIDENT OF THE BOARD OF COMMISSIONERS; ACCOMPANIED BY SCHUYLER LOWE, DIRECTOR, DEPARTMENT OF GENERAL ADMINISTRATION, AND D. P. HERMAN, BUDGET OFFICER, DEPARTMENT OF GENERAL ADMINISTRATION

RESTORATION REQUESTS AND SUPPLEMENTAL ESTIMATES

Senator BYRD. The subcommittee will be in order.

Today the subcommittee begins the hearings on the 1967 funding requirements for the District of Columbia government.

By letter dated October 1, 1966, Commissioner Tobriner requests the committee to amend the House bill in the amount of $29.1 million. This sum represents $24.9 million in restoration requests and $4.2 million in supplemental estimates pending submission to the Senate.

FEDERAL PAYMENT AND LOANS

Also requested is $1 million Federal payment to the general fund, and $16,727,500 in Federal loans for capital outlay, $4,527,500 of which would be for the rail rapid transit system and $12.2 million for the highway fund.

REVENUE LEGISLATION

Mr. Commissioner, let me say at this point that I regret the delay in beginning the hearings on the funding requirements, but, as you know, the House delayed the hearings until such time as the revenue bill might be enacted, but finally the chairman of the House subcommittee felt that it was necessary to proceed. In view of the fact that the revenue bill was nearing final enactment, I felt that it was best for our subcommittee to await that finalization before it proceeded, so that we might have more revenues, and a more complete budgetary picture before us.

The revenue bill has been enacted, and we are able to view the picture a little clearer than the House committee was able to do. We will not be able, of course, to conduct as thorough hearings as we have in the past, because we are confronted with a deadline for adjournment of the Congress, we hope by October 15. Nevertheless, we shall give what consideration we can in the limited amount of time, and I trust that we will be able to come out with a very good bill.

Capital Outlay Projects

It would be my intention to recommend the restoration of those highway projects and the rapid rail transit moneys you are requesting, and such other capital outlay projects as our moneys will permit. You are presenting a balanced budget, aren't you?

Mr. Tobriner. Yes, sir.

General Fund

Senator Byrd. What do you expect to have in the general fund by way of surplus?

Mr. Tobriner. $102,000.

By way of explanation, that is without the additional revenues that were made available yesterday by the President signing the revenue bill.

Senator Byrd. With those additional revenues, what do you anticipate having in the general fund?

Mr. Herman. $677,000.

Mr. Tobriner. $677,000.

Senator Byrd. What is the amount of additional revenues which would be made available by the bill signed by the President yesterday?

Mr. Tobriner. For this year, Mr. Chairman, there will be $8,160,000 plus $575,000. I will add that for you in a minute—$8,735,000 in the general fund, and we will have as far as the highway fund is concerned, $1,167,000, as a result of the signing yesterday of the revenue bill.

Federal Payment Increase

Senator Byrd. Do you propose to ask for the appropriation of the $10 million additional Federal payment?

Mr. Tobriner. Yes, sir; we do, but that will be reserved for anticipated teacher, police, and fire pay raises.

Senator Byrd. And as of what date do those pay raises go into effect?

Mr. Tobriner. We don't know yet.

Senator Byrd. The bill hasn't been enacted?

Mr. Tobriner. That is right, because the bill has not been passed.

Senator Byrd. What does the bill propose?

Mr. Tobriner. Well, there are two proposals.

Senator Byrd. As to an effective date?

Mr. Tobriner. July 1, 1966.

Senator Byrd. Is this the date that is proposed in both bills?

Mr. Tobriner. So I understand.

Senator Byrd. And the $10 million Federal payment will more than take care of this amount?

Mr. Tobriner. Yes, sir.

Senator Byrd. Regardless of which bill is enacted?

Mr. TOBRINER. Yes, sir. One, I believe, involves 9-plus percent increase. The other involves a 7-plus percent increase.

REVENUE LEGISLATION INCREASE

Senator BYRD. So the new revenue bill will make available approximately $18 million over and above what the House had before it when it considered the bill? Is that correct?

Mr. TOBRINER. That includes the Federal payment.

Senator BYRD. Including the Federal payment?

Mr. TOBRINER. Yes, sir.

BUDGET REQUEST

Senator BYRD. What is the total budget request before this committee?

Mr. TOBRINER. $428 million.

Senator BYRD. $428 million?

Mr. TOBRINER. Yes, point 2.

Senator BYRD. It doesn't seem like a lot of money, but it is a pretty good amount after all, isn't it? I suppose at an expenditure rate of $1 a minute that would take us back almost to the year 1066 and the Battle of Hastings.

Mr. TOBRINER. I hadn't worked that out, Mr. Chairman.

OPERATING EXPENSES AND CAPITAL OUTLAY

Senator BYRD. How much is that in operating expenses as opposed to capital outlay?

Mr. TOBRINER. $337.8 million is for operating expenses, and for capital outlay $84.3 million, and for repayment of loans and interest $6.1 million.

Senator BYRD. I am very glad that we were able to wait until the revenue bill could be enacted. Eighteen million dollars, at a dollar per minute would take us back to about 1930.

All right, Mr. Tobriner, would you please proceed with your presentation?

BUDGET REQUEST

Mr. TOBRINER. Thank you, Mr. Chairman.

The Commissioners appreciate the opportunity of appearing before you to testify on items included in the District of Columbia appropriations bill, 1967 (H.R. 17636), and to request the inclusion of budget amendments and the restoration of certain amounts that were deleted in the House recommendations.

The budget estimates of the District of Columbia, as submitted to Congress in January of this year, amounted to $428.4 million. This consisted of $423.9 million in current authorizations and $4.5 million which was to have been submitted subsequent to enactment of pay raise legislation.

BUDGET AMENDMENTS

There has also been submitted to the Bureau of the Budget a request for budget amendments amounting to $4.3 million which will increase the estimates for current authorizations to $428.2 million. This is the amount of the budget pending before this committee. It is com-

posed of $337.8 million for operating expenses, $6.1 million for repayment of loans and interest, and $84.3 million for capital outlay.

In addition to revenues from District funds, the estimates included Federal payments to the general fund, $50 million water fund for the consumption of water, $2,146,000; and sanitary sewage works fund for sewer usage, $1,248,000; or a total of $53,394,000. Loans were requested for the general fund amounting to $17,200,000; water fund $500,000; and the rapid-rail-transit system, $8,525,000; which together aggregated $26,225,000.

The balancing of the budget requests was contingent upon revenues from proposed sources which involved congressional action on revenue legislation. The imbalance totaled $37.9 million proposed to be raised by an increase in the Federal payment of $11.9 million, $12.4 million in general revenue fund taxes, $2.3 million in highway fund taxes, and $11.3 million in additional loans to the highway fund.

House Allowance

The House in its action on the appropriation bill recommended $380.6 million (operating expenses, $328.8 million; repayment of loans and interest, $6.1 million; and capital outlay, $45.7 million). This was a reduction of $30.3 million in the general fund and $13 million in the highway fund, or a total decrease of $43.3 million. Included in the general fund decrease was the elimination of funds for the rail rapid transit system.

In addition to reducing the estimates of appropriations for the District of Columbia, the House also eliminated $1 million from the requested Federal payment of $50 million. However, the loan for public building construction was increased from $17.2 to 22.5 million but the loan requested to finance the rail rapid transit system was deleted. This left loan balances in the various funds as follows: General fund (public building construction), $23.8 million; general fund (rail rapid transit), $48 million; water fund, $3.4 million; and sanitary sewage works fund, $2.2 million. The available loan of $50.2 million in the highway fund was exhausted in 1966.

Reserve for Estimated Contingencies

The House Appropriations Committee also included a reserve for estimated contingencies which included funds for classified pay increases that have been approved by Congress, wage board increases previously approved by the Commissioners and indefinite appropriations. However, no provision has been made for pending salary increases for teachers, policemen, and firemen. It is estimated that these items will cost the general fund approximately $9.4 million in 1967.

General Fund Availability

In their action on the 1967 budget estimates for the District of Columbia, the House left very little latitude for Senate restorations from existing revenues. The maximum available in the general fund under the House report, other than rapid transit, is as follows:

Federal payment $49,000,000 to $50,000,000	$1,000,000
Unappropriated balance in general fund	758,000
Total available	1,758,000

Senator BYRD. I think we have to commend the House at this point on the work that was done in that body. They did a thorough job. They held full and complete hearings, and they appropriated almost up to the full limit of the revenues that were available.

Mr. TOBRINER. I think they had no other choice.

Senator BYRD. They had no other choice.

Mr. TOBRINER. Within the limits of existing revenues at that time.

Senator BYRD. Yes.

ALLOWANCE OF POSITIONS ON 6-MONTH BASIS

Mr. TOBRINER. In order to release additional funds for restorations, it is recommended to the committee that, wherever possible, all positions approved by the House be allowed on a 6-month basis.

I might say that the estimates before the House Subcommittee on Appropriations involved a 9-months-position basis. There is attached a table which designates such changes. The amount available from this process would be $1,348,355. In addition, revised dates of completion of construction will permit the withdrawal of equipment for three school projects and one fire station. From this source there will be $383,000 available. The list of the projects involved will be furnished to the committee.

GENERAL FUND AVAILABILITY

After including the items above, the funds available for restorations and amendments before considering new revenues, which were made available yesterday, in the general fund would be:

Federal payment	$1, 000, 000
Balance in general fund	758, 000
Reductions for positions on 6-month basis	1, 348, 355
Additional capital outlay reductions	383, 000
Total available	3, 489, 355

REVENUE LEGISLATIVE PROVISIONS

The recent action of Congress and the action yesterday by the President signing the new revenue bill for the District of Columbia provided additional revenues as follows:

Here we have the revenues broken down into what would be available in the fiscal year 1967 and the full fiscal year 1968.

The alcoholic beverage revenues which resulted in an increase of 25 cents per gallon of spirituous liquors in 1967 estimated to produce $765,000 and in 1968, the full year, $1,530,000.

I might say to the chairman that these are tentative figures, but I have a total which reflects the result of the President's signing the bill yesterday and making it effective November 1 rather than on December 1, on which these individual items were not increased, but I have a revision of the total increases.

Mr. Herman advises me that we can put a corrected table in the record showing the itemized revisions, the increases as a result of yesterday's enactment of the bill.

EFFECTIVE DATE OF LEGISLATION AND RETROACTIVE INCOME TAX

Senator BYRD. What was the effective date of the tax increase?

Mr. TOBRINER. Its effective date will be November 1.

Senator BYRD. Of all these taxes?

Mr. TOBRINER. Except for the income tax, which is retroactive to January 1.

Senator BYRD. This past January 1?

Mr. TOBRINER. Yes, sir.

So that, as I say, these 1967 figures per item are subject to revision which will be supplied.

(The information follows:)

Comparison of revenue estimates included in budget for 1967 with revisions of July 25, 1966, and Sept. 30, 1966

[In thousands of dollars]

	Actual, 1966	1967				
		In budget	Revised, July 25, 1966	Revised, Sept. 30, 1966	Increase or decrease: Sept. 30, 1966 over July 25, 1966	Increase or decrease: Sept. 30, 1966 over budget
General fund:						
Taxes:						
Property taxes:						
Realty	77,985	82,800	83,000	83,000	----------	+200
Personal tangible	10,898	11,400	11,300	11,300	----------	−100
Subtotal, property taxes	88,883	94,200	94,300	94,300	----------	+100
Sales and gross receipts:						
Alcoholic beverages	10,644	11,400	11,150	[1] 12,350	+1,200	+950
Cigarette	4,455	4,500	5,000	[2] 6,300	+1,300	+1,800
Insurance	3,947	4,400	4,100	4,100	----------	−300
Motor vehicle excise	3,100	3,400	3,150	4,150	+1,000	+750
Public utilities, banks, etc	11,736	12,700	12,700	13,050	+350	+350
Sales and use	42,294	46,000	44,300	45,300	+1,000	−700
Subtotal, sales and gross receipts	76,176	82,400	80,400	85,250	+4,850	+2,850
Income taxes:						
Individual income	39,752	42,500	43,500	48,200	+4,700	+5,700
Corporation franchise	12,490	11,500	13,500	13,500	----------	+2,000
Unincorporated business franchise	2,029	1,900	2,200	2,200	----------	+300
Subtotal, income taxes	54,271	55,900	59,200	63,900	+4,700	+8,000
Other taxes:						
Inheritance and estate	6,638	5,000	6,000	6,000	----------	+1,000
Real estate recordation	2,174	2,100	2,100	2,100	----------	----------
Motor vehicle registration	4,623	4,700	4,750	4,750	----------	+50
Licenses and other	4,584	4,700	4,650	4,650	----------	−50
Subtotal, other taxes	18,019	16,500	17,500	17,500	----------	+1,000
Total, tax revenues	237,349	249,000	251,400	260,950	+9,550	+11,950
Charges and miscellaneous revenue:						
Charges for current services	6,916	7,800	7,100	7,100	----------	−700
Fines and forfeitures	4,887	5,800	5,200	5,200	----------	−600
Policemen and Firemen's Retirement	3,404	3,500	3,450	3,450	----------	−100
Other miscellaneous revenue	3,842	750	750	750	----------	----------
Total, charges and miscellaneous revenue	19,049	17,900	16,500	16,500	----------	−1,400
Total, revenues	256,398	266,900	267,900	277,450	+9,550	+10,550
Unexpended balance released to surplus	2,103	3,000	3,000	3,000	----------	----------
Grand total, general fund	258,501	269,900	270,900	280,450	+9,550	+10,550

Comparison of revenue estimates included in budget for 1967 with revisions of July 25, 1966, and Sept. 30, 1966—Continued

[In thousands of dollars]

	Actual, 1966	1967				
					Increase or decrease	
		In budget	Revised, July 25, 1966	Revised, Sept. 30, 1966	Sept. 30, 1966 over July 25, 1966	Sept. 30, 1966 over budget
Highway fund:						
Regular account:						
Gasoline tax	13,718	14,100	14,100	15,300	+1,200	+1,200
Licenses and other tax revenues	3,658	3,730	3,745	3,745		+15
Charges and miscellaneous revenue	1,889	420	500	500		+80
Subtotal, highway fund, regular account	19,265	18,250	18,345	19,545	+1,200	+1,295
Unexpanded balance released to surplus	256	380	350	350		−30
Total, highway fund, regular account	19,521	18,630	18,695	19,895	+1,200	+1,265
Motor vehicle parking account:						
Parking meters	726	775	819	819		+44
Public parking	197	109	170	170		+61
Income from investments	12	10	10	10		
Subtotal, highway fund, motor vehicle parking account	935	894	999	999		+105
Unexpanded balance released to surplus	46	40	40	40		
Total, highway fund, motor vehicle parking account	981	934	1,039	1,039		+105
Grand total, highway fund	20,502	19,564	19,734	20,934	+1,200	+1,370
Water fund:						
Water service charges	6,668	6,495	6,755	6,755		+260
Other charges and revenue	303	365	336	336		−29
Payment from Arlington County, Va.	1,106	1,200	1,207	1,207		+7
Subtotal, water fund	8,077	8,060	8,298	8,298		+238
Unexpended balance released to surplus	391	200	175	175		−25
Federal payment for water consumed	1,973	2,146	2,146	2,146		
Total, water fund	10,441	10,406	10,619	10,619		+213
Sanitary sewage works fund:						
Sewer service charges	4,604	4,482	4,656	4,656		+174
Payment from Maryland	906	3,423	4,690	4,690		+1,267
Payment from Virginia	90	162	299	299		+137
Water pollution grants	190	168	1,405	1,405		+1,237
Payment from users of Potomac interceptor	22	25	38	38		+13
Other charges and revenues	168	270	190	190		−80
Subtotal, sanitary sewerage works fund	5,980	8,530	11,278	11,278		+2,748
Unexpended balance released to surplus	15	23	23	23		
Federal payment for sewage service	1,149	1,248	1,248	1,248		
Grand total, sanitary sewage works fund	7,144	9,801	12,549	12,549		+2,748
Metropolitan area sanitary sewage works fund: Sewer charges	24	68	47	47		−21
Unexpended balance released to surplus	30	41	30	30		−11
Grand total, metropolitan area sanitary sewage works fund	54	109	77	77		−32
Grand total, all District of Columbia funds	296,642	309,780	313,879	324,629	+10,750	+14,849

[1] Includes $150,000 for floor stock taxes.
[2] Includes $100,000 for floor stock taxes.

ANTICIPATED 1968 TAX INCREASES

Senator BYRD. Does that account for the fact that the income tax revenues for 1968 are shown in your table as being about the same as for 1967?

Mr. TOBRINER. Yes. That is not a change due to effective date. That is a change due to anticipated increase in the taxes.

The beer tax, Mr. Chairman, which resulted in a 50-cent increase, will produce tentatively for 1967, $145,000; and for 1968, $295,000.

Raising the motor vehicle excise tax from 2 to 3 percent will tentatively produce for 1967, $750,000; and for 1968, $1,500,000.

The repeal of the sales tax exemption on the sale of cigarettes tentatively for 1967 will produce $650,000; and for 1968, $1.3 million.

The increase in the tax on rooms for transients from 4 to 5 percent will produce in 1967, $250,000 tentatively; and $530,000 in 1968.

The increase in the sales tax on cigarettes from 2 to 3 cents per pack tentatively for 1967 will produce $900,000, and for 1968, $1.8 million.

1967 TAXES

Senator BYRD. Aren't your figures rather conservative on the 1967 side?

Mr. TOBRINER. They are. I will give you a total of the increases, and the revised schedule which we will submit will show increases in all of these items with the exception of the income tax.

Senator BYRD. Yes. I note that your 1968 figures are roughly twice the amount of your 1967 figures. Yet the 1967 tax revenues will cover a period of 8 rather than 6 months.

Mr. TOBRINER. That is right.

Mr. HERMAN. Seven months.

Senator BYRD. Didn't you say November 1?

Mr. TOBRINER. Yes, November 1.

Mr. HERMAN. We don't get the first collection until December.

Mr. LOWE. There is a 30-day lag on collections, Mr. Chairman, so these figures in the table reflect 6 months collections, but since the President was able to sign the bill in an almost unbelievably short period of time following passage, we will now get 7 months' collection, although the taxes will be in effect for 8 months.

Senator BYRD. You will actually end up getting 8 months' collection, too?

Mr. TOBRINER. Not for this year.

Mr. LOWE. Not for this fiscal year.

Mr. TOBRINER. It will go over to the next year.

Mr. LOWE. By way of illustration, take the sales tax on the cigarettes. The sales tax is collected one month, they are remitted by the merchant to the District of Columbia treasurer the latter part of the following month.

Senator BYRD. I see.

Mr. LOWE. Thus we will get no actual cash in on these taxes until December, even with a November 1 effective date.

INCOME TAX INCREASE

Mr. TOBRINER. And finally, Mr. Chairman, the individual income tax, as a result of the revision of the tax brackets downward, will result in $4,700,000 in 1967; and $5 million in 1968.

TOTAL TAX INCREASE

Now, as to the total revision which was worked out hurriedly last night, the total taxes in the general fund as a result of the President's signing the bill yesterday and making it effective November 1 rather than December 1 will add $575,000 to the total taxes from the general fund, for a total of $8,735,000.

As to the highway fund, Mr. Chairman, the motor vehicle tax was expected to produce in 1967, $1 million; and in 1968, $2 million, but by reason again of the extra month in which the new revenues will be available, this figure is increased to $1,167,000 for 1967, making total increases for both the general fund and the highway fund $742,000.

FEDERAL PAYMENT AND LOAN AUTHORIZATION

The Federal payment as you know, sir, has been authorized to be increased from $50 to $60 million.

The general fund loan authorization has been increased from $225 to $250 million, but of that $250 million, $50 million is earmarked for rapid transit, of which $2 million has already been appropriated.

FUNDS AVAILABILITY FOR RESTORATIONS AND AMENDMENTS

The highway fund loan authorization has been increased by $35 million, from $50,250,000 to $85,250,000, so that with these new taxes and the Federal payment, the amount available for restorations and amendments in the general fund is as follows:

Before new revenues—good morning, Senator Proxmire.

Senator PROXMIRE. Good morning.

Mr. TOBRINER. There will be available $3,500,000, which is the addition of the figure that is itemized on the bottom of page 3 of this statement, namely $3,489,000, and the new taxes are expected to yield $8,200,000 plus $742,000, or roughly $9 million. The Federal payment authorized increase would add $10 million, so that a total available revenues for appropriations will be $21,700,000.

Senator BYRD. In new taxes, $9 million?

Mr. TOBRINER. Sir?

Senator BYRD. Your new taxes will be $9 million instead of $8 million?

Mr. TOBRINER. Yes; a little less than $9 million.

Senator BYRD. Federal payment $10 million?

Mr. TOBRINER. Yes. That will go up to $22,100,000 approximately.

Senator BYRD. At a dollar a minute that will carry us back to 1922.

Mr. TOBRINER. I don't recall the historical incident in that year, though.

RESERVE FOR ESTIMATED CONTINGENCIES

Senator BYRD. We want to be correct in our figures.

Mr. TOBRINER. Yes, sir.

The additions to the House bill payable from the general fund for purposes other than rail rapid transit will be confined to the first two categories and the $10 million, as I indicated previously in response to a question by the chairman, will be reserved to finance the pay raises for teachers, policemen and firemen, and wage board employees.

Senator BYRD. Do I understand you to be requesting the $10

million Federal payment now in this bill, to be reserved, or are you anticipating requesting it in a supplemental?

Mr. TOBRINER. We are requesting it now but I think it should be contingent upon the passage of the legislation respecting pay increases.

Senator BYRD. So it would be appropriated in this bill?

Mr. TOBRINER. Yes, sir.

Senator BYRD. Contingent upon the passage of the pay increase bill?

Mr. TOBRINER. Apparently I am wrong about that, Mr. Chariman. It is not requested in this appropriation, but will be reserved and the subject of a supplemental request.

Senator BYRD. That would have no effect either way upon the effective date of the pay increase, however?

Mr. TOBRINER. Yes. Possibly before this bill is marked, the Congress may pass the pay legislation, in which event I would hope it would be included in these appropriations.

Senator BYRD. May I express the same hope?

UTILIZATION OF LOAN AUTHORIZATION INCREASE

Mr. TOBRINER. Thank you, sir.

The increases in loan authorization will be requested in future years to assist in financing the public works program. Accordingly, amendments contained in the pending budget amendment amounting to $4,021,300 and restorations of $7,525,255 from the general fund are requested. The requests have been confined to the more critical items but there are many more important items.

HIGHWAY FUND

In the highway fund a budget amendment of $12 million is requested to increase the borrowing authority. This, together with the increase in motor vehicle fuel tax, will permit the restoration of the important projects amounting to $12,805,100 deleted by the House and the establishment of a reserve to pay the portion of the salary increase for policemen that is chargeable to the highway fund.

Senator BYRD. How much is chargeable?

Mr. TOBRINER. Fifteen perecnt.

Senator BYRD. Fifteen percent?

Mr. TOBRINER. Yes. That is the limit.

Senator BYRD. Of what?

Mr. TOBRINER. Fifteen percent of the payroll.

Senator BYRD. Fifteen percent of what, Mr. Tobriner?

Mr. TOBRINER. Of the payroll of the police department, that is allocable to traffic officers on the streets, and Mr. Herman, give me the figure, please.

Mr. HERMAN. $318,000.

NATIONAL CAPITAL TRANSPORTATION AGENCY

Mr. TOBRINER. About $318,000.

In addition to the restorations for general purposes, a request is being made to reinstate the amount of $4,527,500 for the National Capital Transportation Agency.

HIGHWAY FUND

Senator BYRD. Mr. Tobriner, do you mean to say that $318,000 constitutes 15 percent of the police payroll?
Mr. HERMAN. Of the pay raise.
Senator BYRD. Oh, of the pay raise?
Mr. TOBRINER. Yes.
Senator BYRD. I see.
Excuse the interruption.

NATIONAL CAPITAL TRANSPORTATION AGENCY

Mr. TOBRINER. It is justified. This request is one-half of the amount of $9,055,000 appropriated in the Interior and Related Agencies Appropriations Act, 1967 for the same purposes. The approval of this item will require a similar addition to the loan authority which will leave a balance of $43.5 million for this purpose, that is the loan authority, the $50 million that was earmarked and from which already $2 million has been appropriated.

SIMULTANEOUS CONSTRUCTION OF HIGHWAY AND RAIL TRANSIT

The Commissioners have at all times supported a balanced transportation system and believe that both freeways and rail transit are equally important. This item is requested with the hope that rail transit and the highway programs can proceed simultaneously, both of which are so vital to community viability.

AUTHORIZED LAND ACQUISITION FOR SHAW JUNIOR HIGH SCHOOL

We are gratified that the recent enactment of Public Law 89–569 (an act to amend the District of Columbia Redevelopment Act), authorized early land acquisition for the purpose of acquiring a site for a replacement of Shaw Junior High School; which provides the District with a definite course of action for acquiring land for this urgently needed project. The Commissioners will work closely with the District of Columbia Redevelopment Land Agency in the selection of a site for the Shaw replacement within the boundaries of a proposed urban renewal project.

HOUSE ALLOWANCE OF FUNDS FOR PLANS AND SPECIFICATIONS

The House of Representatives has approved funds for the preparation of plans and specifications for this replacement project; therefore, when a site is selected, immediate action will be taken by the District to initiate a design for the new school building. Funds to pay the Redevelopment Land Agency for the site will be sought, as a subsequent supplemental request.

RESTORATION REQUESTS

As I have stated above, restorations and amendments have been requested only for the more critical items. I would like briefly to summarize the major restoration requests, as distinguished, of course, from the amendments:

PUBLIC SCHOOLS

The restoration of 430 positions and $1,818,685 to the operating budget is being requested for public schools. The Commissioners believe that the House action provided as full an educational budget as possible with the revenue then available. However, the city is being challenged to provide more than an adequate school system. The opportunity offered by the present revenue action of the Congress makes it possible for the Commissioners to request funding for items that represent genuine necessities. Approval of the restoration items would mean provision of counselors to the school at the approved staffing ratios of the Board of Education. Librarians and library books would be provided for all those elementary schools that have space for a library. To back up the elementary classroom teachers, approval is asked for 201 teachers in special subjects. A broad summer school program is proposed. Sufficient additional staff to provide for four pupil personnel service teams are requested for city-wide coverage. Individual position requests are to meet key needs.

WELFARE

Restoration is being requested of positions that will permit the Department of Public Welfare to strengthen the operations of its field administrative offices, improve control of department-wide operations, and advance the programs of the Office of Investigations and Collections. For the latter purpose, personnel are being requested in the Investigations, Evaluation and Control Units to expedite auditing of the January 1963 AFDC caseload.

POSITION INCREASES

Senator BYRD. How many additional positions are being requested?

Mr. TOBRINER. One unit of 14 people; in the Resources and Courts Section to initiate new collection programs; and, in the Office of the Chief of Investigations to provide current data and surveys on which to base management decisions.

Senator BYRD. How many additional personnel will be requested for the resources and court section?

Mr. HERMAN. Mr. Brewer will probably have that.

Senator BYRD. That is all right, we can fill that in later.

Go ahead.

Mr. BREWER. For the resources and court sections we requested 10 positions. Six were allowed. We are requesting four to be restored.

Senator BYRD. Thank you, Mr. Brewer.

HEALTH

Mr. TOBRINER. Direct medical treatment is the major service provided by the Department of Public Health. Treatment personnel, however, must be afforded strong paramedical, preventive health, and administrative support. The restorations being requested for public health are, primarily, for these just-as-necessary, supportive services. Included among the items requested are two new pro-

grams—food pesticide residue and industrial hygiene. Funds and authorization are, also, being requested to permit payment to the contract hospitals and Freedmen's Hospital at the rates of $41 per inpatient day and $6 per outpatient visit, except for Children's Hospital for which a continuation of the existing outpatient rate of $6.75 per visit is proposed.

Recreation

The Recreation Department, in response to the demands of the public, is providing both an expanded program as well as extended hours of operation at the neighborhood recreation centers. To provide more adquate staff coverage at the centers, restoration is requested for 12 recreation specialists and related custodial services. Funds to provide a music director, on a per diem basis, for an instrumental music program and a public information specialist to disseminate information on activities available to the public are also included.

Corrections

Request is made for the Department of Corrections to assume full operating responsibility for the Prerelease Guidance Center. Beginning in the summer of 1965 the Federal Bureau of Prisons has operated this center for selected youth about to be released from the youth center on parole or expiration of sentence. Since the concept of a prerelease center is well established and since the youth living in the center are District residents, the Federal Bureau of Prisons is planning to turn the operation of the center over to the District Department of Corrections. This will provide for more continuity of treatment between the youth center and the community.

Juvenile Court

A research unit consisting of two professionals and a secretary is requested to analyze the problems of delinquent behavior in the District of Columbia and to develop ways of improving the effectiveness of juvenile court operations. In 1965 an estimated 14 percent of the 16- and 17-year-old boys in the District of Columbia—more than 1 in 7—were referred to the court on delinquency charges. An additional stenographer for the social service division is also requested.

Vocational Rehabilitation

Professional staff is requested to improve job placement services for physically handicapped persons, to stimulate hiring of handicapped persons, and to participate with the Department of Public Welfare in joint programs for the mentally retarded and for handicapped persons on public assistance rolls. An accounting clerk is also requested.

Licenses and Inspections

The restoration of 14 positions—a supervisory housing inspector, 12 housing inspectors, and 1 clerk typist—is requested for the Housing Division of the Department of Licenses and Inspections. The supervisory housing inspector is required to provide adequate supervision

of the Inspection Units. Eight housing inspectors are needed for field review to insure maintenance of acceptable housing standards in completed areas and sections of areas to avoid a continuous round of conservation programs. Four housing inspectors are requested for a citywide intensive rodent control program. A clerk typist is needed to support these positions.

Sanitary Engineering

The present frequency of street cleaning in residential sections of the city averages once every 5 to 6 weeks. The $200,000 requested for restoration would be part of a program to purchase automatic street cleaning equipment which will increase frequency of cleaning with as little use of additional manpower as possible.

Capital Outlay

Request is made to restore 13 public school capital outlay projects consisting of 1 new school, additions to 9 school buildings, alterations to 1 school, a new stadium, and an addition to the public schools warehouse.

I might interpolate by saying that the completion of these projects will add 3,020 pupil stations to the school capacity.

There is also requested funds for air conditioning five branch libraries, a new playground in North Michigan Park, a site for a fire station replacement, electrical improvements at Glen Dale Hospital, an addition and alterations to the Receiving Home for Children, replacement of the Northwest sanitation garage, and construction of storm and relief sewers in advance of interstate highway paving. To perform a preliminary study, funds are also requested as an initial step in the much-needed project to develop the Municipal Center area to house District administrative personnel.

Budget Amendments

Many additional needs have been submitted to the Commissioners since the transmittal of the budget last January. Many of these result from new legislation. Others are programs that were not planned at the time of the budget formulation but since have developed into critical needs. Because of the emergent nature of these items, they have been submitted as budget amendments.

I have finished with the restorations.

I will now proceed with the amendments.

Evening Operation of Recreational Facilities

I would like to take a few moments to discuss these vital needs. As you know, over the past several months through the joint efforts of many individuals, 90 multipurpose recreational facilities have been lighted in order to extend the hours of operation into the evening hours. Operating funds in the amount of $546,000 are requested for the fall program—August 29, 1966, through November 12, 1966, and the spring program—March 13, 1967, through June 30, 1967. We feel that this program is extremely beneficial to the youth of the city.

CONSTRUCTION OF FACILITY FOR CARE AND TREATMENT OF CHRONIC ALCOHOLICS

Recently the U.S. court of appeals ruled that it is illegal to punish a chronic alcoholic on a charge of public intoxication. Instead, the defendant must be considered to be a sick person in need of medical treatment. Since the courts are now using the provisions of the Alcoholic Rehabilitation Act of 1947 to commit these individuals to the Department of Public Health for treatment, the Commissioners must provide facilities for diagnosis and classification and for supportive residential care. Although the District has facilities at various locations that contain the aggregate space to meet this need, the immediately available facilities have been considered inadequate and unsuitable for the purpose. A search has been conducted, therefore, to find fully suitable facilities in the District of Columbia that could be leased or otherwise placed in service quickly. Since such a place cannot be found despite intensive search for some months the only long term alternative is to build a new facility at District of Columbia General Hospital.

FACILITY COST

I might interpolate here that this facility is contemplated to house 200 patients. Its current estimated cost would be $320,000 for plans and specifications sought for appropriation in 1967, and the construction of the facility in 1968 is anticipated to cost roughly $4 million. This would be in the nature of a hostel.

TEMPORARY UTILIZATION OF OCCOQUAN FACILITIES

Since a suitable building in the District of Columbia is not available, it is necessary, pending the new institution, to use facilities at Occoquan presently occupied by women inmates. This unit is separated from other correctional elements and can be operated as an adequate medical treatment facility. This plan requires reassignment of women inmates to other institutions, and will necessitate changes in correctional programs. Overall this reassignment of the women's unit is the only practicable answer to our problem pending the new construction at District of Columbia General Hospital, and it is proposed to be carried out as soon as funds are available.

FUNDS AND LANGUAGE REQUESTS

Operating funds of $600,000 are being requested to treat alcoholics in the District and at Occoquan plus the $320,000 for plans and specifications for the building to be constructed on the District of Columbia General Hospital grounds. In addition, language is requested to authorize the Commissioners to provide treatment for alcoholics in institutions outside the District of Columbia during the interim period until a facility can be provided inside the District limits.

COURT OF GENERAL SESSIONS

The Congress on September 7, 1966, approved the addition of five judges for the court of general sessions. Supporting personnel (49), alterations to the existing Old Courthouse and rental funds ($187,500) to find quarters for agencies to be removed from the court building will require a total of $662,356.

69-796—66——2

WASHINGTON METROPOLITAN AREA TRANSPORTATION AUTHORITY

An amount of $257,300 is included as the District's share (33.2 percent) of the Washington Metropolitan Area Transit Authority's expenses for administration and for preparation of a mass transit and financing plan.

REQUEST SUBJECT TO LEGISLATIVE ENACTMENT

The Senate has passed the compact legislation and the House Judiciary Committee has reported it out. These funds are requested subject to the enactment of legislation establishing this authority.

Senator BYRD. What is the outlook for that legislation?

Mr. TOBRINER. It may be that the legislation will have certain amendments that will require the Transit Commission to report to the Judiciary Committee for approval of the financing plan and the mass transit plan, but with this amendment, the outlook is fairly good, although General Duke may be able to advise you more currently.

General DUKE. The legislation has passed the Senate as recommended by the President, and it has been reported out by the House Judiciary Committee with the one amendment that Mr. Tobriner just referred to. That particular amendment, although affecting the timing of the transition from the Federal agency to the compact agency, doesn't, so far as I know, affect the studies that are contemplated by the funds that are included in this budget.

With respect to the prospects of its passage by the House, I think frankly that they are quite good. The best that we hear is that it is scheduled for early House action.

RECENT LEGISLATIVE ENACTMENTS

Mr. TOBRINER. Other amendments necessitated by the recent passage of legislation include: $17,477 for the Department of Insurance to implement the provisions of Public Law 89–402 and Public Law 89–403 relating to proxy solicitation and insider solicitation of domestic stock insurance companies.

This function by those acts was removed from the Securities and Exchange Commission and vested with the Insurance Commissioner for the District of Columbia.

The sum of $100,000 for the disability compensation fund due to the effects of Public Law 89–488; $15,000 for the Recorder of Deeds due to the transfer of tax and other lien recordation functions from the U.S. District Court for the District of Columbia, Public Law 89–493; $66,553 for the court of general sessions due to the transfer of the Marriage License Bureau from the U.S. District Court for the District of Columbia, Public Law 89–493, $93,730 for the establishment of the District of Columbia Bail Agency in accordance with the provisions of Public Law 89–519.

SNOW EQUIPMENT

Following the snowstorms of the past winter, the Commissioners have reassessed the District's snow equipment needs. These estimates include a request for $300,000 of the first year of a 2-year plan to provide $600,000 for additional and replacement equipment. De-

tails of this plan will be explained by representatives of the Department of Highways and Traffic during these hearings.

Increased School Construction Costs

Additional construction funds ($342,700) are required for three school projects previously approved—Nichols Avenue Elementary School replacement, new elementary school, Seventh and Webster Streets NW., and Tyler Elementary School addition. The implementation of the requirements of the Relocation Act (Public Law 88–629) delayed the site availability for these projects during which time the construction industry experienced an unusual price escalation in both labor and materials.

These funds are sought for increased costs in building construction.

Three additional school projects—Congress Heights Elementary School replacement, new elementary school, Nichols Avenue and Chesapeake Street SE.; and Randle Highlands Elementary School addition have been requested because of increasing school enrollments not anticipated when the 1967 estimates were formulated.

Court of General Sessions Construction Study

Due to the pressing need for additional and improved court facilities for the court of general sessions and the juvenile court, funds are requested for the performance of a preliminary study. The scope of this study will determine a suitable site and a management analysis to determine the space needed for the courts to operate effectively, and a technical study to determine the type and cost of a building or buildings.

Other smaller amendments have been included and will be justified by the agencies concerned.

Position Restorations and Amendments

The House of Representatives approved 1,156 positions of the 2,012 requested, bringing the total number of authorized positions to 31,314. We are requesting that you restore 611 positions and the amendments discussed previously will and another 233 positions for a total request of 844 additional positions. If all of these positions are approved, it will bring the number of authorized positions to 32,158.

Consolidated Funding Supplement

Page 7 of the Senate report for 1966 stated that requests for all future education budgets be submitted on a consolidated funding basis. In order to comply with this request, the Commissioners directed all agencies to submit a detailed supplement to the regular budget to indicate the source of any Federal or private funds, a complete description of the purpose for the grant, and a breakdown of how the grant would be utilized—both by positions and other services. This supplement has been consolidated and presented to both the House and Senate Appropriation Committees to be used as an adjunct to the justifications for District of Columbia funds.

FEDERAL GRANT PROGRAMS

Many of the programs that are being developed are the result of Federal actions. I would like to give this committee a progress report on a few of them.

FEDERAL GRANTS

Funds provided to the District of Columbia from the various Federal grant programs have expanded in recent years to where they represent a substantial proportion of the resources available for District of Columbia activities. In 1966 the District government received $65.1 million in Federal grant funds which is approximately 15 percent of the total expenditures of the District government.

Senator BYRD. Mr. Tobriner, last year you indicated to the subcommittee that you anticipated Federal grant funds in the amount of about $107 million for the fiscal year.

Mr. TOBRINER. Actually our estimate before the House is $118 million, and our revised estimate is $125 million.

Senator BYRD. But I mean for this year.

Mr. TOBRINER. I beg your pardon?

Senator BYRD. Last year you indicated that you anticipated $107 million in Federal funds for fiscal year 1966.

Mr. TOBRINER. In 1966 we are speaking of, Mr. Chairman?

Senator BYRD. Yes. But here you say that the District government received $65 million.

Mr. TOBRINER. The answer to that, Mr. Chairman, is that there was a big drop in highway appropriations which are considered in the category of Federal grants.

Senator BYRD. I see.

Does that account for the entire divergency?

Mr. TOBRINER. I wouldn't be able to say that with accuracy.

Mr. HERMAN. We can furnish a reconciliation statement for the record.

Senator BYRD. The $65 million falls about $42 million below the anticipated——

Mr. TOBRINER. That is right.

Mr. HERMAN. Most was due to highway aid.

Mr. TOBRINER. Would you like such a reconciliation statement, Mr. Chairman?

Senator BYRD. We will ask for, and I am sure you have ready to present for the record, a table showing the breakdown.

Mr. TOBRINER. Yes, sir.

(The table follows:)

Reconciliation of Federal grants to the District of Columbia for fiscal year 1966 as shown in the 1966 and 1967 budgets

Grant by agency and program	As estimated in the 1966 budget	As estimated in the 1967 budget	Difference
1. Executive office: (a) District of Columbia Apprenticeship Council, on-the-job training (MDTA)	----------	$20,186	$20,186
2. General administration:			
(a) Economic Opportunity Act (title I-B)	----------	136,139	136,139
(b) Economic opportunity program coordination and job development (EOA) (title II-A)	----------	69,362	69,362
(c) Higher education, Commissioners advisory council	----------	30,738	30,738
Total, general administration	----------	236,239	236,239
3. Urban Renewal and Redevelopment Land Agency:			
Urban renewal:			
(a) Community renewal program	$65,600	101,609	36,009
(b) Economic Opportunity Act (title I-B)	----------	3,932	3,932
Subtotal, urban renewal	65,600	105,541	39,941
Redevelopment Land Agency:			
(a) Relocation grant (amount drawn by District of Columbia Redevelopment Land Agency from HHFA)	260,700	110,000	−150,700
(b) Federal Capital grant (amount drawn by District of Columbia Redevelopment Land Agency against Federal two-thirds share of net project costs)	3,775,000	1,668,000	−2,107,000
Total, urban renewal and Redevelopment Land Agency	4,101,300	1,883,541	−2,217,759
4. Public library:			
(a) Library system book collection	182,900	184,001	1,101
(b) Library construction	----------	203,970	203,970
(c) Economic Opportunity Act (title I-B)	----------	41,499	41,499
Total, public library	182,900	429,470	246,570
5. Office of the Surveyor: (a) Economic Opportunity Act (title I-B)	----------	3,947	3,947
6. Police Department:			
(a) Economic Opportunity Act (title I-B)	----------	65,045	65,045
(b) Cardozo youth aid	----------	24,023	24,023
Total, Police Department	----------	89,068	89,068
7. Fire Department: (a) Economic Opportunity Act (title I-B)	----------	8,300	8,300
8. Office of Civil Defense:			
(a) Personnel and administration (Public Law 85-606)	131,500	110,000	−21,500
(b) Communications equipment and miscellaneous expense (Public Law 81-920)	----------	15,100	15,100
(c) Emergency resources management planning	----------	8,000	8,000
(d) Radiological instruments program	----------	6,000	6,000
(e) Community shelter	----------	33,300	33,300
Total, Office of Civil Defense	131,500	172,400	40,900
9. Juvenile Court: (a) Economic Opportunity Act (title I-B)	----------	8,557	8,557
10. Court of General Sessions:			
(a) Court reporter project	----------	24,995	24,995
(b) Probation services—Youthful misdemeanants	----------	9,208	9,208
Total, court of general sessions	----------	34,203	34,203
11. Corrections:			
(a) Reclamation of youthful misdemeanant offenders	----------	68,000	68,000
(b) Economic Opportunity Act (title I-B)	----------	5,112	5,112
(c) Manpower development training project	----------	132,000	132,000
(d) Development of Vocational Rehabilitation Center	----------	3,000	3,000
Total, corrections	----------	208,112	208,112

Reconciliation of Federal grants to the District of Columbia for fiscal year 1966 as shown in the 1966 and 1967 budgets—Continued

Grant by agency and program	As estimated in the 1966 budget	As estimated in the 1967 budget	Difference
12. Licenses and Inspections:			
(a) Economic Opportunity Act (title I-B)		$1,522	$1,522
(b) Housing improvement school (EOA title II-A)		29,027	29,027
Total, licenses and inspections		30,549	30,549
13. Public schools:			
(a) Veterans		195	195
(b) Vocational education	$539,880	670,791	130,911
(c) National defense education	204,950	419,143	214,193
(d) Civilian defense education		30,589	30,589
(e) Student assistance loan	4,000	9,000	5,000
(f) National school lunch program	120,000	173,136	53,136
(g) Special milk program	428,000	897,843	469,843
(h) Rehabilitation of school age expectant mothers	61,000	114,940	53,940
(i) Model school project (EOA title II-A)	1,750,000	650,896	−1,099,104
(j) Impact aid	4,200,000	4,237,331	37,331
(k) Education Act of 1965	5,700,000	4,101,747	−1,598,253
(l) Adult basic education program (EOA title II-B)		127,495	127,495
(m) Headstart (EOA title II-A)		674,847	674,847
(n) Economic Opportunity Act (Title I-B)		536,658	536,658
(o) Economic Opportunity Act (Title I-C)		23,285	23,285
(p) Manpower development and Training Act	[1] 606,000	506,767	−99,233
(q) Cardozo urban teaching		114,332	114,332
(r) Urban Service Corps		6,441	6,441
(s) Preschool program		63,488	63,488
(t) Lunch program, Shaw Junior High		11,194	11,194
(u) Work study program		62,807	62,807
(v) Arts and Humanities		901	901
Total, public schools	[1] 13,613,830	13,433,826	−180,004
14. Recreation:			
(a) Economic Opportunity Act (Title I-B)		108,485	108,485
(b) Economic Opportunity Act (Title II-A)		655,733	655,733
(c) Outdoor recreation		576,000	576,000
(d) Roving leader project		53,685	53,685
Total Recreation		1,393,903	1,393,903
15. Vocational Rehabilitation:			
(a) Support of vocational rehabilitation services	750,000	538,688	−211,312
(b) Residential training project	25,300		−25,300
(c) Disability determination (OASI)	166,100	159,306	−6,794
(d) Improved services to mentally retarded	23,500		−23,500
(e) Employment of mental retardates		22,152	22,152
(i) Short-term rehabilitation of OASI applicants	40,000	26,432	−13,568
(j) Mobility training for the blind	19,000	16,976	−2,024
(k) Register of the blind	3,600	4,138	538
(l) Vocational rehabilitation needs in welfare institutions	15,000	7,019	−7,981
(m) Cooperative placement effort, USES	7,000	12,688	5,688
(n) Vending stand program	25,500	21,037	−4,463
(o) Operations research		18,608	18,608
(p) Public assistance project	67,000	60,702	−6,298
(q) Coordinated program of vocational rehabilitation and public schools		50,000	50,000
(r) Prevocational assessment of mentally retarded at children's center		38,312	38,312
(s) Economic Opportunity Act (title II-A)		262,374	262,374
(t) Coordinate rehabilitation units in hospitals		3,767	3,767
(u) District of Columbia General Hospital, VR unit		12,505	12,505
(v) Washington Hospital Center, VR unit		4,706	4,706
(w) George Washington Hospital, VR unit		7,688	7,688
(x) St. Elizabeths Hospital, VR unit		491	491
(y) Freedmen's Hospital, VR unit		3,830	3,830
Total, vocational rehabilitation	1,142,000	1,271,419	129,419
16. Public Health:			
(a) Tuberculosis control	28,440	28,300	−140
(b) Cancer control	26,400	25,000	−1,400
(c) Mental health control	66,400	65,000	−1,400
(d) Mental health planning	50,000		−50,000
(e) General health	28,700	28,000	−700
(f) Chronically ill	65,000	60,000	−5,000
(g) Maternal and child health	340,200	375,266	35,066

See footnote at end of table.

Reconciliation of Federal grants to the District of Columbia for fiscal year 1966 as shown in the 1966 and 1967 budgets—Continued

Grant by agency and program	As estimated in the 1966 budget	As estimated in the 1967 budget	Difference
16. Public Health—Continued			
(h) Crippled children	$323,600	$377,285	$53,685
(i) Venereal disease	68,500	76,131	7,631
(j) Hospital construction	614,000	1,056,388	442,388
(k) Water pollution	34,400	25,300	−9,100
(l) Heart disease	67,900	85,400	17,500
(m) Tuberculosis control project	183,700	380,454	196,754
(n) Mental retardation planning	32,000	47,500	15,500
(o) Old-age assistance, medical care	150,000	150,000	
(p) Medical assistance for the aged	1,200,000	1,235,000	35,000
(q) Radiological health	16,600	15,000	−1,600
(r) Immunization (vaccination assistance)	160,000	243,374	83,374
(s) Rheumatic fever	75,300	94,358	19,058
(t) Nursing home improvement	89,000	116,028	27,028
(u) Community mental health care		399,782	399,782
(v) Dental health		12,500	12,500
(w) Emergency medical identification		9,500	9,500
(x) Cancer—Smoking control		18,255	18,255
(y) Nurse training		7,500	7,500
(z) Army rejectees		42,756	42,756
(aa) Maternal and infant care		1,240,188	1,240,188
(bb) Nursing student loan program		3,708	3,708
(cc) Neighborhood health aids		61,262	61,262
(dd) Air pollution		33,262	33,262
(ee) Medical services—EOA trainees (title II–A)		32,500	32,500
(ff) Apprenticeship training for medical students		13,248	13,248
(gg) Home health services		75,000	75,000
(hh) Medical self-help training		6,780	6,780
(ii) Health insurance benefits program		44,736	44,736
(jj) Child development center, Glenn Dale		8,902	8,902
Total, Public Health	3,620,140	6,493,663	2,873,523
17. Public Welfare:			
(a) Public assistance administration and services		2,609,179	2,609,179
(b) Old-age assistance grants	1,626,500	1,569,907	−56,593
(c) Aid to families with dependent children grants	6,280,400	5,680,055	−600,345
(d) Aid to the blind grants	126,700	113,186	−13,514
(e) Aid to permanently and totally disabled	1,989,200	1,990,072	872
(f) Medical assistance for aged	1,420,000	1,440,440	20,440
(g) Assistance to repatriates	1,500	644	−856
(h) Aid to Cuban refugees	20,500	18,420	−2,080
(i) Children's Bureau	140,400	161,026	20,626
(j) Economic Opportunity Act, title V		2,130,406	2,130,406
(k) Economic Opportunity Act, title I–B		46,361	46,361
(l) Juvenile delinquency and youth offenders control		63,700	63,700
(m) AFDC work scholarship		20,526	20,526
(n) Cooperative program with vocational rehabilitation		4,043	4,043
(o) Food stamp program		49,729	49,729
(p) Family emergency services		124,539	124,539
(q) Milk fund, Agriculture		12,500	12,500
(r) Headstart (Junior Village)		13,222	13,222
(s) Bootstrap		1,876	1,876
(t) Summer welfare		3,930	3,930
(u) Office of Education project		86,872	86,872
Total, Public Welfare	11,605,200	16,140,633	4,535,433
18. Highways and traffic:			
(a) Primary, secondary and urban highways	1,150,000	3,138,187	1,988,187
(b) Interstate System	71,015,000	18,605,653	−52,409,347
(c) Highway beautification		128,730	128,730
(d) Urban beautification		630,000	630,000
(e) Economic Opportunity Act (title I–B)		22,424	22,424
(f) F Street demonstration		397,000	397,000
Total, highways and traffic	72,165,000	22,921,994	−49,243,006
19. Sanitary engineering:			
(a) Waste treatment works construction	420,000	420,000	
(b) Economic Opportunity Act (title I–B)		14,817	14,817
Total sanitary engineering	420,000	434,817	14,817
Grand total	106,981,870	65,214,827	−41,767,043

[1] Not included in public schools in the 1966 budget—Shown as a separate item.

1967 GRANT ESTIMATE

Mr. TOBRINER. In 1967 it is estimated that Federal grants will increase to $125.8 million, which will be approximately 23 percent of total District expenditures.

These grant programs are important to the District of Columbia. But many of them are temporary in nature and they are designed to carry out nationally defined objectives; they do not substitute for the regular services which must be provided by the District government. These grant programs play several roles. They supplement existing activities when special intensive efforts are required, as in the case of the recent education grants. They provided services which probably would not have been provided at all by the District government, as in the case of the Neighborhood Youth Corps. They encourage research and demonstration projects, such as the work opportunity program in public welfare financed by title V of the Economic Opportunity Act. They encourage more rapid buildup of services than might otherwise be possible, as in the case of community mental health centers. They encourage new approaches to complex problems, as will certainly be the case if the demonstration cities program is enacted. And finally, as in the case of recent Federal medical care programs, they permit District residents to benefit in the same manner that cities elsewhere do from a substantial upgrading of public services of a magnitude which could not possibly be financed entirely from local funds.

PROGRAM OVERHEAD SUPPORT

One aspect of the increase in Federal grant programs that is coming to concern us is the problem of providing adequate overhead support for these programs. Federal grants generally provide little or no funds with which to hire the staff and secure the equipment necessary to process paychecks, purchase equipment, locate facilities, issue financial and statistical reports, and perform the many other support services required to mount effective programs. The problem is particularly acute in the central staff agencies of the District government. It is our hope—and we are examining the matter intensively—that in the coming year the various Federal grant programs will come to assume an appropriate share of the administrative burden which they create.

SUMMER PROGRAMS

One recent development in which we feel both pride and hope is the comprehensive program of constructive activities for children and youth which took place in the District this past summer.

A summary of the programs is as follows:

Project:	*Number of children involved*
Headstart	7,500
Stepup	9,000
Youth opportunity	1,018
Neighborhood Youth Corps	1,785
School summer program	28,000
Total	47,303

Evening Operation of Recreational Facilities

In addition, through the action of this committee we were able to reallocate funds saved from various District construction programs to help finance a citywide program of playground lighting, for which we also received aid from Federal grant funds and from private contributions with the help of the Vice President. Thus we were able to extend recreation programs past the hour of darkness.

Medicare Act

Public Law 89–97, which is popularly known as the Medicare Act was passed by Congress in the summer of 1965. This landmark legislation will provide vital health and concomitant benefits to both the aged and the indigent and medically indigent citizens of the country. In the District of Columbia, specifically, more than one-third of our citizens are potential recipients of the health benefits authorized by the law.

HOSPITAL INSURANCE PROGRAM

Title XVIII of this legislation provides a new hospital insurance program for the aged with a voluntary, supplementary insurance benefits program. The benefits of these programs offer new hope for the aged and infirm, new dignity to our ever-increasing number of senior citizens, and new security to the families of these elder persons who heretofore had to bear the mental and financial burden of medical care for their parents. The implementation date of these programs was July 1, 1966, and our citizens are now receiving these desirable benefits.

MEDICAL PROGRAM FOR NEEDY CHILDREN

Title XIX provides a comprehensive medical program to needy children under 21 years of age, to the indigent, and ultimately to the medically indigent of all ages. The implementation date for this title was January 1, 1966. The District, however, has not yet been able to make these benefits available to its eligible citizens because of our existing legal requirements which are in conflict with the provisions of title XIX. S. 3469 and H.R. 16481 have been introduced to eliminate the legal barriers to our participating in this program. The legislative adjustments which we are seeking concern durational residency, means test, per diem or other periodic rates for inpatient or outpatient care, and the financial responsibility of relatives.

The Board of Commissioners have provisionally designated the Department of Public Health as the District agency to administer title XIX. The Department of Public Health, with active public and private participation, is developing the State plan for title XIX. We shall be ready to participate as soon as the necessary legislative clearance is obtained.

There are many more aid programs that can be discussed later in the hearings if the committee desires.

INADEQUACY OF FUNDS TO MEET PUBLIC EXPECTATIONS

Mr. Chairman, I am sure that no one knows how much the District of Columbia would be spending if our city were to provide complete services. But it is always a shock to turn from philosophical discussions on reconstructing the urban environment to the facts and figures of the actual budget which we annually send to Congress. I want to reemphasize to this committee—before we turn to the various details of the 1967 budget—that the resources at hand are not adequate to perform all of the tasks which the public now expects its city government to provide in our affluent society. Additional sources of revenue will continue to be urgently needed to cover our service requirements.

Senator BYRD. Someone has said, Mr. Tobriner, "until philosophers become kings or kings become philosophers, the state will never cease from its evils."

Mr. TOBRINER. Yes. District residents call on the Commissioners—as they will shortly call upon this committee when public testimony is heard—to assure streets free from crime, better educational opportunities, better housing and recreational facilities, balanced transportation—in short a more satisfactory urban environment. The Commissioners have tried to present to Congress a budget which meets as many of the pressing needs of the city as possible. But substantial increases in District expenditures will be required for as long as any of us can foresee if we are to meet the legitimate needs of District residents.

BUDGET INCREASE HISTORY

We often talk about the need for increased expenditures, and I would like to take a few minutes to try to make clear to the committee the continuing need for increasing public expenditures in the District of Columbia. The clearest perspective on this is a look at past increases which have been appropriated by this committee.

As one looks back, the vast majority of increased spending has gone toward meeting required costs and workload times. A relatively small proportion of the money available to the District goes to improve the basic level of services provided in the District.

OPERATING EXPENSE INCREASE

From the years 1960 to 1966, operating expenditures in the District of Columbia rose from $195.0 million to $305.8 million, an increase of $110.8 million or 64 percent. Of this total increase, $60.4 million or 54 percent has gone to meet the costs of pay raises, retirement costs, health benefits, within-grade and other required actions on personnel. Salaries and benefits must increase if we are to retain competent personnel, yet it is probably fair to say that most of this expenditure maintains the level of services rather than substantially improves them.

Thus in the past 6 years less than one-half of the increase in operating expenditures has been devoted to other than mandatory personnel costs. Most of the remaining nonpersonnel increase is devoted (a) to mandatory costs such as increase in cost of St. Elizabeths Hospital, payment to the U.S. courts, and increased cost of space rental, or (b) to expenditures to keep up with mounting workload, such as increased school enrollments or welfare caseload. In 1966 less than

2 percent of the total increase in operating expenditures was devoted to new services.

PUBLIC SERVICE LEVEL INCREASE

Despite the taut revenue situation, there have been some improvements in the level of public services. Examples of what has been accomplished in the past 6 years are the following:

A 19-percent increase in authorized police manpower.

A 34-percent increase in authorized personnel for public schools which has enabled schools to accommodate a 23-percent increase in enrollment, to achieve the basic staffing ratios for classroom teachers established by the Board of Education, and substantially to improve supporting and administrating services.

A 37-percent increase in the staff of the Department of Corrections, which includes increases to operate the youth center—one of the model penal institutions in the United States.

I cite these increases because this committee should be aware of the progress which we are making. But it is important to realize that, as in the past, the majority of future expenditures will be devoted to provide for required costs and increased workload.

INVESTMENTS IN LIFE OF CITY AND CITIZENS

As we look ahead, however, we must do more than keep up with workload and required costs. This is why additional revenues are so crucial. They are necessary if we are to adopt the philosophy—as I think we must—of public expenditures as investments in the life of the city and its citizens. There are two aspects of this idea of investment which can be emphasized.

PREVENTIVE SERVICES

One essential concept of investment is investment in preventive services. Our daily experience in health and welfare and education makes it clear that our very failure to make proper investment in preventive services in the long run results in the need for even greater future expenditures. Since we cannot avoid spending money, it is far wiser from both an economic and humanitarian view to use public funds for prevention. But unless we can increase our level of spending beyond that necessary to keep up with required costs and workload, I fear we shall continue to be forced into putting most of our resources into programs for individuals too old to develop career plans, programs for families which are already broken, or programs for individuals who have already had frequent contact with police and correctional authorities.

Preventive investment is a very commonsense concept.

We have to spend much more to teach a teenage boy with behavior problems how to read than we would have had to spend to provide special services in his early school years. And by waiting until the youth reaches junior or senior high school age, his career horizons are severely restricted even if he does learn to read.

We must spend $10,000 over a 3-year period to confine and attempt to rehabilitate a convicted felon. Much small investments earlier in life could well decrease the need for this type of large expenditure.

SHAPING OF CITY

The second concept of investment that we must try to incorporate into our spending plans is investment to shape the kind of city we want to live in. We neither understand nor control all of the various factors which are involved in the development of the metropolitan area. But it would appear certain that investment in a good school system, in urban renewal, in transportation, and such can slow the net outmigration of many middle-class families, expand the economy and tax base of the District, and prevent the intensification of many of our social problems.

Spending money to create the kind of city we want will cost money—again resources over and above that required to keep up with required costs and workload burdens. A glimpse of the cost can be seen in our own public works plan. In the 6 years from 1961 to 1966 appropriations for public building construction totaled $121.5 million. Our current 6-year projection suggests at least the need of an 89-percent increase or $230.3 million over the next 6 years. The community renewal program as it is placed in operation will make more precise the magnitude of the investment required in the District of Columbia.

EXPENDITURE AND REVENUE INCREASES

I have tried to outline for the committee some of the reasons why increased expenditures—and increased revenue—must be considered essential in the future of the District of Columbia. Along with more money, however, we need more wisdom, more systematic thought on how to increase our spending so that the return on our investment is increased to the extent that we can create the kind of city we want to create. And this also takes money. We must be willing to invest in our own staff and information capability if we are to provide adequately for the future of the city.

Again I wish to thank you, Mr. Chairman, and the members of your committee for your continued interest in and concern with the problems of the District of Columbia. There are many more important aspects of the budget which will be discussed as we proceed with the justifications.

STATEMENT APPENDICES

Senator BYRD. That is a fine statement, Mr. Tobriner, and we thank you for it. We will insert at this point in the record the tables which you have provided with reference to the estimated financial status; voluntary reductions in House allowance based on six month availability—new positions only; summary of authorized positions, 1961 through 1966, and in 1967 the increases requested; Statement of the revenues of general, highway (regular account), highway (motor vehicle parking account), water, and other funds; vacancy report as of August 31, 1966; and Federal grants to the District of Columbia for 1963, 1964, 1965, and 1966; together with the 1967 estimates.

(The tables follow:)

Summary of District of Columbia 1967 budget estimates

[Dollar amounts expressed in thousands]

Appropriation and agency	1966 adjusted (1967 base)		Increase		Total estimate to House		House reduction		House allowance		Voluntary reduction over House allowance		Requests to Senate				Total 1967 estimate requested in Senate	
													Restoration		Amendments			
	Positions	Amount	Positions	Amount	Positions	Amount	Positions	Amount	Positions	Amount	Positions	Amount	Positions	Amount	Positions	Amount	Positions	Amount
General operating expenses:																		
Executive Office	45	$557.1	7	$81.7	52	$638.8	2	$25.9	50	$612.9	.....	$9.8	.....	$15.0	6	$22.7	56	$640.8
General administration	711	8,610.9	33	1,613.0	744	10,223.9	12	287.2	732	9,936.7	.....	51.9	.....	12.5	.....	352.4	732	10,249.7
General fund	.....	8,422.6	.....	1,606.0	.....	10,028.6	.....	287.2	.....	9,741.4	.....	51.9	.....	12.5	.....	352.4	.....	10,054.4
Highway fund (regular)	.....	99.9	.....	3.7	.....	103.6	.....	.....	.....	103.6	.....	.....	.....	.....	.....	.....	.....	103.6
Highway fund (parking)	.....	52.3	.....	2.0	.....	54.3	.....	.....	.....	54.3	.....	.....	.....	.....	.....	.....	.....	54.3
Water fund	.....	27.2	.....	1.1	.....	28.3	.....	.....	.....	28.3	.....	.....	.....	.....	.....	.....	.....	28.3
Sanitary sewage works fund	.....	8.9	.....	.2	.....	9.1	.....	.....	.....	9.1	.....	.....	.....	.....	.....	.....	.....	9.1
Regulatory and miscellaneous agencies:																		
Alcoholic beverage control	28	254.8	2	32.9	30	287.7	1	5.4	29	282.3	.....	1.4	.....	.....	.....	.....	29	280.9
Administration of parole laws	41	382.7	3	39.5	44	422.2	3	16.2	41	406.0	.....	.....	1	4.2	.....	13.0	42	423.2
Death investigations	19	195.9	2	29.1	21	225.0	1	3.7	20	221.3	.....	1.3	.....	.....	.....	.....	20	220.0
Administration of insurance laws	24	263.1	.....	17.6	24	280.7	.....	.....	24	280.7	.....	.....	.....	.....	4	13.1	28	293.8
Administration of wage, safety, and hour laws	22	214.6	4	39.7	26	254.3	4	26.0	22	228.3	.....	.....	2	8.6	.....	.....	24	236.9
Filing and recording property and corporation papers	68	472.6	2	36.5	70	509.1	1	3.7	69	505.4	.....	1.4	.....	.....	3	15.0	72	519.0
Investigation and regulation of public services	29	308.3	.....	15.9	29	324.2	.....	.....	29	324.2	.....	.....	.....	.....	.....	.....	29	324.2
Planning and zoning	12	114.8	.....	8.3	12	123.1	.....	.8	12	122.3	.....	.....	.....	.....	.....	.....	12	122.3
Metropolitan Area Transit Commission	.....	72.6	.....	12.5	.....	85.1	.....	.....	.....	85.1	.....	.....	.....	.....	.....	.....	.....	85.1
Board of Appeals and Review	4	39.4	.....	.9	4	40.3	.....	.....	4	40.3	.....	.....	.....	.....	.....	.....	4	40.3
Commissioners' Youth Council	16	142.8	1	14.2	17	157.0	1	6.7	16	150.3	.....	.....	.....	.....	.....	.....	16	150.3
Office of Urban Renewal	11	123.8	1	26.0	12	149.8	.....	.....	12	149.8	.....	3.9	.....	.....	.....	.....	12	145.9

Summary of District of Columbia 1967 budget estimates—Continued

[Dollar amounts expressed in thousands]

Appropriation and agency	1966 adjusted (1967 base)		Increase		Total estimate to House		House reduction		House allowance		Voluntary reduction over House allowance		Requests to Senate				Total 1967 estimate requested in Senate	
													Restoration		Amendments			
	Positions	Amount	Positions	Amount	Positions	Amount	Positions	Amount	Positions	Amount	Positions	Amount	Positions	Amount	Positions	Amount	Positions	Amount
General operating expenses—Con.																		
Regulatory and miscellaneous agencies—Con.																		
Council on Human Relations	5	$54.9	5	$39.4	10	$94.3	5	$34.9	5	$59.4	.....	.....	5	$24.3	.....	$2.6	10	$86.3
Metropolitan Washington Council of Governments	.....	48.0	.....	28.3	.....	76.3	.....	.....	.....	76.3	.....	.....	.....	.....	.....	21.7	.....	98.0
Washington Metropolitan Area Transit Authority	.....	.....	.....	.....	.....	.....	.....	.....	.....	.....	.....	.....	.....	.....	.....	257.3	.....	257.3
Total, regulator and miscellaneous agencies	279	2,688.3	20	340.8	299	3,029.1	16	97.4	283	2,931.7	.....	$8.0	8	37.1	7	322.7	298	3,283.5
General fund	.....	2,683.8	.....	340.8	.....	3,024.6	.....	97.4	.....	2,927.2	.....	8.0	.....	37.1	.....	322.7	.....	3,279.0
Highway fund (regular)	.....	4.5	.....	.....	.....	4.5	.....	.....	.....	4.5	.....	.....	.....	.....	.....	.....	.....	4.5
Occupations and Professions	56	515.1	.....	24.2	56	539.3	.....	2.5	56	536.8	.....	.....	.....	.....	.....	.....	56	536.8
Public Library	506	4,098.2	35	433.4	541	4,531.6	24	190.0	517	4,341.6	.....	10.5	11	28.1	.....	.....	528	4,359.2
Veterans' Affairs	12	118.4	.....	4.6	12	123.0	.....	7.0	12	116.0	.....	.....	.....	.....	.....	.....	12	116.0
Buildings and Grounds	318	3,184.1	23	132.4	341	3,316.5	.....	.....	341	3,316.5	.....	27.4	.....	.....	.....	.....	341	3,289.1
General fund	.....	3,102.1	.....	118.9	.....	3,221.0	.....	.....	.....	3,221.0	.....	23.8	.....	.....	.....	.....	.....	3,197.2
Highway fund (regular)	.....	82.0	.....	13.5	.....	95.5	.....	.....	.....	95.5	.....	3.6	.....	.....	.....	.....	.....	91.9
Surveyor	38	263.6	6	42.2	44	305.8	.....	.....	44	305.8	.....	8.3	.....	.....	.....	.....	44	297.5
Total, general operating expenses	1,965	20,035.7	124	2,672.3	2,089	22,708.0	54	610.0	2,035	22,098.0	.....	115.9	19	92.7	13	697.8	2,067	22,772.6
General fund	.....	19,760.9	.....	2,651.8	.....	22,412.7	.....	610.0	.....	21,802.7	.....	112.3	.....	92.7	.....	697.8	.....	22,480.9
Highway fund (regular)	.....	186.4	.....	17.2	.....	203.6	.....	.....	.....	203.6	.....	3.6	.....	.....	.....	.....	.....	200.0
Highway fund (parking)	.....	52.3	.....	2.0	.....	54.3	.....	.....	.....	54.3	.....	.....	.....	.....	.....	.....	.....	54.3

Water fund		27.2		1.1		28.3				28.3								28.3
Sanitary sewage works fund		8.9		.2		9.1				9.1								9.1
Public safety:																		
Corporation Counsel	118	1,270.2	10	162.4	128	1,432.6	10	87.7	118	1,344.9			5	26.5	1	3.7	124	1,375.1
General fund		1,199.4		159.7		1,359.1		87.7		1,271.4				26.5		3.7		1,301.6
Highway fund (regular)		64.4		2.2		66.6				66.6								66.6
Water fund		3.2		.3		3.5				3.5								3.5
Sanitary sewage works fund		3.2		.2		3.4				3.4								3.4
Metropolitan Police	3,382	36,493.5	89	5,639.5	3,471	42,133.0			3,471	42,133.0		121.3					3,471	42,011.7
General fund		32,805.7		5,435.0		38,240.7				38,240.7		121.3						38,119.4
Highway fund (regular)		3,575.8		204.5		3,780.3				3,780.3								3,780.3
Highway fund (parking)		112.0				112.0				112.0								112.0
Fire Department	1,476	17,538.6	5	671.3	1,481	18,209.9			1,481	18,209.9		9.4					1,481	18,200.5
Civil Defense	12	137.6		15.2	12	152.8			12	152.8							12	152.8
General fund		128.1		14.6		142.7				142.7								142.7
Highway fund (regular)		9.5		.6		10.1				10.1								10.1
Courts:																		
Juvenile court	140	1,220.5	27	224.9	167	1,445.4	19	116.7	148	1,328.7		14.0	4	20.6			152	1,335.3
Court of general sessions	224	2,192.0	6	202.2	230	2,394.2	2	8.2	228	2,386.0		5.1			71	600.6	299	2,981.5
Court of appeals	16	223.0		5.7	16	228.7			16	228.7							16	228.7
Tax Court	3	47.1		.9	3	48.0			3	48.0							3	48.0
U.S. courts		4,409.0		453.7		4,862.7				4,862.7								4,862.7
District of Columbia Bail Agency															13	93.7	13	93.7
Total, courts	383	8,091.6	33	887.4	416	8,979.0	21	124.9	395	8,854.1		19.1	4	20.6	84	694.3	483	9,549.9
Corrections	949	9,679.5	64	918.0	1,013	10,597.5	40	215.0	973	10,382.5		41.4	10	39.9	17	100.7	1,000	10,481.7
Licenses and inspections	408	3,650.6	37	378.3	445	4,028.9	22	121.4	423	3,907.5		25.9	14	54.4			437	3,936.0
National Guard	25	211.1		7.2	25	218.3			25	218.3							25	218.3
Total, public safety	6,753	77,072.7	238	8,679.3	6,991	85,752.0	93	549.0	6,898	85,203.0		217.1	33	141.4	102	798.7	7,033	85,926.0
General fund		73,304.6		8,471.5		81,776.1		549.0		81,227.1		217.1		141.4		798.7		81,950.1
Highway fund (regular)		3,649.7		207.3		3,857.0				3,857.0								3,857.0
Highway fund (parking)		112.0				112.0				112.0								112.0
Water fund		3.2		.3		3.5				3.5								3.5
Sanitary sewage works fund		3.2		.2		3.4				3.4								3.4

Summary of District of Columbia 1967 budget estimates—Continued

[Dollar amounts expressed in thousands]

Appropriation and agency	1966 adjusted (1967 base)		Increase		Total estimate to House		House reduction		House allowance		Voluntary reduction over House allowance		Requests to Senate				Total 1967 estimate requested in Senate	
													Restoration		Amendments			
	Positions	Amount	Positions	Amount	Positions	Amount	Positions	Amount	Positions	Amount	Positions	Amount	Positions	Amount	Positions	Amount	Positions	Amount
Education, public schools	8,224	$75,354.5	778	$7,254.5	9,002	$82,609.0	447	$2,516.0	8,555	$80,093.0	.....	$341.8	430	$1,818.7	.....	$70.0	8,985	$81,639.9
General fund	.....	75,233.5	.....	7,250.4	.....	82,483.9	.....	2,516.0	.....	79,967.9	.....	341.8	.....	1,818.7	.....	70.0	.....	81,514.8
Highway fund (regular)	.....	121.0	.....	4.1	.....	125.1	.....	.....	.....	125.1	.....	.....	.....	.....	.....	.....	.....	125.1
Parks and recreation:																		
Recreation Department	327	4,767.4	60	735.1	387	5,502.5	26	208.6	361	5,293.9	.....	36.7	13	57.0	.....	546.0	374	5,860.2
National Park Service, National Capital region	644	4,288.2	32	456.2	676	4,744.4	.....	.....	676	4,744.4	.....	32.3	.....	.....	.....	.....	676	4,712.1
General fund	.....	4,263.2	.....	449.2	.....	4,712.4	.....	.....	.....	4,712.4	.....	32.3	.....	.....	.....	.....	.....	4,680.1
Highway fund (regular)	.....	25.0	.....	7.0	.....	32.0	.....	.....	.....	32.0	.....	.....	.....	.....	.....	.....	.....	32.0
National Zoological Park	212	1,781.3	22	227.8	234	2,009.1	7	57.4	227	1,951.7	.....	9.6	.....	.....	.....	.....	227	1,942.1
Total, Parks and Recreation	1,183	10,836.9	114	1,419.1	1,297	12,256.0	33	266.0	1,264	11,990.0	.....	78.6	13	57.0	.....	546.0	1,277	12,514.4
General fund	.....	10,811.9	.....	1,412.1	.....	12,224.0	.....	266.0	.....	11,958.0	.....	78.6	.....	57.0	.....	546.0	.....	12,482.4
Highway fund (regular)	.....	25.0	.....	7.0	.....	32.0	.....	.....	.....	32.0	.....	.....	.....	.....	.....	.....	.....	32.0
Health and welfare:																		
Vocational Rehabilitation	105	706.8	29	122.3	134	829.1	19	66.6	115	762.5	.....	10.7	10	40.9	.....	.....	125	792.7
Public health	3,841	50,984.1	295	6,299.4	4,136	57,283.5	88	847.4	4,048	56,436.1	.....	277.9	70	449.5	118	600.0	4,236	57,207.7
Public welfare	2,942	28,210.7	352	4,225.7	3,294	32,436.4	66	321.0	3,228	32,115.4	.....	285.3	36	107.2	.....	.....	3,264	31,937.3
Total, health and welfare	6,888	79,901.6	676	10,647.4	7,564	90,549.0	173	1,235.0	7,391	89,314.0	.....	573.9	116	597.6	118	600.0	7,625	89,937.7
Highways and traffic:																		
Department of Highways and Traffic	1,504	11,906.6	2	604.4	1,506	12,511.0	.....	1.5	1,506	12,509.5	.....	3.5	.....	.....	.....	300.0	1,506	12,806.0
General fund	.....	4,516.6	.....	392.4	.....	4,909.0	.....	1.5	.....	4,907.5	.....	3.5	.....	.....	.....	100.0	.....	5,004.0
Highway fund (regular)	.....	6,736.0	.....	212.0	.....	6,948.0	.....	.....	.....	6,948.0	.....	.....	.....	.....	.....	.....	.....	6,948.0
Highway fund (parking)	.....	654.0	.....	.....	.....	654.0	.....	.....	.....	654.0	.....	.....	.....	.....	.....	200.0	.....	854.0

Department of Motor Vehicles (Highway fund regular)	227	1,940.5	3	295.6	230	2,236.1	.....	150.5	230	2,085.6	.....	4.4	.....	.....	.....	.....	230	2,081.2
Motor Vehicle Parking Agency (Highway fund—parking)	14	227.2	.....	7.7	14	234.9	.....	.....	14	234.9	.....	.....	.....	.....	.....	.....	14	234.9
Total, Highways and Traffic	1,745	14,074.3	5	907.7	1,750	14,982.0	.....	152.0	1,750	14,830.0	.....	7.9	.....	.....	.....	300.0	1,750	15,122.1
General fund	.....	4,516.6	.....	392.4	.....	4,909.0	.....	1.5	.....	4,907.5	.....	3.5	.....	.....	.....	100.0	.....	5,004.0
Highway fund (regular)	.....	8,676.5	.....	507.6	.....	9,184.1	.....	150.5	.....	9,033.6	.....	4.4	.....	.....	.....	.....	.....	9,029.2
Highway fund (parking)	.....	881.2	.....	7.7	.....	888.9	.....	.....	.....	888.9	.....	.....	.....	.....	.....	200.0	.....	1,088.9
Sanitary engineering: Department of Sanitary Engineering	3,064	19,697.4	77	1,180.6	3,141	20,878.0	56	486.0	3,085	20,392.0	.....	25.0	.....	200.0	.....	.....	3,085	20,567.0
General fund	.....	10,834.3	.....	878.4	.....	11,712.7	.....	466.9	.....	11,245.8	.....	21.2	.....	200.0	.....	.....	.....	11,424.6
Water fund	.....	4,334.7	.....	74.7	.....	4,409.4	.....	.....	.....	4,409.4	.....	.....	.....	.....	.....	.....	.....	4,409.4
Sanitary sewage works fund	.....	4,456.6	.....	226.6	.....	4,683.2	.....	19.1	.....	4,664.1	.....	3.8	.....	.....	.....	.....	.....	4,660.3
Metropolitan area sanitary sewage works fund	.....	71.8	.....	.9	.....	72.7	.....	.....	.....	72.7	.....	.....	.....	.....	.....	.....	.....	72.7
Washington aqueduct (water fund)	336	3,306.9	.....	63.1	336	3,370.0	.....	.....	336	3,370.0	.....	.....	.....	.....	.....	45.5	336	3,415.5
Total, sanitary Engineering	3,400	23,004.3	77	1,243.7	3,477	24,248.0	56	486.0	3,421	23,762.0	.....	25.0	.....	200.0	.....	45.5	3,421	23,982.5
General fund	.....	10,834.3	.....	878.4	.....	11,712.7	.....	466.9	.....	11,245.8	.....	21.2	.....	200.0	.....	.....	.....	11,424.6
Water fund	.....	7,641.6	.....	137.8	.....	7,779.4	.....	.....	.....	7,779.4	.....	.....	.....	.....	.....	.....	.....	7,824.9
Sanitary sewage works fund	.....	4,456.6	.....	226.6	.....	4,683.2	.....	19.1	.....	4,664.1	.....	3.8	.....	.....	.....	45.5	.....	4,660.3
Metropolitan area sanitary sewage works fund	.....	71.8	.....	.9	.....	72.7	.....	.....	.....	72.7	.....	.....	.....	.....	.....	.....	.....	72.7
Additional municipal expenses: American Legion convention	.....	.....	.....	233.0	.....	233.0	.....	.....	.....	233.0	.....	.....	.....	.....	.....	.....	.....	233.0
Settlement of claims and suits	.....	.....	.....	.....	.....	.....	.....	.....	.....	.....	.....	.....	.....	.....	.....	42.1	.....	42.1

Summary of District of Columbia 1967 budget estimates—Continued

[Dollar amounts expressed in thousands]

Appropriation and agency	1966 adjusted (1967 base)		Increase		Total estimate to House		House reduction		House allowance		Voluntary reduction over House allowance		Requests to Senate				Total 1967 estimate requested in Senate	
													Restoration		Amendments			
	Positions	Amount	Positions	Amount	Positions	Amount	Positions	Amount	Positions	Amount	Positions	Amount	Positions	Amount	Positions	Amount	Positions	Amount
Personal services, employees wage scale				$1,320.0		$1,320.0				$1,320.0								$1,320.0
General fund				1,000.0		1,000.0				1,000.0								1,000.0
Highway fund (regular)				100.0		100.0				100.0								100.0
Highway fund (parking)				2.0		2.0				2.0								2.0
Water fund				130.0		130.0				130.0								130.0
Sanitary sewage works fund				87.0		87.0				87.0								87.0
Metropolitan area sanitary sewage works fund				1.0		1.0				1.0								1.0
Total, operating expenses	30,158	$300,028.0	2,012	34,377.0	32,170	334,657.0	856	$5,814.0	31,314	328,843.0		$1,360.2	611	$2,907.4	233	$3,100.1	32,158	333,490.3
General fund		274,363.4		32,937.0		307,300.4		5,644.4		301,656.0		1,348.4		2,907.4		2,854.6		306,069.6
Highway fund (regular)		12,658.6		843.2		13,501.8		150.5		13,351.3		8.0						13,343.3
Highway fund (parking)		1,045.5		11.7		1,057.2				1,057.2						200.0		1,257.2
Water fund		7,672.0		269.2		7,941.2				7,941.2								7,986.7
Sanitary sewage works fund		4,468.7		314.0		4,782.7		19.1		4,763.6		3.8				45.5		4,759.8
Metropolitan area sanitary sewage works fund		71.8		1.9		73.7				73.7								73.7
Repayment of loans and interest				6,077.6		6,077.6				6,077.6								6,077.6
General fund				2,018.6		2,018.6				2,018.6								2,018.6
Highway fund (regular)				2,301.4		2,301.4				2,301.4								2,301.4
Water fund				1,302.6		1,302.6				1,302.6								1,302.6
Sanitary sewage works fund				455.0		455.0				455.0								455.0
Capital outlay: Federal obligations				1,350.0		1,350.0				1,350.0								1,350.0

Public building construction				43,732.2		43,732.2		14,079.1		29,653.1		383.0		3,947.9		1,166.7		34,384.7
Public schools				32,934.8		32,934.8		8,320.1		24,614.7		378.0		3,143.9		746.7		28,127.3
Public Library				672.0		672.0		622.0		50.0				297.0				347.0
Recreation				1,896.5		1,896.5		804.6		1,091.9				15.0				1,106.9
Metropolitan Police				675.0		675.0		550.0		125.0								125.0
Fire Department				857.7		857.7		306.0		551.7		5.0		306.0				852.7
Licenses and Inspections				25.0		25.0		25.0										
Public Health				1,752.8		1,752.8		604.8		1,148.0				55.0		320.0		1,523.0
Corrections				1,157.2		1,157.2		1,005.2		152.0								152.0
Public Welfare				3,135.2		3,135.2		1,766.4		1,368.8				56.0				1,424.8
Buildings and Grounds				626.0		626.0		75.0		551.0				75.0		100.0		726.0
Highways and Traffic				15,455.0		15,455.0		12,805.1		2,649.9				12,805.1				15,455.0
Sanitary Engineering				12,692.0		12,692.0		2,025.0		10,667.0				670.0				11,337.0
Washington Aqueduct				1,415.0		1,415.0		5.0		1,410.0								1,410.0
Rail Rapid Transit				8,525.0		8,525.0		8,525.0						4,527.5				4,527.5
Total, capital outlay				83,169.2		83,169.2		37,439.2		45,730.0		383.0		21,950.5		1,166.7		68,464.2
General fund				61,978.2		61,978.2		24,629.1		37,349.1		383.0		9,145.4		1,166.7		47,278.2
Highway fund (regular)				14,859.0		14,859.0		12,805.1		2,053.9				12,805.1				14,859.0
Water fund				2,640.0		2,640.0		5.0		2,635.0								2,635.0
Sanitary sewage works fund				3,692.0		3,692.0				3,692.0								3,692.0
Grand total, District of Columbia	30,158	300,028.0	2,012	123,623.8	32,170	423,903.8	856	43,253.2	31,314	380,650.6		1,743.2	611	24,857.9	233	4,266.8	32,158	408,032.1
General fund		274,363.4		96,933.8		371,297.2		30,273.5		341,023.7		1,731.4		12,052.8		4,021.3		355,366.4
Highway fund (regular)		12,658.6		18,003.6		30,662.2		12,955.6		17,706.6		8.0		12,805.1				30,503.7
Highway fund (parking)		1,045.5		11.7		1,057.2		5.0		1,057.2						200.0		1,257.2
Water fund		7,672.0		4,211.8		11,883.8				11,878.8						45.5		11,924.3
Sanitary sewage works fund		4,468.7		4,461.0		8,929.7		19.1		8,910.6		3.8						8,906.8
Metropolitan area sanitary sewage works fund		71.8		1.9		73.7				73.7								73.7

Source: Department of General Administration, Budget Office, Sept. 29, 1966.

Estimated financial status, fiscal year 1967

[In thousands of dollars]

	General fund	Highway fund			Water fund	Sanitary sewage works fund	Metropolitan area sanitary sewage works fund	Total
		Regular account	Motor vehicle parking account	Total				
Estimated fund availability:								
Surplus or deficit at beginning of year	−501	−303	720	417	1,171	−1,516	−52	−481
Unexpended balance released	3,000	350	40	390	175	23	30	3,618
Total	2,499	47	760	807	1,346	−1,493	−22	3,137
Revenues:								
House allowance:								
Collections (based on revenue estimates of July 25, 1966)	267,900	18,345	890	19,235	8,298	11,278	47	306,758
Federal payment	49,000				2,146	1,248		52,394
Federal loan, public works	22,500				500			23,000
Total revenues, House allowance	339,400	18,345	890	19,235	10,944	12,526	47	382,152
Increased collection, revenue bill	8,160	1,000		1,000				9,160
Senate requests:								
Restorations:								
Federal payment	1,000							1,000
Federal loan, rail rapid transit system	4,527							4,527
Amendments: Federal loan, public works		12,200						12,200
Total Senate requests	5,527	12,200		12,200				17,727
Total revenue availability, current submission	355,586	31,592	1,650	33,242	12,290	11,033	25	412,176
Proposed for later transmission, Federal payment	10,000							10,000
Total revenue availability, current submission and proposed for later transmission	365,586	31,592	1,650	33,242	12,290	11,033	25	422,176
Estimated funds required:								
Estimate of appropriations:								
Approved by House:								
Operating expenses	301,656	13,352	1,057	14,409	7,941	4,763	74	328,843
Capital outlay, public works	37,349	2,054		2,054	2,635	3,692		45,730
Repayment of loans and interest	2,019	2,301		2,301	1,303	455		6,078
Total approved by House	341,024	17,707	1,057	18,764	11,879	8,910	74	380,651

Reductions in House allowance:								
Operating expenses	−1,348	−8		−8		−4		−1,360
Capital outlay, public works	−383							−383
Total reductions in House allowance	−1,731	−8		−8		−4		−1,743
Senate requests:								
Restorations:								
Operating expenses	2,907							2,907
Capital outlay:								
Public works	4,618	12,805		12,805				17,423
Rail rapid transit system	4,527							4,527
Amendments:								
Operating expenses	2,855		200	200	45			3,100
Capital outlay, public works	1,167							1,167
Total Senate requests	16,074	12,805	200	13,005	45			29,124
Total estimate of appropriations	355,367	30,504	1,257	31,761	11,924	8,906	74	408,032
Reserves:								
Indefinite appropriations	600	425		425	10	5		1,040
Classified pay increase	2,208	181	5	186	71	55		2,520
Wage board increase for food service and laundry workers	160							160
Total reserves	2,968	606	5	611	81	60		3,720
Total estimate of appropriations and reserves	358,335	31,110	1,262	32,372	12,005	8,966	74	411,752
Deferred financing:								
1966 appropriation financed in 1967	8,580							8,580
1967 appropriation financed in 1968	−11,431							−11,431
Total estimated funds required, current submission	355,484	31,110	1,262	32,372	12,005	8,966	74	408,901
Reserve for pending pay increase for teachers, policemen, firemen, and wage board employees	10,000	419		419				10,419
Total estimated funds required, current submission and proposed for later transmission	365,484	31,529	1,262	32,791	12,005	8,966	74	419,320
Surplus or deficit at end of year, current submission	102	482	388	870	285	2,067	−49	3,275
Surplus or deficit at end of year, current and proposed for later transmission	102	63	388	451	285	2,067	−49	2,856

Voluntary reductions in House allowance based on 6-month availability—New positions only, fiscal year 1967

	Number	9-month funding				6-month funding				
		Personnel compensation	Personnel benefits	Other	Total	Personnel compensation	Personnel benefits	Other	Total	Amount of reduction
General operating expenses:										
Executive office:										
1. Board of Commissioners:										
A. Commissioners' offices:										
GS-14 administrative assistant	1	$11,010	$815	$250	$12,075	$7,340	$542	$250	$8,132	$3,943
GS-6 secretary (Commissioners' staff)	1	4,276	353	250	4,879	2,851	236	250	3,337	1,542
GS-6 secretary (investigation staff)	1	4,276	353	250	4,879	2,851	236	250	3,337	1,542
Subtotal	3	19,562	1,521	750	21,833	13,042	1,014	750	14,806	7,027
D. Public Information Unit: GS-12 information specialist	1	7,964	606	330	8,900	5,310	404	330	6,044	2,856
2. Office of the secretary: GS-4 editorial clerk	1									
Total, executive office	5	27,526	2,127	1,080	30,733	18,352	1,418	1,080	20,850	9,883
Department of General Administration:										
2. Administrative services:										
A. Operations:										
GS-11 acquisition assistant	1	6,721	520	517	7,758	4,481	481	517	5,479	2,279
GS-7 administrative clerk	1	4,700	384	316	5,400	3,135	391	316	3,842	1,558
GS-6 accounting clerk	1	4,276	353	310	4,939	2,851	236	310	3,397	1,542
GS-5 draftsman-computer	1	3,885	328	810	5,023	2,591	219	810	3,620	1,403
Subtotal	4	19,582	1,585	1,953	23,120	13,058	1,327	1,953	16,338	6,782
3. Budget: GS-12 budget analyst	1	7,965	606	477	9,048	5,310	404	477	6,191	2,857
4. Finance:										
GS-5 payroll clerks	3	11,655	984	1,248	13,887	7,773	623	1,248	9,644	4,243
GS-5 card punch operator	1	3,885	328	30	4,243	2,591	219	30	2,840	1,403
Subtotal	4	15,540	1,312	1,278	18,130	10,364	842	1,278	12,484	5,646
6. Management:										
GS-14 management analyst	1	11,010	814	250	12,074	7,340	542	250	8,132	3,942
GS-14 digital computer analyst	2	22,020	1,628	500	24,148	14,680	1,084	500	16,264	7,884
GS-13 digital computer analyst	2	18,764	1,464	500	20,668	12,510	936	500	13,946	6,722
Subtotal	5	51,794	3,846	1,250	56,890	34,530	2,562	1,250	38,342	18,548
7. Personnel:										
GS-12 personnel assistant (labor relations)	1	7,964	606	500	9,070	5,310	404	500	6,214	2,856
GS-11 position classifier	1	6,721	520	450	7,691	4,481	346	450	5,277	2,414
GS-7 assistant safety officer	1	4,700	384	375	5,459	3,135	256	375	3,766	1,693
Subtotal	3	19,385	1,510	1,325	22,220	12,926	1,006	1,325	15,257	6,963

8. Procurement:										
GS–13 procurement agent	1	9,382	702	315	10,399	6,255	468	315	7,038	3,361
GS–12 procurement agent	1	7,964	606	315	8,885	5,310	404	315	6,029	2,856
GS–12 contract compliance officer	1	7,964	606	315	8,885	5,310	404	315	6,029	2,856
GS–9 food buyer	1	5,610	446	315	6,371	3,740	297	315	4,352	2,019
Subtotal	4	30,920	2,360	1,260	34,540	20,615	1,573	1,260	23,448	11,092
Total, Department of General Administration	21	145,186	11,219	7,543	163,948	96,803	7,714	7,543	112,060	51,888
Regulatory and miscellaneous agencies:										
1. Alcoholic Beverage Control Board GS–5 clerk analyst	1	3,885	328	----------	4,213	2,591	219	----------	2,810	1,403
3. Death investigations: GS–4 autopsy technician	1	3,841	266	----------	3,747	2,321	178	----------	2,499	1,248
6. Filing and recording property and corporation papers: GS–5 examiner	1	3,885	328	----------	4,213	2,591	219	----------	2,810	1,403
13. Office of Urban Renewal: GS–14 urban planner	1	11,010	814	370	12,194	7,340	542	370	8,252	3,942
Total, regulatory and miscellaneous agencies	4	22,261	1,736	370	24,367	14,843	1,158	370	16,371	7,996
Public Library:										
1. Administration:										
GS–12 branch supervisor	1	7,964	608	----------	8,572	5,310	404	----------	5,714	2,858
GS–3 clerk-typist, administration pool	1	3,112	244	----------	3,356	2,075	162	----------	2,237	1,119
Subtotal	2	11,076	852	----------	11,928	7,385	566	----------	7,951	3,977
3. Public Service:										
A. Central Library:										
GS–9 book selection assistant, children's service	1	5,610	448	----------	6,058	3,740	297	----------	4,037	2,021
GS–7 adviser, central children's division	1	4,771	386	----------	5,157	3,135	256	----------	3,391	1,766
Subtotal	2	10,381	834	----------	11,215	6,875	553	----------	7,428	3,787
B. Branches:										
Chevy Chase branch (3 months):										
GS–9 assistant branch librarian	1	1,898	149	----------	2,047	1,898	149	----------	2,047	----------
GS–2 pages	2	1,935	150	----------	2,085	1,935	150	----------	2,085	----------
Subtotal	3	3,833	299	----------	4,132	3,833	299	----------	4,132	----------
C. Extension:										
GS–7 readers' adviser, schools division	1	4,700	386	----------	5,086	3,135	256	----------	3,391	1,695
GS–2 page, schools division	1	2,859	225	----------	3,084	1,907	149	----------	2,056	1,028
Subtotal	2	7,559	611	----------	8,170	5,042	405	----------	5,447	2,723
Total	7	21,773	1,744	----------	23,517	15,750	1,257	----------	17,007	6,510
4. Buildings and grounds:										
Chevy Chase branch (3 months):										
WBR–8 engineer custodian	1	1,363	111	----------	1,474	1,363	111	----------	1,474	----------
WBR–7 assistant engineer custodian	1	1,326	109	----------	1,435	1,326	109	----------	1,435	----------
Subtotal	2	2,689	220	----------	2,909	2,689	220	----------	2,909	----------
Total, Public Library	11	35,538	2,816	----------	38,354	25,824	2,043	----------	27,867	10,487

Voluntary reductions in House allowance based on 6-month availability—New positions only, fiscal year 1967—Continued

	Number	9-month funding				6-month funding				
		Personnel compensation	Personnel benefits	Other	Total	Personnel compensation	Personnel benefits	Other	Total	Amount of reduction
Buildings and grounds:										
1. Administration: GS–11 computer programmer	1	$6,721	$520	$200	$7,441	$4,481	$346	$200	$5,027	$2,414
4. Buildings management:										
GS–2 guards	12	34,308	2,676	900	37,884	22,884	1,788	900	25,572	12,312
WBR–5 building engineer trainees	7	25,550	2,170	----------	27,720	17,038	1,618	----------	18,656	9,064
WBR–5 boiler-firemen	2	7,200	620	----------	7,820	4,868	294	----------	5,162	2,658
WBR–2 laborer	1	2,620	208	----------	2,828	1,747	139	----------	1,886	942
Subtotal	22	69,678	5,674	900	76,252	46,537	3,839	900	51,276	24,976
Total, buildings and grounds	23	76,399	6,194	1,100	83,693	51,018	4,185	1,100	56,303	27,390
Total, general fund	----------	66,579	5,366	1,100	73,045	44,403	3,752	1,100	49,255	23,790
Total, highway fund	----------	9,820	828	----------	10,648	6,615	433	----------	7,048	3,600
Surveyor:										
GS–7 surveying technician	1	4,700	384	330	5,414	3,135	256	330	3,721	1,693
GS–5 surveying technician	1	3,885	328	93	4,306	2,591	219	93	2,903	1,403
GS–5 cartographic compilation aid	1	3,885	328	1,520	5,733	2,591	219	1,520	4,330	1,403
GS–5 cartographic draftsman	1	3,885	328	570	4,783	2,591	219	570	3,380	1,403
GS–4 surveying aid	1	3,481	266	110	3,857	2,321	178	110	2,609	1,248
GS–3 surveying aid	1	3,112	242	75	3,429	2,075	162	75	2,312	1,117
Total, surveyor	6	22,948	1,876	2,698	27,522	15,304	1,253	2,698	19,255	8,267
Total, general operating expenses	70	329,858	25,968	12,791	368,617	222,144	17,771	12,791	252,706	115,911
General fund	----------	320,038	25,140	12,791	357,969	215,529	17,338	12,791	245,658	112,311
Highway fund	----------	9,820	828	----------	10,648	6,615	433	----------	7,048	3,600
Public safety:										
Metropolitan Police:										
1. Prevention and detection of crime:										
B. Chief clerk's section:										
GS–14 statistician	1	11,010	814	----------	11,824	7,340	542	----------	7,882	3,942
GS–14 computer program administrator	1	11,010	814	----------	11,824	7,340	542	----------	7,882	3,942
GS–13 management analyst	1	9,382	702	----------	10,084	6,255	468	----------	6,723	3,361
GS–13 senior computer programer	1	9,382	702	----------	10,084	6,255	468	----------	6,723	3,361
GS–12 forms and directives analyst	1	7,964	606	----------	8,570	5,310	404	----------	5,714	2,856
GS–12 computer programer	1	7,964	606	----------	8,570	5,310	404	----------	5,714	2,856

GS-9 computer programer trainee	1	5,610	446	----------	6,056	3,740	297	----------	4,037	2,019
GS-5 secretary	1	3,885	328	----------	4,213	2,591	219	----------	2,810	1,403
GS-4 clerk-typist	2	6,962	532	----------	7,494	4,641	355	----------	4,996	2,498
GS-3 clerk-typist	3	9,336	726	----------	10,062	6,225	486	----------	6,711	3,351
Subtotal	13	82,505	6,276	----------	88,781	55,007	4,185	----------	59,192	29,589
C. Patrol Division:										
GS-4 clerk-typist	25	87,025	6,650	----------	93,675	58,025	4,450	----------	62,475	31,200
GS-2 police cadet	35	100,065	7,805	----------	107,870	66,745	5,215	----------	71,960	35,910
WBR-14 janitor supervisor	1	4,820	391	----------	5,211	3,214	261	----------	3,475	1,736
WBR-7 janitor supervisor	2	7,736	652	----------	8,388	5,158	435	----------	5,593	2,795
Subtotal	63	199,646	15,498	----------	215,144	133,142	10,361	----------	143,503	71,641
E. Detective Division:										
GS-4 clerk-typist	3	10,443	798	----------	11,241	6,963	657	----------	7,620	3,621
GS-3 clerk-typist	1	3,112	242	----------	3,354	2,075	162	----------	2,237	1,117
Subtotal	4	13,555	1,040	----------	14,595	9,038	819	----------	9,857	4,738
G. Youth Aid Division:										
GS-4 clerk-typist	1	3,481	266	----------	3,747	2,321	178	----------	2,499	1,248
GS-3 clerk-typist	1	3,112	242	----------	3,354	2,075	162	----------	2,237	1,117
Subtotal	2	6,593	508	----------	7,101	4,396	340	----------	4,736	2,365
H. Supporting services:										
GS-5 teletypist	1	3,885	328	----------	4,213	2,591	219	----------	2,810	1,403
GS-4 telephone operator	1	3,481	266	----------	3,747	2,321	178	----------	2,499	1,248
WBR-13 automobile mechanic	2	9,360	764	----------	10,124	6,240	510	----------	6,750	3,374
WBR-7 truck driver (towman)	2	7,736	652	----------	8,388	2,579	218	----------	2,797	5,591
WBR-6 auto servicer	1	3,775	320	----------	4,095	2,517	214	----------	2,731	1,364
Subtotal	7	28,237	2,330	----------	30,567	16,248	1,339	----------	17,587	12,980
Total, Metropolitan Police	89	330,536	25,652	----------	356,188	217,831	17,044	----------	234,875	121,313
Fire Department:										
1. Staff services:										
B. Communications: GS-5 stock clerk	1	3,885	328	----------	4,213	2,591	219	----------	2,810	1,403
2. Fire suppression:										
B. Fire prevention:										
GS-11 fire protection engineer	1	6,721	520	----------	7,241	4,481	346	----------	4,827	2,414
Fire inspector	3	16,401	243	1,000	17,644	10,935	161	1,000	12,096	5,548
Subtotal	4	23,122	763	1,000	24,885	15,416	507	1,000	16,923	7,962
Total, Fire Department	5	27,007	1,091	1,000	29,098	18,007	726	1,000	19,733	9,365

Voluntary reductions in House allowance based on 6-month availability—New positions only, fiscal year 1967—Continued

	Number	9-month funding				6-month funding				
		Personnel compensation	Personnel benefits	Other	Total	Personnel compensation	Personnel benefits	Other	Total	Amount of reduction
Public safty—Continued										
Juvenile court:										
B. Office of Administration: GS-7 EAM project planner	1	$4,700	$384	$600	$5,684	$3,135	$256	$600	$3,991	$1,693
C. Clerk's office:										
GS-4 clerk-bailiff	1	3,481	266	600	4,347	2,321	178	600	3,099	1,248
GS-3 clerk-typist	1	3,112	242	1,000	4,354	2,075	162	1,000	3,237	1,117
Subtotal	2	6,593	508	1,600	8,701	4,396	340	1,600	6,336	2,365
E. Social Service Division:										
GS-11 juvenile intake supervisor	1	6,721	520	600	7,841	4,481	346	600	5,427	2,414
GS-10 juvenile intake officer	2	12,276	964	1,200	14,440	8,184	642	1,200	10,026	4,414
GS-7 locator	1	4,700	384	600	5,684	3,135	256	600	3,991	1,693
GS-5 petition clerk	1	3,885	328	1,000	5,213	2,591	219	1,000	3,810	1,403
Subtotal	5	27,582	2,196	3,400	33,178	18,391	1,463	3,400	23,254	9,924
Total, juvenile court	8	38,875	3,088	5,600	47,563	25,922	2,059	5,600	33,581	13,982
Court of general sessions:										
GS-4 deputy clerk, EAM operator, Civil Division	1	3,481	298	546	4,325	2,321	178	546	3,045	1,280
GS-4 deputy clerk, EAM operator, Criminal Division	1	3,481	297	546	4,324	2,321	178	546	3,045	1,279
GS-4 deputy clerk, EAM operator, Central Violations Bureau	2	6,962	595	1,092	8,649	4,641	355	1,092	6,088	2,561
Total, court of general sessions	4	13,924	1,190	2,184	17,298	9,283	711	2,184	12,178	5,120
Legal Aid Agency:										
Staff attorneys	(3)	16,600	1,050	1,050	18,700	16,600	1,050	1,050	18,700	----------
Investigators	(1)	5,400	400	450	6,250	5,400	400	450	6,250	----------
Secretary	(1)	4,400	325	200	4,925	4,400	325	200	4,925	----------
Total, Legal Aid Agency	(5)	26,400	1,775	1,700	29,875	26,400	1,775	1,700	29,875	----------
Department of Corrections:										
1. Administration and Service Operations:										
A. Executive direction:										
GS-12 digital computer analyst	1	10,619	807	----------	11,426	5,310	404	----------	5,714	5,712
GS-5 secretary	1	3,885	328	400	4,613	2,591	219	400	3,210	1,403
Subtotal	2	14,504	1,135	400	16,039	7,901	623	400	8,924	7,115
B. Engineering: WBR-15 general mechanic	1	----------	----------	----------	----------	----------	----------	----------	----------	----------

C. Transportation:										
WBR-15 auto mechanic	1	5,132	412	250	5,794	3,422	275	250	3,947	1,847
WBR-10 truck driver	2	8,330	692	500	9,522	5,554	461	500	6,515	3,007
Subtotal	3	13,462	1,104	750	15,316	8,976	736	750	10,462	4,854
F. Business administration: WBR-8 warehouseman	1	3,978	334	250	4,562	2,652	223	250	3,125	1,437
Total, activity 1	7	31,944	2,573	1,400	35,917	19,529	1,582	1,400	22,511	13,406
2. Institutional care of prisoners:										
A. Reformatory for men:										
GS-9 teacher	1	5,610	446	150	6,206	3,740	297	150	4,187	2,019
GS-5 clerk-typist	2	7,770	656	800	9,226	5,181	219	800	6,200	3,026
	3	13,380	1,102	950	15,432	8,921	516	950	10,387	5,045
B. Workhouse:										
GS-8 assistant steward	1	5,151	413	200	5,764	3,435	275	200	3,910	1,854
GS-6 correctional officer	5	21,380	1,765	1,250	24,395	14,255	1,180	1,250	16,685	7,710
	6	26,531	2,178	1,450	30,159	17,690	1,455	1,450	20,595	9,564
C. Reformatory for Women: GS-9 caseworker	1	5,610	446	150	6,206	3,740	297	150	4,187	2,019
D. Youth center: GS-7 assistant steward	1	4,700	384	200	5,284	3,135	256	200	3,591	1,693
E. District of Columbia Jail:										
GS-9 caseworker	1	5,610	446	150	6,206	3,740	297	150	4,187	2,019
GS-6 correctional officer	5	21,380	1,765	1,250	24,395	14,255	1,180	1,250	16,685	7,710
Subtotal	6	26,990	2,211	1,400	30,601	17,995	1,477	1,400	20,872	9,729
Total, activity 2	17	77,211	6,321	4,150	87,682	51,481	4,001	4,150	59,632	28,050
Total, Department of Corrections	24	109,155	8,894	5,550	123,599	71,010	5,583	5,550	82,143	41,456
Department of Licenses and Inspections:										
2. Inspections:										
GS-8 construction inspector	1	5,151	413	545	6,109	3,435	275	545	4,255	1,854
GS-8 plumbing inspector	1	5,151	413	545	6,109	3,435	275	545	4,255	1,854
Subtotal	2	10,302	826	1,090	12,218	6,870	550	1,090	8,510	3,708
4. Housing:										
GS-7 housing inspector	11	51,700	4,224	5,720	61,644	34,485	2,816	5,720	43,021	18,623
GS-4 clerk-typist	1	3,481	266	468	4,215	2,321	178	468	2,967	1,248
Subtotal	12	55,181	4,490	6,188	65,859	36,806	2,994	6,188	45,988	19,871
5. Zoning: GS-9 engineer-technician	1	5,610	446	220	6,276	3,470	297	220	3,987	2,289
Total, Department of Licenses and Inspections	15	71,093	5,762	7,498	84,353	47,146	3,841	7,498	58,485	25,868
Total public safety	145	616,990	47,452	23,532	687,974	415,599	31,739	23,532	470,870	217,104

Voluntary reductions in House allowance based on 6-month availability—New positions only, fiscal year 1967—Continued

	Number	9-month funding				6-month funding				
		Personnel compensation	Personnel benefits	Other	Total	Personnel compensation	Personnel benefits	Other	Total	Amount of reduction
Public schools:										
1. General administration:										
A. Central administration:										
GS–4 clerk-typist	1	$3,481	$266	$450	$4,197	$2,321	$178	$450	$2,949	$1,248
GS–4 machines operator supervisor	1	3,481	266	450	4,197	2,321	178	450	2,949	1,248
Subtotal	2	6,962	532	900	8,394	4,642	356	900	5,898	2,496
B. Personnel administration:										
GS–5 clerk-typist	4	15,540	1,312	1,800	18,652	10,364	876	1,800	13,040	5,612
GS–4 clerk-typist	1	3,481	266	450	4,197	2,321	178	450	2,949	1,248
Subtotal	5	19,021	1,578	2,250	22,849	12,685	1,054	2,250	15,989	6,860
D. Department of General Research, Budget, and Legislation:										
GS–4 clerk-typist	1	3,481	266	450	4,197	2,321	178	450	2,949	1,248
Total, general administration	8	29,464	2,376	3,600	35,440	19,648	1,588	3,600	24,836	10,604
2. Supervision and instruction:										
A. Teaching service:										
1. Elementary schools:										
Class 15 teachers, music (vocal)	10	39,270	1,670		40,940	39,270	1,670		40,940	
Class 15 teachers, art	18	70,686	3,006	3,960	77,652	70,686	3,006	3,960	77,652	
Class 15 teachers, science	27	106,029	4,509	21,600	132,138	106,029	4,509	21,600	132,138	
Class 15 teachers, health and physical education	30	117,810	5,010		122,820	117,810	5,010		122,820	
Class 15 teachers, mathematics	10	58,900	2,500	1,000	62,400	35,340	1,500	1,000	37,840	24,560
Class 15 teachers, foreign language	4	23,560	1,000	400	24,960	14,136	600	400	15,136	9,824
Class 15 teachers, music (instrumental)	3	17,670	750	10,356	28,776	10,602	450	10,356	21,408	7,368
Total	102	433,925	18,445	37,316	489,686	393,873	16,745	37,316	447,934	41,752
3. Senior high schools:										
Class 15 teachers, academic and art	42	257,040	10,878	8,610	276,528	154,224	6,552	2,646	163,422	113,106
Class 15 teachers, shop and home economics	9	55,080	2,331	1,845	59,256	33,048	1,404	1,107	35,559	23,697
Total	51	312,120	13,209	10,455	335,784	187,272	7,956	3,753	198,981	136,803
4. Serving various school levels:										
Class 15 teacher, citywide chorus	1	6,120	259	100	6,479	3,672	156	60	3,888	2,591
Class 15 teachers, speech	7	41,230	1,750	700	43,680	24,738	1,050	420	26,208	17,472

Class 15 teachers, reading	24	94,248	4,008	----------	98,256	94,248	4,008	----------	98,256	----------
Class 15 reading diagnostician	12	47,124	2,004	----------	49,128	47,124	2,004	----------	49,128	----------
Total	44	188,722	8,021	800	197,543	169,782	7,218	480	177,480	20,063
5. Summer schools:										
Teachers (part-time) regular program	(40)	25,060	200	----------	25,260	25,060	200	----------	25,260	----------
Speech teachers (part-time)	(3)	1,887	45	----------	1,932	1,887	45	----------	1,932	----------
Total	----------	26,947	245	----------	27,192	26,947	245	----------	27,192	----------
6. Evening and adult education	----------	8,500	500	----------	9,000	5,100	300	----------	5,400	3,600
Total, teaching service	197	970,214	40,420	48,571	1,059,205	782,974	32,464	41,549	856,987	202,218
B. Library service:										
1. Elementary schools: Class 15 librarian, existing schools	10	58,900	2,500	----------	61,400	35,340	1,500	----------	36,840	24,560
2. Junior high schools: Class 15 librarian, Lincoln	1	2,945	125	----------	3,070	2,945	125	----------	3,070	----------
3. Vocational high schools: Class 15 librarian	2	12,240	518	----------	12,758	7,068	312	----------	7,380	5,378
Total, library services	13	74,085	3,143	----------	77,228	45,353	1,937	----------	47,290	29,938
C. Pupil personnel services:										
1. Elementary schools: Class 15 counselors	34	166,820	2,346	7,480	170,646	160,820	2,346	7,48	170,646	----------
2. Junior high schools:										
Class 15 counselors	8	37,840	552	1,760	40,152	37,840	552	1,760	40,152	----------
GS-7 nurse	1	2,612	214	450	3,276	2,612	214	450	3,276	----------
Total	9	40,452	766	2,210	43,428	40,452	766	2,210	43,428	----------
3. Senior high schools: Class 15 counselors	7	33,110	483	1,540	35,133	33,110	483	1,540	35,133	----------
4. Vocational high schools: Class 15 counselors	1	4,730	69	220	5,019	4,730	69	220	5,019	----------
Total, pupil personnel services	51	239,112	3,664	11,450	254,226	239,112	3,664	11,450	254,226	----------
D. Supervisory service:										
1. Elementary schools:										
Class 8 assistant principals	14	110,824	1,232	2,940	114,996	73,883	822	2,940	77,645	37,351
Class 10 supervisors	5	36,300	430	1,250	37,980	24,200	287	1,250	25,737	12,243
Total	19	147,124	1,662	4,190	152,976	98,083	1,109	4,190	103,382	49,594
2. Junior high schools:										
Class 6 principal, Lincoln	1	4,944	50	----------	4,994	4,944	50	----------	4,994	----------
Class 8 assistant principal, Lincoln	2	8,796	98	----------	8,894	8,796	98	----------	8,894	----------
Class 8 assistant principal, existing schools	1	7,916	88	210	8,214	5,277	59	210	5,546	2,668
Total	4	21,656	236	210	22,102	19,017	207	210	19,434	2,668
3. Senior high schools: Class 8 assistant principals	3	23,748	264	630	24,642	15,832	176	630	16,638	8,004
5. Summer schools: Principals, elementary	(6)	6,042	----------	----------	6,042	6,042	----------	----------	6,042	----------
Total, supervisory service	26	198,570	2,162	5,030	205,762	138,974	1,492	5,030	145,496	60,266

Voluntary reductions in House allowance based on 6-month availability—New positions only, fiscal year 1967—Continued

	Number	9-month funding				6-month funding				
		Personnel compensation	Personnel benefits	Other	Total	Personnel compensation	Personnel benefits	Other	Total	Amount of reduction
Public schools—Continued										
2. Supervision and instruction—Continued										
E. Clerical and secretarial services:										
1. Regular day schools:										
GS–6 administrative aid, Lincoln	1	$2,376	$197	----------	$2,573	$2,376	$197	----------	$2,573	----------
GS–4 clerk-stenographer, Lincoln	1	1,934	148	----------	2,082	1,934	148	----------	2,082	----------
Subtotal	2	4,310	345	----------	4,655	4,310	345	----------	4,655	----------
2. In departmental offices:										
GS–5 clerk, elementary supervision and instruction	1	3,885	328	$450	4,663	2,590	219	$450	3,259	$1,404
Total, clerical and secretarial services	3	8,195	673	450	9,318	6,900	564	450	7,914	1,404
Total, supervision and instruction	290	1,490,176	50,062	65,501	1,605,739	1,213,313	40,121	58,479	1,311,913	293,826
3. District of Columbia Teachers College:										
A. Personnel services:										
Class 8 assistant principals, laboratory schools	2	15,832	176	420	16,428	10,555	117	420	11,092	5,336
GS–4 clerk-typist, laboratory schools	1	3,481	266	450	4,197	2,321	177	450	2,948	1,249
WBR–2 laborers	3	6,960	555	----------	7,515	6,960	555	----------	7,515	----------
Total, District of Columbia Teachers College	6	26,273	997	870	28,140	19,836	849	870	21,555	6,585
4. Vocational education:										
B. Supervisory service: Class 8 assistant principal	1	7,916	88	210	8,214	5,277	59	210	5,546	2,668
5. Operation of buildings and grounds and maintenance of equipment:										
A. Engineering and custodial services:										
WBR–11 engineer	1	3,349	276	----------	3,625	3,349	276	----------	3,625	----------
WBR–10 custodian	1	2,314	192	----------	2,506	2,314	192	----------	2,506	----------
WBR–9 assistant engineer	1	2,253	189	----------	2,442	2,253	189	----------	2,442	----------
WBR–5 assistant custodian	1	2,028	173	----------	2,201	2,028	173	----------	2,201	----------
WBR–5 boiler firemen	2	4,056	346	----------	4,402	4,056	346	----------	4,402	----------
WBR–2 Laborer	14	27,165	2,375	----------	29,540	27,165	2,375	----------	29,540	----------
Subtotal	20	41,165	3,551	----------	44,716	41,165	3,551	----------	44,716	----------
E. Transportation services:										
WBR–9 automotive mechanic	1	4,056	339	----------	4,395	2,704	226	----------	2,930	1,465
WBR–6 driver, relief	1	3,775	320	----------	4,095	2,483	213	----------	2,696	1,399

WBR-6 driver, transportation of handicapped children	2	7,550	640	90	8,280	5,033	427	90	5,550	2,730
WBR-5 driver, equipment maintenance unit	1	3,650	310	----------	3,960	2,433	207	----------	2,640	1,320
Total, transportation service	5	19,031	1,609	90	20,730	12,653	1,073	90	13,816	6,914
Total, operation of buildings and grounds	25	60,196	5,160	90	65,446	53,818	4,624	90	58,532	6,914
8. Elementary school lunch program:										
A. Transportation: WBR-4 driver	1	3,400	294	----------	3,694	2,267	196	----------	2,463	1,231
C. Lunch clerks: GS-2 lunch clerks	----------	19,455	1,265	----------	20,720	11,673	759	----------	12,432	8,288
Total, elementary school lunch program	1	22,855	1,559	----------	24,414	13,940	955	----------	14,895	9,519
9. National defense education program:										
B. Expansion of improvement of supervisory services:										
Class 10 assistant directors	(6)	21,780	258	750	22,788	14,520	172	750	15,442	7,346
Class 15, coordinator, audiovisual	(1)	3,060	130	125	3,315	1,836	78	125	2,039	1,276
GS-5 clerk-typist, procurement	(1)	1,943	164	----------	2,107	1,295	110	----------	1,405	702
	(8)	26,783	552	875	28,210	17,651	360	875	18,886	9,324
D. Improvement of school statistical services:										
Class 6 education record system analyst	(1)	4,450	45	75	4,570	2,967	30	75	3,072	1,498
GS-7 administrative aid	(1)	2,350	192	225	2,767	1,567	128	225	1,920	847
Total, national defense education program	(10)	33,583	789	1,175	35,547	22,185	518	1,175	23,878	11,669
Total, public schools	331	1,670,463	61,031	71,446	1,802,940	1,348,017	48,714	64,424	1,461,155	341,785
Parks and recreation:										
Recreation Department:										
1. Administration:										
GS-6 secretary	1	4,276	353	----------	4,629	2,851	235	----------	3,086	1,543
GS-5 accounting clerk	1	3,885	328	----------	4,213	2,590	219	----------	2,809	1,404
GS-4 personnel clerk (typing)	1	3,481	266	----------	3,747	2,321	177	----------	2,498	1,249
Total, administration	3	11,642	947	----------	12,589	7,762	631	----------	8,393	4,196
3. Recreation services and facilities:										
D. Neighborhood centers:										
GS-7 recreation supervisors, new centers	6	36,569	2,981	----------	39,550	36,569	2,981	----------	39,550	----------
GS-6 recreation surpevisors, new centers	6	33,262	2,747	----------	36,009	33,262	2,747	----------	36,009	----------
GS-10 program director, roving leader	1	6,138	482	300	6,920	4,092	321	300	4,713	2,207
GS-9 roving leaders	5	28,050	2,230	1,500	31,780	18,700	1,487	1,500	21,687	10,093
GS-3 machine dictating transcriber	1	3,112	242	----------	3,354	2,075	161	----------	2,236	1,118
GS-8 recreation supervisor	1	5,151	413	----------	5,564	3,431	275	----------	3,706	1,858
GS-6 recreation specialist	1	2,851	236	----------	3,087	1,901	157	----------	2,058	1,029
GS-7 recreational assistant supervisors	5	23,500	1,920	----------	25,420	15,667	1,280	----------	16,947	8,473
GS-6 recreation specialist	5	21,380	1,765	----------	23,145	14,254	1,177	----------	15,431	7,714
Total, recreation services and facilities	31	160,013	13,016	1,800	174,829	129,951	10,586	1,800	142,337	32,492
Total, Recreation Department	34	171,655	13,963	1,800	187,418	137,713	11,217	1,800	150,730	36,688

Voluntary reductions in House allowance based on 6-month availability—New positions only, fiscal year 1967—Continued

	Number	9-month funding				6-month funding				
		Personnel compensation	Personnel benefits	Other	Total	Personnel compensation	Personnel benefits	Other	Total	Amount of reduction
Parks and recreation—Continued										
National Park Service:										
1. Maintenance, repair and operation:										
Gardener, landscape	2	$7,924	$594	$9,975	$18,493	$5,283	$396	$9,975	$15,654	$2,839
Mechanic, automotive	1	4,898	367	36	5,301	3,265	245	36	3,546	1,755
Truckdriver, heavy duty	1	4,337	325	12,863	17,525	2,891	217	12,863	15,971	1,554
Laborer	4	14,790	1,110	2,150	18,050	9,860	740	2,150	12,750	5,300
Carpenter	1	4,712	353	2,450	7,515	3,142	235	2,450	5,827	1,688
Reimbursable positions from recreation	10									
Total, maintenance, repair, and operation	19	36,661	2,749	27,474	66,884	24,441	1,833	27,474	53,748	13,136
2. U.S. Park Police:										
GS-4 clerk-typist	6	20,886	1,567	1,528	23,981	13,924	1,045	1,528	16,497	7,484
Lieutenant	1	7,500	113	496	8,109	5,000	75	496	5,571	2,538
Private	6	27,045	406	6,395	33,846	18,030	267	6,395	24,692	9,154
Total, U.S. Park Police	13	55,431	2,086	8,419	65,936	36,954	1,387	8,419	46,760	19,176
Total, National Park Service	32	92,092	4,835	35,893	132,820	61,395	3,220	35,893	100,508	32,312
National Zoological Park:										
2. Operations and maintenance:										
B. Operation services: WB-3 laborer	3	8,988	765	456	10,209	5,992	510	456	6,958	3,251
C. Maintenance and construction: WB-10 operating engineer	1	4,744	380	200	5,324	4,744	380	200	5,324	
E. Garden and tree maintenance:										
WB-9 gardener	1	4,478	367	541	5,386	2,985	245	541	3,771	1,615
WB-8 gardener	1	2,871	237	3,085	6,193	2,871	237	3,085	6,193	
WB-8 gardener	1	4,306	356	485	5,147	2,871	237	485	3,593	1,554
Subtotal	3	11,655	960	4,111	16,726	8,727	719	4,111	13,557	3,169
Total, operations and maintenance	7	25,387	2,105	4,767	32,259	19,463	1,609	4,767	25,839	6,420
3. Animal Department:										
A. Animal care program: WB-9 animal keeper	6	27,588	2,202	2,646	32,436	27,588	2,202	2,646	32,436	
B. Commissary: WB-11 pest control specialist	1	4,898	397	1,040	6,335	3,265	265	1,040	4,570	1,765
C. Animal health program: GS-5 medical secretary	1	3,884	328	1,075	5,287	2,589	219	1,075	3,883	1,404
Total, Animal Department	8	36,370	2,927	4,761	44,058	33,442	2,686	4,761	40,889	3,169

Total, National Zoological Park	15	61,757	5,032	9,528	76,317	52,905	4,295	9,528	66,728	9,589
Total, parks and recreation	81	325,504	23,830	47,221	396,555	252,013	18,732	47,221	317,966	78,589
Health and welfare:										
Vocational rehabilitation:										
2. General rehabilitation services:										
A. Client services:										
GS-11 counselor-coordinator	3	10,131	730	5,124	15,985	6,754	487	5,124	12,365	3,620
GS-5 counselor-aid	1	1,944	162	538	2,644	1,296	108	538	1,942	702
Total, general rehabilitation services	4	12,075	892	5,662	18,629	8,050	595	5,662	14,307	4,322
4. Division of Services to Visually Impaired:										
C. Mobility training and homebound instruction: GS-9 homebound instructor	1	2,946	32	378	3,356	1,964	21	378	2,363	993
5. Special projects:										
A. Residential training center: GS-11 counselor-coordinator	1	3,274	346	3,802	7,422	2,183	231	3,802	6,216	1,206
6. Disability determinations:										
A. Client services:										
GS-12 supervisory counselor	1	4,130	50	----------	4,180	2,754	33	----------	2,787	1,393
GS-10 vocational counselor	1	3,127	50	325	3,177	2,085	33	325	2,443	734
GS-9 vocational counselor	1	3,031	150	----------	3,506	2,021	100	----------	2,121	1,385
GS-5 secretary	1	1,934	50	----------	1,984	1,289	33	----------	1,322	662
Total, disability determinations	4	12,222	300	325	12,847	8,149	199	325	8,673	4,174
Total, vocational rehabilitation	10	30,517	1,570	10,167	42,254	20,346	1,046	10,167	31,559	10,695
Public health:										
1. Preventive services:										
B. Maternal and child health:										
Crippled Children's Service Division:										
GS-7 public health nurse	1	4,700	484	650	5,834	3,133	323	650	4,106	1,728
GS-4 practical nurse	1	3,481	266	350	4,097	2,321	177	350	2,848	1,249
GS-3 medical aid	1	3,112	242	350	3,704	2,075	161	350	2,586	1,118
GS-3 clerk	1	3,112	242	350	3,704	2,075	161	350	2,586	1,118
	4	14,405	1,234	1,700	17,339	9,604	822	1,700	12,126	5,213
D. Dental health:										
Clinic Services Division (Public Health):										
GS-12 dentist	2	15,928	1,212	700	17,840	10,619	808	700	12,127	5,713
GS-4 dental assistant	2	6,962	532	700	8,194	4,642	355	700	5,697	2,497
Clinic Services Division (District of Columbia General): GS-5 dental assistant	1	3,885	328	350	4,563	2,590	219	350	3,159	1,404
	5	26,775	2,072	1,750	30,597	17,851	1,382	1,750	20,983	9,614
E. Nursing: Public Health Nursing Division: GS-2 neighborhood health aid	6	17,154	1,338	2,100	20,592	11,436	892	2,100	14,428	6,164

69-796—69——4

Voluntary reductions in House allowance based on 6-month availability—New positions only, fiscal year 1967—Continued

	Number	9-month funding				6-month funding				
		Personnel compensation	Personnel benefits	Other	Total	Personnel compensation	Personnel benefits	Other	Total	Amount of reduction
Health and welfare—Continued										
Public health—Continued										
1. Preventive services—Continued										
F. Chronic disease control:										
Adult Health and Geriatrics Division:										
GS-13 dentist	1	$13,380	$1,070	----------	$14,450	$13,380	$1,070	----------	$14,450	----------
GS-11 nutritionist	1	9,267	741	----------	10,008	9,267	741	----------	10,008	----------
GS-11 physical therapist	1	4,786	383	----------	5,169	4,786	383	----------	5,169	----------
GS-7 recreation therapist	1	3,342	267	----------	3,609	3,342	267	----------	3,609	----------
Rheumatic fever prophylaxis:										
GS-14 medical officer	1	16,712	1,222	----------	17,934	16,712	1,222	----------	17,934	----------
GS-7 laboratory technician	1	6,269	511	----------	6,780	6,269	511	----------	6,780	----------
Home Care Services Division:										
GS-14 medical officer	1	12,534	916	$650	14,100	8,356	611	650	9,617	$4,483
GS-9 speech therapist	1	5,610	446	350	6,406	3,740	297	350	4,387	2,019
Tuberculosis Control Division:										
GS-8 X-ray technician	1	5,151	413	350	5,914	3,431	275	350	4,056	1,858
GS-3 clerk for mobile X-ray unit	1	3,112	242	350	3,704	2,075	162	350	2,587	1,117
Venereal disease control:										
Current program:										
GS-7 administrative assistant, District of Columbia General Hospital	1	4,700	384	350	5,434	3,133	256	350	3,739	1,695
GS-6 receptionist-clerk-typist supervisor	1	4,276	353	700	5,329	2,851	235	700	3,786	1,543
Gonorrhea control program: GS-14 medical officer	1	12,534	916	650	14,100	8,356	611	650	9,617	4,483
GS-9 public health nurse	1	5,610	546	650	6,806	3,740	364	650	4,754	2,052
GS-9 epidemiologist	2	11,220	892	700	12,812	7,480	594	700	8,774	4,038
GS-4 clerk	1	3,481	266	350	4,097	2,321	177	350	2,848	1,249
Subtotal	17	121,984	9,568	5,100	136,652	99,239	7,776	5,100	112,115	24,537
Total, preventive services	32	180,318	14,212	10,650	205,180	138,130	10,872	10,650	159,652	45,528
2. Mental health and retardation:										
A. Office of Associate Director: GS-11 health educator	1	6,721	520	660	7,901	4,381	347	660	5,388	2,513
B. Area C Community Health Center:										
Office of Chief: GS-15 psychologist	1	12,789	936	350	14,075	8,526	624	350	9,500	4,575

Adolescent Division:										
Psychiatric resident, SPCL	1	3,300	40	----------	3,340	2,200	27	----------	2,227	1,113
GS-10 social worker	1	6,138	482	350	6,970	4,092	322	350	4,764	2,206
GS-8 assistant head nurse	1	5,151	413	650	6,214	3,434	275	650	4,359	1,855
Children's Division:										
GS-15 senior psychiatrist	1	13,233	965	350	14,548	8,822	643	350	9,815	4,733
Psychiatric resident, SPCL	1	3,300	40	----------	3,340	2,200	27	----------	2,227	1,113
GS-10 social worker	2	12,276	964	700	13,940	8,184	643	700	9,527	4,413
GS-10 occupational therapist	1	6,138	482	350	6,970	4,092	322	350	4,764	2,206
GS-8 assistant head nurse	1	5,151	413	650	6,214	3,434	275	650	4,359	1,855
Adult Psychiatric Division: Psychiatric resident, SPCL	1	3,300	40	----------	3,340	2,200	27	----------	2,227	1,113
Alcoholism and Drug Addiction Division:										
GS-13 general medical officer	1	11,340	838	650	12,828	7,560	559	650	8,769	4,059
Psychiatric resident, SPCL	1	3,300	40	----------	3,340	2,200	27	----------	2,227	1,113
GS-10 psychiatric social worker	1	6,138	482	350	6,970	4,092	322	350	4,764	2,206
GS-10 work therapist	1	6,138	482	350	6,970	4,092	322	350	4,764	2,206
GS-10 assistant head nurse	1	5,151	413	650	6,214	3,434	275	650	4,359	1,855
Mental Retardation Division:										
GS-14 psychologist (acting director)	1	11,010	814	350	12,174	7,340	543	350	8,233	3,941
Psychology intern, SPCL	1	3,300	40	----------	3,340	2,200	27	----------	2,227	1,113
GS-11 social worker	1	6,721	520	350	7,591	4,481	347	350	5,178	2,413
GS-10 social worker	1	6,138	482	350	6,970	4,092	322	350	4,764	2,206
GS-5 secretary	1	3,885	328	700	4,913	2,590	219	700	3,509	1,404
GS-4 nursing assistant	4	13,924	1,064	1,400	16,388	9,283	710	1,400	11,393	4,995
Part-time employment (medical officer GS-13, 20/40)	----------	6,090	488	----------	6,578	4,060	325	----------	4,385	2,193
Subtotal	25	153,911	10,766	8,550	173,227	102,608	7,183	8,550	118,341	54,886
C. Bureau of Centralized Psychiatric Services:										
Legal Psychiatric Services Division:										
GS-14 psychiatrist	1	12,534	916	350	13,800	8,356	611	350	9,317	4,483
GS-12 psychologist	1	7,964	606	350	8,920	5,310	404	350	6,064	2,856
GS-10 social worker	1	6,138	482	350	6,970	4,092	322	350	4,764	2,206
GS-4 clerk	1	3,481	266	350	4,097	2,321	177	350	2,848	1,249
Alcoholism and Drug Addiction Division:										
GS-11 psychiatric social worker	1	8,961	692	----------	9,653	8,961	692	----------	9,653	----------
GS-10 psychiatric social worker	1	8,184	642	----------	8,826	8,184	642	----------	8,826	----------
GS-4 clerk-typist	1	4,641	355	----------	4,996	4,641	355	----------	4,996	----------
	7	51,903	3,959	1,400	57,262	41,865	3,203	1,400	46,468	10,794
Total, mental health and retardation	33	212,535	15,245	10,610	238,390	148,854	10,733	10,610	170,197	68,193
3. Medical care and hospitals:										
B. District of Columbia General Hospital:										
Administrative Division:										
GS-9 administrative assistant	1	5,610	446	350	6,406	3,740	297	350	4,387	2,019
GS-3 telephone operators	2	6,224	484	----------	6,708	4,150	323	----------	4,473	2,235
GS-2 file clerks for charts	1	2,859	223	350	3,432	1,906	149	350	2,405	1,027
WBR-1 cleaner	1	2,184	178	----------	2,362	1,456	119	----------	1,575	787

Voluntary reductions in House allowance based on 6-month availability—New positions only, fiscal year 1967—Continued

	Number	9-month funding				6-month funding				
		Personnel compensation	Personnel benefits	Other	Total	Personnel compensation	Personnel benefits	Other	Total	Amount of reduction
Health and welfare—Continued										
Public health—Continued										
3. Medical care and hospitals—Continued										
B. District of Columbia General Hospital—Continued										
Housekeeping Section:										
WBR-9 supervisor	2	$8,112	$678	----------	$8,790	$8,112	$678	----------	$8,790	----------
WBR-6 cleaners, male-assistant supervisors	2	7,550	640	----------	8,190	7,550	640	----------	8,190	----------
WBR-4 cleaners, male-leader	2	6,800	588	----------	7,388	6,800	588	----------	7,388	----------
WBR-4 cleaners, female-leader	2	6,800	588	----------	7,388	6,800	588	----------	7,388	----------
WBR-3 cleaners, male	5	15,440	1,205	----------	16,645	15,440	1,205	----------	16,645	----------
WBR-2 cleaners, female	4	10,480	832	----------	11,312	10,480	832	----------	11,312	----------
Business Office Section: GS-4 clerk-typist (insurance)	1	3,481	266	$700	4,447	2,321	177	$700	3,198	$1,249
Nursing Division:										
GS-9 instructor	3	16,830	1,338	1,050	19,218	11,220	892	1,050	13,162	6,056
Student nurses	25	31,500	3,500	----------	35,000	31,500	3,500	----------	35,000	----------
GS-6 staff nurses	24	102,624	10,872	15,600	129,096	68,416	7,248	15,600	91,264	37,832
GS-4 nursing assistants	4	13,924	1,064	1,400	16,388	9,283	709	1,400	11,392	4,996
Treatment Division:										
Admitting Office and Emergency Room: GS-14 medical officers	3	37,602	2,748	1,950	42,300	25,068	1,832	1,950	28,850	13,450
Anesthesiology: GS-14 medical officers	2	25,068	1,832	1,300	28,200	16,712	1,222	1,300	19,234	8,966
Cardiopulmonary Laboratory: GS-5 secretary	1	----------	----------	----------	----------	----------	----------	----------	----------	----------
Outpatient Section: GS-14 medical officer	1	----------	----------	----------	----------	----------	----------	----------	----------	----------
Laboratory and pathology:										
GS-15 pathologist	2	26,466	1,930	1,300	29,696	17,644	1,287	1,300	20,231	9,465
GS-5 clerk-transcriber	1	3,885	328	700	4,913	2,590	219	700	3,509	1,404
Hemotology: GS-5 medical technologist	3	11,655	984	1,050	13,689	7,770	656	1,050	9,476	4,213
Blood bank: GS-5 medical technologist	1	3,885	328	350	4,563	2,590	219	350	3,159	1,404
Urinalysis: GS-5 medical technician	1	3,885	328	350	4,563	2,590	219	350	3,159	1,404
Chemistry:										
GS-5 medical techologist	2	7,770	656	700	9,126	5,180	438	700	6,318	2,808
GS-3 clerk-typist	1	3,112	242	700	4,054	2,075	161	700	2,936	1,118
Infectious diseases: GS-5 medical technologist	1	3,885	328	350	4,563	2,590	219	350	3,159	1,404
Radiology:										
GS-13 medical officer	2	22,680	1,676	1,300	25,656	15,120	1,117	1,300	17,537	8,119
GS-6 medical radiology technician	5	21,380	1,765	1,750	24,895	14,253	1,177	1,750	17,180	7,715
GS-4 clerk (DMT)	1	3,481	266	700	4,447	2,321	177	700	3,198	1,249
GS-3 file clerk	1	3,112	242	350	3,704	2,075	161	350	2,586	1,118
	107	418,284	36,555	32,300	487,139	307,752	27,049	32,300	367,101	120,038

D. Pharmacies:										
Service Division: GS–9 staff pharmacist	1	5,610	446	350	6,406	3,740	297	350	4,387	2,019
E. Glenn Dale Hospital:										
Treatment Division: GS–4 occupational therapy aid	1									
Nursing Division:										
GS–7 staff nurses	2	9,400	918	1,300	11,618	6,267	612	1,300	8,179	3,439
GS–4 nursing assistants	4	13,924	1,064	1,400	16,388	9,283	709	1,400	11,392	4,996
Housekeeping Division: WBR–2 cleaners	2	5,240	416		5,656	3,513	277		3,790	1,866
Total, medical care and hospitals	117	452,458	39,399	35,350	527,207	330,555	28,944	35,350	394,849	132,358
4. Environmental health:										
B. Public health engineers:										
Environmental Engineering Division: GS–5 secretary (DMT)	1									
E. Community hygiene:										
Vector Control Division:										
WBR–6 vector controllers	2	7,550	640	700	8,890	5,033	427	700	6,160	2,730
WBR–6 vector controllers	2	10,068	854		10,922	10,068	854		10,922	
Public Health Inspection Division: GS–9 sanitarian	1	5,610	446	650	6,706	3,740	297	650	4,687	2,019
Subtotal	5	23,228	1,940	1,350	26,518	18,841	1,578	1,350	21,769	4,749
Total, environmental health	6	23,228	1,940	1,350	26,518	18,841	1,578	1,350	21,769	4,749
5. Administration:										
B. Office of Associate Director:										
Hospital and institution section:										
GS–7 collection agent	2	9,400	768	700	10,868	6,267	512	700	7,479	3,389
GS–7 investigator	1	4,700	384	350	5,434	3,133	256	350	3,739	1,695
GS–7 insurance examiner	1	4,700	384	350	5,434	3,133	256	350	3,739	1,695
Subtotal	4	18,800	1,536	1,400	21,736	12,533	1,024	1,400	14,957	6,779
C. Health education and information:										
Community organization section: GS–11 Public Health education	2	17,922	1,384	700	20,006	17,922	1,384	700	20,006	
Information services section: GS–11 information specialist	1	8,961	692		9,653	8,961	692		9,653	
Subtotal	3	26,883	2,076	700	29,659	26,883	2,076	700	29,659	
D. Budget and finance:										
Fiscal accounting section: GS–11 fiscal accountant	1	6,721	520	350	7,591	4,481	347	350	5,178	2,413
Budget section: GS–11 budget analyst	1	6,721	520	350	7,591	4,481	347	350	5,178	2,413
Subtotal	2	13,442	1,040	700	15,182	8,962	694	700	10,356	4,826

Voluntary reductions in House allowance based on 6-month availability—New positions only, fiscal year 1967—Continued

	Number	9-month funding				6-month funding				
		Personnel compensation	Personnel benefits	Other	Total	Personnel compensation	Personnel benefits	Other	Total	Amount of reduction
Health and welfare—Continued										
Public health—Continued										
5. Administration—Continued										
E. Management Analysis:										
Automatic data processing section:										
GS–13 digital computer system administrator	2	$18,764	$1,404	$700	$20,868	$12,509	$936	$700	$14,145	$6,723
GS–9 digital computer analyst	1	5,610	446	350	6,406	3,740	297	350	4,387	2,019
GS–5 secretary	1	3,885	328	700	4,913	2,590	219	700	3,509	1,404
GS–4 digital computer system tape handler	1	3,481	266	350	4,097	2,321	177	350	2,848	1,249
Subtotal	5	31,740	2,444	2,100	36,284	21,160	1,629	2,100	24,889	11,395
G. Planning, research and statistics:										
Planning Section:										
GS–14 program planner	1	14,680	1,084	----------	15,764	14,680	1,084	----------	15,764	----------
GS–5 secretary	1	5,181	437	----------	5,618	5,181	437	----------	5,618	----------
Biostatistics Section:										
GS–9 administrative assistant	1	5,610	446	350	6,406	3,740	298	350	4,388	2,018
GS–3 clerk-typist	1	3,112	242	700	4,054	2,075	161	700	2,936	1,118
Subtotal	4	28,583	2,209	1,050	31,842	25,676	1,980	1,050	28,706	3,136
H. Administrative services:										
Buildings and Grounds Management Section:										
WB R–2 laborer	1	2,620	208	----------	2,828	1,747	139	----------	1,886	942
Total, administration	19	122,068	9,513	5,950	137,531	96,961	7,542	5,950	110,453	27,078
Total, public health	207	990,607	80,309	63,910	1,134,826	733,341	59,669	63,910	856,920	277,906
Public welfare:										
2. Planning, finance, and management services:										
C. Personnel:										
GS–12 recruiting specialist	1	5,973	455	337	6,765	3,982	203	337	4,622	2,143
GS–11 personnel specialist	1	5,041	390	337	5,768	3,361	260	337	3,958	1,810
GS–9 position classifier	2	8,415	669	675	9,759	5,610	446	675	6,731	3,028
GS–7 placement assistant	1	3,525	288	544	4,357	2,350	192	544	3,086	1,271
GS–4 personnel clerk	2	5,222	399	1,087	6,708	3,481	266	1,087	4,834	1,874
Subtotal	7	28,176	2,201	2,980	33,357	18,784	1,467	2,980	23,231	10,126

E. Finance and business management:										
GS–13 digital computer systems analyst	1	7,037	527	967	8,531	4,691	351	967	6,009	2,522
GS–6 mail and files supervisor	1	3,208	264	172	3,644	2,139	176	172	2,487	1,157
GS–4 file clerk	1	2,611	200	173	2,984	1,741	133	173	2,047	937
GS–12 accountant	1	5,973	454	968	7,395	3,982	303	968	5,253	2,142
GS–11 budget analyst	1	5,041	390	967	6,398	3,361	260	967	4,588	1,810
GS–5 clerk-stenographer	1	2,914	246	554	3,704	1,943	164	544	2,651	1,053
GS–4 machine operator	1	2,611	200	----------	2,811	1,741	133	----------	1,874	937
GS–3 key punch operator	1	2,334	182	----------	2,516	1,556	121	----------	1,677	839
Subtotal	8	31,729	2,463	3,791	37,983	21,154	1,641	3,791	26,586	11,397
Total, planning, finance, and management services	15	59,905	4,664	6,771	71,340	39,938	3,108	6,771	49,817	21,523
3. Family and children services:										
A. Public Assistance:										
(1) Providing public assistance services:										
Executive direction:										
GS–11 procedures specialist	1	2,569	199	232	3,000	1,926	149	232	2,307	693
GS–10 training supervisor	1	2,346	185	308	2,839	1,760	138	308	2,206	633
GS–4 unit clerk	1	1,330	102	328	1,760	998	77	328	1,403	357
Continuing service:										
GS–12 section chief	1	3,045	232	232	3,509	2,283	174	232	2,689	820
GS–11 supervisor	8	20,552	1,591	2,752	24,895	15,413	1,190	2,752	19,355	5,540
GS–10 medical social worker	1	2,346	184	308	2,838	1,760	138	308	2,206	632
GS–9 social worker	39	83,660	6,630	16,548	106,838	62,712	4,973	16,548	84,233	22,605
GS–5 secretary	1	1,485	126	328	1,939	1,114	94	328	1,536	403
GS–4 unit clerk	8	10,644	814	2,625	14,083	7,983	611	2,625	11,219	2,864
GS–3 assistant unit clerk	8	9,515	740	2,625	12,880	7,136	556	2,625	10,317	2,563
GS–3 clerk, DMT	8	16,374	1,275	6,737	24,386	12,281	956	6,737	19,974	4,412
Emergency shelter:										
GS–10 administer	1	8,184	642	213	9,039	8,184	642	213	9,039	----------
GS–9 social worker	1	3,739	297	256	4,292	3,739	297	256	4,292	----------
GS–5 homemaker	5	12,953	1,092	533	14,578	12,953	1,092	533	14,578	----------
GS–4 clerk-typist	1	4,641	355	213	5,209	4,641	355	213	5,209	----------
Special financial aid:										
GS–11 supervisor	1	4,032	311	360	4,703	4,032	311	360	4,703	----------
GS–10 social worker	2	9,002	706	788	10,496	7,366	578	644	8,588	1,908
GS–5 accounting clerk	1	3,834	323	943	5,100	3,834	323	943	5,100	----------
GS–4 clerk-typist	1	2,088	160	344	2,592	2,088	160	343	2,592	----------
Screening and Referral Unit:										
GS–9 social worker	6	13,469	1,067	2,646	17,182	10,097	801	2,527	13,424	3,758
GS–2 clerk DMT	2	4,094	318	1,684	6,096	3,070	239	1,684	4,993	1,103
Subtotal	98	219,902	17,349	41,063	278,254	175,370	13,854	40,739	229,963	48,291

Voluntary reductions in House allowance based on 6-month availability—New positions only, fiscal year 1967—Continued

	Number	9-month funding				6-month funding				
		Personnel compensation	Personnel benefits	Other	Total	Personnel compensation	Personnel benefits	Other	Total	Amount of reduction
Heath and welfare—Continued										
Public welfare—Continued										
3. Family and children services—Continued										
A. Public Assistance—Continued										
(3) Job placement and training:										
GS–11 supervisor	1	$1,680	$130	$108	$1,918	$1,130	$87	$108	$1,325	$593
GS–9 social worker	7	9,814	781	3,661	14,256	6,544	519	3,661	10,724	3,532
GS–9 placement officer	2	2,804	224	716	3,744	1,870	148	716	2,734	1,010
GS–4 unit clerk	2	1,741	133	1,274	3,148	1,160	89	1,274	2,523	625
GS–3 assistant unit clerk	2	1,556	121	1,274	2,951	1,037	81	1,274	2,392	559
GS–3 clerk DMT	2	3,112	242	1,274	4,628	2,074	162	1,274	3,510	1,118
GS–3 disbursing clerk	1	2,023	157	1,274	3,454	1,349	105	1,274	2,728	726
Subtotal	17	22,730	1,788	9,581	34,099	15,164	1,191	9,581	25,936	8,163
Total, public assistance	115	242,632	19,137	50,584	312,353	190,534	15,045	50,320	255,899	56,454
B. Child welfare:										
(1) Providing child welfare services:										
Executive direction:										
GS–12 methods and procurement specialist	1	7,079	538	487	8,104	5,310	404	487	6,201	1,903
GS–11 assistant staff development consultant	1	5,974	461	487	6,922	4,481	346	487	5,314	1,608
GS–5 control clerk	2	6,908	583	1,330	8,821	5,181	437	1,330	6,948	1,873
GS–5 administrative assistant	1	3,454	291	363	4,108	2,591	219	363	3,173	935
GS–4 clerk-typist	1	3,095	236	710	4,041	2,321	178	710	3,209	832
Intake and Study Section:										
GS–11 placement promoter and selector	1	5,974	461	787	7,222	4,481	346	787	5,614	1,608
GS–10 foster home evaluator	1	5,463	428	810	6,701	4,092	321	810	5,223	1,478
GS–3 clerk DMT	1	2,396	197	803	3,396	1,536	120	803	2,459	937
Protective services:										
GS–11 supervisory social worker	2	11,951	923	1,494	14,368	8,961	692	1,494	11,147	3,221
GS–9 social worker	6	29,922	2,382	5,388	37,692	17,226	779	5,388	23,393	14,299
GS–7 social worker	4	16,712	1,363	4,160	22,235	12,538	1,022	4,160	17,720	4,515
GS–4 clerk-typist	2	6,190	472	1,420	8,082	4,641	355	1,420	6,416	1,666
GS–3 clerk DMT	2	4,323	313	1,606	6,242	3,070	239	1,606	4,915	1,327
Foster home care:										
GS–6 administrative assistant	1	4,276	353	363	4,992	2,851	236	363	3,450	1,542
GS–4 clerk-typist	1	3,481	266	710	4,457	2,321	178	710	3,209	1,248

Adoptions:										
GS–9 social worker	2	9,974	794	1,794	12,562	7,479	593	1,794	9,866	2,696
GS–9 adoption recruiter	1	4,989	395	663	6,047	3,740	297	663	4,700	1,347
GS–4 clerk-typist	1	3,094	236	710	4,040	2,321	178	710	3,209	831
	31	135,255	10,692	24,085	170,032	95,141	6,940	24,085	126,166	43,866
(5) Day care: GS–9 day-care specialists	2	11,220	892	726	12,838	7,479	593	726	8,798	4,040
	33	146,475	11,584	24,811	182,870	102,620	7,533	24,811	134,964	47,906
C. Landlord and tenant service:										
GS–11 social welfare specialist	1	1,754	136	125	2,015	1,165	90	125	1,380	635
GS–9 supervisory shelter specialist	1	1,464	116	93	1,673	972	77	92	1,141	532
GS–7 welfare shelter specialist	4	4,907	400	684	5,991	3,260	266	681	4,207	1,784
	6	8,125	652	902	9,679	5,397	433	898	6,728	2,951
D. Administrative services:										
Executive direction:										
GS–12 deputy administrative officer	1	5,983	358	355	6,696	3,929	299	354	4,582	2,114
GS–11 contract specialist	1	4,974	385	354	5,713	3,316	256	354	3,926	1,787
GS–5 secretary	1	2,875	242	519	3,636	1,917	162	519	2,598	1,038
Budget and accounting:										
GS–4 time and leave clerk	1	2,576	197	898	3,671	1,718	132	898	2,748	923
Office services:										
GS–9 office services supervisor	1	4,151	330	355	4,836	2,768	220	354	3,342	1,494
GS–7 property officer	1	3,478	284	354	4,116	2,320	189	354	2,863	1,253
GS–5 supply clerk	1	2,875	242	263	3,380	1,917	162	263	2,342	1,038
GS–4 clerk-typist	1	2,576	197	519	3,292	1,718	132	519	2,369	923
GS–2 messenger	2	4,230	330	526	5,086	2,822	221	525	3,568	1,518
Procurement:										
GS–7 purchasing agent	1	3,478	284	898	4,660	2,320	189	898	3,407	1,253
GS–4 clerk-typist	1	2,576	197	519	3,292	1,718	132	519	2,369	923
GS–4 stock control clerk	1	2,576	197	263	3,036	1,718	132	263	2,113	923
Subtotal	13	42,348	3,243	5,823	51,414	28,181	2,226	5,820	36,227	15,187
Total, family and children services	167	439,580	34,616	82,120	556,316	326,732	25,237	81,849	433,818	122,498
4. District of Columbia welfare institutions:										
C. Receiving home:										
GS–5 counselor	12	46,620	3,936	----------	50,556	31,080	2,624	----------	33,704	16,852
WBR–3 custodial leader	1	3,088	241	50	3,379	2,059	161	50	2,270	1,109
WBF–12 cook	1	3,760	319	50	4,129	2,507	212	50	2,769	1,360
WBF–10 cook	1	3,400	294	50	3,744	2,267	196	50	2,513	1,231
WBF–5 cook helper	2	5,180	412	100	5,692	3,453	275	100	3,828	1,864
Subtotal	17	62,048	5,202	250	67,500	41,366	3,468	250	45,084	22,416

Voluntary reductions in House allowance based on 6-month availability—New positions only, fiscal year 1967—Continued

	Number	9-month funding				6-month funding				
		Personnel compensation	Personnel benefits	Other	Total	Personnel compensation	Personnel benefits	Other	Total	Amount of reduction
Health and welfare—Continued										
Public welfare—Continued										
4. District of Columbia welfare institutions—Continued										
F. Administrative services:										
WBR-13 steamfitter-plumber	1	$4,680	$382	----------	$5,062	$3,117	$255	----------	$3,372	$1,690
WBR-12 carpenter	1	4,477	366	----------	4,843	2,985	244	----------	3,229	1,614
WBR-10 electrician	2	8,330	692	----------	9,022	5,553	462	----------	6,015	3,007
WBR-2 laborer	2	6,176	482	----------	6,658	4,117	322	----------	4,439	2,219
Subtotal	6	23,663	1,922	----------	25,585	15,772	1,283	----------	17,055	8,530
G. Welfare training center:										
GS-9 social worker	1	1,403	111	$113	1,627	935	74	$113	1,122	505
WBF-8 cook	1	772	60	12	844	515	40	12	567	277
Subtotal	2	2,175	171	125	2,471	1,450	114	125	1,689	782
Total, District of Columbia welfare institutions	25	87,886	7,295	375	95,556	58,588	4,865	375	63,828	31,728
5. Children's center:										
A. Central administration:										
GS-14 psychiatrist	1	12,534	916	450	13,900	8,356	611	450	9,417	4,483
GS-11 psychiatric nurses	2	13,442	1,040	----------	14,482	8,962	693	----------	9,655	4,827
GS-3 clerk-typist	1	3,112	242	725	4,079	2,075	162	725	2,962	1,117
GS-12 clinical psychologist	1	7,964	606	450	9,020	5,310	404	450	6,164	2,856
GS-7 psychology aid	1	4,700	384	450	5,534	3,133	256	450	3,839	1,695
GS-7 vocational counselor	4	18,800	1,536	----------	20,336	12,533	1,024	----------	13,557	6,779
GS-7 pharmacist (part-time DCV)	1	4,700	384	----------	5,084	3,133	256	----------	3,389	1,695
GS-11 assistant director of nurses	1	6,721	520	450	7,691	4,481	347	450	5,278	2,413
GS-3 nursing assistant	2	6,224	484	----------	6,708	4,149	323	----------	4,472	2,236
GS-7 medical records librarian	1	4,700	384	450	5,534	3,133	256	450	3,839	1,695
GS-9 teacher, speech and hearing	1	5,610	446	450	6,506	3,740	297	450	4,487	2,019
WBR-4 cleaner-leader	1	3,400	294	----------	3,694	2,267	196	----------	2,463	1,231
Total	17	91,907	7,236	3,425	102,568	61,272	4,825	3,425	69,522	33,046
B. District Training School:										
GS-6 senior counselor	1	4,276	353	----------	4,629	2,861	235	----------	3,096	1,533
GS-5 counselor	9	34,965	2,952	----------	37,917	23,310	1,968	----------	25,278	12,639
GS-9 social worker	2	11,220	892	900	13,012	7,480	595	900	8,975	4,037
GS-7 teacher, elementary	1	4,700	384	450	5,534	3,133	256	450	3,839	1,695

GS–5 counselor	2	7,770	656	----------	8,426	5,180	437	----------	5,617	2,809
GS–3 nursing assistant	3	9,336	726	----------	10,062	6,224	484	----------	6,708	3,354
GS–5 nursing assistant	3	11,655	984	----------	12,639	7,770	656	----------	8,426	4,213
GS–4 clothing clerk	1	3,481	266	----------	3,747	2,321	178	----------	2,499	1,248
GS–4 nursing assistant	1	3,481	266	----------	3,747	2,321	178	----------	2,499	1,248
WHF–4 food service workers	3	7,302	588	----------	7,890	4,868	392	----------	5,260	2,630
WBR–3 cleaner	1	3,088	241	----------	3,329	2,059	161	----------	2,220	1,109
Total	27	101,274	8,308	1,350	110,932	67,527	5,540	1,350	47,417	36,515
C. Ceder Knoll School:										
GS–5 counselor	9	34,965	2,952	----------	37,917	23,310	1,968	----------	25,278	12,639
GS–9 social worker	1	5,610	446	450	6,506	3,740	297	450	4,487	2,019
GS–4 nursing assistant	1	3,481	266	----------	3,747	2,321	178	----------	2,499	1,248
GS–9 teacher, remedial reading	1	5,610	446	450	6,506	3,740	297	450	4,487	2,019
Total	12	49,666	4,110	900	54,676	33,111	2,740	900	36,751	17,925
D. Maple Glen School:										
GS–5 counselor	2	7,770	656	----------	8,426	5,180	437	----------	5,617	2,809
WBF–4 food service worker	2	4,868	392	----------	5,260	3,245	260	----------	3,505	1,755
WBR–4 cleaner leader	1	3,400	294	----------	3,694	2,267	196	----------	2,463	1,231
Total	5	16,038	1,342	----------	17,380	10,692	893	----------	11,585	5,795
E. Administrative services:										
WBR–8 busdrivers	2	7,956	668	----------	8,624	5,304	445	----------	5,749	2,875
WBR–12 painter	1	4,477	366	----------	4,843	2,985	244	----------	3,229	1,614
WBR–9 mechanic helper	1	4,056	339	----------	4,395	2,704	226	----------	2,930	1,465
Subtotal	4	16,489	1,373	----------	17,862	10,993	915	----------	11,908	5,954
Total, Children's Center	65	275,374	22,369	5,675	303,418	183,595	14,913	5,675	204,183	99,235
6. Investigations and collections:										
Collections and accounting:										
GS–11 collections supervisor	2	7,169	555	1,008	8,732	5,377	415	1,008	6,800	1,932
GS–9 R. & C. agent	1	2,983	248	504	3,735	2,244	178	504	2,926	809
GS–7 R. & C. agent	1	2,871	207	504	3,582	1,881	154	504	2,539	1,043
GS–5 secretary	1	2,072	175	458	2,705	1,555	131	458	2,144	561
GS–4 clerk-typist	3	5,592	403	1,373	7,368	4,177	320	1,373	5,870	1,498
Resources and courts:										
GS–11 unit supervisor	1	3,581	277	418	4,276	2,689	208	414	3,311	965
GS–9 R. & C. agent	2	5,986	476	1,008	7,470	4,487	356	1,008	5,851	1,619
GS–7 R. & C. agent	2	5,057	365	1,008	6,430	3,761	307	1,008	5,076	1,354
GS–4 clerk-typist	1	1,856	141	461	2,458	1,393	107	458	1,958	500
Total, investigations and collections	14	37,167	2,847	6,742	46,756	27,564	2,176	6,735	36,475	10,281
Total, public welfare	286	899,912	71,791	101,683	1,073,386	636,417	50,299	101,405	788,121	285,265
Total, health and welfare	503	1,921,036	153,670	175,760	2,250,466	1,390,104	111,014	175,482	1,676,600	573,866

Voluntary reductions in House allowance based on 6-month availability—New positions only, fiscal year 1967—Continued

	Number	9-month funding				6-month funding				
		Personnel compensation	Personnel benefits	Other	Total	Personnel compensation	Personnel benefits	Other	Total	Amount of reduction
Highways and traffic:										
Department of Highways and Traffic:										
B. Traffic engineering and operations:										
B. Electrical services:										
WBR-13 telephone repairmen	2	$9,360	$764	----------	$10,124	$6,240	$384	----------	$6,624	$3,500
Department of Motor Vehicles:										
3. Permit control:										
GS-8 hearing officer	1	5,211	418	$120	5,749	3,474	281	$120	3,875	1,874
GS-4 clerk-typist	2	7,042	538	1,000	8,580	4,695	359	1,000	6,054	2,526
Total, Department of Motor Vehicles	3	12,253	956	1,120	14,329	8,169	640	1,120	9,929	4,400
Total, highways and traffic	5	21,613	1,720	1,120	24,453	14,409	1,024	1,120	16,553	7,900
General fund	----------	9,360	764	----------	10,124	6,240	384	----------	6,624	3,500
Highway fund (regular)	----------	12,253	956	1,120	14,329	8,169	640	1,120	9,929	4,400
Sanitary engineering:										
Department of Sanitary Engineering:										
4. Sanitation:										
E. Trash collection and incineration:										
WBR-13 welder	1	3,120	255	----------	3,375	2,080	170	----------	2,250	1,125
WBR-13 electrician	1	3,120	255	----------	3,375	2,080	170	----------	2,250	1,125
WBR-12 mason	1	2,985	244	----------	3,229	1,990	163	----------	2,153	1,076
WBR-12 plumber-steamfitter	1	2,985	244	----------	3,229	1,990	163	----------	2,153	1,076
WBR-10 glazier	1	2,777	231	----------	3,008	1,543	154	----------	1,697	1,311
WBR-10 assistant foreman	2	8,330	692	----------	9,022	5,553	461	----------	6,014	3,008
WBR-5 weightmaster	1	3,650	310	----------	3,960	2,433	207	----------	2,640	1,320
WBR-3 laborer	10	30,880	2,410	----------	33,290	20,587	1,544	----------	22,131	11,159
Total, sanitation	18	57,847	4,641	----------	62,488	38,256	3,032	----------	41,288	21,200
9. Sewer operations:										
B. Maintenance:										
WBR-6 leadman	1	3,775	320	----------	4,095	2,517	233	----------	2,750	1,345
WBR-6 truck driver	1	3,775	320	----------	4,095	2,517	232	----------	2,749	1,346
WBR-3 laborer	1	3,088	241	----------	3,329	2,059	161	----------	2,220	1,109
Total, sewer operations	3	10,638	881	----------	11,519	7,093	626	----------	7,719	3,800

Total, sanitary engineering	21	68,485	5,522	----------	74,007	45,349	3,658	----------	49,007	25,000
General fund	----------	57,847	4,641	----------	62,488	38,256	3,032	----------	41,288	21,200
Sewage works fund	----------	10,638	881	----------	11,519	7,093	626	----------	7,719	3,800
RECAPITULATION										
General operating expenses	70	329,858	25,968	12,791	368,617	222,144	17,771	12,791	252,706	115,911
General fund	----------	302,038	24,140	12,791	357,969	215,529	17,338	12,791	245,658	112,311
Highway fund (regular)	----------	9,820	828	----------	10,648	6,615	433	----------	7,048	3,600
Public safety	145	616,990	47,452	23,532	687,974	415,599	31,739	23,532	470,870	217,104
Public schools	331	1,670,463	61,031	71,446	1,802,940	1,348,017	48,714	64,424	1,461,155	341,785
Parks and recreation	81	325,504	23,830	47,221	396,555	252,013	18,732	47,221	317,966	78,589
Health and welfare	503	1,921,036	153,670	175,760	2,250,466	1,390,104	111,014	175,482	1,676,600	573,866
Highways and traffic	5	21,613	1,720	1,120	24,453	14,409	1,024	1,120	16,553	7,900
General fund	----------	9,360	764	----------	10,124	6,240	384	----------	6,624	3,500
Highway fund (regular)	----------	12,253	956	1,120	14,329	8,169	640	1,120	9,929	4,400
Sanitary engineering	21	68,485	5,522	----------	74,007	45,349	3,658	----------	49,007	25,000
General fund	----------	57,847	4,641	----------	62,488	38,256	3,032	----------	41,288	21,200
Sanitary sewage works fund	----------	10,638	881	----------	11,519	7,093	626	----------	7,719	3,800
Grand total	1,156	4,953,949	319,193	331,870	5,605,012	3,687,635	232,652	324,570	4,244,857	1,360,155
General fund	----------	4,903,238	316,528	330,750	4,568,516	3,665,758	230,953	323,450	4,220,161	1,348,355
Highway fund (regular)	----------	22,073	1,784	1,120	24,977	14,784	1,073	----------	16,977	8,000
Sanitary sewage works fund	----------	10,638	881	----------	11,519	7,093	626	1,120	7,719	3,800

Summary of authorized positions, 1961–66, and 1967 increases requested

	1961	1962	1963	1964	1965	1966	Adjustments		Increases requested	House allowance		Senate request		Total 1967 request
							Abolished positions	Transfers		Increase	Total	Restoration	Amendment	
General operating expenses:														
Executive Office	68	64	68	67	41	43	----------	+2	7	5	50	----------	6	56
Department of General Administration	684	700	712	711	716	713	----------	−2	33	21	732	----------	----------	732
Regulatory and miscellaneous agencies:														
Alcoholic beverage control	28	28	28	28	28	28	----------	----------	2	1	29	----------	----------	29
Administration of parole laws	38	39	39	40	41	41	----------	----------	3	----------	41	1	----------	42
Death investigations	17	17	17	17	16	18	----------	+1	2	1	20	----------	----------	20
Administration of insurance laws	24	24	24	24	24	24	----------	----------	----------	----------	24	----------	4	28
Administration of wage, safety and hour laws	22	22	22	22	22	22	----------	----------	4	----------	22	2	----------	24
Filing and recording property and corporation papers	66	67	68	68	68	68	----------	----------	2	1	69	----------	3	72
Public Service Commission	30	30	30	28	29	29	----------	----------	----------	----------	29	----------	----------	29
Planning and zoning	11	12	12	12	12	12	----------	----------	----------	----------	12	----------	----------	12
Board of Appeals and Review [1]	----------	----------	----------	----------	4	4	----------	----------	----------	----------	4	----------	----------	4
Commissioners' Youth Council [1]	----------	----------	----------	----------	16	16	----------	----------	1	----------	16	----------	----------	16
Office of Urban Renewal [1]	----------	----------	----------	----------	11	11	----------	----------	1	1	12	----------	----------	12
Council on Human Relations [1]	----------	----------	----------	----------	5	5	----------	----------	5	----------	5	5	----------	10
Total, regulatory and miscellaneous agencies	236	239	240	239	276	278	----------	+1	20	4	283	8	7	298
Occupations and professions	55	58	56	56	56	56	----------	----------	----------	----------	56	----------	----------	56
Public Library	413	431	436	465	488	506	----------	----------	35	11	517	11	----------	528
Veterans' affairs	16	16	16	12	12	12	----------	----------	----------	----------	12	----------	----------	12
Buildings and grounds	303	303	297	319	318	318	----------	----------	23	23	341	----------	----------	341
Surveyor	39	36	36	36	38	38	----------	----------	6	6	44	----------	----------	44
Total, general operating expenses	1,814	1,847	1,861	1,905	1,945	1,964	----------	+1	124	70	2,035	19	13	2,067
Public safety:														
Corporation Counsel	99	103	111	113	118	118	----------	----------	10	----------	118	5	1	124
Metropolitan Police	2,933	3,067	3,132	3,240	3,275	3,382	----------	----------	89	89	3,471	----------	----------	3,471
Fire Department	1,189	1,194	1,278	1,458	1,476	1,476	----------	----------	5	5	1,481	----------	----------	1,481
Civil defense	10	10	10	12	13	12	----------	----------	----------	----------	12	----------	----------	12
Courts:														
Juvenile	103	105	120	127	139	140	----------	----------	27	8	148	4	----------	152
General sessions	211	211	213	215	221	224	----------	----------	6	4	228	----------	71	299
Appeals	15	16	16	16	16	16	----------	----------	----------	----------	16	----------	----------	16
Tax	3	3	3	3	3	3	----------	----------	----------	----------	3	----------	----------	3
District of Columbia Bail Agency	----------	----------	----------	----------	----------	----------	----------	----------	----------	----------	----------	----------	13	13

Total, courts	332	335	352	361	379	383			33	12	395	4	84	483
Corrections	851	872	887	898	936	950	1		64	24	973	10	17	1,000
Licenses and inspections	375	400	398	398	406	409	1		37	15	423	14		437
National Guard	25	25	25	25	25	25					25			25
Total, public safety	5,814	6,006	6,193	6,505	6,628	6,755	2		238	145	6,898	33	102	7,033
Education	6,436	6,632	6,936	7,315	7,728	8,225	1		778	331	8,555	430		8,985
Parks and recreation:														
Recreation Department	271	279	283	285	302	[2] 327			60	34	361	13		374
National Park Service	602	602	602	602	626	644			32	32	676			676
National Zoological Park	197	205	210	211	212	212			22	15	227			227
Total, parks and recreation	1,070	1,086	1,095	1,098	1,140	1,183			114	81	1,264	13		1,277
Health and welfare:														
Vocational rehabilitation	47	50	51	66	95	[3] 105			29	10	115	10		125
Public health	3,382	3,556	3,689	[4] 3,746	3,769	3,842		−1	295	207	4,048	70	118	4,236
Public welfare	1,988	2,061	2,366	2,705	[5] 2,802	2,942			352	286	3,228	36		3,264
Total, health and welfare	5,417	5,667	6,106	6,517	6,666	6,889		−1	676	503	7,391	116	118	7,625
Highways and traffic:														
Department of Highways and Traffic	1,314	1,418	1,449	[6] 1,469	1,502	[7] 1,504			2	2	1,506			1,506
Motor vehicles	199	211	219	[5] 218	223	227			3	3	230			230
Motor Vehicle Parking Agency	14	14	13	13	13	14					14			14
Total, highways and traffic	1,527	1,643	1,681	1,700	1,738	1,745			5	5	1,750			1,750
Sanitary engineering:														
Department of Sanitary Engineering	2,960	3,023	3,045	3,054	3,061	3,064			77	21	3,085			3,085
Washington aqueduct	325	325	336	336	336	336					336			336
Total, sanitary engineering	3,285	3,348	3,381	3,390	3,397	3,400			77	21	3,421			3,421
Grand total	25,363	26,229	27,253	28,430	29,242	30,161	3		2,012	1,156	31,314	611	233	32,158

[1] Positions formerly shown under Executive Office.
[2] 10 positions created from reimbursements from the Recreation Department.
[3] 9 positions created within existing funds for an evaluation unit.
[4] 9 positions created within existing funds for an automatic data processing system.
[5] 1 position created within existing funds for the birth control program.
[6] Includes 11 positions created from capital outlay funds.
[7] 10 positions created from capital outlay funds and 8 positions abolished from capital outlay funds.
[8] 2 additional positions abolished during fiscal year 1964.

Statement of revenues of the general highway (regular account), highway (motor vehicle parking account), water, sanitary sewage works, and metropolitan area sewage works funds of the District of Columbia, showing actual revenues for 9 fiscal years and estimates for the budget year

[In thousands]

	1958	1959	1960	1961	1962	1963	1964	1965	1966	1967 [1]
GENERAL FUND										
Taxes:										
Property taxes:										
Realty	$45,572	$46,403	$51,402	$53,173	$58,909	$61,423	$64,285	$68,780	$77,985	$83,000
Personal tangible	8,422	8,356	8,288	8,878	9,366	9,767	10,200	10,520	10,898	11,300
Subtotal, property taxes	53,994	54,759	59,690	62,051	68,275	71,190	74,485	79,300	88,883	94,300
Sales and gross receipts:										
Alcoholic beverages	5,505	5,389	5,665	6,082	5,119					
Beer	719	780	756	783	615	9,298	9,645	10,189	10,644	12,060
Wine		547	620	655	452					
Cigarette	2,124	2,499	2,692	3,081	3,379	3,630	3,529	3,743	4,455	6,550
Insurance	2,426	2,568	2,717	2,975	3,151	3,270	3,552	3,803	3,947	4,100
Motor vehicle excise	1,770	1,915	2,109	2,077	2,298	2,569	2,833	3,041	3,100	3,900
Public utilities, banks, etc	7,286	7,176	7,758	8,515	9,155	9,669	10,126	10,912	11,736	12,700
Sales and use	20,177	21,134	22,517	22,871	25,695	35,640	37,603	40,238	42,294	44,550
Subtotal, sales and gross receipts	40,007	42,008	44,834	47,039	49,864	64,076	67,288	71,926	76,176	83,860
Income taxes:										
Individual income	21,607	22,837	25,434	26,454	27,888	29,311	32,315	35,590	39,752	48,200
Corporation franchise	8,044	7,583	8,828	8,594	8,694	11,355	10,238	11,104	12,490	13,500
Unincorporated business franchise	1,531	1,504	1,566	1,641	1,639	1,912	1,713	1,745	2,029	2,200
Subtotal, income taxes	31,182	31,924	35,828	36,689	38,221	42,578	44,266	48,439	54,271	63,900
Other taxes:										
Inheritance and estate	2,887	2,144	2,587	3,201	3,947	4,488	5,160	5,137	6,638	6,000
Real estate deed recordation tax					183	1,679	1,739	1,907	2,174	2,100
Motor vehicle registration	3,756	3,937	4,061	3,991	4,118	4,240	4,367	4,481	4,623	4,750
Licenses and other	3,816	3,835	3,704	3,920	4,061	4,075	4,420	4,521	4,584	4,650
Subtotal, other taxes	10,459	9,916	10,352	11,112	12,309	14,482	15,686	16,046	18,019	17,500
Total, taxes	135,642	138,607	150,704	156,891	168,669	192,326	201,725	215,711	237,349	259,560
Charges and miscellaneous:										
Charges for current service	3,770	4,418	4,503	4,805	5,747	5,639	6,404	6,813	6,916	7,100
Fines and forfeitures	2,315	2,547	2,943	2,967	3,272	3,856	3,990	4,661	4,887	5,200
Rents and royalties	131	120								

Policemen and firemen's retirement	1,371	2,052	1,857	2,132	2,242	2,465	2,793	3,132	3,404	3,450
Other miscellaneous revenues	1,516	2,007	2,881	1,191	1,685	1,012	892	678	3,842	750
Total, charges and miscellaneous	9,103	11,144	12,184	11,095	12,946	12,972	14,079	15,284	19,049	16,500
Subtotal, general fund	144,745	149,751	162,888	167,986	181,615	205,298	215,804	230,995	256,398	276,060
Federal payment	20,000	25,000	25,000	25,000	30,000	30,000	37,500	37,500	44,250	60,000
Federal loan authorization			20,000	15,900	20,400	18,700	11,300	20,000	24,400	27,027
Grand total, general fund	164,745	174,751	207,888	208,886	232,015	253,998	264,604	288,495	325,048	363,087
HIGHWAY FUND (REGULAR ACCOUNT)										
Gasoline tax	11,097	11,309	12,158	11,739	12,017	12,151	12,594	13,302	13,718	15,100
Licenses and other tax revenue	2,584	2,761	2,845	2,980	3,090	3,231	3,404	3,558	3,658	3,745
Charges and miscellaneous revenues	352	245	397	327	355	433	7,902	4,243	1,889	500
Interest on investments	383	230	138			29	151			
Subtotal, highway fund, regular account	14,416	14,545	15,538	15,046	15,462	15,844	24,051	21,103	19,265	19,345
Federal payment		432								
Federal loan authorization	6,481	5,500	13,100	3,500		1,600		1,400	3,912	12,200
Grand total, highway fund, regular account	20,897	20,477	28,638	18,546	15,462	17,444	24,051	22,503	23,177	31,545
HIGHWAY FUND (MOTOR VEHICLE PARKING ACCOUNT)										
Parking meters	583	558	783	720	720	695	728	767	726	819
Public parking		158	140	141	114	101	103	152	197	170
New meters			10	17	21					
Interest on investments	55	48	97	126	109	130	117	39	12	10
Grand total, highway fund, motor vehicle parking account	638	764	1,030	1,004	964	926	948	958	935	999
WATER FUND										
Water service charges	5,054	5,379	5,697	5,723	5,732	6,167	6,329	6,430	6,668	6,755
Payment from Arlington County and Falls Church, Va	689	349	1,066	788	837	991	1,063	1,137	1,106	1,207
Other charges and revenue	232	241	280	275	324	348	418	352	303	336
Interest on investments	3			2	1	3	3			
Subtotal, water fund	5,978	5,969	7,043	6,788	6,894	7,509	7,813	7,919	8,077	8,298
Federal payment for water consumed	1,751	1,732	1,532	1,661	1,855	1,938	1,924	2,047	1,973	2,146
Federal loan authorization	1,600		1,200							500
Grand total, water fund	9,329	7,701	9,775	8,449	8,749	9,447	9,737	9,966	10,050	10,944

69-796—66——5

Statement of revenues of the general, highway (regular account), highway (motor vehicle parking account), water, sanitary sewage works, and metropolitan area sewage works funds of the District of Columbia, showing actual revenues for 9 fiscal years and estimates for the budget year—Continued

[In thousands]

	1958	1959	1960	1961	1962	1963	1964	1965	1966	1967 [1]
SANITARY SEWAGE WORKS FUND										
Sewer service charges	$2,480	$3,065	$3,369	$3,382	$3,397	$4,129	$4,373	$4,441	$4,604	$4,656
Payment from Maryland	960	303	1,395	669	865	1,210	909	2,695	906	4,690
Payment from Virginia						51	87	89	90	299
Water pollution grants								672	190	1,405
Other charges and revenue	132	161	179	259	237	752	996	290	168	190
Interest on investments	108	43	19	12	5	2	6			
Payment from users of Potomac interceptor									22	38
Subtotal, sanitary sewage works fund	3,680	3,572	4,962	4,322	4,504	6,144	6,371	8,187	5,980	11,278
Federal payment for sewage	753	697	686	872	898	961	944	1,173	1,149	1,248
Federal loan authorization	1,550			700	8,600	3,242	8,000	5,000		
Grand total, sanitary sewage works fund	5,983	4,269	5,648	5,894	14,002	10,347	15,315	14,360	7,129	12,526
METROPOLITAN AREA SEWAGE WORKS FUND										
Sewer charges									24	47
Federal contribution					2,700	300				
Federal loan					22,500	2,500				
Grand total, metropolitan area sewage works fund					25,200	2,800			24	47

[1] Based on unofficial revenue estimates as of July 25, 1966, and additional revenues approved by Senate and House conferees, Sept. 27, 1966.

Source: Budget Office, Department of General Administration, Sept. 28, 1966.

Federal grants to the District of Columbia

Grant by agency	1963 actual	1964 actual	1965 actual	1966 estimate	1967 estimate	
					Federal	District of Columbia matching funds [1]
1. Executive Office:						
(a) Downtown Internal Transit Circulation Study	$32,000					
(b) Higher Education, Commissioners Advisory Council [2]			($19,905)			
(c) D.C. Apprenticeship Council, on-the-job training (MDTA)				$20,186	$21,000	
Total Executive Office	32,000			20,186	21,000	
2. General administration:						
(a) Economic Opportunity Act (title I–B)				136,139	150,536	$16,726
(b) Economic opportunity program coordination and job development EOA (title II–A)			31,318	69,362	74,460	
(c) Higher Education, Commissioners Advisory Council			19,905	30,738	26,252	
Total general administration			51,223	236,239	251,248	16,726
3. Urban Renewal and Redevelopment Land Agency:						
Urban renewal:						
(a) Community renewal program	101,660	$182,545	224,852	101,609		
(b) Adams-Morgan 314 demonstration project	5,000	7,512	7,148			
(c) Economic Opportunity Act (title I–B)				3,932		
Subtotal, urban renewal	106,660	190,057	232,000	105,541		
Redevelopment Land Agency:						
(a) Relocation grant (amount drawn by District of Columbia Redevelopment Land Agency from HHFA)	49,072			110,000	500,000	
(b) Federal capital grant (amount drawn by District of Columbia Redevelopment Land Agency against Federal 2/3 share of net project costs)	2,128,000	2,240,593	920,000	1,668,000	[3] 3,000,000	
Total, urban renewal and Redevelopment Land Agency	2,283,732	2,430,650	1,152,000	1,883,541	3,500,000	
4. Public library:						
(a) Library system book collection			182,892	184,001	224,000	454,780
(b) Library construction			222,693	203,970	230,361	467,000
(c) Economic Opportunity Act (title I–B)				41,499	41,500	
Total, public library			405,585	429,470	495,861	921,780
5. Office of the Surveyor:						
(a) Economic Opportunity Act (title I–B)			270	3,947	6,814	757
6. Police Department:						
(a) Economic Opportunity Act (title I–B)				65,045	127,075	14,119
(b) Cardozo youth aid				24,023		
(c) Law Enforcement Assistance Act of 1965					1,050,278	
Total, Police Department				89,068	1,177,353	14,119

See footnotes at end of table, p. 70.

Federal grants to the District of Columbia—Continued

Grant by agency	1963 actual	1964 actual	1965 actual	1966 estimate	1967 estimate	
					Federal	District of Columbia matching funds [1]
7. Fire Department:						
(a) Economic Opportunity Act (title I–B)				$8,300	$10,800	$1,200
8. Office of Civil Defense:						
(a) Personnel and Administration (P.L. 85–606)	$79,047	$72,090	$102,850	110,000	125,414	125,414
(b) Communications equipment and miscellaneous expense (Public Law 81–920)	4,564	8,755	6,000	15,100	14,155	14,155
(c) Emergency resources management planning				8,000	35,857	
(d) Radiological instruments program				6,000	12,820	
(e) Community shelter				33,300	124,478	
Total, Office of Civil Defense	83,611	80,845	108,850	172,400	312,724	139,569
9. Juvenile Court: (a) Economic Opportunity Act (title I–B)				8,557	11,030	1,226
10. Court of general sessions:						
(a) Court reporter project				24,995	26,598	
(b) Probation services—Youthful misdemeanants				9,208	34,492	
Total, court of general sessions				34,203	61,090	
11. Corrections:						
(a) Reclamation of youthful misdemeanant offenders				68,000	95,000	
(b) Economic Opportunity Act (title I–B)				5,112	8,800	975
(c) Manpower development training project			64,000	132,000		
(d) Prerelease guidance center					49,869	39,897
(e) Development of Vocational Rehabilitation Center				3,000	2,730	
Total, corrections			64,000	208,112	156,399	40,872
12. Licenses and inspections:						
(a) Economic Opportunity Act (title I–B)				1,522		
(b) Housing improvement school (EOA title II–A)				29,027	20,207	
Total, licenses and inspections				30,549	20,207	
13. Public schools:						
(a) Veterans	3,610	2,364	561	195		
(b) Vocational education	131,852	184,251	533,699	670,791	556,547	915,829
(c) National defense education	162,009	134,872	104,750	419,143	361,000	173,502
(d) Civilian defense education	23,000	28,991	18,701	30,589	56,742	
(e) Student assistance loan	3,545	4,009	3,750	9,000		
(f) National school lunch program	199,217	186,433	179,944	173,136	173,000	
(g) Special milk program	544,198	614,842	551,972	897,843	900,000	
(h) Rehabilitation of school age expectant mothers		81,550	91,161	114,940		
(i) Program for prevention of school dropouts	7,000	7,000				

(j) Model School Project (EOA title II-A)			226,418	650,896	852,976	
(k) Impact aid			1,124,447	4,237,331	4,845,191	
(l) Education Act of 1965				4,101,747	5,435,000	
(m) Adult basic education program (EOA title II-B)				127,495	200,889	22,628
(n) Headstart (EOA title II-A)				674,847		
(o) Economic Opportunity Act (title I-B)			26,861	536,658	857,670	95,300
(p) Economic Opportunity Act (title I-C)			9,501	23,285	25,000	2,778
(q) Manpower Development and Training Act	816,944	959,536	410,861	506,767	707,000	61,500
(r) Cardozo urban teaching				114,332	356,668	
(s) Urban service corps				6,441		
(t) Preschool program				63,488		
(u) Lunch program, Shaw Junior High				11,194		
(v) Work study program				62,807	30,087	
(w) Mentally Retarded and Health Centers Act					75,000	
(x) Assistance to schools, handicapped children					200,000	
(y) Civil Rights Act					85,000	
(z) Arts and humanities				961	969	
Total public schools	1,891,375	2,203,848	3,282,626	13,433,826	15,718,739	1,271,537
14. Recreation:						
(a) Economic Opportunity Act (title I-B)				108,485	108,485	12,000
(b) Economic Opportunity Act (title II-A)			30,535	655,733	739,200	98,438
(c) Outdoor recreation				576,000	152,000	152,000
(d) Roving leader project	56,060	22,891	21,925	53,685	53,685	
(e) Arts and Humanities Act					50,000	
Total Recreation	56,060	22,891	52,460	1,393,903	1,103,370	262,438
15. Vocational rehabilitation:						
(a) Support of vocational rehabilitation services	303,535	419,408	573,125	538,688	603,014	538,688
(b) Residential training project	56,270	29,989	18,919			
(c) Disability determination (OASI)	103,960	110,117	128,749	159,306	172,894	
(d) Improved services to mentally retarded		1,485	6,463			
(e) Employment of mental retardates		929	17,115	22,152	29,000	3,200
(f) Implementation of fiscal accounting study	1,942					
(g) Publicity and information program	4,500					
(h) Employees development program	5,833					
(i) Short-term rehabilitation of OASI applicants		29,395	40,239	26,432	7,333	3,650
(j) Mobility training for the blind		3,739	19,107	16,976	22,000	11,950
(k) Organized program of vocational training		5,394				
(l) Register of the blind		3,140	7,100	4,138	2,500	2,500
(m) Vocational rehabilitation needs in welfare institutions			7,981	7,019		
(n) Cooperative placement effort, USES			4,496	12,688	44,070	4,730
(o) Vending stand program			25,000	21,037	25,000	5,800
(p) Operations research				18,608	20,000	5,000
(q) Public assistance project			62,203	60,702	51,000	40,500
(r) Coordinated program of vocational rehabilitations and public schools				50,000	50,000	10,000
(s) Prevocational assessment of mentally retarded at Children's Center				38,312	79,000	15,000
(t) Economic Opportunity Act (title II-A)				262,374	262,374	
(u) Coordinate rehabilitation units in hospitals				3,767	19,000	2,100
(v) District of Columbia General Hospital, vocational rehabilitation unit				12,505	93,000	10,300
(w) Washington Hospital Center, vocational rehabilitation unit				4,706	43,000	4,800
(x) George Washington Hospital, vocational rehabilitation unit				7,688	59,000	6,500
(y) St. Elizabeths Hospital, vocational rehabilitation unit				491	31,000	3,400
(z) Freedmens Hospital, vocational rehabilitation unit				3,830	43,000	4,800

See footnotes at end of table, p. 70.

Federal grants to the District of Columbia—Continued

Grant by agency	1963 actual	1964 actual	1965 actual	1966 estimate	1967 estimate	
					Federal	District of Columbia matching funds [1]
15. Vocational rehabilitation—Continued						
(*aa*) Disabled court referred youth, vocational rehabilitation unit					$84,600	$9,400
(*bb*) Service unit for deaf					55,800	6,200
(*cc*) Service unit for Providence Hospital					26,370	2,930
(*dd*) Service unit for blind					46,500	5,167
Total, vocational rehabilitation	$476,040	$603,596	$910,497	$1,271,419	1,869,455	696,615
16. Public health:						
(*a*) Tuberculosis control	30,863	27,392	28,604	28,300	28,700	28,700
(*b*) Cancer control	26,514	27,217	22,532	25,000	25,000	25,000
(*c*) Mental health control	66,795	66,816	61,569	65,000	65,000	65,000
(*d*) Mental health planning	50,000	40,369	45,540			
(*e*) General health	42,105	39,777	28,548	28,000	27,300	27,300
(*f*) Chronically ill	65,899	67,070	56,874	60,000	60,000	60,000
(*g*) Maternal and child health	289,795	290,881	342,941	375,266	395,764	170,114
(*h*) Crippled children	263,656	271,247	295,776	377,285	400,136	147,696
(*i*) Venereal disease	60,824	50,445	55,297	76,131	60,529	
(*j*) Hospital construction		550,000	842,254	1,056,388	1,047,542	
(*k*) Water pollution	35,750	25,666	17,177	25,300	47,500	142,500
(*l*) Heart disease	69,115	70,111	58,966	85,400	85,000	85,000
(*m*) Tuberculosis control project	22,107	80,712	148,087	380,454	380,454	
(*n*) Mouth guard program	4,000					
(*o*) Physical therapy demonstration	19,262	3,934				
(*p*) Psychological training	9,720	1,287				
(*q*) Mental retardation planning			23,403	47,500	35,000	12,073
(*r*) Old-age assistance, medical care	158,567	129,107	154,493	150,000	150,000	150,000
(*s*) Medical assistance for the aged	37,725	257,633	1,197,509	1,235,000	1,850,000	1,850,000
(*t*) Radiological health		7,531	7,926	15,000	15,000	15,000
(*u*) Nursing home care		65,722				
(*v*) Immunization (vaccination assistance)		13,675	118,327	243,374	145,458	6,543
(*w*) Rheumatic fever	1,283	1,274	61,618	94,358	56,965	12,644
(*x*) Antibodies	2,000	1,555				
(*y*) Resident births	3,000	1,978				
(*z*) Nursing home improvement			71,880	116,028	62,574	15,528
(*aa*) Community mental health care			3,521	399,782	499,754	21,104
(*bb*) Dental health			5,000	12,500	12,500	12,500
(*cc*) Emergency medical identification				9,500	500	
(*dd*) Cancer, smoking control				18,255	34,172	20,108
(*ee*) Nurse training				7,500	11,250	
(*ff*) Army rejectees				42,756	38,570	
(*gg*) Maternal and infant care				1,240,188	1,911,000	637,000

(*hh*) Nursing student loan program				3,708	2,208	
(*ii*) Neighborhood health aids				61,262		
(*jj*) Air pollution				33,262	36,700	18,350
(*kk*) Medical services, OEO trainees (title II–A)				32,500	32,500	
(*ll*) Apprenticeship training for medical students				13,248		
(*mm*) Home health services				75,000	75,000	75,000
(*nn*) Medical self-help training				6,780		
(*oo*) Health insurance benefits program				44,736	86,558	
(*pp*) Child Development Center, Glenn Dale				8,902	8,902	
(*qq*) Community Mental Health Center, area C					393,787	131,262
(*rr*) New careers training project					174,757	1,764
(*ss*) Development and staffing of Mental Health Center, area B					368,703	122,901
(*tt*) Emergency care of alcoholics (OLEA)					173,031	50,625
(*uu*) Planning community health centers					52,891	8,609
(*ww*) Birth control planning					9,800	
Total, public health	1,258,980	2,091,399	3,647,842	6,493,663	8,860,505	3,912,321
17. Public welfare:						
(*a*) Public assistance administration and services	959,191	1,983,780	2,516,494	2,609,179	2,489,966	3,400,000
(*b*) Old age assistance grants	1,439,289	1,371,298	1,332,905	1,569,907	1,422,600	517,190
(*c*) Aid to families with dependent children grants	5,009,276	4,588,330	4,919,631	5,680,055	5,469,800	3,157,390
(*d*) Aid to the blind grants	103,691	105,508	111,764	113,186	122,400	71,310
(*e*) Aid to permanently and totally disabled	1,622,418	1,646,751	1,743,670	1,990,072	1,929,000	1,100,070
(*f*) Medical assistance for aged	100,000	903,841	428,263	1,440,440	1,439,000	1,439,000
(*g*) Assistance to repatriates	1,550		360	644	1,500	
(*h*) Aid to Cuban refugees	19,141	19,156	24,397	18,420	25,000	
(*i*) Children's Bureau	123,273	130,368	140,994	161,026	185,064	
(*j*) Economic Opportunity Act Title V			79,200	2,130,406	3,336,878	
(*k*) Economic Opportunity Act Title I–B				46,361	47,000	5,300
(*l*) Juvenile delinquency and youth offenders control	100,767		46,853	63,700	301,931	
(*m*) Mental health training					24,993	
(*n*) AFDC work scholarship				20,526		
(*o*) Cooperative program with vocational rehabilitation				4,043		
(*p*) Food stamp program				49,729	51,739	114,427
(*q*) Family emergency services				124,539	273,342	
(*r*) Job placement and training					880,698	603,878
(*s*) Milk fund, agriculture				12,500	12,500	
(*t*) Headstart (Junior Village)				13,222	171,000	
(*u*) Bootstrap				1,876	187,700	
(*v*) Summer welfare				3,930	11,820	
(*w*) Office of Education project				86,872		
(*x*) Older Americans Act					59,500	4,386
Total public welfare	9,478,596	10,749,032	11,344,531	16,140,633	18,443,431	10,412,951

See footnotes at end of table, p. 70.

Federal grants to the District of Columbia—Continued

Grant by agency	1963 actual	1964 actual	1965 actual	1966 estimate	1967 estimate	
					Federal	District of Columbia matching funds [1]
18. Highways and traffic:						
(a) Primary, secondary, and urban highways	$4,876,206	$3,626,831	$909,006	$3,138,187	[3] $3,086,000	$3,356,000
(b) Interstate System	34,412,400	34,923,000	20,957,121	18,605,653	[3] 67,036,000	8,841,000
(c) Highway beautification				128,730	[3] 1,390,000	
(d) Urban beautification				630,000	630,000	1,232,700
(e) Economic Opportunity Act (title I–B)			885	22,424	79,379	8,800
(f) F Street demonstration				397,000		
Total, highways and traffic	39,288,606	38,549,831	21,867,012	22,921,994	72,221,379	13,438,500
19. Sanitary engineering:						
(a) Waste treatment works construction	606,295	729,238	671,547	420,000	1,405,000	350,000
(b) Potomac interceptor system	300,000					
(c) Water pollution control					20,000	40,000
(d) Economic Opportunity Act (title I–B)				14,817	54,700	6,100
(e) Solid waste disposal					62,802	34,401
Total, sanitary engineering	906,295	729,238	671,547	434,817	1,542,502	430,501
Grand total	55,755,295	57,461,330	43,558,443	65,214,827	125,783,907	31,561,112

[1] District of Columbia matching funds for most projects are composed of goods or services in kind and as such do not represent additional expense to the agency.

[2] Functional responsibility transferred to general administration during fiscal year 1966.

[3] Federal grant is based on credits earned by District-financed construction in urban renewal areas during previous years.

[4] Allotment to the District from Bureau of Outdoor Recreation not actually received but will carry over to 1967 at which time application will be made based upon available District of Columbia capital outlay projects for matching.

[5] Federal grant based upon obligation of District of Columbia matching share. Planning and scheduling will prevent the obligation of total District of Columbia funds appropriated by end of fiscal year. Federal funds not actually qualified for carry over to future years.

NOTE.—The above information is based on data available as of Sept. 14, 1966, and includes only those grant programs which have been funded or which are expected to be funded in the near future. Amounts for 1966 and 1967 are subject to possible revision as later information becomes available.

Vacancy report as of Aug. 31, 1966

Agency	Authorized positions, fiscal year 1966	Vacancies as of Aug. 31, 1966		
		New positions authorized, fiscal year 1966	Positions authorized prior fiscal years	Total
General operating expenses:				
Executive office	43			
Department of General Administration	713		22	22
Regulatory and miscellaneous agencies:				
Alcoholic Beverage Control Board	28		2	2
Board of Parole	41			
Death Investigations	18			
Department of Insurance	24			
Minimum Wage Board	22			
Recorder of Deeds	68		6	6
Public Service Commission	29			
Planning and Zoning	12		2	2
Board of Appeals and Review	4		1	1
Commissioners' Youth Council	16			
Office of Urban Renewal	11	1	1	2
Council on Human Relations	5		1	1
Total, regulatory and miscellaneous agencies	278	1	13	14
Occupations and professions	56		2	2
Public Library	506	3		3
Veterans' affairs	12			
Buildings and grounds	318		14	14
Surveyor's office	38		2	2
Total, general operating expenses	1,964	4	53	57
Public Safety:				
Office of Corporation Counsel	118		12	12
Metropolitan Police	3,382	100	200	300
Fire Department	1,476		22	22
Civil defense	12			
Courts:				
Juvenile Court	140		11	11
Court of General Sessions	224		9	9
Court of Appeals	16		1	1
Tax Court	3			
Total, courts	383		21	21
Corrections	950		50	50
Licenses and inspections	409		24	24
National Guard	25			
Total, public safety	6,755	100	329	429
Education	8,225	2	146	148
Parks and Recreation:				
Recreation Department	327	3	10	13
National Capital Parks	644	3	35	38
National Zoological Park	212		12	12
Total, parks and recreation	1,183	6	57	63
Health and Welfare:				
Vocational rehabilitation	105		12	12
Public health	3,842	3	245	248
Public welfare	2,942	56	349	405
Total, health and welfare	6,889	59	606	665
Highways and traffic:				
Department of Highways and Traffic	1,504		308	308
Motor Vehicles	227	1	15	16
Motor Vehicle Parking Agency	14	1	1	2
Total, Highways and Traffic	1,745	2	324	326
Sanitary engineering:				
Department of Sanitary Engineering	3,064	4	115	119
Washington Aqueduct	336		42	42
Total, sanitary engineering	3,400	4	157	161
Grand Total, District of Columbia	30,161	177	1,672	1,849

GAO REPORT ON CONSTRUCTION OF DISTRICT OF COLUMBIA STADIUM

Senator BYRD. Senator Proxmire must leave at 11:30, I am informed, so I think I will just ask a few very brief questions, and then I would like for Senator Proxmire to have an opportunity to ask whatever questions he desires.

Mr. Tobriner, the committee has been furnished a copy of the General Accounting Office report, dated August 31, 1966, on the examination into the construction of the District of Columbia stadium by the District of Columbia Armory Board. The Comptroller General's letter, together with the report on findings and conclusions resulting from the survey will be made a part of the record.

(The letter and report follow:)

REPORT TO THE CONGRESS OF THE UNITED STATES BY THE COMPTROLLER GENERAL OF THE UNITED STATES, AUGUST 1966

COMPTROLLER GENERAL OF THE UNITED STATES
Washington, D.C., August 31, 1966.

B-146959

To the President of the Senate and the Speaker of the House of Representatives:

The General Accounting Office has examined into the construction of the District of Columbia Stadium by the District of Columbia Armory Board. Our principal findings are summarized in this letter and described in more detail in the accompanying report.

The Armory Board solicited bids for a contract for the construction of the stadium and awarded the contract in the amount of about $14 million before the stadium construction plans and specifications had been finalized and before they had been reviewed and approved by the District of Columbia Government regulatory agencies. As a result, a substantial portion of the cost of the stadium was authorized after the start of construction through the issuance of 234 change orders totaling about $2.9 million.

Although some of the changes could not have been avoided, we believe that the performance of such a substantial portion of the construction under change orders tended to increase the cost of the stadium because of the absence of price competition and because certain changes disrupted the normal sequence of the construction and required the removal or modification of "in-place" construction. Although the increase in the construction cost is not measurable, the architect-engineer's records showed that the cost of removal or modification of "in-place" construction necessitated by one change order amounted to over $100,000.

The Armory Board solicited the bids for the construction contract on the basis of incomplete construction plans and specifications to expedite the initiation of construction so that the stadium could be made available for use by the Redskins football team by the beginning of the 1961 football season. Our review of the Armory Board's records and our discussions with officials of the former owner of Griffith Stadium indicated that the Redskins would have been able to lease Griffith Stadium for the 1961 football season. Therefore, we believe that there was no apparent urgent need for the Armory Board to have agreed to make the stadium available for use commencing with the 1961 football season.

The Chairman of the Armory Board, in commenting on our conclusion, stated that it appeared that the Redskins probably could have leased Griffith Stadium for the 1961 football season and perhaps for one or two seasons thereafter. He stated also that the Board felt, however, that the determination made in 1958 and 1959 as to the need for the stadium in 1961 was not only a reasonable one but indeed a necessary one under the circumstances as they appeared in those years.

The Armory Board's approvals of the change-order prices were based largely on recommendations made by the architect-engineer. Our review of the change orders and related records identified many changes for which the architect-engineer's cost estimates and the contractor's price proposals did not contain sufficient detailed data to permit us to judge the effectiveness of the architect-engineer's change-order price evaluations or the reasonableness of the agreed-upon prices. Also, our review identified certain architect-engineer cost estimates that had been based on incorrect or unsupported data and which, in our opinion, did not provide sound bases for evaluating the contractor's price proposals,

for negotiating prices with the contractor, or for recommending prices for approval by the contracting officer or the Board.

The Chairman of the Armory Board pointed out that, under an arrangement with the District of Columbia Government, the Director of Buildings and Grounds acted as contracting officer for the Board to ensure that all contracts were properly performed and to render any needed advice and assistance. He stated, however, that reliance had been placed on the architect-engineer for change-order price evaluations and negotiations and that the contracting officer had not performed these functions which, for governmental construction, normally are performed by a contracting officer. We are of the opinion, however, that these functions were functions that the Board should have required its contracting officer to perform.

The accompanying report also contains our comments relating to cracking of the concrete in the stadium structure and the court action instituted by the Board to recover the cost of repairing the damage.

We are submitting this report to the Congress because of congressional interest in the construction of the District of Columbia Stadium and because the report contains information of Government-wide interest in the problems that may result from the solicitation of bids and awarding of contracts for construction projects before the plans and specifications have been completed and reviewed by governmental regulatory agencies.

Copies of this report are being sent to the Director, Bureau of the Budget; the Chairman and Members of the District of Columbia Armory Board; and the President, Board of Commissioners of the District of Columbia.

ELMER B. STAATS,
Comptroller General of the United States.

REPORT ON REVIEW OF CHANGE ORDERS AND OTHER MATTERS RELATING TO THE CONSTRUCTION OF DISTRICT OF COLUMBIA STADIUM, DISTRICT OF COLUMBIA ARMORY BOARD

INTRODUCTION

The General Accounting Office has examined into the construction of the District of Columbia Stadium by the District of Columbia Armory Board. This examination was made pursuant to the Budget and Accounting Act, 1921 (31 U.S.C. 53), and the Accounting and Auditing Act of 1950 (31 U.S.C. 67).

Our examination was directed primarily to ascertaining the reasons for the issuance of change orders to the competitively awarded construction contract which increased contract costs by about $2.9 million and the adequacy of the procedures for evaluating the contractor's proposed change-order prices. Our examination included a review of the records of the Armory Board and of the contract architect-engineer (hereinafter referred to as the A–E) pertaining to selected change orders.

The Chairman of the District of Columbia Armory Board and the project manager for the A–E, by letter dated March 14, 1966 (see app. IV), and March 1, 1966, respectively, furnished us with comments on the draft of this report. Their views have been incorporated in appropriate sections of this report.

We have previously submitted to the Congress our report on the "Failure to Construct District of Columbia Stadium in Accordance With the Financial Plan Submitted to the Congress" (B–146959, December 3, 1964).

SUMMARY OF FINDINGS

The principal matters commented on in this report relate to changes necessitated by the premature award of the stadium construction contract, deficiencies in evaluating change-order price proposals, cracking of concrete in the stadium structure, and the rearrangement of the stadium seating for football games. Our findings are summarized below. These and other findings are discussed in more detail in later sections of the report.

Changes necessitated by premature award of stadium construction contract

The Armory Board solicited bids for a contract for the construction of the stadium and awarded the contract in the amount of about $14 million before the stadium construction plans and specifications had been finalized and before they had been reviewed and approved by District of Columbia Government regulatory agencies. As a result, a substantial part of the cost of the stadium was authorized

after the start of construction through the issuance of 234 change orders totaling about $2.9 million.

Although some of the changes could not have been avoided even if the plans and specifications had been finalized, the disadvantages of contract change orders, from the standpoint of cost, are indicated by the fact that (1) change-order prices were negotiated with the contractor on the basis of its estimated cost and profit, thereby losing the benefits of competitive bidding, (2) certain changes disrupted the normal sequence of construction and required the removal or modification of work partially or completely done, and (3) considerable time and effort was required for developing change-order details, plans and specifications, and cost estimates and for negotiating change-order prices, thus adding to the engineering and administrative costs. We believe that these factors tended to increase the cost of the stadium. Although the increase is not measurable, the A–E's records show that the cost of the removal or modification of "in-place" construction necessitated by one change order amounted to over $100,000.

The Chairman of the Armory Board informed us that, to consummate a lease agreement with Pro-Football, Inc. (the Redskins football team), for use of the stadium, it had been necessary to agree to make the stadium available for use commencing with the 1961 football season because the Redskins' lease of Griffith Stadium had been due to expire and would have had to be renewed for a 5-year term. He pointed out that, in view of the Board's agreement with the Redskins, time was of the essence and that providing for all work in the original construction plans and for a review of the plans by the District regulatory agencies before awarding the construction contract would have made it impossible to have made the stadium available by the beginning of the 1961 football season.

Our review of the Armory Board's records and our discussions with officials of the former owner of Griffith Stadium indicated that the Redskins would have been able to lease Griffith Stadium for the 1961 football season. Therefore we believe there was no apparent urgent need for the Board to agree to make the

Had the Armory Board not agreed to make the stadium available to the Redskins by October 1961, the solicitation of bids for a construction contract could have been deferred until the plans and specifications had been finalized and reviewed by the District regulatory agencies. The solicitation of bids based on finalized plans and specifications would have resulted in contracting for more of the work under competitive bidding and in reducing the number of changes that had to be provided for under change orders at prices based on the A–E's cost estimates, price evaluations, and negotiations with the contractor.

Deficiencies in evaluating change-order price proposals

The decisions of the Armory Board and its contracting officer as to the prices to be approved for the change orders were based largely on recommendations by the architect-engineer. Our selective review of the change orders identified many changes for which the A–E's cost estimates and the contractor's price proposals did not contain sufficient detailed data to permit us to judge the effectiveness of the A–E's price evaluations or the reasonableness of the agreed-upon prices.

Our selective review of the A-E's records underlying its change-order cost estimates identified certain cost estimates that had been based on incorrect or unsupported data which had resulted in significant increases in most of these cost estimates. For one change order, the Board approved the contractor's proposed price of $859,000 on the basis that the proposed price was only $18,000 in excess of the A-E's cost estimate of $841,000. The A-E's cost records showed, however, that the cost estimate had been overstated by $85,000 as the result of quantity and pricing errors. Thus the approved price for the change was actually $103,000 in excess of the cost estimate when the quantity and pricing errors are taken into consideration.

The Board's contracting officer informed us that the A-E had been responsible for evaluating the contractor's change-order price proposals and for reaching agreement with the contractor on prices. He stated that he had considered the data furnished by the A-E to be sufficient for deciding whether the prices recommended by the A-E were proper for approval and that generally he had not attempted to evaluate the prices nor required the submission of the data necessary for such evaluation. We are of the view, however, that the evaluation of the A-E's change-order cost estimates and the final negotiation of change-order prices are functions that the Board should have required its contracting officer to perform.

Cracking of concrete in stadium structure

The construction of the stadium was completed in April 1962. In 1963, cracking of sections of the concrete structure was noted and minor repairs were made by stadium maintenance personnel. By the spring of 1964, the cracking had spread and it was evident that the damage was more serious than initially had been believed. As of June 30, 1965, the Board had incurred repair costs of about $60,000 and had estimated that the full cost of repairing the damage could range from $100,000 to $150,000. In July 1964, the Armory Board submitted a consulting engineers' report on the concrete cracking to the Office of the Corporation Counsel, District of Columbia Government, for determination of whether responsibility could be fixed for the concrete cracking and, if so, the legal action that could be taken to recover the repair costs. On March 14, 1966, the Armory Board brought suit in the United States District Court for the District of Columbia demanding judgment for the costs involved in repairing the cracking of the stadium structure against the members of the A-E, the manufacturer of the aluminum conduit, the supplier of the aluminum conduit, and the contractor for the stadium construction.

Cost of rearranging stadium seating substantially exceeded revenues from increased capacity

To provide increased seating capacity and better viewing at football games, a movable stand with approximately 6,200 seats, located along the third-base line during the baseball season, is moved to a position opposite to, and parallel with, the permanent stand along the first-base line during the football season and a temporary "fill-in" platform stand with about 4,300 seats is erected in the baseball-season location of the movable stand. The seating rearrangement results in increasing the seating capacity from about 44,900 for baseball games to about 49,200 for football games, the approximate number and types of seats required to be provided during the regular football season under the Board's contract with the Redskins for the use of the stadium. We estimate that, for the rearrangement of the seating from 1962 through 1964, the Armory Board incurred costs of about $36,500 in excess of the additional revenues that resulted from the increased seating capacity for football games.

In view of the high annual cost—about $31,000—of erecting and dismantling the temporary fill-in platform stand and of the need for all practical measures for keeping stadium operating costs at a minimum, we suggested to the Amrory Board that consideration be given to determining whether a less costly method for erecting and dismantling the fill-in stand could be devised. The Chairman of the Armory Board informed us that the Board agreed that economic and engineering surveys should be made for determining whether there may be practical alternatives for erecting and dismantling the fill-in stand.

BACKGROUND

General

The District of Columbia Armory Board was established by Public Law 605 Eightieth Congress, approved June 4, 1948 (2 D.C. Code 1702, 62 Stat. 339), for the primary purpose of maintaining and operating facilities for the quartering and training of the militia of the District of Columbia and for the secondary purpose of providing suitable facilities for major athletic events, conventions, concerts, and such other activities as may be in the interest of the District.

The Board is composed of three members: The President of the Board of Commissioners of the District of Columbia, the Commanding General of the District of Columbia Militia, and a third person not employed by the Federal or District Governments who is appointed for a term of 3 years by the Chairmen of the District of Columbia Committees of the United States Senate and the United States House of Representatives. The members elect the chairman, and all members serve without compensation. Members of the District of Columbia Armory Board during the periods covering activities discussed in this report are listed in appendix I.

The District of Columbia Stadium Act, approved September 7, 1957 (2 D.C. Code 1720, 71 Stat. 619), as amended, authorized the District of Columbia Armory Board to construct, maintain, and operate a stadium in the District of Columbia suitable for holding athletic events and other activities and events requiring such a facility. On January 15, 1959, the Armory Board entered into an agreement with the District of Columbia Government under which the Director, Department of Buildings and Grounds, acted as contracting officer for the Board for the execution and administration of contracts for the design and construction of the stadium.

Architect-engineer contracts

On November 15, 1957, the Armory Board engaged Praeger-Kavanagh-Waterbury, an architect-engineer firm, to determine the engineering and economic feasibility of constructing a stadium. On March 31, 1958, the firm submitted to the Board its report entitled "Engineering and Economic Study, District of Columbia Stadium" which set forth a plan for financing and constructing a stadium and related facilities. For these services the firm was paid a fee of $27,500.

On December 2, 1958, the Board entered into a contract with a syndicate of architect-engineers comprising George L. Dahl, Ewin Engineering Associates, The Osborn Company, and Praeger-Kavanagh-Waterbury for designing the stadium and supervising its construction. The contract provided for payment of a fee of $80,000 for the preparation of preliminary plans and specifications, including an estimate of the construction cost, and, upon the completion of those services, for the negotiation of a fee for the preparation of construction plans and specifications and for supervision of the construction. In May 1959, the Board approved the preliminary plans and specifications submitted by the syndicate, which provided for the construction of a stadium at an estimated cost of $8,280,000, and paid the syndicate the agreed-upon fee of $80,000. On September 16, 1959, the Board terminated its contract with the syndicate.

On October 5, 1959, the Board decided to engage three of the members of the former syndicate—George L. Dahl, Ewin Engineering Associates, and The Osborn Company—to prepare the construction plans and specifications for the stadium and supervise its construction. On the basis of the preliminary plans that had been approved by the Board in May 1959 and certain changes subsequently approved by the Board, these architect-engineers (the A–E) estimated that the cost of constructing the stadium would amount to about $9 million. On December 9, 1959, the Board entered into a service contract with the A–E. Fees paid to the A–E for services provided under the contract aggregated $603,869.

Construction Contract

On April 19, 1960, the Board authorized the placement of an advertisement for bids for a contract for the construction of the stadium in 35 newspapers throughout the United States. The invitation for bids specified that the construction of the stadium was to be substantially completed by April 14, 1961, and finally completed by September 14, 1961. A number of prospective bidders considered these completion dates to be unrealistic, however, and on May 2, 1960, the Board amended the invitation for bids to specify a substantial completion date of September 14, 1961, and a final completion date of March 15, 1962. The solicitation resulted in the receipt of 10 bids. The bids, which were opened on June 10, 1960, ranged from $14,247,187 to $15,783,000. On July 7, 1960, the Board awarded the construction contract in the amount of $14,247,187 to McCloskey and Company, Philadelphia, Pennsylvania, the lowest bidder.

Construction contract change-order costs.—The contractor began the construction of the stadium on July 14, 1960, and completed it on April 9, 1962, at a contract cost of $17,266,015,[1] an increase of $3,018,828 over the initial amount of the contract. The increased cost consisted of $2,952,845 incurred under 234 change orders and $65,983 incurred for additional piling under a contract provision permitting an adjustment of the amount of the contract for additional required piling. The major purposes for which the 234 change orders were issued are shown below.

[1] The Armory Board's records show that the cost of constructing the stadium amounted to $19,760,433, as summarized below.

Construction contract	$17,266,015
Architect-engineer services	711,369
Acquisition and installation of seating	634,511
Scoreboard and clock	412,000
Administration and miscellaneous items	155,051
Interest during construction	581,487
Total cost	19,760,433

In addition, the Department of the Interior provided 160 acres of land as the site of the stadium and expended $2,080,561 for parking areas, roadways, and landscaping from an appropriation specifically provided for that purpose.

Procurement and installation of concession equipment	$1, 185, 000
Changes required to meet District building code requirements	612, 000
Changes required by revisions to construction plans	451, 000
Features approved after the award of the construction contract	309, 000
Equipment and changes approved after the solicitation of bids but prior to the award of the construction contract	115, 000
Overtime costs	47, 000
Miscellaneous	234, 000
Total	2, 953, 000

The A–E, under its contract with the Armory Board, was responsible for preparing change orders and the related revised plans and specifications, cost estimates, and "findings of fact." The A-E project manager for the construction of the stadium, an employee of The Osborn Company usually reviewed the changes with the contractor's representatives, analyzed and evaluated the contractor's price proposals, conducted negotiations with the contractor's representatives, and submitted the change orders with the A–E's recommendation as to the prices that should be approved to the contracting officer. The construction contract provided for the approval of change orders of $25,000 or less by the contracting officer and of more than $25,000 by the Armory Board.

The approved costs of $2,953,000 for the 234 change orders consisted of (1) $524,000 for the labor, material, and overhead costs of the work performed by the contractor, (2) $2,156,000 for subcontracted work—estimated labor, material, and overhead costs of $1,970,000 and profit allowances of about $186,000—and (3) $273,000 for profit or fee allowances to the contractor—$56,000 for the work performed directly by it and $217,000 for the subcontracted work.

The contracting officer and/or the Armory Board approved 194 of the change orders at the contractor's proposed prices of sbout $2.5 million, on the basis of the A–E's recommendations that the proposed prices were fair and reasonable. The remaining 42 change orders were approved at prices totaling $456,000, or about $101,000 less than the contractor's proposed prices. These 42 change orders were approved at the lower prices on the basis of A–E reports which stated that the prices were too high or did not reflect proper credits for deleted items or that certain items had been provided for in the contract.

The approved prices for the 234 change orders totaled about $2,953,000 compared with the A–E's cost estimates totaling about $2,990,000 and the contractor's price proposals totaling about $3,054,000.

Pending contractor claims.—As of July 1965, the contractor had four claims totaling about $1 million, pending against the Armory Board. The largest claim was for $955,000 and covered the cost allegedly incurred for additional personnel, equipment, and overhead in accelerating work in endeavoring to meet the construction substantial completion date of September 14, 1961. Another claim was for an extension of the construction substantial- and final-completion dates specified in the contract because of delays in completing the construction due to severe weather conditions and additional work required by the change orders. The two remaining claims were for costs stated to have been incurred for installing electrical ducts and repairing a broken water line.

With respect to the claim for an extension of the construction completion dates, the contracting officer allowed extension of the substantial- and final-completion dates to October 9, 1961, and April 9, 1962, respectively. He rejected the three other claims on the basis that they were not allowable under the terms of the contract. The contractor appealed the contracting officer's decisions to the District of Columbia Contract Appeals Board. As of July 21, 1966, the claims were still pending before the Board.

Principal occupancy agreements

On December 24, 1959, the Armory Board entered into a contract with the Redskins for the use of the stadium for a 30-year period beginning October 1961. the contract provided that if the Board was unable to make the stadium available to the Redskins in October 1961, the rents accruing after the stadium was made available would be reduced by an amount equal to the expenses incurred by the Redskins as a result of the delay.

On June 6, 1961, the Armory Board awarded a competitively bid contract for the operation of the food, beverage, and merchandise concession at the stadium to District Sportservice, Incorporated, for a 10-year period beginning October 1, 1961.

On September 29, 1961, the Armory Board entered into a contract with the Senators, Inc. (the new Senator baseball club), for the use of the stadium for a 10-year period beginning January 1, 1962, and on December 28, 1961, the Armory Board, in accordance with that contract, assigned the concession contract to the Senators.

FINDINGS

Changes necessitated by premature award of stadium construction contract

The Armory Board solicited bids for a contract for the construction of the District of Columbia Stadium and awarded the contract in the amount of about $14 million before the construction plans and specifications had been finalized and before they had been reviewed and approved by the District of Columbia Government regulatory agencies. As a result, a substantial part of the cost of the stadium was authorized after the start of construction by the issuance of 234 change orders in the total amount of about $2.9 million. The major purposes for which the change orders were issued are detailed on page 10.

Although some of the changes could not have been avoided even if the plans and specifications had been finalized, the disadvantages of change orders, from the standpoint of cost, are indicated by the fact that (1) change-order prices were negotiated with the contractor on the basis of its estimated cost and profit thereby losing the benefits of competitive bidding, (2) certain changes disrupted the normal sequence of the construction and required the removal or modification of work partially or completely done, and (3) considerable time and effort was required for developing change-order details, plans and specifications, and cost estimates and for negotiating change-order prices, thus adding to the engineering and administrative costs. We believe that these factors tended to increase the cost of constructing the stadium. Although the increase is not measurable, the A–E's records show that the cost of the removal or modification of in-place construction necessitated by one change order amounted to over $100,000.

Changes because of delay in deciding to purchase concession equipment.—Two change orders in the total amount of $1,184,647 were issued to the contractor for the purchase and installation of the food, beverage, and merchandise concession equipment which had not been provided for in the contract for the construction of the stadium because the Armory Board, at the time the invitation for bids was prepared and bids were solicited, had not decided whether the Board or the concessionaire should furnish the equipment.

The Chairman of the Armory Board informed us, by letter dated October 24, 1964, that, prior to awarding the construction contract in July 1960, the Board had intended to require the concessionaire to furnish the necessary equipment. He stated that the owner of the former Senators baseball club had indicated to the Board that the club would agree to use the stadium only if it were given the right to handle concessions and the Board were to furnish the concession equipment. He stated also that the Board planned to avoid any such stipulations in an occupancy agreement. He stated further that the Board, as a result of a study of other stadia concession contracts, had given consideration to the purchase of the concession equipment but had deferred making a decision pending the outcome of its negotiations with the former Senators and confirmation of the club's remaining in Washington.

In October 1960, the Board directed the A–E to proceed with the design and engineering work necessary to provide for the extension of all necessary utilities from the points specified in the construction plans to the actual points of service within the various concession areas. After learning in October 1960 that the Senators baseball club was moving to Minnesota, the Board gave further consideration to the purchase and installation of the concession equipment and, on January 27, 1961, it unanimously voted to purchase and install the equipment.

At the Board meeting on January 27, 1961, the A–E project manager advised the Board that the cost of purchasing and installing the concession equipment would amount to about $563,000, comprising about $351,000 for the equipment costs and about $212,000 for the installation costs. The Armory Board's records showed that the actual cost of the equipment had been slightly less than the A–E project manager had estimated and that the installation and modification costs had been about $647,000 more than he had estimated.

Equipment costs: In July 1961, a change order was issued to the contractor authorizing the purchase of the concession equipment at a cost of $325,670, about $25,000 less than the A–E project manager had estimated in January 1961. In June 1961, the Board awarded a contract for the operation of the food, beverage, and merchandise concession to District Sportservice, Incorporated, for a 10-year period beginning October 1, 1961.

In April 1961, the Board requested the contractor to obtain informal bids for the concession equipment from equipment suppliers. Of five bids received, a local supplier submitted the lowest bid which was $254,500. Subsequently, the concession plans and equipment specifications were revised to provide for equipment changes suggested by the prospective concessionaire and for certain other changes. On May 31, 1961, the contractor solicited formal bids from equipment suppliers based on the revised equipment specifications. On June 1, 1961, the local supplier submitted a bid of $270,599. The contractor then requested the other solicited suppliers to refrain from submitting bids as it had decided, with the approval of the Board, to award the contract to the local supplier.

Subsequently, as the result of meetings of the A–E project manager, the concessionaire, and the local supplier, modifications to the equipment specifications were made. In July 1961, the local supplier revised the equipment layout drawings. The modifications included (1) changes in sizes and quantitites of bottle coolers and walk-in coolers and freezers and (2) the addition of special frankfurter warmer stands, ice machines, and ice storage bins and resulted in the local supplier's increasing its bid from $270,599 to $280,518.

In July 1961, the contracting officer, with the Board's approval, issued a change order authorizing the contractor to acquire the concession equipment at a total cost of $325,670, comprising (1) $293,423 for purchase of the equipment—the local suppliers's bid price of $290,518 plus an allowance of $2,905 for a performance bond—and (2) $32,247 for allowances to the contractor—a fee of $29,606 and an allowance of $2,641 for a performance bond and builder's risk insurance.

Equipment installation costs: In August 1961, a change order was issued authorizing the contractor to make certain modifications in the food-handling and other concession areas and to install the concession equipment. The change order was issued in the amount of $200,000 which was increased to $400,000 by a supplement dated October 9, 1961, to $750,000 by a supplement dated January 19, 1962, and to $858,977 by a supplement dated April 3, 1962.

The total modification and installation costs of $858,977—the amount of the contractor's price proposal—was about $647,000 more than the A–E project manager had estimated in January 1961. At that time the project manager had informed the Board that the installation costs would amount to about $212,000 for the "deluxe layout" provided for in the layout drawings furnished by the Board in October 1960 but that the costs undoubtedly would be lower for a normal layout. He explained that the high installation costs of $212,000 were attributable to the provision in the October 1960 equipment layout drawings for a greater amount of equipment than had been provided for by the A–E in the original plans. In February 1961, the A–E project manager confirmed his prior cost estimate. He stated that the additional equipment required modifications in the layout of the concession rooms and stands and the addition of several rooms.

In requesting the change order in the initial amount of $200,000 in August 1961, the contracting officer informed the Board that the contractor and its subcontractors had proceeded with the installation work but that, because of the numerous changes in the concession equipment, the contractor had been unable to assemble all the cost data necessary for the submission of a price proposal covering the electrical and plumbing installations. The mechanical subcontractor, in a letter to the contractor dated July 6, 1961, stated that it had proceeded with the plumbing and ventilation installations in accordance with the equipment layout drawings furnished in March 1961 but that most of these installations would have to be changed because of the revisions to the layout drawings furnished in July 1961. The records also showed that the electrical subcontractor had to make many changes in the electrical installations because of the July 1961 revisions to the layout drawings.

On November 15, 1961, the contractor submitted a price proposal of $858,977 for the modification work and installation of the equipment. The proposal showed that the major part of the price was for work performed by two subcontractors; $359,895 for the mechanical installations (plumbing, ventilation, etc.) and $362,301 for the electrical installations. In December 1961, the A–E project manager submitted to the Board an A–E's report which recommended that the contractor's proposed price of $858,977 be approved. The report showed that the contractor's proposed price had been evaluated by comparing it with an A–E cost estimate of $840,607. We believe that, since the work was substantially completed by the end of October 1961, the A–E should have evaluated the reasonableness of the contractor's proposed price on the basis of the contractor's actual costs. Neither the A–E's records nor the Armory Board's records, however,

evidence that any consideration had been given to requesting the contractor to submit cost data in support of its proposed price.

In justification of the high costs, the A–E's report stated:

"Construction was well along when the contractor was authorized to proceed. This meant that the contractor was required to cut numerous openings in floors and walls to install the utilities. Also, many changes were made in the equipment layout including the addition of various pieces of equipment which, in many cases, required the contractor to remove piping, conduit and wiring already installed, and reinstall in new locations. This was necessary since construction was proceeding rapidly and the installation of the utilities had to continue as the contractor could not be stopped or the stadium would not have been ready for football."

The A–E's report showed that its cost estimate of $840,607 comprised (1) about $508,000 applicable to the modification and installation work required by the equipment layout drawings furnished to the contractor in March 1961, after the Board had decided to purchase the equipment but before it had awarded the concession equipment and concessionaire contracts and (2) about $332,000 applicable to the work required by the revisions to the equipment layout drawings furnished to the contractor in July 1961 covering changes requested by the concessionaire and approved by the Board and to changes required by the Department of Public Health of the District of Columbia Government.

The A–E's records show that at least $102,000 of the cost of installing the concession equipment was due to the removal or modification of in-place mechanical and electrical installations that was required by the equipment layout drawings furnished to the contractor in March 1961 and to further changes in in-place installations that were required by the revisions to the equipment layout drawings furnished to the contractor in July 1961. The A–E project manager informed us that the cost of the changes in the in-place installations might have been much greater than the cost shown in the A–E's records. He stated that many of the changes would have been unnecessary if a concessionaire had been selected earlier and that, on several occasions during the development by the A–E of the original plans, he had advised the Board that a concessionaire should be selected so that its operating and equipment requirements could be considered during the development of the plans.

The Armory Board's records indicated that the Board had not been fully informed of the significant effect that the changes in the concession equipment and equipment layouts would have on the installation costs. At an Armory Board meeting on January 3, 1962, about 3 months after the installation work had been substantially completed, a Board member stated:

"Originally we thought it would cost $212,000; then we were told it will cost more, so we approved $200,000, making it $412,000. We have only been asked to approve $800,000 within the last couple of weeks.

"I think we should have been kept advised of the increases in costs * * *. I think we should have been advised as these changes were coming along * * *."

At the Board meeting, the A–E's project manager expressed the opinion that, had the A–E's original equipment and equipment layout plans been followed, the installation work would have cost about $212,000, the amount of his initial estimate in January 1961. The contracting officer also informed the Board that, if the Board had not been advised that the changes in the equipment and equipment layouts would result in increased installation costs, he may have been at fault. In June 1965, the A–E project manager informed us that, when he recommended the changes in equipment, he may have failed to advise the Board that the changes in the equipment and equipment layouts would require changes in the electrical and mechanical installations for servicing the equipment.

Changes because of nonconformance of construction plans with District building codes.—Change orders in the total amount of $612,000 were issued to the contractor to cover the estimated cost of work required by various changes in the construction plans and specifications to meet the requirements of the District's building codes. These changes were necessitated by the Armory Board's having solicited bids for the contract for the construction of the stadium before the construction plans and specifications had been finalized and before they had been submitted to the District's regulatory agencies for determination of whether they met the requirements of the various building codes.

The Armory Board's contract with the A–E dated December 9, 1959, required that the stadium be designed in accordance with the District of Columbia building codes and other pertinent regulations. On April 11, 1960, the A–E presented the construction plans and specifications to the Board. On May 20, 1960, about

1 month after bids had been solicited for a contract for the construction of the stadium, the Board submitted the plans and specifications to the Department of Licenses and Inspections, District of Columbia Government, for processing and approval.

In a memorandum to the contracting officer, dated July 18, 1960, the Department stated that, as of that date, only a cursory examination had been made of the construction plans and specifications because of their incompleteness and preliminary nature. The memorandum set forth a number of architectural, mechanical, and electrical items, however, which were considered to be critical and which needed to be added, revised, or shown in more detail before the plans could be processed further. Subsequently, the A–E made numerous changes in the construction plans and specifications to meet the requirements of the applicable building codes. On January 12, 1961, about 6 months after the construction contract had been awarded, the Department approved the plans and issued a permit for the construction of the stadium.

We were informed by an official of the Department of Licenses and Inspections that, had the Armory Board submitted the construction plans and specifications for review before soliciting bids for a construction contract, most of the changes that were subsequently made in the plans to conform with the building codes would have been brought to the attention of the contracting officer for inclusion in the plans and specifications on which the bids were solicited. For example, this official informed us that the plans provided for the use of fire-resistant plywood decking for the temporary fill-in platform stand which did not meet the building code requirements for fireproofing, which requires the use of noncombustible material. The District of Columbia Fire Marshal stated that, had this matter been referred to him when the plans were being developed, he would have ruled against the use of the fire-resistant plywood. As a result of the review, a change order was issued to provide for aluminum decking for the fill-in stand and for concrete supporting sills at a cost, under a competitively awarded subcontract, of about $130,000.

The Armory Board's records pertaining to the change orders that resulted from the review of the plans by the regulatory agencies indicated that the A–E attributed most of the changes to the interpretation of the building codes by those agencies. The A–E project manager stated that, at the time the stadium construction plans were being developed, the A–E could not possibly have known how the building codes would be interpreted by the regulatory agencies and could not have consulted with these agencies because the development of the plans were progressing too rapidly. He stated also that the A–E had prepared the plans in accordance with the national building code requirements. He stated further that the A–E had had only about 4 months in which to prepare the construction plans before they had to be made available to prospective bidders for bidding on the construction contract.

The Armory Board's records also showed that the contracting officer had informed the Board that he had advised the A–E at the start of the stadium project that the District's building codes were as rigid as those of any other place in the country. The records further showed that the A–E coordinator had assured the Board, at a meeting on October 5, 1959, that the stadium construction plans and specifications could be developed in 4 to 6 months and that the stadium could be constructed in less than 12 months thereafter. This meeting took place about 22 months before the stadium was required to be made available to the Redskins for the 1961 football season. Thus it appears that a period of about 4 months was available within which it should have been possible to have submitted the construction plans to the District's regulatory agencies for determination of the plans' conformance with the District's building codes. We are of the view that, even if there had not been sufficient time for submitting the construction plans to the regulatory agencies for review, the A–E should have consulted, during the preparation of the plans, with those agencies and obtained their views as to the code requirements. Such consultations might have resulted in avoiding issuing certain change orders that required changes in in-place construction.

By letter dated October 24, 1964, the Chairman of the Armory Board informed us that:

"The Board recognizes that the plans were not completely reviewed by District regulatory agencies until after the contract was let. However, the Board wishes to point out that time was of the essence in view of the lease agreement with the Redskins, and that a complete review of the plans by District agencies before awarding the contract would have, without question, rendered it impossible to have the Stadium ready for football in 1961. Although the review of the plans

resulted in certain changes, the Board feels that it obtained reasonable prices for the performance of the necessary work by the contractor."

The Chairman also stated that the Board had resisted certain changes required by the regulatory agencies because it believed that the agencies were being overly strict in their application of the various building codes.

With regard to the Chairman's statement that the Board felt that it had obtained reasonable prices for the performance of the necessary work by the contractor, our review disclosed certain deficiencies in the A–E's evaluations of certain of the contractor's price proposals.

Changes necessitated by revisions to construction plans.—Change orders in the total amount of about $451,000 were issued to the contractor to cover the cost of certain facilities and certain structural work that either had not been provided for or had not been correctly provided for in the stadium construction plans.

The construction plans did not provide for a sufficient number of rest rooms. Although the number of rest rooms in relation to the seating capacity of the stadium provided for in the plans compared favorably to the ratio of rest rooms to the seating capacity of other stadia throughout the country, the plans did hot provide for a sufficient number of rest rooms in the area where the movable seating stand would be located during the football season. The need for additional rest rooms in that area was brought to the attention of the Board by representatives of the Redskins. As a result, change orders were issued to provide 14 additional rest rooms at a cost, as estimated by the contracting officer, of about $220,000. The A–E project manager stated that the A–E, in preparing the construction plans, provided for rest rooms in the area where the movable stand would be located during the baseball season but had overlooked the fact that additional rest rooms would be needed in the area to which the stand would be moved during the football season.

Other items not provided for in the construction plans included a towing attachment to the movable seating stand, bracing of the stand to permit its movement, and a nonskid surface for the stand platform; concrete beams at the fifth level of the stadium for structural stability; and membrane waterproofing of concrete below ground level.

A change order was issued in the amount of about $114,000 to cover the cost of certain structural work—correction of beam and girder sizes, addition of concrete curbs and aisle steps, and encasement of steel columns—because the construction plans had not been developed in accordance with engineering requirements. In a report to the contracting officer dated June 29, 1962, the A–E stated that this change order was necessary because of revisions made to the construction plans as a result of its review of the plans after they had been made available to prospective bidders for bidding on the construction contract. The A–E stated also that there had not been sufficient time to completely review the plans before they had to be made available to prospective bidders so that the contract could be awarded and construction of the stadium completed by the beginning of the 1961 football season.

Change orders for items approved after solicitation of contract bids but prior to award of contract.—Change orders in the amount of about $115,000 were issued to the contractor for various items that had not been provided for in the contract awarded for the construction of the stadium. About a month after bids had been solicited for the construction contract, the Board approved certain changes in the stadium structure and the acquisition of certain facilities but, so that there would be no delay in the scheduled bid opening, did not amend the invitation for bids. Examples of the items provided for in the change orders are a third tier to the football press box, a sprinkler system for the playing field, and an incinerator for refuse.

Overtime costs.—The Board authorized the contractor to work overtime to ensure that the stadium would be substantially completed and available for use by the opening of the 1961 football season, as required by its agreement with the Redskins. A change order in the amount of $47,250 was issued to the contractor to cover the overtime costs.

According to the contracting officer, the contractor could not substantially complete the construction of the stadium by September 14, 1961, as required by the construction contract, without working overtime because of delays that had occurred due to the unusually severe weather conditions and other causes beyond his control. The overtime was authorized for work such as the placing of concrete in certain areas; mechanical, electrical, plumbing, and masonry work in one of the team rooms; and erection of temporary wooden barricades for the protection of spectators in areas where construction had not been completed.

By letter dated October 24, 1964, the Chairman of the Armory Board informed us that the Board agreed that the preferential and ideal manner of letting contracts is to include all the work in the original plans so that the entire job is subject to competitive bidding but stated that existing circumstances had precluded the inclusion of all work in the original stadium construction plans. The Chairman stated also that the Board, before entering into the architect-engineering and construction contracts, had undertaken the negotiation of agreements with the Senators and Redskins for the use of the stadium but had been unable to make progress with the Senators because it had not arrived at a firm decision to remain in Washington. He stated further that, to consummate an agreement with the Redskins, it had been necessary to agree to make the stadium available for use commencing with the 1961 football season because the Redskins' lease of Griffith Stadium had been due to expire at the end of the 1960 football season and would have had to be renewed for a 5-year term. The Chairman pointed out that, in view of the Board's agreement with the Redskins for the use of the stadium, time was of the essence and that a complete review of the plans by the District's regulatory agencies prior to soliciting bids and awarding the construction contract would have made it impossible to have made the stadium available for use by the Redskins by the beginning of the 1961 football season.

Conclusions.—The issuance of change orders in the amount of about $2.9 million was attributable largely to the Armory Board's solicitation of bids for a contract for the construction of the stadium before the construction plans and specifications had been finalized and before they had been reviewed and approved by District of Columbia Government regulatory agencies. The Board's primary reason for soliciting bids on the basis of the incomplete plans and specifications was its desire to expedite the initiation of construction so that the stadium would be substantially completed and available for use by the Redskins football team by October 1961.

Our review of the Armory Board's records and our discussions with officials of the former Senators baseball club, the former owner of Griffith Stadium, indicated that, although the Redskins' lease of Griffith Stadium had not provided for its renewal after the 1960 football season, the Redskins would have been able to arrange for the use of Griffith Stadium for the 1961 football season. Therefore, we believe that there was no apparent urgent need for the Board to enter into the agreement with the Redskins for use of the stadium commencing with the 1961 football season.

Officials of the Redskins informed us that, to the best of their recollection, the Redskins had not told the Armory Board that Griffith Stadium would have to be leased for a 5-year term after the 1960 football season and that the Redskins had not made any attempt to lease Griffith Stadium for the 1961 football season. Officials of the former owner of Griffith Stadium informed us that they had not told the Armory Board that the Redskins would have had to lease Griffith Stadium for a 5-year term and that, although the question had not arisen, they knew of no reason why they would not have leased the stadium to the Redskins for the 1961 football season. One of these officials pointed out that Griffith Stadium had been leased to the new Senators baseball club for the 1961 baseball season.

Had the Armory Board not agreed to make the stadium available to the Redskins by October 1961, the solicitation of bids for the construction contract could have been deferred until after (1) the Board had made a decision regarding the purchase of the concession equipment, (2) the A–E had incorporated all major requirements in the construction plans and specifications and had checked the plans and specifications to ensure their completeness and accuracy, and (3) the District's regulatory agencies had reviewed and approved the plans. The solicitation of bids based on finalized plans and specifications would have resulted in contracting for more of the work at the lowest prices obtainable under competitive bidding and in reducing the number of changes that had to be accomplished under change orders at prices based on the A–E's cost estimates, proposed price evaluations, and negotiations with the contractor. With respect to the change orders, our review identified certain deficiencies in the A–E's evaluation of the reasonableness of the contractor's proposed prices.

Armory Board comments.—The Chairman of the Armory Board in commenting by letter dated March 14, 1966, on our conclusion that there had been no urgent need to make the stadium available for use by the Redskins commencing with the 1961 football season, stated that it appeared that the Redskins probably could have leased Griffith Stadium for the 1961 football season and perhaps one or two seasons thereafter. He also stated that:

"The Board feels, however, that the determination made in 1958 and 1959 as to the need for the stadium in 1961 was not only a reasonable one but, indeed a necessary one under the circumstances as they appeared in those years."

The Chairman stated further that "the actions of the Armory Board must be judged from the standpoint of its understanding of the situation at the time of negotiation of the lease." He referred to certain discussions with, and public statements by, the owner of the Redskins, which apparently had a bearing on the Board's decision.

The Board's reason for agreeing to make the stadium available for use by the Redskins commencing with the 1961 football season was considered by us in arriving at our conclusion.

Architect-engineer project manager comments.—The A–E project manager, in his letter of March 1, 1966 stated that:

"* * * if certain sentences [in the draft report] were taken out of context, it would be possible to arrive at the conclusion that if all the items for which the change orders were issued had been included on the drawings and in the specifications at the time the project was originally issued to the bidders the amount of the original bid would have been the same. In other words, the items added would have no cost value had they not been added as change orders. This of course we all know is not the case, in fact your conclusion that the final cost of the stadium is much greater than it would have been had all the items been included, and no change orders required is also conjecture and cannot be proven either way."

The draft report pointed out that, of the total cost of constructing the stadium of $17,266,015, about $2.9 million, or about 17 percent, was incurred under change orders and expressed our belief that the performance of work under change orders tended to increase the stadium construction cost because of the absence of price competition; the necessity for the removal or modification of some in-place construction; and the engineering and administrative costs for developing change-order details, plans and specifications, and cost estimates and for negotiating change-order prices.

The Federal Government's contracting experience evidences that price competition generally results in lower costs. Also, the A–E's records show that the removal or modification of in-place construction necessitated by one change order amounted to over $100,000. Further, additional fees were allowed the A–E for the preparation of additional or revised plans and specifications required by the various change orders.

Deficiencies in evaluating change-order price proposals

The stadium construction contract provided for the approval of contract change orders of $25,000 or less by the contracting officer and of more than $25,000 by the Armory Board. The contracting officer's and the Armory Board's decisions as to the prices to be approved for the change orders were based largely on recommendations made by the A–E. The A–E, under its contract with the Armory Board, was responsible for preparing the change orders, the related revised drawings and specifications, cost estimates, and findings of fact.

The A–E's and the contracting officer's records showed that the contractor had submitted a price proposal for each change which generally was supported by a list of the required materials and, where appropriate, by subcontractors' price proposals. Subsequent to the submission of a contractor's price proposal, the A–E submitted a report to the contracting officer containing an evaluation of the proposed price and a recommendation as to the price that should be approved. Frequently the contractor was notified to proceed with the changes before it had submitted a price proposal and before the A–E had prepared a cost estimate. The contracting officer's records showed that he had informed the Board that this procedure was necessary for the construction of the stadium to proceed as scheduled.

Our selective review of change orders and the related A–E's records identified many changes for which the A–E's cost estimates and the contractor's price proposals did not contain sufficient detailed data to permit us to judge the effectiveness of the A–E's price evaluations or the reasonableness of the agreed-upon prices.

Contractor's price proposals and A–E's cost estimates were not supported by comparable detailed data.—As pointed out on page 12, the approved prices for the 234 change orders totaled about $2,953,000, compared with the A–E's cost estimates totaling about $2,990,000 and the contractor's price proposals totaling about $3,054,000.

The Board's contracting officer generally did not require that the cost estimates and contractor's price proposals submitted by the A–E be supported by breakdowns of the cost estimates and proposed prices showing, on a comparable basis, material quantities and unit prices, labor hours and rates, and other costs in sufficient detail to permit analyses to be made of the reasonableness of the agreed-upon prices. Although the amounts of the A–E's cost estimates could be compared with the amounts of the contractor's proposed prices, the lack of comparable detailed data did not permit our ascertaining the reasons for differences between the cost estimates and the proposed prices or judging the effectiveness of the A–E's price evaluations and negotiations.

The A–E project manager and another A–E official informed us that they had met with representatives of the contractor and its subcontractors to review and discuss certain change-order price proposals. These officials also stated that the reviews and discussions had resulted in some changes in the contractor's price proposals and/or in the A–E's cost estimates but that the details of such negotiations had not been documented.

A–E's cost estimates were high in relation to comparable estimates furnished by General Services Administration.—The A–E's records pertaining to its change-order cost estimates showed that many of the items constituting the changes had been priced on the basis of installed prices (a composite labor and material price) which were not readily susceptible of analysis or verification. We therefore requested the Estimates Division of the Public Buildings Service, General Services Administration (GSA), to furnish us with cost estimates for two samples of items selected on a sampling basis from the A–E's change-order cost estimates.

The first sample consisted of 100 items, such as electrical wire, conduit, concrete, and equipment, which were selected on a sampling basis from 2,800 items included in the A–E's cost estimates. Although the GSA furnished us with cost estimates for 85 of the items which were somewhat lower than the A–E's cost estimates, we considered the cost comparisons to be inconclusive as to the reasonableness of the A–E's cost estimates because of the difficulty encountered by GSA in estimating the labor hours required to perform the work at the time of the construction.

The second sample consisted of 50 material items selected on a sampling basis from 278 material items included in the A–E's change-order cost estimates. The GSA was able to furnish us with cost estimates, based on catalog price quotations in effect at the time of the inclusion of the items in the estimates, for 44 items of $18,170 compared with the A–E's cost estimates of $24,462, thus indicating that the A–E's cost estimates may have been overstated by $6,292, or about 26 percent. The GSA's and the A–E's cost estimates were the same for one item. The variances in the cost estimates for the other 43 items are summarized as follows:

Variations in cost estimates for addition items:	
A–E's estimates higher than GSA's estimates for 33 items	$7,771
A–E's estimates lower than GSA's estimates for 9 items	1,593
Total	6,178
Variations in cost estimates for deletion items:	
A–E's estimates lower than GSA's estimates for 3 items	427
A–E's higher than GSA's estimates for 5 items	313
Total	114
Net excess of A–E's cost estimates over GSA's cost estimates	6,292

A–E's cost estimates based on incorrect or unsupported data.—Our selective review of the A–E's records underlying its cost estimates for evaluating the contractor's price proposals for changes identified certain cost estimates that had been based on incorrect or unsupported data which had resulted in significant increases in most of these cost estimates. The change orders discussed below are illustrative of these defects.

1. The Armory Board approved the contractor's proposed price of about $859,000 for change order 70 for the installation of the concession equipment on the basis of the A–E's recommendation and the fact that the price was only about 2½ percent higher than the A–E's cost estimate of $841,000.

Our examination of the A–E's records underlying its cost estimate showed that the estimate had been overstated by about $85,000 as a result of pricing and

summarizing errors. Of the total overstatement, about $72,000 resulted from applying unit prices per yard to quantities of cable and wire that were stated in feet and about $13,000 resulted from including 54 bus duct hangers as 540 and 12,220 feet of conduit as 17,220. We also noted other errors in applying unit prices and summarizing material quantities, but the effect of these errors was not significant.

2. The Armory Board approved the contractor's proposed price of $119,000 for change order 42 covering certain mechanical revisions to conform with the District's building codes on the basis of the A–E's recommendation and its cost estimate of $120,000. Our review of the A–E's records underlying its cost estimate showed that they supported an initial estimated cost of only $67,000. The records showed further that the A–E had increased the cost estimate from $67,000 to $120,000 and that the contractor had reduced its proposed price from $127,000 to $119,000. The A–E's records, however, did not show the reasons for the increase of $53,000 in its cost estimate. The A–E informed us that a specific explanation could not be provided as to why the cost estimate had been increased, but stated that negotiations with the contractor had resulted in an agreement on a price of $119,000 and that they were not in the habit of preparing memoranda on the details of such negotiations.

3. The Armory Board approved the contractor's proposed price of $39,202 for change order 26 on the basis of the A–E's recommendation and its cost estimate of $39,378. Our review showed, however, that the cost estimate was overstated by about $6,400 as the result of an error of $4,320 in extending the cost of an item. The effect of the error was increased by allowances of $2,080 for related overhead and insurance costs and profit.

4. The A–E's estimating work sheets for certain other change-order cost estimates showed that the unit prices initially used in costing some of the items were later increased without any documentation of the reasons for the increases. For example, the electrical estimating work sheet for change order 70 showed that various unit prices had been increased, including the unit price (a composite labor and material price) for reworking 19,050 feet of pipe-heating cable which had been increased for $0.36 a foot to $1.22 a foot. The increase in the unit price resulted in the cost estimate's being increased from $6,858 to $23,241.

The A–E informed us that the reasons for increasing the unit prices could not be explained because of the lack of documentation. The A–E informed us also that the cost estimate for change order 70 for an electrical installation had been prepared by a former employee who had advised the subcontractor on the electrical installation. The former A–E employee informed us that he had estimated the labor costs on the basis of observations of the subcontractor's employees at work and that he had checked the prices of the more costly items with the subcontractor and found that the prices of certain items were higher in the Washington area than in other areas. He could not, however, inform us of the amount of the labor, material, and other costs that constituted the composite unit prices.

In our opinion, the A–E's cost estimates that were based on estimates for individual material items that appeared to be overstated to the extent indicated on page 36 and on incorrect or unsupported data, as discussed above, did not provide sound bases for evaluating the reasonableness of the contractor's change-order price proposals, for negotiating prices with the contractor, or for recommending prices for approval by the contracting officer or the Armory Board.

Allowances included in approved change-order prices for overhead, bond, and insurance costs and for profit.—The approved change-order prices included allowances for overhead, performance bond, and builder's risk insurance costs and for profit at percentages prescribed by the contracting officer. These allowances aggregated about $704,000 and were equivalent to about 24 percent of the approved change-order prices totaling about $2.9 million.

The approved prices for the change orders included, in addition to estimated labor and material and subcontract costs, allowances to the contractor (1) for work performed directly by it of (a) 10 percent of the estimated labor and material costs for overhead, (b) 0.9 percent of the estimated labor, material, and overhead costs for performance bond and builder's risk insurance costs, and (c) 10 percent of the estimated labor, material, overhead, and bond and insurance costs for profit, and (2) for work performed by subcontractors of (a) 0.9 percent of total estimated subcontract costs for performance bond and builder's risk insurance and (b) 10 percent of total estimated subcontract costs for overhead and profit. The subcontractors' estimated costs generally included an allowance for overhead of 10 percent of total estimated labor and material costs and an allowance for profit of 10 percent of total estimated costs.

We were informed by District procurement personnel that the percentages prescribed by the contracting officer for overhead and profit allowances on change orders were the maximum percentages usually allowed on District construction contracts. We also determined that the percentages were the same as the maximum percentages prescribed for contract changes by GSA. The allowance to the contractor of the maximum percentage for overhead and profit on work performed by its subcontractors, however, differs from GSA-prescribed policies which provide that the overhead and profit percentage allowable to a prime contractor on subcontracted work be dependent on the nature, extent, and complexity of the work and, in no event, exceed the maximum prescribed percentage. A GSA official informed us that in the case of a construction contract change order in an amount in excess of $30,000, GSA usually would review the change to determine whether an overhead and profit percentage lower than the prescribed maximum should be negotiated with the contractor.

Also, the allowance to the contractor of about $24,000 for performance bond and builder's risk insurance costs differs from GSA-prescribed policies which provide that the allowed overhead and profit percentage be considered to include bond and insurance costs. GSA policies provide also that social security and unemployment insurance taxes not be included in the base amounts on which overhead and profit are computed. The extent to which these costs might have been included in labor costs and overhead and profit allowed thereon was not determinable from the contractor's price proposals, the A–E's cost estimates, or the Armory Board's records.

The Board's contracting officer informed us that the A–E, under its contract with the Board, was responsible for evaluating the contractor's change-order price proposals, reaching agreement with the contractor on prices, and recommending prices for approval. He informed us also that his participation in the price evaluations and negotiations was limited because of his regular duties as Director of the Department of Buildings and Grounds. He also stated that he considered the data furnished by the A–E to be sufficient for an engineer of his ability to decide whether the recommended change-order price appeared to be proper for approval and that generally he had not attempted to evaluate the prices nor required the submission of the detailed data necessary for such evaluation.

We noted that the contracting officer had, in letters to the A–E, expressed concern about the numerous change orders that were either improperly prepared or contained obvious errors in calculations which necessitated their return to the A–E project manager for correction. The contracting officer had pointed out to the A–E that it was required, under its contract with the Armory Board, to provide him with all the engineering, inspection, and contract administration necessary for supporting him as contracting officer but that it had, because of its deficiencies in handling change orders and other matters, placed an unnecessary workload upon him.

Conclusions.—As discussed in the preceding sections, (1) many of the A–E's change order cost estimates and the contractor's change-order price proposals had not been supported by breakdowns of the estimates and of the proposed prices, respectively, (2) certain A–E's cost estimates had been based on incorrect or unsupported data, and (3) the A–E's price negotiations with the contractor had not been documented. We believe that the Board, because of the absence of price competition for changes under the construction contract, should have required (1) the contractor to submit price proposals containing breakdowns in sufficient detail to permit analysis as to the reasonableness of the prices, (2) the A–E to develop change-order cost estimates containing comparable cost breakdowns so as to be of maximum use in evaluating the contractor's proposed prices, and (3) the A–E to document its price evaluations and negotiations justifying the agreed-upon prices.

We believe also that the Armory Board should have required its contracting officer to review and determine the reasonableness of the A–E's evaluation of the contractor's change-order price proposals and negotiations of change-order prices. Although the Board is not subject to the Federal Procurement Regulations, we believe that it is pertinent to point out that our views regarding the responsibility for change-order price evaluations and negotiations are consistent with these regulations. Under the Federal Procurement Regulations, a Government contracting officer is responsible for all final price evaluations and negotiations. Although he may avail himself of the skills of specialists in negotiating contracts, he must thoroughly evaluate their advice.

Armory Board comments.—The Chairman of the Armory Board stated in his letter of March 14, 1966, that:

"* * * it is believed that certain observations should be made concerning the functions of the contracting officer. Neither the members nor the staff of the Armory Board has ever included anyone who is generally conversant in the construction field.

"After legislation was enacted authorizing the Board to construct a stadium, it was felt that the Board should have available to it the advice and service of a person with experience in construction work."

He stated also that, under an arrangement with the District of Columbia Government, the Director of Buildings and Grounds acted as the Board's contracting officer to ensure that all contracts were properly performed and to render any needed advice and assistance but that it was clear to the present Board that the Director of Buildings and Grounds was not performing the same functions that were normally performed by a contracting officer in connection with governmental construction. He stated further that:

"* * * under the circumstances existing in connection with the construction of the Stadium, where the professional services of Architect-Engineers had been retained, he [the Director of Buildings and Grounds] was called upon to make a detailed study of pricing data only in cases where the contractor's proposals were deemed by the Architect-Engineers to be unreasonable, and where the Architect-Engineers were unable to reconcile the matter with the contractor."

and that:

"Since it is the present Board's understanding that architect-engineers usually and normally render professional advice to their clients, it would not appear unreasonable that the clients should rely on their advice as to what are or are not reasonable prices in connection with change orders."

In our opinion, the Board's contracting with the A–E for evaluating the contractor's change-order price proposals and for reaching agreement with the contractor on prices did not relieve the Board of the responsibility of determining whether such contractual work was properly carried out. As previously stated, we believe that the Board should have required its contracting officer to review and evaluate the A–E's change-order pricing evaluations and negotiations.

Architect-engineer project manager comments.—The A–E project manager, in his letter of March 1, 1966, discussed in considerable detail the method used in evaluating the contractor's change-order price proposals and stated that it is the standard method used in private work and is considered a proper way of arriving at a reasonable and just price for the changes. He stated that:

"In all cases, I, as the project manager, was satisfied that a reasonable cost had been arrived at which was fair to both the Armory Board and the Contractor.

"To imply that the errors in calculations did in fact mean that the change orders were approved for greater amounts than otherwise would have been the case is not a fact."

He stated also that, when the A–E receives the contractor's price proposal for a change order, "he compares it with his estimate and if reasonably close, normally not over 10% higher if an addition or 10% lower if a deduction a change order is issued based on the contractor's price."

As pointed out on page 34, the lack of sufficient comparable detailed data in the A–E's cost estimates and in the contractor's price proposals and the lack of documentation relating to the A–E's price evaluations and negotiations did not permit us to judge the effectiveness of the price evaluations or the reasonableness of the negotiations. The fact that the contractor's proposed price for a change order was within 10 percent of the A–E's cost estimate does not necessarily support a conclusion that the contractor's proposed price was reasonable or acceptable. As pointed out on page 39, we are of the opinion that the A–E's change-order cost estimates that were based on incorrect or unsupported data did not provide a sound basis for evaluating the reasonableness of the contractor's change-order price proposals, for negotiating prices with the contractor, or for recommending prices for approval by the contracting officer or the Armory Board.

The A–E project manager, in commenting on quantity and pricing errors in certain cost estimates (see p. 37), stated that:

"* * * it [the draft report] shows that in an estimate that 54 bus duct hangers were erroneously shown as 540. This is admitted to be an error. However, the change from 12,220 feet of conduit which the report states was erroneously changed to 14,220 feet [the report states 17,220 feet] is incorrect. Checking the take-off it is found that if anything this amount should have been approximately 19,000 feet.

"* * * it [the draft report] indicates that yards were used as the quantity unit on some work sheets and that in the final estimate were changed to lineal

feet. This is correct as wire and conduit is always priced by the lineal foot and the original pricing was in error."

The A–E's estimating worksheets made available to us showed that the takeoff of the conduit footages from the construction plans totaled 12,220 feet but had been changed to 17,220 feet. We discussed this change with officials of The Osborn Company who stated that they were unable to explain the change and referred us to the A–E project manger. The A–E project manager informed us that he could not recall the specific reason for the change and that he generally relied on the A–E's mechanical and electrical engineers for such estimates. We, of course, cannot comment on the A–E project manager's statement regarding the possibility that the original takeoff of the conduit footages may have been incorrect.

In regard to the A–E project manager's indicating that the wire and cable had not been incorrectly priced, our examination indicated that unit prices per yard had been applied to quantities stated in feet. For example, one item of wire was priced at $1.17 a foot. The A–E's resident engineer at the stadium site during construction informed us that the price for this item could have been as low as 45 cents a foot. The Robert Snow Means Building Construction Cost Data Booklet, 1960, showed a price of 32 cents a foot for the same item. We discussed the pricing of this item with an electrical estimator of the Estimates Division, Public Buildings Service, GSA, who indicated that the price for the item in 1960 would probably have been about 38 cents a foot.

Acquisition of facilities of questionable need

The cost of the stadium included about $245,000 for the following facilities of questionable need: A pneumatic tube system, a radiant heating system, a tarpaulin machine, and various items of concession equipment.

Pneumatic tube system.—A pneumatic tube system, consisting of a number of airtight tubes for transporting tickets and change between the ticket booths and the central ticket office installed at a cost estimated by the A–E at about $75,000, has never been used by either the Senators or the Redskins.

The system had not been provided for in the original stadium design plans but, at the request of the Armory Board, was included in the construction plans on which bids for the construction contract were solicited. The Armory Board's records do not show the considerations that were given in determining the need for the system. The stadium manager informed us that the system, as a convenience for ticket sellers, had been recommended to him by personnel of another stadium.

We noted that the sending and receiving terminals of the system in the central ticket office had been partitioned off so that the system could not be used. At our request, the system was turned on. We observed that the system's power plant was very noisy and that, when the system was in operation, the ticket office personnel had difficulty hearing the telephones. We were informed that the noise could be reduced by soundproofing the ticket office and enclosing the terminals in glass. There is no apparent need for taking such measures, however, because neither the Senators nor the Redskins use the system. The Senators' ticket manager informed us that he did not use or need the system because he anticipates and provides for, in advance of ticket sales, the ticket and change needs at the various ticket booths. Also, the Redskins do not use the system because most tickets for its football games are sold before the beginning of the football season.

Radiant heating.—The radiant hot-water heating system installed in the concrete slab of an area in the lower deck stands that seat approximately 5,000 spectators has never been used.

The system consists of copper tubing embedded in the concrete slab and is designed for heating the slab to 70° F. when the outside temperature is 20° F. The system had not been provided for in the original stadium design plans but was added to the construction plans at the request of the Armory Board. The Armory Board's records show that in December 1959 the A–E project manager and the contracting officer met with the United States Secret Service to discuss the Presidential facilities to be installed in the stadium. The discussions included the suggestion that the Presidential facilities be expandable and that the Presidential area be protected from the elements and, if feasible, heated by radiant heat. As a result, the Armory Board approved the inclusion of radiant heating in the construction plans. The records do not show, however, the specific considerations which resulted in the installation of a system for heating an area which seats 5,000 spectators.

The records do not show what the system cost because it was installed under the construction contract and the A–E had not prepared a cost estimate when including it in the construction plans on which bids were solicited. The A–E project manager informed us, however, that the cost of the system and its installation might have amounted to as much as $100,000.

Tarpaulin machine.—The tarpaulin machine for spreading and rolling up tarpaulins for the baseball infield and the football playing field was purchased at a cost of $28,000. The tarpaulin machine, consists of a 180-foot aluminum tube around which the tarpaulins are rolled and is equipped with two electrical power units at each end of the tube, which are controlled by operators.

At a meeting of the Armory Board in January 1961, the stadium manager recommended the purchase of an automatic tarpaulin machine. He stated that an automatic tarpaulin machine had recently been purchased by another major league baseball club and that such a machine was being used at at least one other stadium. He reported that the management of the Senators baseball team had expressed a willingness to rent the machine starting in 1962 and that, under such an arrangement, the cost of the machine could be amortized over a 5- to 8-year period. The Board approved the purchase of the machine and authorized an additional expenditure of $3,700 to provide electrical outlets and other electrical facilities for the machine.

The Senators' grounds keeper informed us that the machine had not been rented or used because it was too large for the tarpaulin for the baseball diamond and using the machine would entail operating difficulties. The stadium's chief grounds keeper informed us that the machine had been used during the football season when the Board was responsible for the maintenance of the playing field. The A–E project manager informed us that he had not been in favor of the purchase of the machine.

Other equipment acquired but not used.—The Armory Board's records show that 74 special frankfurter warmer units and stands, acquired at a cost of about $28,000, had been in storage since 1962. The concessionaire told the Armory Board that the units did not meet his needs because they could be used only for warming frankfurters and not for cooking them.

Also, costs of about $10,500 were incurred for a number of frankfurter cookers and hot-chocolate warmers which had been partially fabricated before they were deleted from the contract for the purchase of the concession equipment. The records indicated that the items had been deleted from the contract after the Board learned that, under Department of Public Health regulations, their installation would require the installation of special ventilation which, for certain areas of the stadium, would result in substantially increasing the installation costs.

We suggested to the Board that, since our selective examination had identified some items of unused equipment, a survey be made to determine the existence of all property items which are not needed and which may be sold, particularly in view of the Board's need for funds to meet its loan repayment and interest requirements. The Chairman of the Armory Board informed us on March 14, 1966, that the Board agreed with this suggestion.

Cracking of concrete in stadium structure

The construction of the stadium was completed in April 1962. In 1963, cracking of sections of the concrete structure was noted and minor repairs were made by stadium maintenance personnel. By the spring of 1964, the cracking had spread and it became evident that the damage was more serious than initially had been believed. As of June 30, 1965, the Board had incurred repair costs of about $60,000. We were informed by the Secretary of the Board that the cost of repairing the damage could range from $100,000 to $150,000. In July 1964, the Board submitted a consulting engineers' report entitled "Damage to Concrete Structure, D.C. Stadium" to the Corporation Counsel, District of Columbia Government, for a determination as to whether responsibility for the cracking of the concrete could be fixed and, if so, the legal action that could be taken to recover the repair costs.

The stadium construction plans and specifications, as prepared by the A–E, provided for (1) the best grade of aluminum electrical conduit to be concealed in the finished parts of the building, (2) reinforcing steel to be embedded in the concrete slabs, and (3) concrete admixes to be used to facilitate cold-weather placing of concrete, when approved by the A–E. In a letter to the contractor dated December 14, 1960, the A–E project manager approved the use of calcium chloride, in liquid form, as an accelerating agent for concrete in an amount of not more than 2 percent by weight of the cement when the ambient temperature fell below 25° F. The test reports on the concrete showed that the percentage of

calcium chloride used had not exceeded 2 percent. The reports showed also that calcium chloride had been used in some concrete when the 2-day temperature ranged from 36° F. to 63° F. or from 32° F. to 51° F. and had also been used twice when the temperature ranged from 50° F. to 80° F.

The A–E project manager informed us that his approval of the use of calcium chloride meant that the contractor could use calcium chloride when there was a possibility that the temperature might go below 25° F. during the setting period. He informed us also that he had authorized the use of calcium chloride in a few instances when temperatures were high so that the concrete would set faster and enable the contractor to accelerate the removal of the forms and proceed with construction. He also stated that he had not been aware, when aluminum was specified for use, that embedding aluminum in concrete containing calcium chloride would cause a potential corrosion problem and that he had raised the question of cost and had been assured by the A–E electrical engineer that the installed cost of steel and aluminum was about the same.

In the spring of 1964, the Armory Board engaged a consulting engineer to make a preliminary survey of the damaged concrete areas. The consulting engineer, upon the conclusion of his survey, recommended that the Board engage three qualified engineers to make a detailed study of the damaged areas and submit recommendations for the correction of the damage. On April 15, 1964, the Board entered into a contract with the former consulting engineer and two other consulting engineers to (1) make a survey of the damages to the concrete structure, (2) recommend remedial measures, (3) predict future performance, and (4) submit findings of fact from which responsibility, if any, could be determined by the Armory Board and its counsel.

The three consulting engineers, in a report to the Armory Board dated July 20, 1964, concluded that:

1. The damage observed in the structural concrete of the stadium had been caused by the embedding of aluminum conduit in steel-reinforced concrete containing calcium chloride.
2. Due to exposure of the structural concrete to the weather, the damage would probably continue, but at a rate diminishing over the years.
3. A repair and maintenance program was considered feasible and necessary.
4. The stadium structure, after the establishment of the repair and maintenance program, would continue to perform satisfactorily.

The report stated, in part, that:

"Field examination revealed a pattern of damage uniform in nature and traceable to the runs of electric conduits * * *. The damage varied from substantial in some areas to minimum cracking and/or no visible defects. * * * In the main the damage was confined to slab areas * * *. The major exception occurs in the curbs and beams paralleling ramps where lighting for the ramps is mounted in the vertical beam faces. Horizontal cracking in these curbs and beams is evident, again traceable to conduit runs.

"Two core samples, #1 and #2, were taken adjacent to electric conduit runs in the concrete slabs. Sample #1 was taken adjacent to a severely damaged slab area while sample #2 was in a slab showing no cracking in the vicinity of the conduit. The analysis shows sample #1 contained 1.02% of calcium chloride while sample #2 contained 0.34% of calcium chloride. These quantities are expressed as a percentage of the cement content. Thus the higher percentage of calcium chloride was present in the sample where severe damage had occurred.

"The aluminum producers have followed two general areas of research in their efforts to find cause for corrosion problems of aluminum conduit in concrete. All agree that the presence of chlorides in concrete, regardless of source, together with the proximity or contact between the reinforcing steel and aluminum creates an environment favorable to corrosion of the aluminum."

The report also included a bibliography of research papers, brochures, and reports relating to aluminum-conduit corrosion.

The Board submitted the consulting engineers' report to the Corporation Counsel in July 1964 for a determination as to whether responsibility could be fixed for the cracking of the concrete in the stadium structure.

According to a memorandum of the Office of the Corporation Counsel, dated January 18, 1965, the A–E's electrical engineer, who designed and specified the electrical equipment for the stadium, informed the Corporation Counsel that he had never specified aluminum conduit before doing so in the construction plans and specifications for the stadium. He stated that one of his principal reasons for specifying aluminum conduit was to avoid a corrosion problem which he believed would develop from the use of steel conduit. He stated also that the

stadium's being an open structure, the concrete would be subjected to the elements and would, therefore, be more likely to remain somewhat moist long after it had set and that he believed that subjecting steel conduit to this moisture would create an environment that would eventually result in the steel's corroding or rusting. He stated further that he had not been aware at the time the stadium plans and specifications were prepared that embedding aluminum conduit in concrete containing calcium chloride would cause a potential corrosion problem.

The Corporation Counsel's consideration of the responsibility for the cracking of the concrete in the stadium structure resulted in the Armory Board's bringing suit, on March 14, 1966, in the United States District Court for the District of Columbia demanding judgment for the costs involved in repairing the cracking in the stadium structure against the members of the A–E, the manufacturer of the aluminum conduit, the supplier of the aluminum conduit, and the contractor for the stadium construction.

Cost of rearranging stadium seating substantially exceeded revenues from increased capacity

To provide increased seating capacity and better viewing at football games, a movable stand with about 6,200 seats, located along the third-base line during the baseball season, is moved to a position opposite to, and parallel with, the permanent stand along the first-base line during the football season and a temporary fill-in platform stand with about 4,300 seats is erected in the baseball-season location of the movable stand. (See app. III.) This seating rearrangement results in increasing the seating capacity from about 44,900 for baseball games to about 49,200 for football games, the approximate number and types of seats required to be provided during the regular football season under the Board's contract with the Redskins for the use of the stadium. We estimate that for the rearrangement of the seating from 1962 through 1964, the Armory Board incurred costs of about $36,500 in excess of the additional revenues that resulted from the increased seating capacity for the football games.

The concept of the movable stand and the fill-in platform stand was provided for in the original stadium design presented by Praeger-Kavanagh-Waterbury in its study report dated March 31, 1958. According to the study, the adoption of the proposed concept would furnish maximum seating capacity for multipurpose stadium use. Subsequently, a movable stand and a fill-in platform stand was provided for in the stadium construction plans and specifications on the basis of which the competitively bid construction contract was awarded. The Armory Board's records do not show the estimated cost of the movable and fill-in stands. Costs incurred under certain related change orders, however, totaled about $155,000. For example, the change in the decking for the temporary fill-in platform stand cost about $130,000.

The movable stand is mounted on a steel frame equipped with steel legs which rest on concrete pads when the stand is in position. The stand is also equipped with wheels. To move the stand, it is lowered by hydraulic jacks until the wheels rest on steel tracks along which it is towed by a tractor. The temporary fill-in stand is erected in the vacated baseball-season location of the movable stand. The erection of the fill-in stand involves the assembly of about 5,000 individual units. The fill-in stand consists of numerous frames and braces which are assembled on concrete footings to form the supporting structure; aluminum deck plates and railings installed on the structure; and seats mounted in units of 2, 3, or 4 on platforms which are fastened to the aluminum deck plates by clips attached to the plates. After the close of each football season, the fill-in stand is dismantled and the movable stand is moved back to its baseball-season position. According to the contracting officer, ordinary laborers can install the seats but skilled ironworkers are needed for erecting and dismantling the stand.

For the 1962–64 football seasons, the seating rearrangement was accomplished by a contractor selected on the basis of competitive bidding. The invitation for bids on a 3-year contract was sent to 30 prospective bidders and resulted in the receipt of two bids, one of $239,908 and the other of $96,340. On August 28, 1962, a 3-year contract for moving the movable stand and erecting and dismantling the fill-in stand was awarded to the low bidder. During the period of the contract, three change orders in the total amount of $6,321 were issued to the contractor for overtime work required to accelerate the completion of the annual seating rearrangements. The cost of the seating rearrangements during the 3-year period amounted to $102,661, or about $34,200 annually. The stadium manager informed the Board that the annual cost of moving the movable stand amounted to about $3,250. Thus it appears that the cost of erecting and dismantling the temporary fill-in stand amounted to about $31,000 annually.

We estimate that, during the 3-year period, the cost of the seating rearrangements was about $36,500 in excess of the additional revenues of about $66,100 that resulted from the increased seating capacity. During the 3-year period, the fill-in stand was in place for 19 professional football games. The estimated additional revenues consisted of rental income of $46,200, parking fees of $9,400, and concession commissions of $10,500. The estimated additional rental income was computed on the basis of the prescribed rental rate—12 percent of admission fees—and the admission fees applicable to the fill-in stand. The estimated additional parking fees and concession commissions were computed on the basis of the average fee and commission per admission and the number of seats in the fill-in stand.

We noted that some football games had been played with the movable stand in the baseball-season position. For the Redskins exhibition games in August 1963 and 1964, the movable stand was left in the baseball-season position and a temporary stand was erected with a seating capacity of about 1,000. Also, for the first league game of the 1964 football season, the movable stand was left in the baseball-season position. For that game, 2,378 temporary seats were rented and erected in the football-season position of the movable stand at a total cost of $1,189 or $0.50 a seat compared with a seating rearrangement cost of about $1.30 a seat, of which about $1.17 was applicable to the erection and dismantling of the temporary fill-in platform stand.

Conclusion.—In view of the high annual cost of erecting and dismantling the temporary fill-in platform stand and the need for all practical measures for keeping stadium operating costs at a minimum, we suggested to the Armory Board that consideration be given to determining whether a less costly method for erecting and dismantling the fill-in stand could be devised. The Chairman of the Armory Board informed us on March 14, 1966, that the Board agreed that economic and engineering surveys should be made for determining whether there may be practical alternatives for erecting and dismantling the fill-in stand.

Architect-engineer fees

The contracts for the A–E services provided for fees totaling $711,369 comprising $27,500 for making an engineering and economic feasibility study, $29,372 for making a foundation investigation, $473,890 for preparing preliminary and construction plans and specifications, and $180,607 for supervising construction of the stadium. The total fees of $654,497 for preparing the plans and supervising construction are equivalent to 3.78 percent of the stadium construction cost of $17,266,015. A schedule of the A–E fees is included as appendix II of this report.

Engineering and economic feasibility study.—In November 1957, the Armory Board engaged Praeger-Kavanagh-Waterbury, Architect-Engineers, to determine the engineering and economic feasibility of constucting a stadium. On March 31, 1958, the firm submitted to the Board its report which set forth a plan for financing and constructing a stadium and related facilities. (See p. 8.) On July 28, 1958, the District of Columbia Stadium Act of 1957 was amended by Public Law 85–561 (72 Stat. 421) which provided, among other things, that the stadium be built substantially in accordance with the plans contained in the Praeger-Kavanagh-Waterbury study report.

Preparation of preliminary plans and specifications.—On December 2, 1958, the Board entered into a contract with a syndicate of architect-engineers comprising George L. Dahl, Ewin Engineering Associates, The Osborn Company, and Praeger-Kavanagh-Waterbury for designing the stadium and supervising its construction. The contract provided for three phases of work categorized as: Article I, Preliminary; Article II, Construction Drawings; and Article III, Construction Supervision. The contract provided also for the payment of a fee of $80,000 for the preparation of preliminary plans and specifications and a cost estimate and, upon the completion of those services, for the negotiation of a fee for the preparation of the construction plans and specifications and for supervision of the construction. The Armory Board's records show that the syndicate had suggested a fee of $100,000 but had agreed, during the negotiations, to accept a fee of $80,000. In May 1959, the Board approved the preliminary plans and specifications submitted by the syndicate which provided for the construction of a stadium at an estimated construction cost of $8,280,000. For these services the syndicate was paid the agreed-upon fee of $80,000.

At a meeting on September 16, 1959, the Armory Board, acting on the recommendation of its contracting officer, terminated the contract with the syndicate. The contracting officer stated that, on the basis of his experience in working with the syndicate on the preliminary plans and specifications and the difficulties

encountered in that phase of the work, it appeared that the best interests of the Board in proceeding with actual construction would warrant obtaining the services of some other group of architect-engineers.

The Armory Board's records showed that certain requirements of the former Senators and of the Redskins—the prospective stadium occupants—had been provided for in the preliminary plans. For example, the following statement regarding the teams' requirements was made by a Board member at the Board meeting on January 15, 1959:

"* * * since the last meeting, the Syndicate had been working over the preliminary plans of the Stadium, making changes in certain areas to conform with those suggestions from Mr. Calvin Griffith and Mr. George Marshall as had been approved by the Board."

And at a later meeting on August 17, 1959, a Board member stated:

"We have certainly done everything—and more—that could be done for both clubs, * * *, even to the point of adding over a million dollars to the cost of the structure to satisfy their requirements . . . of course it will be a better stadium that will be built than the originally planned one—but nevertheless, we have even done that in an effort to negotiate contracts with them."

At a meeting on September 25, 1959, the Board, after discussions of the items that had been provided for in the preliminary plans at the suggestion of the prospective stadium occupants, unanimously agreed that the plans would be retained and that the stadium would be constructed in accordance with those plans. The Board invited three of the members of the former syndicate; namely, Dahl, Ewin, and Osborn, to a Board meeting on October 5, 1959, and requested their views as to whether the Board should proceed with the construction of the stadium based on the preliminary plans. The three members recommended that the stadium be built according to those plans.

Preparation of construction plans and specifications.—The Board decided to engage Dahl, Ewin, and Osborn to prepare construction plans and specifications, subject to the fees and other details being worked out between them and the Board's contracting officer. On October 22, 1959, the three firms (the A–E) signed a contract for the preparation of the construction plans and specifications for the stadium and for the supervision of its construction. The contract provided for the preparation of construction plans substantially in accordance with the preliminary plans.

Subsequently the Board authorized the A–E to provide in the construction plans for more seating along the first- and third-base lines for baseball while maintaining 60 percent of the seats along the sidelines for football and for more roof area so that a greater number of seats would be under cover, as suggested by the prospective stadium occupants. The Board authorized the A–E also to provide in the construction plans for a circular exterior of the stadium to comply with the recommendation of the Commission of Fine Arts.

The Armory Board signed the contract on December 9, 1959, after interim financing of the stadium had been arranged. The contract provided for a fee of $415,000, comprising (1) $280,000 for preparing the construction plans and specifications—equivalent to 4 percent of the revised estimated construction cost of $9 million less the fee of $80,000 previously paid to the syndicate for the preliminary plans—and (2) $135,000 for supervising construction—equivalent to 1.5 percent of the revised estimated construction cost. The contract provided also for an additional fee of $2,000 a month for time extensions beyond the scheduled construction completion date. Subsequently, the Armory Board approved nine change orders providing for additional fees totaling $159,497, comprising $48,000 for the preparation of revised preliminary plans, $65,890 for the preparation of additional or revised construction plans and specifications, and $45,607 for supervision of the construction of added features.

Additional fee for preparation of preliminary plans: A change order was issued to the A–E for a fee of $48,000 for the preparation of preliminary plans for the stadium.

In a letter dated May 24, 1960, the A–E project manager requested a fee of $60,000 for the preparation of an almost completely new set of preliminary plans. He stated that the changes in the overall layout of the stadium to provide for more seating along the first- and third-base lines for baseball and for more roof area so that a greater number of seats would be under cover required that another set of preliminary drawings be prepared since these changes made the original set practially obsolete. He stated further that:

"The result of making these changes has, however, increased the design costs far in excess of those on which our proposal was based and we are asking con-

sideration of a request for an additional fee in the amount of $60,000.00 to at least partially compensate us for the extra cost which was entailed in the preparation of almost a complete new set of preliminary drawings and for the increased design cost of the more complicated structure."

The negotiation records pertaining to the A–E's request for a fee of $60,000 for preparing an almost completely new set of preliminary plans showed that the contracting officer had estimated that only 40 percent of the original preliminary plans were usable and that he had recommended a fee of $48,000—equivalent to 60 percent of the fee that had been paid for the original plans—which the A–E agreed to accept and which the Board approved.

Additional fees for preparation of construction plans and specifications: Seven change orders were issued to the A–E for fees totaling $65,890 for additional or revised plans and specifications required by the Board's authorization of additional or modified features subsequent to its approval in April 1960 of the construction plans and specifications.

On April 27, 1961, the A–E submitted a request to the Board for a further fee of $150,000 computed on the basis of the increase in the construction cost of the stadium from the estimated cost of $9 million to the construction contract cost of $14.8 million. The contracting officer rejected the request, stating that it was "not possible to adjust the architect-engineering fee on the basis of an increase in construction cost." He stated further that "any increase in fee must be based upon increased services or changes in scope * * *." We noted that, in almost all cases, the additional fees allowed the A–E had been based on the estimated cost of the man-hours of work required to prepare the additional or revised plans and specifications.

Additional fees for supervision of construction: Two change orders were issued to the A–E for additional fees, totaling $45,607. Of these additional fees, $29,940 was for supervision of the construction of new features that had been added to the stadium and $15,667 was for supervision of construction during the extension of the construction period beyond September 14, 1961.

The Board's records show that the A–E submitted a request for an additional fee of $87,000 for supervision of construction computed on the basis of the increase in the cost of the stadium from the estimated cost of $9 million to the construction contract cost of $14.8 million. The contracting officer advised the A–E project manager that an increase in the supervisory fee could not be allowed because the request for the additional fee had not been submitted within the 30-day limitation specified in the A–E contract. He advised the project manager also that the only justifiable basis for an increase in the supervisory fee was additional services required by various change orders providing for additional features, excepting those change orders prividing for changes necessary to conform to the requirements of the District regulatory agencies other than for the change in the decking of the temporary fill-in stand. He advised the project manager further that an additional fee would be allowed at the rate of 1.5 per-cent of the cost of the changes, the rate allowed in the negotiation of the contract fee.

The contracting officer determined that, on the basis of an analysis of the change orders that had been issued or prepared to December 12, 1961, an additional supervisory fee was warranted for changes costing about $1.9 million and approved an additional fee of $28,100, computed at the rate of 1.5 percent of those costs.

The A–E project manager, on July 2, 1963, requested a further additional fee of $2,330 for supervision of construction changes made subsequent to December 12, 1961. On the basis of an analysis of the change orders, the contracting officer approved an additional fee of $1,840, equivalent to 1.5 percent of the cost of certain changes totaling about $123,000.

The contracting officer approved also an additional fee of $12,000 for supervision of construction during the 6-month extension of the construction period from September 14, 1961, to March 15, 1962, and an additional fee of $3,667 for supervision, subsequent to March 15, 1962. The allowance of these additional fees for supervisory services rendered subsequent to September 14, 1961, was provided for in the A–E's contract with the Board.

69–796—66——7

APPENDIXES

APPENDIX I

Members of the District of Columbia Armory Board responsible for activities discussed in this report

	Tenure of office	
	From	To
Armory Board chairman:		
George F. Shea	October 1954	April 1960
Robert E. McLaughlin (acting)	April 1960	June 1960
Floyd D. Akers	June 1960	March 1961
James F. Reilly	April 1961	October 1961
Francis J. Kane	October 1961	Present
Armory Board members:		
Maj. Gen. William H. Abendroth	July 1949	Present
Robert E. McLaughlin	June 1956	March 1961
Walter N. Tobriner	March 1961	Present

APPENDIX II

Architect-engineer fees, District of Columbia Stadium

Architect-engineer agreements	Engineering and economic feasibility study	Preliminary plans and outline specifications	Construction drawings and specifications	Supervision of construction	Foundation investigation	Total
Agreement dated Nov. 15, 1957, with Praeger-Kavanagh-Waterbury	$27,500					$27,500
Agreement dated Dec. 2, 1958, with Dahl, Ewin, Osborn, and Praeger-Kavanagh-Waterbury		$80,000				80,000
Agreement dated Dec. 9, 1959, with Dahl, Ewin, & Osborn			$280,000	$135,000	$29,372	444,372
Change orders to the agreement		48,000	65,890	45,607		159,497
Total	27,500	128,000	345,890	180,607	29,372	711,369

APPENDIX III

SKETCH SHOWING

THE LOWER DECK SEATING ARRANGEMENTS

FOR FOOTBALL AND BASEBALL

FOOTBALL-SEASON POSITION BASEBALL-SEASON POSITION

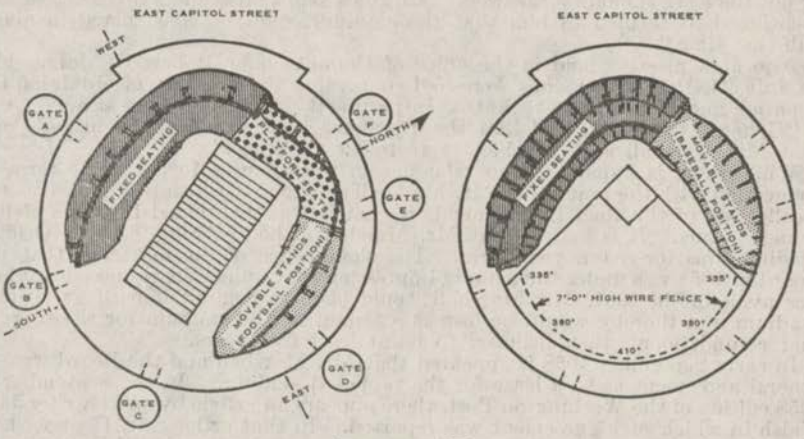

APPENDIX IV

DISTRICT OF COLUMBIA ARMORY BOARD,
Washington, D.C., March 14, 1966.

MR. O. D. MCDOWELL,
Assistant Director, United States General Accounting Office, Civil Accounting and Auditing Division, Washington, D.C. 20548

DEAR MR. MCDOWELL: Attached are the comments of the District of Columbia Armory Board on your December, 1965 draft of the proposed Report to the Congress of the United States on the District of Columbia Stadium by the United States General Accounting Office.

Sincerely yours,

FRANCIS J. KANE, *Chairman.*

DISTRICT OF COLUMBIA ARMORY BOARD

COMMENTS OF THE DISTRICT OF COLUMBIA ARMORY BOARD ON THE DECEMBER 1965 DRAFT OF THE PROPOSED REPORT TO THE CONGRESS OF THE UNITED STATES ON THE DISTRICT OF COLUMBIA STADIUM BY THE U.S. GENERAL ACCOUNTING OFFICE

I. Lease with Washington Redskins

In connection with the lease agreement with the Washington Redskins, the report concludes that there was not "* * * an urgent need for the Board having agreed to a lease provision for the occupancy of the District of Columbia Stadium commencing with the 1961 football season." The report correctly points out that, because of the commencement date of the Redskin lease, many items were provided for by way of change orders which otherwise could have been included

in the original plans and specifications and, accordingly, subjected to competitive bidding.

On page 33 of the report, it is stated that, based on discussions between representatives of the General Accounting Office and representatives of the Redskins and Senators, you conclude that the Redskins would have been able to lease Griffith Stadium for the 1961 football season and that the circumstances did not indicate an urgent need for the Board to agree to a provision for occupancy by the Redskins in 1961. Whether or not it later developed that Griffith Stadium was available to the Redskins in 1961, the actions of the Armory Board must be judged from the standpoint of its understanding of the situation at the time of negotiation of the lease.

At a meeting of the Armory Board held on March 30, 1958, at the Congressional Hotel, various matters involving the then-proposed stadium were discussed. Mr. George Marshall of the Redskins was present. The minutes for that meeting reflect the following:

"Mr. Marshall asked if Praeger-Kavanagh-Waterbury had stated in their report the length of time which might be involved in construction and said that his present lease expires in 1960 so that he would have to know in 1959 whether or not the lease should be renewed. Mr. Shea said that while a 3-year term was mentioned, it seemed to him that the stadium could be constructed in about half that time."

Also at a meeting held in the office of Commissioner Robert E. McLaughlin on July 24, 1958, discussions were had concerning the prospect of obtaining the Senators and Redskins as tenants. In pertinent part the minutes state:

"General Abendroth said that the Redskins' lease would expire in 1960 and that Mr. Marshall is very reluctant to renew the lease."

While there is apparently no reference in the minutes to a specific term in connection with the renewal of Mr. Marshall's lease at Griffith Stadium, it is the recollection of the then Board members that it was mentioned in terms of five or more years. It is known that Mr. Marshall's then existing lease at Griffith Stadium was for a ten year term. The significance of the matter is that the Board in 1958 was under the definite impression that unless the proposed stadium was available in 1961, Mr. Marshall would have to commit himself at Griffith Stadium and thereby would be lost as a tenant at the stadium for the term of that committment, then believed to be at least five years.

In early September 1958 it appeared that Mr. Marshall and the Board were in general agreement as to a lease for the proposed stadium. In the September 3, 1958 edition of the Washington Post, there appears an article by sportswriter Jack Walsh in which such agreement was reported. In that article Mr. George Shea, the then Chairman of the Armory Board, was quoted as stating that the target date for completion of the stadium was late 1960 or early 1961. Thereafter discussions as to specific terms of a lease were undertaken. The early drafts of the proposed lease all reflect that the commencement of the lease term would be the 1961 football season.

During 1959, negotiations with the Redskins bogged down. The April 1, 1959 edition of the Washington Post contains an article by Jack Walsh in which Mr. Marshall was reported as being concerned with whether the stadium would be built.

In the article Mr. Marshall is quoted as follows:

"I'm interested in keeping the Redskins in Washington. If the stadium isn't going to be built I guess I'll have to renew my lease at Griffith Stadium. It expires in 1960."

Again in the April 9, 1959 edition of that paper Mr. Marshall was quoted as saying that he would sign a lease for the stadium provided he had assurance that the stadium would be built by 1961. On that same day the Washington Star reported that Mr. Marshall had expressed the fear that his team would have no place to play after his lease at Griffith Stadium expired. The October 6, 1959 edition of the Washington Daily News contained an article in which Mr. Marshall was again reported as being concerned about where he would play after 1960 and to have expressed the view that if the Senators moved, Griffith Stadium would be torn down.

The Board of course recognizes that from this vantage point in time it appears that, since Griffith Stadium was not sold immediately after the Senators left Washington in 1960, and was available for a period of time thereafter, the Redskins could probably have leased it for the 1961 football season and perhaps for one or two seasons thereafter. The Board feels, however, that the determination made in 1958 and 1959 as to the need for the stadium in 1961 was not only

a reasonable one but, indeed a necessary one under the circumstances as they appeared in those years. Further, at a meeting on October 5, 1959, the Architect-Engineers assured the Board that the stadium could be ready for occupancy by April 1, 1961 barring unforeseen circumstances.

II. Concession Equipment

The matters set forth in the report relating to the procurement and installation of concession equipment are accurate. However, the Board feels that some statements require amplification.

The report correctly points out that the ultimate cost of installation was substantially higher than the original estimate, and that the Board was not aware that such an increase would be involved. The increase over the original estimate appears to be mainly attributable to the following factors:

1. The original estimate was low.
2. The installation required redoing a substantial amount of work already completed.
3. During the course of installation, the Health Department required certain unanticipated additional features such as wash basins, drip pans and a different method of venting.

At the referenced Board meeting in January 1962, members of the Board stated that they felt that the Board had not been kept abreast of the increases in cost. While the Contracting Officer volunteered that if that were the case, it was probably his fault, the Board as presently constituted believes that, under the circumstances, the Contracting Officer was prospectively unaware of the amount by which costs would be increased in connection with the redoing of completed work and in satisfying the requirements of the Health Department, and that the then-membership of the Armory Board was also unaware of such increase in costs.

While the effort to accommodate the concessionaire by providing the type of equipment it requested caused an increase in the cost of furnishing concession equipment, the Board feels that it should be noted that monetary returns through 1965 under the concession agreement have exceeded the total cost of such equipment.

III. Evaluation of Price Proposals for Change Orders

In connection with the findings and conclusions relating to the pricing of change orders, it is believed that certain observations should be made concerning the functions of the contracting officer. Neither the members nor the staff of the Armory Board has ever included anyone who is generally conversant in the construction field.

After legislation was enacted authorizing the Board to construct a stadium, it was felt that the Board should have available to it the advice and service of a person with experience in construction work. At a Board meeting held on November 7, 1958, the minutes reflect that the following took place:

"Commissioner McLaughlin then told the meeting that since the Board had agreed—in previous discussions—upon the desirability of the Army Board securing consulting engineer services during the construction of the Stadium, he would like to recommend that the Armory Board select Mr. Blaser of the District Government engineering division. The Commissioner went on to say that when the services of any employee of the engineering division are made available to another agency, the engineering division is compensated for the time the employee spends on that work—through an accounting adjustment. Commissioner McLaughlin further said that since the Act authorizes the Armory Board to enter into contracts with Federal and District Government agencies, the Board could legally designate Mr. Blaser as their consulting engineer."

Thereafter the following resolution was adopted:

"RESOLVED: That a contract be negotiated between the D.C. Armory Board and the District of Columbia Government for the District of Columbia engineering consultation services in connection with the construction of the D.C. Stadium pursuant to the terms of Public Law No. 85–561."

On December 23, 1958, the Board of Commissioners authorized the Director of Buildings & Grounds, Mr. Blaser, to perform services for the Armory Board, subject to the condition that the scope of his services, responsibilities and authority be reduced to writing, signed by the Armory Board and by the Director, and be approved by the Engineer Commissioner, D.C.

On January 15, 1959, the scope of authority of the contracting officer was reduced to writing and signed by those concerned. That document provides as follows:

"1. Armory Board: The Armory Board shall:

A. Approve all original contract, both architect-engineer and construction.

B. Approve all changes in scope of work for both architect-engineer and construction contracts.

C. Approve all change orders for which the dollar amount is in excess of $25,000, delegating to the Contracting Officer authority to approve all change orders involving up to and including $25,000.

D. Issue no instructions or approvals directly to either architect-engineers or construction contractors under any contract concerning the District of Columbia Stadium. Any instruction which the Armory Board wishes to issue to any contractor will be released through the Contracting Officer.

2. Contracting Officer: The Contracting Officer shall:

A. Be directly responsible to the Armory Board, executing its instructions strictly in accordance with the provisions of architect-engineer and construction contractor contracts. Instructions of the Armory Board to the Contracting Officer which revise the scope of work, price, or other provisions of any contract shall be in writing.

B. Endeavor to assure that all contractors observe all the provisions of all contracts.

C. Approve for all contracts all change orders involving up to and including $25,000."

It is clear to the present Board, that while denominated "Contracting Officer," Mr. Blaser was not, under this arrangement, performing the same functions as are normally performed by a contracting officer in connection with governmental construction; but was, instead, to act for the Board to assure that all contracts were properly performed and render to the Board any needed advice and assistance. The preparation of plans and specifications and the daily and detailed supervision of construction work was committed to, and was actually provided by, professional architect-engineers. The contract with the architect-engineers provided that they would prepare all change orders and furnish to the Armory Board with each of them an independent estimate of cost. This understanding by the Board is supported by the statement of Mr. Noble Herzberg on page 6 of his letter of March 1, 1966 to the United States General Accounting Office, a copy of which has been made available to the Board. Mr. Herzberg states:

"On page 49 of the report it indicates that the contracting officer was negligent of his duties in evaluating the costs of change orders, and should have had all estimates checked by another group. In the contract with the Architect-Engineer on the D.C. Stadium, the Architect-Engineer was definitely given the duty and I feel it was our responsibility the same as on any private construction project. If the Armory Board did not consider the Architect-Engineer competent to do this work, they should not have been employed to do the design in the first place."

As described by Mr. Herzberg, the procedure was that in all cases where the contractor's proposal fell within a reasonable range of the Architect-Engineers' estimate, he, on behalf of the Architect-Engineers, recommended that the contractor's proposal be accepted. In other cases, the Architect-Engineers attempted, through discussions with the contractor and with the sub-contractors, to reach an acceptable price. Mr. Herzberg states that in the latter situation itemized breakdowns were requested for the purpose of comparison. He also states that records of negotiations were not made, but that the results would be reflected either in amendment of the contractor's proposal or amendment of the Architect-Engineers' estimate. This, states Mr. Herzberg, is the customary practice in the architect-engineering field.

In connection with construction supervision, the Architect-Engineers furnished a project manager and certain construction inspectors. The project manager who was the representative of the Architect-Engineers in contacts with the Contracting Officer and the Armory Board, commuted between Washington and his home office in Cleveland, Ohio.

Mr. Blaser states that the Project Manager's duties did not require his presence at all times at the project site and that he was in the District at least one-third of the overall construction period, but that inspectors and other supervisory personnel provided by the Architect-Engineers were at the job site during the entire construction period and that many mechanical and electrical engineers came on numerous occasions from the home office to the site.

It is the present Board's understanding that the result of combining, in connection with the construction supervision, the services of an architect-engineer and the services of the Director of the Department of Buildings and Grounds as a

contracting officer, was that there were available to the latter the services usually performed by an architect-engineer, including such services in connection with the calculation of and advice relative to the costs of change orders. Since it is the present Board's understanding that architect-engineers usually and normally render professional advice to their clients, it would not appear unreasonable that the clients should rely on their advice as to what are or are not reasonable prices in connection with change orders. Before approving change order prices or, as to items in excess of $25,000, making recommendations to the Armory Board, the Contracting Officer had before him the contractor's proposal, an itemized estimate prepared by the Architect-Engineers and the recommendation of the Architect-Engineers. The present Board is advised by the Contracting Officer that it always was his view that other than making a general view of the pricing data, it was not considered necessary to personally redo the estimating work by way of checking the plans for quantity take-offs, et cetera.

Mr. Blaser advises that the statement set forth in the report relating to the use of specialists by a Government contracting officer appears sound on its face and is true in usual government contract procedures; however, under the circumstances existing in connection with the construction of the Stadium, where the professional services of Architect-Engineers had been retained, he was called upon to make a detailed study of pricing data only in cases where the contractor's proposals were deemed by the Architect-Engineers to be unreasonable, and where the Architect-Engineers were unable to reconcile the matter with the contractor.

In connection with that part of the report relating to discrepancies or to quantities and unit costs used in estimates, the Board notes that Mr. Herzberg agrees that certain of the cited discrepancies were, in fact, errors; but that he disagrees as to the others. So that determinations may be made as to any possible liability, the Board would appreciate being advised as to whether you find Mr. Herzberg's statements to be correct.

In connection with overhead and profit allowances, the contracting officer has advised the Board as follows:

"During the past several years Federal agencies supervising construction have been contacted on several occasions to ascertain percentage mark-ups they utilized for overhead and profit. Information obtained indicated those used on stadium work were consistent with Federal usage on similar work. In January 1965, a representative of GSA verbally informed the Director of Buildings and Grounds that that agency did not vary up or down from those cited in GSA's standard General Conditions: 10% for each overhead and profit to subcontractors and/or to the contractor for work performed with his own forces, and 10% commission to the contractor on work performed by other than his own forces. A representative of another Federal agency verbally indicated that that agency utilized 15% for overhead in some instances."

IV. Questionable Facilities

A pneumatic tube system was included in the Stadium construction because it was believed that it would supply a useful service in a modern stadium. It was learned that such systems had been beneficially used in other stadia by affording assistance to outlying ticket booth cashiers and also as providing a security factor in connection with possible thefts. While the tenants at the Stadium are not presently using the system, the Board is of the opinion that the inclusion of the system in the design of a modern stadium was proper.

The radiant heating system was installed under the belief that it was desirable as part of the Presidential facilities. The Board recognizes that the system has not up to this time been used, and that the installation probably involves an area greater than that which would be required for a Presidential party.

Tarpaulin machines had been found to be in use at the Minneapolis, the Milwaukee and the Pittsburgh stadia, and to have operated very satisfactorily. A recent check of other stadia reveals that they still use these machines to advantage. It is conceded that, although the machine has been used during the football season, the Senators have not made use of it. The Senators have, however, indicated in recent discussions that they will reconsider making use of this machine.

The report concludes that a property survey should be made and that unused equipment for which no need exists should be sold. The Board is in agreement with this recommendation. Indeed, it should be noted that efforts have been made in the past to sell unneeded property. Specifically, such efforts have been directed to the disposal of the frankfurter-bun warmers, and it is indicated that a sale of these items may be consummated.

V. Cost of Rearranging Stadium Seating

The Board finds that the report is accurate in connection with the cost of rearranging stadium seating and further agrees that economic and engineering surveys should be made to determine whether practical alternatives may be found.

APPENDIX V

NOBLE W. HERZBERG & ASSOCIATES,
Cleveland, Ohio, March 1, 1966.

UNITED STATES GENERAL ACCOUNTING OFFICE,
Civil Accounting and Auditing Division,
Washington, D.C.
(Attention: Mr. O. A. McDowell, Assistant Director).

GENTLEMEN: I have received the copy of your proposed report to Congress on Change Orders and Other Matters relating to the construction of the District of Columbia Stadium by the District of Columbia Armory Board and have the following comments:

1. My general comment on the entire report is that you have arrived at certain conclusions based on what is normally called a hindsight approach. It is always very easy to second guess a decision no matter in what area, be it business, government, sport, war, or what have you. In addition your conclusions have been reached on your own interpretation of the facts that you have received. Many of these items which you have stated as facts are based on statements or comments which were made in response to questions placed by you to individuals attempting to recollect events which occurred approximately four years ago. I am sure we all attempted to give these answers to the best of our ability, however, speaking for myself, I know I cannot remember every item accurately. However, I do know this, that every action taken and every decision made, no matter by whom of the individuals or groups involved in the design and construction of the D.C. Stadium, they were always made on the basis that they were the best for the D.C. Stadium and in the best interests of all, which included tenants, customers, taxpayers and anyone who might be remotely interested in the outcome, and any implication in the report that this was not the case is completely untrue and without a basis in fact.

2. Considerable stress is placed in the report that the amount of the change orders is excessive. There are also several statements made that in the event the items for which the change orders were issued had all been included on the plans or in the specifications the total cost for the construction of the stadium would have been greatly reduced. In fact the manner in which the report is written, especially if it is read by a layman who is not familiar with construction, or if certain sentences were taken out of context, it would be possible to arrive at the conclusion that if all the items for which the change orders were issued had been included on the drawings and in the specifications at the time the project was originally issued to the bidders the amount of the original bid would have been the same. In other words, the items added would have no cost value had they not been added as change orders. This of course we all know is not the case, in fact your conclusion that the final cost of the stadium is much greater than it would have been had all the items been included, and no change orders required is also conjecture and cannot be proven either way. Both Shea Stadium in New York City and Dodger Stadium in Los Angeles cost considerably more than the D.C. Stadium, both costing is excess of $26,000,000.00 each, and they both are approximately the same size as the D.C. Stadium. I have no knowledge of how many or for what amount change orders were issued but the total costs are considerably higher than D.C. Stadium. I know this does not prove anything, except that the District of Columbia did get a stadium for considerably less money than either New York or Los Angeles and the D.C. Stadium is considered by most people as being superior to either of these two.

3. The total cost of the concessions also is given considerable attention in this report. The fact that the decision on whether or not to install the concessions with their equipment was delayed is not within my province to comment on. However, the report stresses the fact that estimates of costs as given by me increased considerably as the construction progressed. The reasons for these increases have been partly covered in the report, but the conclusions reached are erroneous. The fact that installation costs increased were primarily due to two reasons:

A. The power requirements for the equipment as finally selected was much greater than originally contemplated, due to change in type of equipment as finally determined was required by the concessionaire. This increased the size of bus ducts and other additional power.

B. The District of Columbia regulating bodies required that the hoods over steam and heat producing equipment must all be discharged at roof height, which required that long and large ducts had to be provided from each concession and service area and exhaused to the roof. This required that holes be cut in floors already poured and added considerably to the cost. The Architect-Engineer did not consider the stadium to be a building under the code and expected to discharge these hoods directly into the concourses. In fact this had been done at Milwaukee County Stadium, Yankee Stadium in New York, Cleveland Stadium and is now being done in Anaheim Stadium in Anaheim, California. (I mention these only since I have personally been involved in construction at these stadiums and am not familiar with any other as far as duct requirements are concerned.) The Architect-Engineer considered the stadium to be an open structure and not an enclosed building and in most cases City Building Officials agree.

C. Concerning the cost of installation and equipment, I do not consider the total cost excessive. In 1963 we *remodeled* Yankee Stadium concessions for a total cost of $774,000.00. This was remodeling only and not a completely new installation. At present we are installing concessions in the American League Baseball Stadium in Anaheim, California, and the cost there based on the original bid was $1,436,000.00. In Milwaukee the concessionaire offered to spend up to $2,000,000.00 for the concessions. What the final cost was I do not know. I do, however, know that most concessionaires expect to spend a minimum of $1,000,000.00 for concessions, and will go to at least $1,500,000.00. Again I admit this proves nothing except that the costs of the D.C. Stadium are similar to what the costs were at other stadiums for similar installations.

(GAO note: Deleted comments relate to matters discussed in the draft report but omitted from the final report.)

4. The changes required due to reviews by District regulating agencies could not have been anticipated and since these reviews took approximately six months it would have been impossible to wait on this and have construction completed on time. It is true that the Architect-Engineer was informed that the code was strict and also he had copies of the code when drawings and specifications were being prepared. However, the building code did not cover stadiums as such and it was not considered that the code for enclosed buildings, which are occuppied every day would be interpretated as applying to a stadium, which essentially is an open structure used approximately three hours a day for about 85 days of the year. The regulatory agency did however, interpret the code this way which did cause numerous revisions. The costs which were finally paid for these, however, I do not believe were excessive, and had they been included on the original drawings would have cost about the same or maybe even more since by the time these items were added the contractor was familiar with the construction and his costs were probably lower than if competitive bedding would have been involved.

The change of $130,000.00 for changing the decking for the fill-in stands from fire resistance plywood to aluminum and the sills from wood to concrete was definitely not excessive. The cost of the aluminum decking was obtained by competitive bidding and the costs for the concrete footings was very reasonable.

5. The changes required by what have been called errors and omissions in the Report amount to $451,000.00. This amount is less than 4% of the original bid price and is considered as being low for any project.

The $220,000.00 for the 14 rest rooms is not considered as being either an error or omission. The project manager did state that these rest rooms were omitted from the original and that rest rooms were not provided directly behind the movable stands in football position. This cannot be considered an error since there were sufficient rest rooms provided for the over all capacity of the stadium and the addition of these rest rooms was desirable for the convenience of football fans but were not required for operation of the stadium.

6. The report states that there were many deficiencies in the evaluations of the contractors price proposals for change orders.

The method used by the Architect-Engineer in evaluating change orders is the standard method used in private work and is considered a proper way of

arriving at a reasonable and just cost for the change, whether an addition or a deduction to the contract price.

In private work the Architect-Engineers responsibility to the Owner, as the Owners Representative is to insure that the Owner obtains a cost for the work from the Contractor which is reasonable and just for the work involved.

The normal procedure is for the Architect-Engineer to issue revised drawings and/or specifications to the Contractor, listing the changes involved and requesting the Contractor to submit a cost for the work so that a change order may be issued. If the work is not required immediately and a delay of construction is not involved he is requested to submit the cost prior to proceeding with the work. If the change is required immediately he is authorized to proceed before the change order is issued or a price has been agreed upon.

In the interval the Architect-Engineer prepares an estimate of the work. When he receives the Contractors proposal he compares it with his estimate and if reasonably close, normally not over 10% higher if an addition or 10% lower if a deduction a change order is issued based on the contractors price. If this price as submitted by the contractor for an addition is considerably lower than the Architect-Engineers estimate, the contractor is contacted and is questioned on whether he is satisfied with his estimate and if he agrees all the work covered. He then usually checks his estimates and if he agrees that everything is covered a change order is issued based on his request. In neither case does the Architect-Enginer disclose his cost estimate.

Sometime the contractor finds an error and submits a new price which again is evaluated.

If the Contractor submits a price which is considerably higher than the Architect-Engineers estimate, the Architect-Engineer may check his own estimate again or he may immediately contact the Contractor and tell him his price is too high for the work involved and should check his estimate. If the Contractor insists his estimate is correct a meeting is arranged and the changes are discussed. If no agreement can be reached the Contractor is normally requested to bring his quantity estimate sheets and the take-offs compared. During these negotiations usually an error in quantity take-off is discovered by either the Architect-Engineer or the Contractor and a price is agreed upon.

If no error is found then costs for material and labor are discussed and if a reasonable basis can be found for agreement an equitable compromise is normally reached and by mutual agreement a cost is arrived at. In this type of negotiation there is no attempt to document the discussion as it is mainly a matter of putting heads together and the price is arrived at by mutual consent.

If no agreement can be reached in this manner usually the Owners Construction Representative, similar to a government contracting officer is called in an advised of the facts. Sometimes he makes his dicision based on the information then available and other times he attends another meeting with the contractor. If no agreement can be reached a change order is issued based on the Architect-Engineers estimate and the Contractor is given the right to arbitration or he can sue. However, about 99% of the time an agreement is reached by some sort of compromise and no actual estimate to show how this agreement was arrived at is made by either party. This is the procedure that was used on the D.C. Stadium and in several instances several months and numerous meetings were held before an agreement could be reached. In all cases, I, as the project manager, was satisfied that a reasonable cost had been arrived at which was fair to both the Armory Board and the Contractor. We do attempt to be fair to the Contractor as well as the Owner. An Architect-Engineers reputation in the construction industry is based primarily on how he handles changes, additions, and errors, and if he has a reputation for being fair, the bid prices on his project, as well as costs for additions are reasonable and just and a team effort is provided to accomplish the job, and the Owner receives the benefit of this effort.

On page 49 of the report it indicates that the contracting officer was negligent in his duties in evaluating the costs of change orders, and should have had all estimates checked by another group. In the contract with the Architect-Engineer on the D.C. Stadium, the Architect-Engineer was definitely give the duty and I feel it was our responsibility the same as on any private construction project. If the Armory Board did not consider the Architect-Engineer competent to do this work they should not have been employed to do the design in the first place. I consider that the Architect-Engineer in all cases had the best interests of the Armory Board always in mind and that no outside consultant would have obtained any better prices. If the Armory Board had desired more than normal services in supervision of construction by the provision of complete documentation the

services could have been provided at an increased cost, however, such a procedure would have been unusual and excessively costly, and no particular benefit would have accrued to the Armory Board.

To imply that the errors in calculations did in fact mean that the change orders were approved for greater amounts than otherwise would have been the case is not a fact.

On page 37 it shows that in an estimate that 54 bus duct hangers were erroneously shown as 540. This is admitted to be an error. However, the change from 12,200 feet of conduit which the report states was erroneously changed to 14,220 feet is incorrect. Checking the take-off it is found that if anything this amount should have been approximately 19,000 feet.

On pages 5 and 37 of the report it indicates that yards were used as the quantity unit on some work sheets and that in the final estimate were changed to lineal feet. This is correct as wire and conduit is always priced by the lineal foot and the original pricing was in error.

[GAO note.]

I appreciate the opportunity you have given me to review the report. If you have any questions regarding any of my comments I will be glad to answer them.

Very truly yours,

NOBLE W. HERZBERG.

Enclosure: Draft copy of report.

(GAO note: Deleted comments relate to matters discussed in the draft report but omitted from the final report.)

INTEREST ON CONSTRUCTION BONDS

Senator BYRD. Would you care to comment on the report and the House report which indicates that the stadium is a money-losing operation in that $767,017 is required in fiscal year 1967 to meet the interest payments due on the bonds issued for construction of the stadium?

Mr. TOBRINER. As to the General Accounting Office report, I think the facts stated therein are accurate. However, the principal criticism as I recall it is that there were numerous change orders that were required which cost the Stadium Board far in excess of contemplated original expenditures, and resulted from a failure to plan the stadium initially as it was developed finally. These, of course, are areas of judgment. Hindsight is always better than foresight, and the Armory Board and the Stadium Board will have to rest on that finding.

DISMAL FINANCIAL PROSPECTS

As far as the financial prospects for the stadium are concerned, Mr. Chairman, as I testified before the House subcommittee, they are rather dismal. I don't believe that if we had both a championship baseball and a championship football team we would make enough money to cover the cost of servicing the stadium bonds and the establishment of a sinking fund for their ultimate retirement.

TRANSFER TO DEPARTMENT OF INTERIOR OF FINANCING AND OPERATION

My hope is that since the Department of the Interior is the ultimate successor to the stadium by reverter, I believe it is in 30 years, that the stadium should be regarded as a national asset, and the financing and operation thereof could be taken from the District of Columbia and vested in the Department of the Interior. Because as it is, Mr. Chairman, the citizens of the District of Columbia alone pay the $800,000-odd that is required to service the interest on the bonds annually.

As you know, if there are not sufficient funds in the stadium account for the service of these bonds, the District is authorized to borrow

that amount from the Treasury, and that goes into the annual loans that we ask you to appropriate for.

EXCLUSIVE UTILIZATION AND BOND PAYMENT

Senator BYRD. I quote from the House report:

It is difficult to justify the exclusive attitude of the Armory Board that results in the stadium being a money-losing operation, and also to understand why no effort is being made to provide financing to pay off the bonds when they mature in 1979.

Would you care to comment further?

CONTRAOPINIONS AS TO VALIDITY OF EXCLUSIVE CLAUSE

Mr. TOBRINER. Well, sir, we have a contract with the Redskins that has an exclusive clause in it. The solicitor for the Department of Interior rendered an opinion which was concurred in by the Chief of the Antitrust Division of the Department of Justice, that such a clause providing for exclusivity was in violation of the antitrust laws.

On the other hand, an equally prominent and eminent attorney employed by the Stadium Board presented a contrary opinion, and in my judgment, the only way this matter will be ultimately determined is by a court action which we have encouraged anyone desiring to use the stadium for football activities to institute.

PROPOSED SOCCER LEAGUE UTILIZATION

I might say to you, Mr. Chairman, that only yesterday or the day before, I forget which, the Stadium Board was presented with two proposals by competing soccer leagues to use the stadium for soccer purposes. This use will in no way conflict with baseball or football, and the Stadium Board looks with favor upon choosing one or the other. Both of them are extremely well backed financially, and I would say perhaps presuming to speak for my fellow members on the Board of the Stadium, that it is a question of the choice of one or the other.

STADIUM HISTORY

Senator BYRD. Mr. Tobriner, place in the record a history of the stadium.

Mr. TOBRINER. Yes, sir.

Senator BYRD. Showing the amounts of money that have been appropriated over the years.

Mr. TOBRINER. Yes, sir.

Senator BYRD. For payments of interest.

Mr. TOBRINER. Yes, sir.

Senator BYRD. And explaining the legislative background, and so on.

Mr. TOBRINER. Yes, sir.

(The information follows:)

STADIUM FUND—REPAYMENT OF LOANS REQUIRED TO MEET SEMIANNUAL PAYMENT OF INTEREST TO BONDHOLDERS 1967 BUDGET ESTIMATES

The 1967 Budget Estimates include the sum of $767,017 to repay the Treasurer of the United States for funds advanced to the Commissioners of the District of Columbia on December 1, 1965 and June 1, 1966 as follows:

Date borrowed from Treasury	Rate of interest on advance (percent)	Repayment to be made on July 1, 1966		
		Principal	Interest	Total
Dec. 1, 1965	4⅜	$340,800	$8,740	$349,540
June 1, 1966	4⅞	415,800	1,677	417,477
Total		756,600	10,417	767,017

LEGISLATION

The District of Columbia Stadium Act of 1957, P. L. 85–300, approved 9/7/57, authorized the construction, maintenance and operation of the Stadium by the Armory Board of the District of Columbia. The original Act has been amended by the following public laws: 85–561, approved 7/28/58 and 86–378, approved 9/23/59.

BONDED INDEBTEDNESS

The original debt is $19,800,000. Negotiable bonds were issued in this amount as the "4.20% Stadium Bonds of 1970–1979" to cover the following estimated costs:

Preliminary engineering and economic surveys	$27,500.00
Construction of the stadium:	
Basic contract cost	14,247,187.50
Other estimated costs	1,319,812.50
Construction contingencies	600,000.00
Subtotal	16,167,000.00
Miscellaneous equipment and furnishings	$101,500
Engineering and administration costs	570,000
Operation and maintenance costs for 1 year after construction	485,000
Bond interest payable prior to 1 year after construction	2,292,000
Other items and contingencies	157,000
Total	19,800,000

No amounts have been paid on the balance. In addition, to date, no funds have been available for deposit in the sinking fund for redemption of the outstanding bonds.

INTEREST PAYMENTS TO BONDHOLDERS

The following table indicates the interest payments to bondholders:

Source of funding	Payment	Date paid	Amount
Stadium fund	1	Dec. 1, 1960	$415,800
Do	2	June 1, 1961	415,800
Do	3	Dec. 1, 1961	415,800
District of Columbia borrowing	4	June 1, 1962	415,800
Stadium fund	5	Dec. 1, 1962	415,800
District of Columbia borrowing	6	June 1, 1963	415,800
District of Columbia borrowing ($240,000); stadium fund ($175,800)	7	Dec. 1, 1963	415,800
District of Columbia borrowing	8	June 1, 1964	415,800
Do	9	Dec. 1, 1964	415,800
Do	10	June 1, 1965	415,800
District of Columbia borrowing ($340,800); stadium fund ($75,000)	11	Dec. 1, 1965	415,800
District of Columbia borrowing	12	June 1, 1966	415,800

BORROWING FROM TREASURY BY D.C. COMMISSIONERS

The following schedule indicates the funds which the D.C. Commissioners have been required to borrow from the U.S. Treasury.

Loans from Treasury			Repayment to Treasury			
Date	Rate of interest	Amount	Date	Principal	Interest	Total
	Percent					
June 1, 1962	3	$415,800	Dec. 31, 1963	$415,800	$19,736	$435,536
May 31, 1963	3⅛	415,800	do	415,800	7,630	423,430
Dec. 1, 1963	3⅛	240,000	Aug. 13, 1964	240,000	5,111	245,111
May 28, 1964	3⅞	415,800	do	415,800	1,501	417,301
Dec. 1, 1964	3⅞	415,800	July 1, 1965	415,800	9,402	425,202
June 1, 1965	4	415,800	do	415,800	1,367	417,167
Dec. 1, 1965	4⅛	340,800	(1)			
June 1, 1966	4⅞	415,800	(1)			
Borrowed to date		3,075,600	Repaid to date	2,319,000	44,747	2,363,747

[1] Funds to repay these loans are included in the 1967 estimates as follows:

Date of repayment	July 1, 1966
Principal	$756,600
Estimated interest	$10,417
Total	$767,017

CONTRACT NEGOTIATION FOR USE OF STADIUM

Senator BYRD. Mr. Tobriner, I want to allow Senator Proxmire as much time as possible before his departure at 11:30, so I am going to ask him to proceed at this time.

Senator PROXMIRE. I understand, Mr. Tobriner, that you are on the board of three who negotiated the contract for the stadium, is that correct, negotiation of the contract with the Redskins and Senators?

Mr. TOBRINER. Yes.

Senator PROXMIRE. For the amount they pay for using the stadium?

Mr. TOBRINER. That is correct, although I believe my incumbency postdated the negotiation of those contracts.

STADIUM PROFITABILITY

Senator PROXMIRE. I don't want to spend any time on it.

Mr. TOBRINER. Yes.

Senator PROXMIRE. Except to say it seems to me as one who hasn't had a chance to inquire at all, that this is one of the most profitable enterprises on the face of the earth—operating a professional football team these days. They are making all kinds of money. Whether they win or lose doesn't matter. It is a sellout every time. They raised the price for season tickets. They get additional revenues from TV, and it is a real bonanza.

The National Football League just agreed with the American Football League to merge so they won't have to pay big bonuses. Somehow, some way, I think we ought to find a method of renegotiating the contract to secure something like a fair share for the District, at least enough to help substantially to pay the obligations we have.

Mr. TOBRINER. I would agree.

Senator PROXMIRE. I agree that this committee can't do it, but I would hope that we somehow could.

Mr. TOBRINER. Yes, sir.

CAPITAL OUTLAY

RAIL RAPID TRANSIT DEVELOPMENT

Senator PROXMIRE. What I would like to get into is this. I notice that there are very big proportionate reductions in the capital outlay allowance, not only with regard to the rail rapid transit which has been I guess virtually eliminated—flatly eliminated, is that right?

Mr. TOBRINER. No.

Senator PROXMIRE. Am I looking at the wrong figure here? I am looking at the big table here.

Mr. TOBRINER. We are asking that——

Senator PROXMIRE. You are asking for restoration.

Mr. TOBRINER. Yes, sir, of four-million-odd-thousand dollars.

Senator PROXMIRE. I see, $8,525,000 it was reduced, is that correct?

Mr. TOBRINER. The amount asked for by the National Capital Transportation Agency before the Interior Committee was $9 million-odd, and under the arrangement we pay one-third of it, so that we are asking for restoration of all funds that are currently required for proceeding with the subway.

PUBLIC SCHOOLS

Senator PROXMIRE. I see. Well, what struck me particularly in the capital outlays was not that area, or the highways and traffic which is also, I take it, a very big reduction and you are asking for a substantial restoration; it was with regard to public schools.

RESTORATION FOR SCHOOL CONSTRUCTION

There was a cut from a 1967 estimate of $32 million; is that correct, roughly? It is a cut of $8 million, which is about a 25-percent reduction in public school construction. You are asking for $3 million, less than half of that, to be restored.

Mr. TOBRINER. In part may I say, Senator Proxmire, that some of these restorations, some of these requests are cut on the basis of the fact that it will be impossible physically to acquire a site and to begin construction and to provide equipment for a public school within a single fiscal year. These funds will be included and requested in the next budget.

In other words, if we provide for a site 1 year, we automatically, so to speak, ask for funds to provide for the construction and for the equipment of that school in succeeding years.

RESTORATION PRIORITY

Senator PROXMIRE. Would you place a very high priority then on this $3,143,000 restoration? If you don't get that, will you be seriously handicapped in the future?

Mr. TOBRINER. Yes, sir, we will.

Senator PROXMIRE. But you don't need the full $8 million, but you do need the $3 million.

Mr. TOBRINER. Yes, sir. We feel that the schools are entitled to very high priorities as far as cutting up the District budget is concerned. They have suffered for a long time because of lack of capital outlay funds. There are still classes, part-time classes. There are buildings which have been in existence for over 60 or 70 years which

require replacement, and there is a paucity of qualified teachers, teachers in special subjects.

Senator PROXMIRE. I want to keep on capital outlay at this time.

Mr. TOBRINER. Yes.

Senator PROXMIRE. I will come to operations in a minute. At any rate, can you give us any guidance at all on priorities here? I know that sometimes you don't like to do it and if you don't, that is, of course, up to you, but would you put the top priority among the public outlays, I mean among the capital outlays, on the public schools?

Mr. TOBRINER. Well, as I say, as you have intimated, Senator, it is difficult for us to place priorities because we are concerned with the total operation of the municipal government, and we have to have hospitals and health facilities and welfare facilities involving capital outlay almost as much as we need additional school facilities. If we stint on one, we affect the total program in the city. But I would say to you that the past several years our requests to the Appropriation Committees have indicated that we have regarded the school situation as one of a critical nature and one which deserves the full support of the District government.

Senator PROXMIRE. You see, this is by far the biggest item other than highways and traffic, and rail rapid transit, and it is a very big one.

Mr. TOBRINER. Yes.

Senator PROXMIRE. The health expenditures category, for example, is only $375,000. This is $3,145,000.

Mr. TOBRINER. Yes.

Senator PROXMIRE. Almost 10 times as big.

Mr. TOBRINER. Dr. Hansen, who is in the room, the Superintendent of Schools, can——

Senator PROXMIRE. Of course, he is going to say schools. That is his job.

Mr. TOBRINER. Yes, of course, he is, but perhaps he can develop the exclusions and state the reasons for them, or perhaps——

Senator PROXMIRE. No, I just wanted to see if you can give me a notion of urgency. I take it that you feel it is extremely urgent, but you do not feel you are in a position to say that if we can only provide a certain amount, that we should give this priority over highways or over rapid transit.

Mr. TOBRINER. I would say over highways and rapid transit, but I wouldn't say over health and welfare.

Senator PROXMIRE. That is very helpful.

RAIL RAPID TRANSIT AND HIGHWAY FUNDINGS

General DUKE. May I comment, Senator? To a degree I think it should be pointed out that in the capital outlay program, schools are not really in competition with either the rail rapid transit or highways for funds, because the highway program is financed from the highway fund, and in the case of rail rapid transit, $50 million of borrowing authority for the general fund is specifically reserved for the rapid transit program.

INFLATIONARY EXPENDITURES

Senator PROXMIRE. Of course, it is competitive in another sense. It is competitive in an economic sense. We are very much aware, and I have been one of the people who has been talking about it most, that in an inflationary time it is best to postpone any capital outlays you can postpone, because it is extremely inflationary spending. It is the kind of thing you don't have to have really as urgently as you have to have a teacher in a classroom. The classroom is important but the teachers are far more important.

Mr. TOBRINER. Yes, sir.

Senator PROXMIRE. And for this reason, this is the kind of thing that it seems to me you should postpone where possible, so that just thinking of it in economic terms rather than budgetary terms, I would want your evaluation, and I take it that you feel that if you have to place a priority on it, the schools should come ahead of the other. Do you follow me?

General DUKE. Sir, we have not considered it so far as I know in the sense that you have referred to.

Senator PROXMIRE. This isn't in a sense your responsibility, but the Congress has this responsibility.

General DUKE. Yes.

Senator PROXMIRE. Calling upon the President too to postpone public works wherever possible. To do that we have to be consistent ourselves.

General DUKE. To the best of our knowledge, we have considered the relative priority of projects in the overall context of fund availability, not from the general economic consideration which you have just explained.

OPERATING EXPENSES

EDUCATIONAL SUPERVISION AND INSTRUCTION

Senator PROXMIRE. Now let me get to the operating expenses, and particularly to—you don't have any nice big decisive items here as you do with capital items, where there are only relatively a few. But I notice under education you have supervision and instruction.

This is page 3 of the large table, supervision and instruction. The House allowance is $2,391,000 below the 1967 estimate, what the Budget Bureau allowed, is that correct? This is on page 3 of table 1, the second item.

Mr. TOBRINER. This is capital outlay or operating?

Senator PROXMIRE. No, no, operating expenses, I beg your pardon.

Mr. TOBRINER. Yes, sir.

Senator PROXMIRE. I take it that the House allowance is $2,391,000 below the budget estimate.

Mr. TOBRINER. $2,391,000.

POSITION RESTORATION

Senator PROXMIRE. And that this means that it is 419 positions below, meaning I presume teachers, administrators, and so forth.

Mr. TOBRINER. Yes, sir.

Senator PROXMIRE. Now you are asking for a restoration of 414 positions.

Mr. TOBRINER. Yes, sir.

Senator PROXMIRE. But only $1,757,000.

Mr. TOBRINER. The House disallowance was based on these positions being for 9 months. Due to the lateness of the budget hearings this year, we are converting all of these positions to 6-month positions.

Senator PROXMIRE. So what you are really asking is substantially full restoration.

Mr. TOBRINER. All except five positions.

Senator PROXMIRE. I am glad to hear that. And these would be primarily teachers, with some administrative?

Mr. TOBRINER. That is correct.

EDUCATIONAL ADMINISTRATIVE EXPENSES

Senator PROXMIRE. Administrative funds. Now I take it that this would be an important item, and again it is hard to give priorities.

Mr. TOBRINER. We think it is a very important item and therefore we have asked for restoration.

Senator PROXMIRE. It seems to me it is even more important than capital outlay.

Mr. TOBRINER. I beg your pardon.

Senator PROXMIRE. It seems to me it is even more important than capital outlay.

Mr. TOBRINER. I would agree. A teacher is more important than a building.

OPERATING PRIORITIES

Senator PROXMIRE. Now perhaps you can help me here to pick up what you think are some of the more significant operating expenses which the House reduced which you think should be restored, for our guidance, not only in the the education area but throughout.

Mr. TOBRINER. I have stated those in my prepared statement. In welfare we have asked for the restoration of 14 evaluation, investigation and control positions. We have asked for 10 supervisors, 4 additional investigators I should say. We have asked for additional positions to evaluate and to expedite the auditing of the January 1963 caseload.

PUBLIC HEALTH RESTORATIONS AND AMENDMENT

Senator PROXMIRE. Let me just interrupt for a minute to say you are asking in public health for a restoration of a little over $1 million, and the estimate, the budget estimate, is only $847,000, rather the House allowance is only $847,000 below the budget estimate. So you are asking for a greater restoration apparently.

Mr. TOBRINER. This includes $600,000, which is by way of amendment for the provision of care and treatment of chronic alcoholics.

Senator PROXMIRE. I see. Now let me get into just one specific item and I apologize because I haven't had a chance to study your statement before.

Mr. TOBRINER. That is all right, sir.

CONSTRUCTION OF FACILITY FOR CARE AND TREATMENT OF CHRONIC ALCOHOLICS

Senator PROXMIRE. But on page 11 of your statement, you discuss the desirability of constructing a new facility for alcoholics.

Mr. TOBRINER. Yes, sir.

Senator PROXMIRE. I read about this in the paper, and about the urgent need for something of this kind. As I read this, however, it seems that you feel the Occoquan facility is fairly adequate. What is the shortcoming of continuing to use this, at least during this inflationary period when the construction of any building is inflationary?

Mr. TOBRINER. We feel that the proper answer, the ultimate answer to the question, is the erection of a facility that is designed for diagnosis and long-term treatment of alcoholics.

Senator PROXMIRE. You feel you should have it as part of a hospital.

Mr. TOBRINER. Yes, sir. We propose to erect such a "hostel" as it is called, on the grounds of the District of Columbia General Hospital where it would be closely adjacent to adequate medical facilities.

Senator PROXMIRE. What are the medical facilities available at the present Occoquan site?

Mr. TOBRINER. We propose in the use of Occoquan to provide medical teams that will service those patients who are at Occoquan, but they will be less adequate than the full hospital facilities that would be available if the therapeutic facility were located close to the general hospital.

Senator PROXMIRE. Are these the people who are habitually arrested?

Mr. TOBRINER. Not habitually arrested necessarily, but those who are found to be chronic alcoholics.

Senator PROXMIRE. And it is a matter of medical consensus that they need more than the kind of attention they are going to get at Occoquan, that they need a hospital in most cases?

Mr. TOBRINER. Ultimately. This is only a stopgap attempt, until we can provide more permanent facilities.

INADEQUACY OF FUNDS TO SATISFY PUBLIC EXPECTATION

Senator PROXMIRE. Now let me just ask one other final question. I was very much impressed by your statement, as was the chairman. I think it is an excellent statement, especially the summary. But this is true of all of our cities.

Mr. TOBRINER. I am afraid that is true.

Senator PROXMIRE. All of our cities, as you know. We need more services than the city council feels can be paid for.

Mr. TOBRINER. And it is due in large part to the inmigration of rural populations too.

Senator PROXMIRE. It is true in Milwaukee, my State. It is true in Cleveland and in other cities this size. I wonder if you have had any opportunity to make a comparison of the adequacy of facilities here as compared with other cities? You pointed to the progress that has been made. Are we doing better? About the same? Are we falling behind?

Mr. TOBRINER. We have no figures.

Mr. LOWE. Mr. Proxmire——

Senator PROXMIRE. A few years ago I asked for a study that was very helpful to me. I was on the District Committee then, and I wanted to find out whether or not it was justified to ask for a tax increase here in the District. So I asked to compare tax rates with those of other cities of the same size—10 other cities—and I found this

was just about in the middle. I found, incidentally, about the highest tax rate was in Milwaukee.

Mr. TOBRINER. That is right, it was.

STUDY COMPARING FACILITY ADEQUACY WITH OTHER CITIES

Senator PROXMIRE. I wonder if this kind of a study at least in some facilities in some areas—I know that Dr. Hansen has done this with regard to the class size, and so forth——

Mr. TOBRINER. That is right.

Senator PROXMIRE (continuing). Might be extremely helpful and good guidance for the Congress. We don't know whether we are being too generous or not generous enough in comparison with what our own taxpayers in our own cities have to pay.

Mr. TOBRINER. That is correct.

Senator PROXMIRE. Can you give me any indication whether this has been done in any other area?

Mr. TOBRINER. We can't at the moment but we will endeavor to do so. It seems to me, however, each city should be regarded on its own, as to the optimum needs of that city, rather than by comparison with other cities. Suppose other cities are not providing the services that are required, legitimately required by citizens. A comparison on that basis would not really be adequate to supply the services that our citizens need. It would be helpful, but at the same time it would not be in terms of need.

Senator PROXMIRE. Of course, you can never go off the record in a public meeting, but if I could have gone off the record, which I can't, I would say that if you found that Washington was way ahead, it was something you might forget about. But if you find that Washington, which I suspect, is behind in some respects, you would have a very strong argument with the Congress for getting greater attention and greater assistance and greater help.

All of us want very much I am sure to have Washington succeed, to have it an outstanding city in every respect. This kind of study, I should think, could be made. In fact I would be surprised if the cities haven't made something of this kind in many areas.

POSSIBLE GREATER PROBLEM AWARENESS IN WASHINGTON, D.C.

Mr. LOWE. Senator Proxmire, I don't know of any comprehensive study that has been made along the lines of responding to your question, and consequently cannot give you any definitive answer. I would say this much though, based upon limited observation and discussion with some of our people who go to other cities as well as limited contact with persons from other cities. I think that there is really a somewhat greater awareness here in Washington about much of these problems, and the urgency of getting about solving them than you have in a number of places. I think one place where Washington has been outstanding in a very recent thing that Mr. Tobriner touched on in his statement is the extreme effort that was put on last summer to provide a much broader base of night lighting in our playgrounds.

EVENING OPERATION OF RECREATIONAL FACILITIES

I believe the number was mentioned, but altogether we did illuminate about 90 playgrounds that previously had not been illuminated—

not all of them up to the best standards—but they were usable. We prior to that had some 20-odd playgrounds illuminated.

PROGRAM COORDINATION

We have set up a unit which at the time at least was relatively unique that we call program coordination. This is to get more deeply involved in the review and consideration of tying the social and physical planning efforts closer together and to just take a harder look across the board at the intermingling of your social problems and your present agencies to cope with them.

SUMMER PLANNING PROGRAM

Our summer planning program, I think, was ahead of much of the rest of the country. By summer planning, I mean the comprehensive efforts to provide activities of appropriate sorts for children and youths of all ages everywhere from the preschool child in the Head-start program, which is the Economic Opportunity Office program mainly, on up to extremely intensive programs where the Commissioners were the pacesetters in proposing that for every hundred people now on your payroll, that at least three of these youths be employed. The previous standards had been 1 to 100. So we do have areas in which we are making quite a bit of progress.

Largely though because of the progress and attention we are paying to it, I think we are maybe even more keenly aware than many of what the real scope of the problem is, and the fact that so many of the things we have done still are treating symptoms rather than getting at the underlying causes through more intensive, better balanced education, employment and training. These things seemingly are the real underlying bases for getting at the causes.

COMPARABILITY OF TRANSIT SYSTEMS

Senator PROXMIRE. I dodn't mean to be critical at all. I just wanted to be helpful and make a suggestion. I think that our Commissioners are doing an outstanding job. They are very able and they are extremely conscientious men, and in the job you are criticized a great deal.

I just felt, for instance, with the transit, subway, that kind of thing, where you can point to so many cities in the country that are ahead of Washington, that this might be a rather convincing argument when you come before an Appropriations Committee and are asking for funds, you can indicate in some of these areas where we have a long way to go to get into a position where Washington is on a par with other cities of the same size.

Thank you very much, Mr. Chairman.

POSITION RESTORATION COST

Senator BYRD. Would you furnish for the record the estimated cost for the 844 additional positions requested in your appeal items to the subcommittee?

Mr. TOBRINER. Certainly.

Senator BYRD. You don't have that figure at this point?

Mr. HERMAN. No, sir; I am sorry, sir. We are just preparing it now.

Agency and/or program	Number of positions	Personnel compensation	Personal benefits	Other	Total	Deduct 1968 funding	Federal funding	Net 1967 request
Executive Office: Public Information Unit	6	$35,954	$2,951	$2,564	$41,469	$19,447		$22,022
Regulatory and miscellaneous agencies:								
Administration of parole law	1	7,479	593	200	8,272	4,110		4,162
Administration of insurance laws	4	26,170	2,016		28,186	15,059		13,127
Administration of wage, safety, and hour laws	2	14,957	1,186	550	16,693	8,050		8,643
Filing and recording property and corporation papers	3	14,463	1,147		15,610	7,805		7,805
Council on Human Relations	5	38,887	2,973	3,143	45,003	20,930		24,073
Public Library	11	53,057	4,139		57,196	29,076		28,120
Office of Corporation Counsel	6	50,612	3,949	3,000	57,561	27,332		30,229
Juvenile court	4	31,293	2,420	3,200	36,913	16,317		20,596
Court of general sessions	71	541,537	36,162	45,869	623,568	270,880		352,688
District of Columbia Bail Agency	13	88,968	7,150		96,118	23,888		72,230
Corrections	27	171,109	13,718	2,500	187,327	61,443	[1] 35,001	90,883
Licenses and inspections	14	87,348	7,080	7,228	101,656	47,234		54,422
Public schools	430	2,647,791	108,250	109,347	2,865,388	1,211,763		1,653,625
Recreation	13	71,907	6,123		78,030	39,380		38,650
Vocational rehabilitation	10	69,872	5,539	13,986	89,397	23,366	30,113	35,918
Public health	188	1,129,376	87,659	55,200	1,272,235	611,713		660,522
Public welfare	36	232,828	18,426	27,371	278,625	88,379	83,098	107,148
Sanitary engineering								
Washington aqueduct								
Total	844	5,313,608	311,481	274,158	5,899,247	2,526,172	148,212	3,224,863

[1] Grant.

OPERATING MANDATORY COSTS

Senator BYRD. What percent of the operating expense increase in 1967 over 1966 is attributed to so-called mandatory costs?

Mr. HERMAN. The staff is working on that. May we furnish that for the record?

Senator BYRD. All right.

(The information follows:)

Of the total increases for operating expenses of $33,250,254, requested before the Senate, 79.9 percent are mandatory items.

POSITIONS: TOTAL REQUEST, HOUSE ALLOWANCE AND RESTORATIONS AND AMENDMENTS

Senator BYRD. What is the total of new positions requested in fiscal year 1967? How many did the House allow? What number of additional positions is requested of the Senate? I believe you have already indicated the answer to part of that.

Mr. TOBRINER. We have a schedule of that.

REAL ESTATE TAX AND ASSESSMENT RATES

Senator BYRD. What is the present real estate tax?

Mr. TOBRINER. $2.70 per assessed $100.

Senator BYRD. And what is the proposed rate increase?

Mr. TOBRINER. In real estate taxes?

Senator BYRD. Yes.

Mr. TOBRINER. There is no proposed rate increase at the moment.

Senator BYRD. What is the rate of assessment on fair market value?

Mr. TOBRINER. Between 55 to 60 percent.

Senator BYRD. Submit for the record the rate comparison of the major taxes in the area.

Mr. TOBRINER. Yes, sir.

Senator BYRD. What is the cycle on reappraisal of property for tax purposes in the District?

Mr. TOBRINER. Three years.

(The information follows:)

RATE COMPARISON OF MAJOR TAXES IN THE WASHINGTON METROPOLITAN AREA FISCAL YEAR 1967

PROPERTY TAXES

Real Property

District of Columbia

Average effective tax rate of $1.274 per $100 of current market value. The actual tax rate is $2.70 per $100 of assessed valuation.

Maryland

Montgomery County.—Average effective tax rate of $1.553 per $100 of current market value on residential property. Actual tax rates vary among the 74 taxing jurisdictions from about $2.95 in rural areas to $3.64 in urbanized areas per $100 of assessed valuation. In addition to the basic state, county, and school rates amounting to $2.85 per $100 of assessed valuation, there are various special area taxes for fire, recreation, sanitary, metropolitan and regional purposes. The assessment level is reported to be 47.1% of market value. Effective tax rates accordingly vary from $1.39 to $1.71 per $100 of market value. As applied to business properties where free parking facilities are provided, the actual tax rates include a special parking lot rate varying from 27 cents to 60 cents per $100 of assessed valuation. Town rates applicable in specific areas are excluded.

Prince Georges County.—Average effective tax rate of $1.455 per $100 of current market value. Actual tax rates vary among some 14 taxing jurisdictions from $3.000 in rural areas to $3.325 in urbanized areas per $100 of assessed valuation.

In addition to the basic state and county rates amounting to $2.90 per $100 of assessed valuation, there are various special area taxes for fire, park and planning, metropolitan and sanitary purposes. The assessment level is reported to be 46.0% of market value. Effective tax rates accordingly vary from $1.38 to $1.53 per $100 of market value. Town rates applicable in specific areas are excluded.

Virginia

Alexandria.—Average effective tax rate of $1.291 per $100 of current market value. The actual tax rate is $3.11 per $100 of assessed valuation. The assessment level is reported to be 41.5% of market value.

Arlington County.—Average effective tax rate of $1.176 per $100 of current market value. The actual tax rate is $3.87 per $100 of assessed valuation. The assessment lvel is reported to be 30.4% of market value.

Fairfax County.—Average effective tax rate of $1.369 per $100 of current market value. Actual tax rate is $4.05 per $100 of assessed valuation. The assessment level is reported to be 33.8% of market value.

Fairfax City.—Average effective tax rate of $1.180 per $100 of current market value. The actual tax rate is $3.48 per $100 of assessed valuation. The assessment level is reported to be 33.9% of market value.

Falls Church.—Average effective tax rate of $1.386 per $100 of current market value. The actual tax rate is $3.15 per $100 of assessed valuation. The assessment level is reported to be 44% of market value.

Personal Property

District of Columbia

Effective rate of $2.00 per $100 of current market value only on tangible personal property used in business. Actual rate is also $2.00 per $100 of market value. Assessment level is at market value. Household property and motor vehicles not stock-in-trade of dealers are exempted.

Maryland

Montgomery County.—Average effective rate of $2.11 per $100 of current market value of tangible personal property used in business. Effective rates vary from $1.77 to $2.45 depending upon the location of the property. Actual rates vary from about $2.95 to $4.09 per $100 of assessed valuation including the special levy for parking lots which applies only to business property and which was not used in comparing the real estate tax rates. Town rates applicable in specific areas are excluded. Maryland law requires that business inventories be assessed at 60% of acquisition cost for county tax purposes. Assessed values for other than county tax purposes are not subject to this limitation.

Prince Georges County.—Average effective rate of $2.001 per $100 of current market value of tangible personal property used in business. Effective rates vary from $1.90 to $2.10 depending upon the location of the property. Actual rates vary from about $3.17 to $3.50 per $100 of assessed valuation. Town rates applicable in specific areas are excluded. Maryland law requires that business inventories be assessed at 60% of acquisition cost for county tax purposes. Assessed values for other than county tax purposes are not subject to this limitation.

Virginia

Alexandria.—Actual rate of $4.10 per $100 of assessed valuation of automobiles and of all tangible personal property of business. The effective rate cannot be determined from the available information but is less than the actual rate. Motor vehicles must be listed separately and the fair market value according to the trade association handbook is used as the assessed valuation. No tax on household furnishings.

Arlington County.—Actual rate of $3.85 per $100 of assessed valuation of tangible personal property. The effective rate cannot be determined from the available information but is less than the actual rate. Motor vehicles must be listed separately and the fair market value according to the trade association handbook is used as the assessed valuation. However, household furnishings have been exempted as of fiscal 1967.

Fairfax County.—As of fiscal 1966, actual rate of $4.05 per $100 of assessed valuation of automobiles. Motor vehicles must be listed separately and the fair market value according to the trade association handbook is used as the assessed valuation.

Fairfax City.—Actual rate of $4.75 per $100 of assessed valuation of automobiles and all business tangible personal property. The effective rate cannot be determined from the available information but is less than the actual rate.

Motor vehicles must be listed separately and the fair market value according to the trade association handbook is used as the assessed valuation. No tax on household furnishings.

Falls Church.—Actual rate of $4.00 per $100 of assessed valuation of automobiles and of all tangible personal property of business. The effective rate cannot be determined from the available information but is less than the actual rate. Motor vehicles must be listed separately and the fair market value according to the trade association handbook is used as the assessed valuation. No tax on household furnishings.

SALES AND GROSS RECEIPTS TAXES

General Sales and Use

District of Columbia

3% on sale, lease or rental of tangible personal property and certain services.
1% on sales of food for consumption off the premises.
5% on rental of accommodations to transients.
Reimbursement:
Sales of food for consumption off the premises, 28¢ and over.
Other sales, 15¢ and over.

Maryland

3% on sale, lease or rental of tangible personal property and certain services, including charges for rental of accommodations to transients but not including food for consumption off the premises.
Reimbursement:
Restaurant meals, $1.00 and over.
Other sales, 25¢ and over.

Virginia

2% state rate effective September 1, 1966. Alexandria, Arlington, Fairfax County, and Falls Church have also adopted the optional 1% local sales tax.

Alexandria, Fairfax City, Fairfax County, and Falls Church impose a 10% tax on monthly utility bills. In Alexandria, the maximum monthly tax is 50 cents on gas and $1 on electricity for residential users. In Fairfax City, the maximum monthly tax is $10 except that the maximum monthly tax on gas is $5. In Falls Church, the maximum monthly tax is $5 except that the monthly maximum tax on gas for heating is 50 cents for residential users. Maximum monthly tax on utility bills in Fairfax County is $1.00 per utility.

Alcoholic Beverage

District of Columbia

15¢ per gallon on wines containing 14% or less by volume of alcohol.
33¢ per gallon on other wines containing more than 14% alcohol.
45¢ per gallon on champagne, sparkling wines and wines artificially carbonated.
$1.75 per gallon on spirits and alcohol.

Maryland

20¢ per gallon on all wines.
$1.50 per gallon on spirits.

Virginia

Wine sold by the Alcoholic Beverage Control Board to retailers or wholesalers is taxed at the rate of 35¢ per gallon in addition to any markup charged by the Board. Spirits and alcohol sold by the Alcoholic Beverage Control Board to consumers is taxed at the rate of 10% of the price charged in addition to any markup charged by the Board.

Beer

District of Columbia

$2.00 per barrel of 31 gallons.

Maryland

93¢ per barrel of 31 gallons.

Virginia

$6.00 per barrel of 31 gallons.

Cigarette

District of Columbia

3¢ per package of 20 cigarettes.

Maryland

6¢ per package of 20 cigarettes.

Virginia

2.5¢ per package of 20 cigarettes (Effective September 1, 1966).

Recordation and Realty Transfer

District of Columbia

Deeds at the rate of one-half of 1% of the fair market value of the property (minimum tax—$1.00).

Maryland

Montgomery County.—Deeds and deeds of trust on real property at the rate of $1.10 per $500 of consideration. If deed and deed of trust are recorded at the same time, the tax is measured by the full consideration of the deed alone. In addition, county realty transfer tax at the rate of 1% of the full consideration on unimproved land, one-fourth of 1% on improved property valued at $20,000 to $50,000 and one-half of 1% on improved property valued at more than $50,000.

Prince Georges County.—Deeds and deeds of trust on real property at the rate of .04% of the consideration. If deed and deed of trust are recorded at the same time, the tax is measured by the full consideration of the deed alone.

Virginia

Deeds and deeds of trust on real property at the combined state and local rate of 20¢ per $100 of consideration.

Motor Vehicle Fuel Taxes

District of Columbia

7¢ per gallon.

Maryland

7¢ per gallon. Trucks with three or more axles and buses must purchase fuel or pay an equivalent tax amount for mileage operated in the state. District registered vehicles are exempt from this provision by reciprocal agreement.

Virginia

7¢ per gallon (plus 2¢ surtax on property carriers). Trucks with three or more axles and buses must purchase fuel or pay an equivalent tax amount for mileage operated in the state.

Motor Vehicle and Trailer Excise

District of Columbia

3% of the fair market value.

Maryland

3% of the fair market value.

Virginia

2% of the fair market value (Effective September 1, 1966).

Insurance

District of Columbia

2% on net premium receipts.

Maryland

2% on all new and renewable gross premiums allocable to Maryland with deductions allowed for returned premiums, dividends paid to policy holders, and refunds made to policy holders, except 1% rate on consideration paid for annuities. Domestic insurance companies are allowed a credit for franchise taxes paid. Life insurance companies having a home office in Maryland are allowed a credit for fees paid the Insurance Commissioners not exceeding 15% of the tax, in addition to credit for franchise taxes paid. Foreign insurance companies subject to retaliatory taxation if rates in home state are higher than those in Maryland.

Virginia

1% to 2¼% on gross premiums derived from business in Virginia without deduction for dividends or any other deduction except premiums returned on canceled or reduced policies depending upon type of insurance. Life insurance companies 2¼% (2¾% on premiums paid for special benefits), domestic mutual companies 1%, industrial sick benefit companies 1%, workmen's compensation 2½%, and all other companies 2¾%. Foreign insurance companies subject to retaliatory taxation if rates in home state are higher than those in Virginia.

Gross Earnings

(Banks, Financial Companies)

District of Columbia

4% on gross earnings of banks. Interest paid to depositors is deducted in determining earnings subject to tax.

2% on gross earnings of building and loan associations. Dividends paid to depositors are not deducted in determining earnings subject to tax.

Maryland

None as such. Share tax on shares of stock in state and national banks, trust companies and financial institutions. The rate is the aggregate of all lawful levies for state purposes plus $1.00 per $100 of the value of the shares for county and/or city taxation.

Virginia

None as such. Shareholders taxed on shares in any incorporated bank, banking association or trust company, organized under the laws of Virginia or the United States, doing business in Virginia. The state rate is 10 mils per $1.00 of valuation of the stock. City banks may be subject to city or town rates not in excess of 40% of the state rate. Town and county banks may be subject to town rates not in excess of 80% of the state rate. The municipal tax may be credited against the state tax.

Gross receipts

(Electric, Gas, and Telephone Companies)

District of Columbia

4% on gross receipts of electric, gas, and telephone companies.

Maryland

2% franchise tax measured by gross receipts on electric, gas, and telephone companies.

Virginia

1⅛% up to $100,000 of gross receipts and 3½% on the excess over $100,000 of gross receipts of gas and electric companies. Telephone companies pay a tax graduated from 1$^{9}/_{16}$% to 3% based on gross business and miles of line in the state. Special taxes of $^{1}/_{10}$ of 1% on gross receipts of telephone, gas, and electric companies are imposed for the expense incurred by the state in making appraisals and valuations. In addition, local business privilege taxes based on gross receipts are levied on utilities.

INCOME TAXES

Individual

District of Columbia

2½% on first $2,000 of net taxable income.
3% on next $2,000 of net taxable income.
3½% on next $2,000 of net taxable income.
4% on next $2,000 of net taxable income.
4½% on next $2,000 of net taxable income.
5% on amounts in excess of $10,000.

Personal Exemptions.—$1,000 for a single person, $2,000 for a married person (husband and wife), $2,000 for head of household (taxpayer and one dependent), $500 for each other dependent, $500 for each blind taxpayer or spouse, and $500 for each taxpayer or spouse over 65.

Income tax law provides for employer withholding on residents and declaration and payment of estimated income tax liability.

Maryland

3% on taxable earned income and the first $500 of unearned income.
5% on unearned income in excess of $500.
Additional local income tax of 1% imposed on residents of Montgomery County.
Personal Exemptions.—$800 each for taxpayer, spouse and each dependent. $800 additional for each blind taxpayer or spouse. $800 for each taxpayer, spouse and each dependent over 65.

Income tax law provides for employer withholding on residents and declaration and payment of estimated income tax liability.

Virginia

2% on the first $3,000 of net taxable income.
3% on the next $2,000.
5% on amounts in excess of $5,000.
Personal Exemptions.—$1,000 for a single person and $1,000 for a spouse. Taxpayer or spouse, blind or over 65, an additional $600 for each. Each dependent $200.

Income tax law provides for employer withholding on residents and declaration and payment of estimated income tax liability.

Corporation

District of Columbia

5% on net income fairly attributable to trade or business conducted in the District and on income from District sources. In determining net income attributable to the District of corporations operating both within and without the District, a three-factor formula made up of property, payroll, and sales is used.

Maryland

5% on net income of corporations engaged in trade or business in the state. Income from ground rents, rents and royalties and other income from real estate allocated wholly to the state. In determining other net income attributable to Maryland of corporations operating both within and without Maryland, a three-factor formula made up of property, payroll, and sales is used.
Additional local income tax of 1% imposed on corporations engaged in trade or business in Montgomery County.

Virginia

5% on net income of corporations doing business in the state. For corporations operating both within and without Virginia, certain classes of income, such as rents and royalties from real property in Virginia, are allocated wholly to the state. Income not allocable to Virginia is apportioned by multiplying that income by an allocation factor which is the average of a property factor, payroll factor, and sales factor.

Unincorporated Business

District of Columbia

5% on net taxable income fairly attributable to trade or business conducted in the District and on income from District sources after a $5,000 exemption. (Taxable unincorporated business income is not again taxed as personal income of a District resident.)

Maryland

None as such. (Individual income tax applies to business income within the state.) Additional income tax of 1% imposed in Montgomery County.

Virginia

None as such. (Individual income tax applies to business income within the state.)

OTHER TAXES

Inheritance and Estate

District of Columbia

1% to 15% depending on the class of beneficiary and the value of the share received after exemption.

An estate tax is imposed on the estate of each decedent to absorb the 80% credit allowed under the Federal Estate Tax Act.

No gift tax.

Maryland

1% or 7½% depending on class of beneficiary.

An estate tax is imposed on the estate of each resident to absorb the 80% credit allowed under the Federal Estate Tax Act.

No gift tax.

Virginia

1% to 15% depending upon the class of beneficiary and the value of the share received after exemption.

An estate tax is imposed on the estate of each resident to absorb the 80% credit allowed under the Federal Estate Tax Act.

Gift tax at same rates as inheritance tax.

Motor Vehicle and Trailer Registration

District of Columbia

$22.50 per year per automobile for weights of 3,499 pounds or less. $32.50 per year for weights of 3,500 pounds or more. Trucks and trailers are taxed by weight classes.

Maryland

$15.00 per year per automobile for weights up to and including 3,700 pounds. $23.00 per year for weights over 3,700 pounds. Trucks, trailers and buses are taxed by weight classes.

Virginia

$15.00 per year per automobile for weights of 4,000 pounds or less. $20.00 per year for weights over 4,000 pounds. Personal property tax also applies to all motor vehicles. (See personal property taxes.) Trucks, tractors and trailers are taxed by weight classes.

Local tags must be obtained as follows:

Alexandria.—$10.00 for passenger vehicles. $10.00 to $40.00 for commercial vehicles based on weight classes.

Arlington.—$10.00 flat fee. $11.25 to $56.25 for commercial vehicles based on weight classes.

Fairfax County.—$10.00 flat fee.

Falls Church.—$10.00 flat fee.

Fairfax City.—$10.00 flat fee.

LOW ASSESSMENT OF LAND ACQUIRED FOR SCHOOL SITES

Senator BYRD. Page 18 of the House report there is the statement that in the acquisition of school sites, there is a very low assessment in relation to appraised values, and so forth. Do you have any comment on this statement?

Mr. TOBRINER. This is true, Mr. Chairman, and has been occasioned by the inability of our real estate people to get around and to make more current appraisals. I think this situation is being corrected.

Mr. LOWE. Mr. Chairman, we can discuss that in any depth you wish, or we can have a statement that we can supply for the record, if you would like.

Senator BYRD. All right, supply a statement for the record and indicate in the statement what steps are being made to correct the situation.

(The statement follows:)

COMPARISON OF THE ASSESSMENT AND APPRAISAL PROCESSES IN ESTIMATING THE MARKET VALUE OF REAL ESTATE

The primary objective of real estate assessing is equalization of assessed values in order that the property tax burden may be distributed uniformly among property owners in accordance with value. To achieve this objective, the assessor seeks to find average market values in present use by areas and to follow the market rather than to anticipate it by projecting what might take place in the future. Speculative buying and selling based on some projected future use often results in individual sales which are out of line with average market value at the time. Since the assessor must be able to support and defend his assessments, he tends to stay on the conservative side of average market value rather than to reflect either the highest or the lowest individual sales in a particular year. The objective sought is to assess all properties at a level of 55–65 percent of current market value. If and when the highest or lowest sales prices become numerous enough to reflect a current average market value, assessed values are adjusted as properties are reassessed. This is of particular importance in those areas which are in a state of transition.

One of the most difficult problems encountered in a real estate assessing program is the time lag which results from insufficient staff to reassess all properties each year. In a rising market situation values change radically in a span of two or three years. In addition, the assessment process or tax calendar as prescribed by law does not permit assessments on a completely current basis. For example, the properties which are reviewed and reassessed in calendar year 1966 are placed on the tax rolls for fiscal year 1968.

With our increased assessing staff we plan to reassess all real estate on a three year cycle in the future rather than a four year cycle as in the past. This should significantly improve equalization and permit us to keep assessed values more closely related to market value. It should be pointed out, however, that this step-up of our reassessing cylce will still fall short of acheiving the desirable goal of complete equalization. If the past is a reasonable indication of the future, any area which has not been reassessed for three years will probably require increases in some assessments of as much as one hundred percent or more at the time of reassessment.

In the District of Columbia, hundreds of thousands of properties are required to be assessed within a specific time period. These properties range from the simple vacant residential lot, through large and complex commercial ventures, to monumental and special purpose structures with values totaling billions of dollars. A careful investigation and deliberate judgment upon each separate parcel is physically impossible. The magnitude of such a task precludes the precise appraisal made by the independent appraiser on a single peice of property. The appraiser uses comparable sales and other indicators of value pertaining to a *specific* property, while the assessor uses all reliable sales as well as other indicators of value. Hence, the assessor is required to "mass appraise" *all* property by applying averages developed through the processing of great quantities of data.

The most scientific method yet developed for assessing real estate, and the one in use in the District, involves the use of standard appraisal techniques and good judgment uniformly applied on a mass basis. Since large numbers of properties must be assessed in a relatively short time, standard appraisal techniques are adapted for wholesale application. Land and improvements are first valued separately and then combined to arrive at a total assessment for each property.

Land values are established for various sections of the city from a study of sales, offers to buy and sell, income capitalization, and on the basis of the experienced judgment of the assessing staff and of local appraisers. From this general overall study and analysis, land values are then refined and set by street, squares and areas throughout the city. Based on these established land values, each lot is assigned a square foot and total value according to its size, shape and location.

In valuing improvements to land, primary emphasis is given to the cost of reproduction less depreciation approach, since experience has proven that this is the most practical approach to the mass appraisal of property. Studies are made to establish the unit costs of various types and grades of construction. This information is then recorded in an assessing manual and is the standard which is applied to each improvement. Improvement value is thus determined

by applying the proper cost schedule based upon the quality and grade of construction, size and age-condition of each improvement.

Thus, the basic approach to assessment of real property in the District of Columbia is a uniform application of the land and improvement standards as developed and recorded in an assessing manual and on land value maps. After the standards are applied uniformly to each property, a qualified and experienced assessor is responsible for assigning the final value to each property, tempering his judgment by a combination of the three basic approaches to value to the extent that they are applicable, namely, cost of reproduction less depreciation, sales comparison, and income capitalization.

There are many reasons why an individual fee appraisal made as of a specific date for a specific purpose may not compare exactly with the market value indicated by the current assessed value of the same property. By definition, an appraisal or an assessment is an estimate of value—normally market value. The term "market value" is held to be that amount of money which a property could reasonably be expected to command if placed on the open market, with both buyer and seller being fully informed and acting in a free and intelligent manner. Both the assessor and the appraiser are seeking "market value", but their ultimate conclusions will often differ. This is due, among other things, to the nature and purpose of an assessment as compared to an appraisal, the availability of time and processing of the required data, the ability to keep current with a changing economy, and the actual date of the value estimate.

The most important factor influencing an estimate of "market value" is the purpose of the appraisal. This purpose will determine the type of data to be obtained, and the degree of importance to be assigned to each. An appraisal for condemnation purposes requires that current sales of comparable properties be given prime consideration. On the other hand, an appraisal for the proposed purchase of a high-rise office building necessitates that the expected income yield on the investment be the determining factor. While the value in either case is "market value", the factors to be given the greatest weight are determined by the requirements inherent in the appraisal assignment.

The appraisal profession recognizes that the precise measurement of "value" is a virtual impossibility. The most capable and respected appraisers agree that there exists a range within which the value of property can reasonably be expected to fall. Assessors and appraisers are, therefore, confronted with the task of estimating that area within this range that the market value of a particular property should fall. Of necessity, such a range is composed of a "low" and a "high" point. The *purpose* of the value estimate, the validity and amount of available data, and the judgment of the individual appraiser causes the "estimated value" of property to fluctuate within this range.

"Budget Appraisals" consider the current status of the real estate market, and are made for the *sole* and *specific* purpose of providing a predicate upon which an intelligent and informed conclusion can be made as to the expectable cost to acquire certain specific sites. While there are many factors which influence the appraiser to be "high" or "low", public knowledge of the proposed sites may produce real estate speculation, and inflate market value by the time of acquisition. The tendency to place greater weight on higher sales results from the fact that, as the assembly of a site progresses, the selling prices of the remaining parcels rise. Consequently, by using the most recent sales in a particular case, the inflation of "value" due to speculation will indicate a higher market value than otherwise might be the case. These facts, and manny more, may result in a value estimate for budget purposes being at the higher extremity of the value range.

This range from a "low" value to a "high" value is not only applicable to assessment versus appraisal values. A similar condition is found within the private appraisal field itself when more than one appraiser is engaged to estimate the market value of the same property. Recently the District of Columbia was involved in an appeal to the District Tax Court wherein the assessment on two large hotels was contested. This necessitated the city employing the services of independent private appraisers to appraise the market value of these properties. The petitioner in the case did likewise. All of the appraisers in the case were knowledgeable and expert in this field, and were considered to be equally competent. It is significant to note, however, that the difference between the "high" and "low" appraisals on one hotel was 37.7%, and on the other, 48%. While these differences appear extreme, each appraiser considered his estimate of value to be the most reliable based on the data gathered, and his experience and judgment. In each case the appraiser was concerned with a specific property with

ample time to inspect the premise in great detail and carefully weigh all of the complex factors affecting value. The confidential relationship with his client enabled him to secure full information regarding all details of the property, such as acquisition costs, income, operating expenses, motivation, etc. Yet, the final appraised values were quite different.

The primary means of developing average market values for assessment purposes and testing the quality of assessed values is through a study of real estate sales within a given time in relation to current assessed values. In this way, the assessor can gauge typical market value and the degree of adjustment indicated to be made in the assessments. These studies are made for various classes and uses of properties to assure both the proper relationship of assessment to typical value, and the typical market value of numerous types of property. From such a study we can determine the "median" ratio (which is the typical relationship between current assessments and current sale prices), and the degree of equalization between and among the various types of properties. This latter measurement is known as the "Coefficient of Dispersion." The coefficient of dispersion indicates the range above and below the median ratio that the bulk of current assessments fall. A coefficient of "20" is considered to reflect a good degree of assessment equalization. The lower the coefficient below 20, the better the equalization. The District of Columbia has consistently shown a coefficient less than 20 for some years.

Assessment-Sales studies made by the Finance Office using standard statistical methods indicate the following statistics for the District of Columbia:

Year	Number of sales	Coefficient of dispersion from median assessment-sales ratio
1958	3,969	16.0
1959	4,749	13.0
1960	4,127	17.0
1961	4,783	17.0
1962	5,504	18.0
1963	9,975	15.0
1964	7,307	14.0
1965	6,820	15.5

The use of continuous Assessment-Sales Ratio studies involving many thousands of individual sales of real estate each year provide the basic data for effectively planning our annual assessment review program, and assuring proper utilization of available personnel. Property values in the District have been rising so rapidly in recent years that assessed values have tended to lag behind current market values by the time the new assessment is placed on the tax roll. The greater the rise in property value, the wider this difference has become. Compounding this problem is the inability of the District to review all assessments annually. The city has been on a four year review cycle, but recent increases in staff will reduce this period to three years. It is readily apparent that property which was assessed three or four years ago, based on sales one to two years old at that time, will frequently be low when compared to current market value. Comparisons between assessed values and budget appraisals must be made in the light of the date the assessment was actually made as opposed to the almost current date of the budget appraisal.

The following tabulation compares the assessment with the budget appraisal for the thirteen sites proposed to be acquired by the District of Columbia for various public uses.

D.C. project No.	Year of assessment review	Assessed value	Year of budget appraisal	Amount of budget appraisal	Ratio of assessment to budget appraisal
					Percent
10-129	1962	$112,962	1965	$251,700	44.9
10-131	1963	64,126	1965	152,000	42.2
10-135	1964	90,184	1965	203,500	44.3
10-177	1964	162,146	1965	328,400	49.4
10-165	1964	77,616	1965	142,300	54.5
10-66	1965	498,518	1965	795,470	62.7
14-19	1966	96,915	1965	247,800	39.1
10-159	1966	374,000	1965	672,500	55.6
12-13	1966	520,000	1965	903,900	57.5
21-34	1966	360,000	1965	632,685	56.9
10-122	1966	627,798	1965	984,250	63.8
10-176	1966	265,355	1965	409,500	64.8
27-110	1966	191,615	1965	268,261	71.4

The above ratios of assessed value to appraised value for those thirteen properties indicate a median ratio, or level of assessment, of 55.6%. The one ratio which has been reviewed on a current basis and still appears to be low, is shown as 39.1% for 1966. This property is identified as Square N–515 and is the proposed site for a Fire Engine and Truck Company. The total land area to be acquired is 13,395 square feet, which amounts to $18.50 per square foot (including buildings thereon) as estimated by the budget appraisal of $247,800.

As a part of our assessing program we regularly consult with a Land Value Advisory Committee consisting of five competent and respected appraisers active within the city. A recent meeting with this committee included the block in which the above site is located. It was the unanimous recommendation of these recognized experts that the value of the land in this block, including the subject site, was $9.00 per square foot. This value was developed from the knowledge of the respective committee members and a desire to assure a uniform and equalized land pattern throughout the entire area of lots in individual ownership. When assembled, the subject site may experience as much as a 20% enhancement in value, or a market value of $10.80 per square foot. Hence, our opinion of market value in this particular case is at variance with that of the appraiser who prepared the budget appraisal. Consequently, the ratio of assessed value to the specific budget appraisal appears quite low.

It is inevitable that not every assessment will bear the same relationship to each appraisal for budget purposes since the estimate of value of a particular property depends very much upon the individual appraiser and the appraisal or assessment system used.

Revenue Loss Occasioned by District and Federal Government Acquisition of Real Estate

Senator Byrd. What is the estimated revenue loss to the District because of the District's and the Federal Government's acquisition of taxable and real property in fiscal year 1965 and 1966?

General Duke. We will have to supply that.

Senator Byrd. Supply that for the record.

(The information follows:)

Fiscal year	Federal Government		District of Columbia [1]	
	Total value	Tax	Total value	Tax
1965	$3,654,425	$91,361	$2,724,276	$68,107
1966	956,265	25,819	4,199,458	113,385

[1] The above figures do not include land acquired and dedicated for highways and streets.

TAX EXEMPT PROPERTY INCREASE

Senator BYRD. Is the percentage of tax-exempt property still on the increase?

Mr. TOBRINER. Yes, sir.

Senator BYRD. Last year it was 54.2 percent in area and 47.2 percent in value. Would you indicate what the situation is at this time?

Mr. TOBRINER. I can't indicate it in terms of percentages or figures, but I can say to you, sir, that we have constant applications for additional exemptions by way of new embassies, foreign missions, new religious organizations, and the like.

Senator BYRD. Could you indicate for the record, Mr. Tobriner, the picture in this regard?

Mr. TOBRINER. Yes, we will.

(The information follows:)

Assessed value of exempt property in the District in fiscal years 1965, 1966, and 1967:

	Assessed value	Tax	Percent of land area	Percent of land value	Percent of total value
Fiscal year 1965:					
United States	$1,611,641,952	$40,291,049	43.1	36.8	32.2
District of Columbia	243,462,327	6,086,558	4.1	3.2	4.9
Other exempt:					
Religious	138,526,982	3,463,175			
Educational	119,717,910	2,992,948			
Charitable	37,065,284	926,632			
Hospitals	22,343,338	558,583			
Libraries	9,935,960	248,399			
Foreign government	50,611,858	1,265,296			
Cemeteries	3,210,693	80,267			
Miscellaneous	68,372,825	1,709,321			
Total other exempt	449,784,850	11,244,621	7.0	7.2	8.9
Total exempt	2,304,889,129	57,622,228	54.2	47.2	46.0
Fiscal year 1966:					
United States	1,663,107,773	$44,903,910	43.2	36.3	31.6
District of Columbia	249,682,088	6,741,416	4.2	3.2	4.7
Other exempt:					
Religious	152,597,020	4,120,120			
Educational	133,441,755	3,602,927			
Foreign government	39,150,281	1,057,058			
Charitable	23,168,042	625,537			
Cemeteries	9,981,711	269,506			
Hospitals	55,103,442	1,487,793			
Libraries	3,129,269	84,490			
Miscellaneous	82,211,642	2,219,714			
Total other exempt	498,783,162	13,467,145	7.1	8.0	9.5
Total exempt	2,411,573,023	65,112,471	54.5	47.5	45.8
Fiscal year 1967:					
United States	1,711,881,315	46,220,796	43.3	35.7	30.9
District of Columbia	282,514,451	7,627,890	4.2	3.4	5.1
Other exempt:					
Religious	162,905,328	4,398,444			
Educational	139,120,606	3,756,256			
Foreign government	24,061,287	649,655			
Charitable	62,018,459	1,674,499			
Cemeteries	3,129,269	84,490			
Hospitals	40,000,750	1,080,020			
Libraries	10,218,326	275,895			
Miscellaneous	81,210,709	2,192,689			
Total other exempt	522,664,734	14,111,948	7.0	8.0	9.4
Total exempt	2,517,060,500	67,960,634	54.5	47.1	45.4

HOUSE ALLOWANCE PERCENTAGE OF GENERAL FUND

Senator BYRD. What percent of the general fund does the House contribution of $49 million represent?

Mr. TOBRINER. We will give it to you in a moment.

Mr. HERMAN. We have it with our requests of the committee, sir. We can work it out. It has been furnished for the record as the House recommendations.

FEDERAL PAYMENT PERCENTAGE OF GENERAL FUND

Senator BYRD. Yes. Place in the record a table on percentage of Federal payments to the general fund for the past several years.

Mr. TOBRINER. That was in the House hearings I believe.

(The information follows:)

Percentage of Federal payment to the general fund

Fiscal year	Total appropriations	District of Columbia share	U.S. share	Percentage of U.S. share
1924	$23,903,755	$14,463,330	$9,440,425	39.49
1925	31,175,672	22,030,317	9,145,355	29.33
1926	31,139,730	22,139,638	9,000,092	28.90
1927	33,951,478	24,950,987	9,000,491	26.51
1928	34,894,148	25,892,358	9,001,790	25.79
1929	35,957,970	26,957,753	9,000,217	25.03
1930	40,694,306	31,694,306	9,000,000	22.12
1931	45,625,286	36,125,252	9,500,034	20.82
1932	43,840,022	34,339,911	9,500,111	21.67
1933	39,626,998	31,851,847	7,775,151	19.62
1934	29,700,737	24,000,708	5,700,029	19.19
1935	34,620,004	30,080,709	4,539,295	13.11
1936	38,295,953	32,588,424	5,707,529	14.90
1937	40,182,768	35,177,768	5,005,000	12.46
1938	41,143,818	36,118,792	5,025,026	12.21
1939	40,494,451	35,494,451	5,000,000	12.35
1940	41,777,885	35,777,768	6,000,117	14.36
1941	43,136,909	37,136,909	6,000,000	13.91
1942	47,401,269	41,401,269	6,000,000	12.66
1943	49,422,932	43,422,932	6,000,000	12.14
1944	54,642,247	48,642,247	6,000,000	10.98
1945	62,599,125	56,599,125	6,000,000	9.58
1946	64,728,423	58,728,423	6,000,000	9.27
1947	72,584,314	64,584,314	8,000,000	11.02
1948	81,744,086	70,744,086	11,000,000	13.46
1949	86,017,985	75,017,985	11,000,000	12.79
1950	98,331,275	87,331,275	11,000,000	11.19
1951	103,924,822	94,124,822	9,800,000	9.43
1952	121,265,978	110,865,978	10,400,000	8.58
1953	113,589,327	103,589,327	10,000,000	8.80
1954	129,111,304	118,111,304	11,000,000	8.52
1955	139,578,760	119,578,760	20,000,000	14.33
1956	143,179,303	125,179,303	18,000,000	12.57
1957	155,579,025	135,579,025	20,000,000	12.86
1958	166,096,999	146,096,999	20,000,000	12.04
1959	185,915,914	160,915,914	25,000,000	13.45
1960	199,806,074	174,806,074	25,000,000	12.51
1961	223,086,004	198,086,004	25,000,000	11.20
1962	233,626,683	203,626,683	30,000,000	12.84
1963	255,356,208	225,356,208	30,000,000	11.75
1964	265,099,691	227,599,691	37,500,000	14.15
1965	298,147,563	260,647,563	37,500,000	12.57
1966	326,017,382	281,767,382	44,250,000	13.57
1967	[1] 341,023,666	292,023,666	[1] 49,000,000	14.37
1967	[2] 355,366,366	305,366,366	[2] 50,000,000	14.07
1967	[3] 365,366,366	305,366,366	[3] 60,000,000	16.42

[1] Based on House allowance.
[2] As proposed in Senate.
[3] Including anticipated supplemental for teachers, police and fire, and wage board pay increases.

NOTE.—Prior to 1923 the percentage of the U.S. share was set at 50 percent. In 1956 a Federal payment of $20,000,000 was authorized. This authorization was increased to $23,000,000 in 1957 and $32,000,000 in 1959. Public Law 88-104, Aug. 27, 1963, increased the authorization to $50,000,000. Public Law 89-610, Sept. 30, 1966, increased the authorization to $60,000,000.

JUNE 30, 1966, VACANCIES

Senator BYRD. What was the total number of vacancies on August 31, 1966? The House report, page 4, the last paragraph, shows 2,056.
Mr. TOBRINER. This shows 1,849.
Senator BYRD. 1,849.
Mr. TOBRINER. Yes, sir.

INAPPLICABILITY OF PRESIDENTIAL FREEZE OF POSITIONS

Senator BYRD. Is the President's recent freeze on positions applicable to the District?
Mr. TOBRINER. No, sir, it is not.

ABOLISHMENT OF POSITIONS

Senator BYRD. Do you ever abolish any positions?
Mr. HERMAN. Yes, sir.
Mr. LOWE. We do, Mr. Chairman. With the mounting demands for services in so many of our major operations though, they are always more than counterbalanced by new positions.
Senator BYRD. How many positions were abolished in the past fiscal year?

7-YEAR COMPARISON OF AUTHORIZED POSITIONS

Senator BYRD. What was the total number of authorized positions in the District government as of June 30? And how does this compare with 5 years ago? I think it might be well just to insert in the record a table showing the number of authorized positions over the past, for each of the past—can you go back 10 years?
Mr. HERMAN. We have it for 7 years, sir.
Senator BYRD. All right, 7 years.
Mr. LOWE. How far back do you wish to go, Mr. Chairman.
Senator BYRD. Let's have a record for each of the past 7 years.
Mr. LOWE. All right, sir.
(The information follows:)

Authorized positions, 1961–66 and estimate for 1967

1961	25,363
1962	26,229
1963	27,253
1964	28,430
1965	29,242
1966	30,161
1967 estimate	32,158

Abolished positions, 1961–67

1961	1
1962	7
1963	28
1964	78
1965	11
1966	31
1967	3
Total	159

RESTORATION OF OLD GEORGETOWN MARKET

Senator BYRD. Are there any funds in the 1967 bill for restoration of the Georgetown Market?

Mr. TOBRINER. No, sir, there are not.

Senator BYRD. The Old Georgetown Market Act was approved on September 21. What are your plans in this regard, Mr. Tobriner?

Mr. TOBRINER. Since it is legislation that requires the restoration of that market, we propose to include funds, in the 1968 budget estimate.

Senator BYRD. What is the amount involved?

Mr. TOBRINER. The limitation in the bill I believe is $150,000, although our estimates run up to $185,000.

Senator BYRD. Isn't this matter pretty urgent because of the imminent displacement of the farmers and merchants from the K Street Market which was sold by the District of Columbia government last year?

Mr. TOBRINER. Frankly, Mr. Chairman, we thought that there were other more important items in the budget.

Senator BYRD. Doesn't the District of Columbia have to act expeditiously to make the necessary alterations and repairs to provide occupancy by the January date?

Mr. TOBRINER. I don't know about that date.

Senator BYRD. The present contract between the purchaser of the K Street Market and the occupants expires in January 1967.

Mr. TOBRINER. I was not aware of that.

Mr. LOWE. You see, Mr. Chairman, we actually sold the K Street Market quite some months ago. It is now in private ownership, and we were not aware of these particular arrangements between the market tenants and the new owners.

Senator BYRD. Would you like to take a look at this and talk about it a little later in the hearing, Mr. Tobriner?

Mr. TOBRINER. Yes, sir.

Senator BYRD. I mean at the matter, not at this. This is a letter from someone.

Mr. TOBRINER. Right.

Senator BYRD. The subcommittee will recess for 3 or 4 minutes.

(Recess.)

HIGHWAY PLANNING PROGRAMING AND RESEARCH

Senator BYRD. I note that the House allowed $300,000 of the $400,000 requested for highway planning, programing, and research. Would you give us some specifics on this item. How much have we spent on this type of project in the past few years and is there Federal participation in the project?

General DUKE. There is Federal participation in the project, sir, but I will have to ask if we have any specific dollar figures of our experience there.

Mr. AIRIS. The HPR project finances a portion of the salaries in the Bureau of Traffic Engineering and Operations, all of the salaries in the Office of Planning and Programing, and a variety of projects of a research nature that the Department undertakes in cooperation with the Bureau of Public Roads and Highway Research Board.

I think that we have, subject to a check, spent substantially the funds that have been appropriated each year.

Senator BYRD. How much is that? Do you have some idea?

Mr. AIRIS. I don't have that information here, sir. I can furnish it for the record.

Senator BYRD. That will be all right. Supply it for the record. Is there Federal participation in these projects?

Mr. AIRIS. Yes, sir, there is. It is a combination of 90–10 funds and 50–50 funds, aggregating somewhere about 80-percent Federal funds and 20-percent District funds.

(The information follows:)

EXPENDITURES ON PROJECT 28–3, HIGHWAY PLANNING, PROGRAMING AND RESEARCH

Fiscal year	Amount		
	District of Columbia funds	Federal aid	Total
1962	$200,958	$597,105	$798,063
1963	228,155	514,873	743,028
1964	350,541	494,568	845,109
1965	419,585	767,655	1,187,240
1966	368,258	642,293	1,010,551
Total	1,567,497	3,016,494	4,583,991

DISTRICT HIGHWAY BEAUTIFICATION PROGRAM

Senator BYRD. What is the situation with regard to the highway beautification program in the District?

Mr. AIRIS. In what way, sir?

Senator BYRD. How much was the Federal grant, and what is the status of the program?

Mr. AIRIS. Well, I believe that we are up to date. I can't recall the exact figures on the Federal grant. I can supply that for the record.

Senator BYRD. All right.

(The information follows:)

HIGHWAY BEAUTIFICATION PROGRAM

(TITLE III, PUBLIC LAW 89–285, HIGHWAY BEAUTIFICATION ACT OF 1965), FISCAL YEAR 1966

Federal aid apportionment: $726,304.
Obligations: $724,272.

HOUSING AND URBAN DEVELOPMENT BEAUTIFICATION PROGRAM, FISCAL YEAR 1966

HUD grant: $633,428.[1]
Obligations: $312,613.

TREE REPLACEMENT PROGRAM

Senator BYRD. How much is in the House bill for the tree replacement program and how does it compare with fiscal year 1966?

Mr. AIRIS. We didn't have that item in 1966, sir, but it has been reinstituted in 1967. It is an addition to a 6-year program that we

[1] Obligations of $2,194,853 by various District of Columbia agencies and the National Capital Housing Authority, and private donations of $175,000 were required to earn this grant. Unobligated portion of HUD grant in 1966 is carried forward to fiscal year 1967.

had embarked on at a prior date. Now we have experienced more trees dying than had been anticipated, and the program this year is to try to reduce the backlog of vacant tree spaces on our city streets.

Senator BYRD. Were many trees lost during the recent drought?

Mr. AIRIS. Yes, there were, but I haven't had a count on it yet, sir.

Senator BYRD. Let us have it for the record, please.

Mr. AIRIS. All right, sir.

(The information follows:)

TREES LOST DURING RECENT DROUGHT (ESTIMATED)

Older trees, 2-percent loss.

Trees newly planted (1965–66) by District of Columbia forces (bare root), 25-percent loss.

Trees newly planted (1965–66) by contract (balled and burlapped), 22-percent loss.

This represents a total of approximately 8,500 trees lost due to the drought.

STREETCAR TRACKS

Senator BYRD. When will the project to cover the existing streetcar tracks be completed?

Mr. AIRIS. It is substantially completed right now, sir. In certain streets where we have street replacement planned in the next few years as a part of our regular public works program, or where replacement of waterlines or sewers is anticipated, the streetcar tracks have not been covered, but will be removed in connection with the construction. Elsewhere, except for streets in the Georgetown RLA areas, the program is complete.

Senator BYRD. Are there any funds in the bill for this purpose?

Mr. AIRIS. $20,000, sir.

FOURTEENTH STREET BRIDGE REPLACEMENT

Senator BYRD. What is the current status of the old 14th Street Bridge replacement project for which $910,000 in D.C. funds is requested but was not allowed by the House?

Mr. TOBRINER. That 14th Street bill has been passed, but has not been signed by the President. It provides for a six-lane bridge with two lanes to be used as service lanes.

TEACHER, POLICEMAN, AND FIREMAN SALARY INCREASES

Senator BYRD. Is the $9.4 million estimate for salary increases for teachers, policemen, and firemen based on the Senate bill or the House bill?

Mr. HERMAN. The Senate bill, sir.

SUBCOMMITTEE RECESS

Senator BYRD. The subcomittee will recess until 1:30. Chief Layton, we will not get to your Department until next Friday. I believe you have to be out of town until Thursday, don't you?

Chief LAYTON. That is correct, Mr. Chairman, depending on the wishes of your committee.

Senator BYRD. We certainly want to cooperate with you, and we will wait until next Friday then to hear your Department.

Chief LAYTON. Thank you, Mr. Chairman.

Senator BYRD. That will enable you to make your committment elsewhere.

This afternoon we ought to be able to proceed with possibly Health. We ought to have Health and Welfare and the Office of the Corporation Counsel, and the courts and schools. I don't know how far we will get.

We will come back at 1:30.

(Whereupon, at 11:55 a.m., the subcommittee recessed until 1:30 p.m., the same day.)

(AFTERNOON SESSION, 1:30 O'CLOCK SATURDAY, OCTOBER 1, 1966.)

DISTRICT OF COLUMBIA

STATEMENT OF COMMISSIONER WALTER N. TOBRINER; ACCOMPANIED BY SCHUYLER LOWE AND D. P. HERMAN—Resumed

INCOME TAX

Senator BYRD. The subcommittee will resume its hearings.

Mr. Tobriner, I would like to continue with the Commissioners for a little while if I may.

With regard to the income tax revenues, Mr. Tobriner, what is the number of individuals in the District of Columbia who pay income tax.

Mr. TOBRINER. We will give it to you in one second, Mr. Chairman.

Mr. LOWE. Mr. Chairman, the latest year for which I have a complete analysis with me is the tax year 1963, and at that time there were 227,000 taxable individual income tax returns. This has been going up slowly each year. So if I may have the right to correct this figure, I would estimate it is probably about 240,000.

Senator BYRD. About 240,000?

Mr. LOWE. At the present time. These are taxable returns. We actually get slightly over 300,000 returns altogether, since the statute requires you to file on the basis of your gross income.

(The information follows:)

Number of individual income tax returns filed for calendar year 1964

Number of taxable returns	237,666
Number of nontaxable returns	57,921
Total	295,587

DISTRICT OF COLUMBIA POPULATION

Senator BYRD. What is the population of the District of Columbia?

Mr. TOBRINER. Approximately 811,000 people, according to the latest census estimate.

Senator BYRD. As of what date?

Mr. LOWE. This was as of last summer.

Senator BYRD. 1965?

Mr. LOWE. 1965. I think I have an official estimate here, Mr. Chairman. The District of Columbia population officially estimated as of July 1965 was 802,000, this carbon looks like. I thought it was 812,000, frankly. But this was the Census Bureau provisional estimate made just a month or so ago for July of 1965.

Senator BYRD. What is the highest population figure for the District of Columbia as you recall, Mr. Lowe?

Mr. LOWE. The highest I remember since 1950 was an estimate of in the 860,000 bracket along about 1955, and then, as you recall, it sank to the official census figure of about 762,000 or 763,000 in the 1960 census, and has tended to climb slowly ever since.

Senator BYRD. So 860,000-odd would be the highest figure?

Mr. LOWE. Since 1950.

Senator BYRD. Was it above that in any previous time?

Mr. LOWE. I understood that during the war years it got above that, a little above 900,000. Those figures I do not actually have.

Senator BYRD. If you do not mind, perhaps you could supply that for the record.

Mr. LOWE. All right, sir.

(The information follows:)

District of Columbia: Total population

[In thousands]

1940 (census)	663
1944	[1] 894
1945	880
1950 (census)	802
1951	[2] 822
1955	792
1960 (census)	764
1965	802

[1] Highest.
[2] Highest in 1950's.

ANTICIPATED 1968 INCOME TAX RETURNS

Senator BYRD. Do you anticipate any increase in the number of returns for 1968?

Mr. LOWE. This slow progression as our population, its average age picks up a little bit. The changes in the income tax do not increase the tax, the number of taxable persons. It simply is an increase, it has the effect of making more of your income subject to higher rates.

RECRUITMENT FOR NEW POSITIONS

Senator BYRD. Your new positions are to be financed on a 6-months basis?

Mr. TOBRINER. That is correct, sir.

Senator BYRD. What about your recruitment of teachers?

Mr. TOBRINER. They would have to be financed wherever possible from the date that teachers are acquired. But it is highly unlikely that at this time of the year we can get teachers except for the second semester. Most of them have already made engagements.

Senator BYRD. How many new teacher positions are being requested?

Mr. TOBRINER. 400 total positions for the public schools, and we will break that down for you.

Senator BYRD. You will be able to recruit most of those positions outside of the teacher positions, will you, for the second semester?

Mr. TOBRINER. I think Dr. Hansen, who is here, will be able to give a more accurate answer than I.

Senator BYRD. Dr. Hansen.

Dr. HANSEN. Mr. Chairman, we have to say very candidly that the recruitment of teachers and other professional staff at this time of year is a slow and uncertain process, but we believe that because of the

nature of Washington, where people do come into the community, with husbands and families, there is quite a bit of in-migration of this kind of professional people. Therefore, we can, I am sure, within the course of the year, fill the positions.

We think that a 6-months allocation is an adequate amount of money for this. We believe we can manage the recruitment.

Mr. TOBRINER. There are 228 actual teacher positions requested.

Senator BYRD. 228?

Mr. TOBRINER. Yes, sir.

Senator BYRD. If you cannot recruit these teacher positions in time for service in the second semester, what does this do to your request for these positions?

Mr. TOBRINER. They would have to lapse.

TOTAL POSITION VACANCIES

Senator BYRD. How many vacancies do you presently have in teacher positions, Dr. Hansen?

Dr. HANSEN. I am sorry to say I have not seen the vacancy count. It has not come to my office.

Mr. TOBRINER. The total position vacancies, not necessarily confined to teachers in the public schools, as of August 31, 1966, was 148.

Senator BYRD. 148.

If you have not done so already, indicate the number of vacancies in all departments.

Mr. TOBRINER. We have that, Mr. Chairman, in the schedule which was annexed to my statement.

Senator BYRD. What is the number of vacancies in all departments as of the end of fiscal year 1966?

Mr. TOBRINER. We have a figure.

Senator BYRD. Was that 177?

Mr. TOBRINER. In all departments? No, sir, 1,849.

AUTHORIZED NEW POSITIONS

Senator BYRD. Where did I get this figure of 177?

Mr. TOBRINER. That is new positions authorized in fiscal year 1966.

Senator BYRD. One hundred of those would have been police positions?

Mr. TOBRINER. They would have been the authorized strength which was increased from 3,000 to 3,100.

TEACHER RECRUITMENT

Senator BYRD. If we are going to have difficulty recruiting teachers for the second semester, why should we appropriate this money for 228 additional positions?

Mr. TOBRINER. Well, sir, I think on the possibility of recruiting such teachers, because I think if the money were eliminated, we would avoid even the possibility of such recruitment, and I think it is worth while to have the money in there, which would lapse, as you know, and go into the Treasury, in order to enable the schools to have that flexibility.

Senator BYRD. I do not want any impression to get abroad that I am against adding teacher positions on the basis of that question that I asked.

Mr. LOWE. Mr. Chairman, might I add another point.

If you do authorize the positions at this time, then they become a part of the base for the school and the continuing resolutions in the future year, in the event there is a delay in the appropriations, would enable the Board of Education to proceed with recruitment much earlier in the season when recruitment is more feasible.

POSSIBLE REDUCTION OF REQUEST FOR NEW, OTHER THAN TEACHER, POSITIONS

Senator BYRD. With regard to other positions, is it feasible for the subcommittee, in your judgment, Mr. Tobriner, to make some reductions in the requests for new positions, considering the fact that there are x number of vacancies which you have already pointed out, and also considering the fact that it is going to be November 1 before you can even begin thinking about recruiting?

Mr. TOBRINER. I should say, sir, that that would depend on shall I say the professional or labor supply in the market for those particular vacancies. The greatest number of vacancies occurred in the Departments of Public Health and Public Welfare, being 248 and 405 respectively.

I understand, although Mr. Brewer will be able to speak with more accuracy on the subject, that it is quite difficult to get welfare workers possessing the necessary training qualifications. As to the character of the vacancies in Public Health, I do not have sufficient detailed knowledge, but Dr. Grant and perhaps Commissioner Duncan could state the facts in respect to those vacancies. Those are the two Departments, as I read this, with the possible exception of Highways and Traffic, in which we find the greatest number of vacancies.

There is not the same impediment to the recruitment of these vacancies as there is to the recruitment of teacher vacancies because of the nature of teacher contracts being made earlier in the season.

PERSONNEL REQUEST FOR OFFICE OF INVESTIGATIONS

Senator BYRD. Is Mr. Brewer here?

Mr. DUNCAN. He was here this morning.

Senator BYRD. I have a question at this point with regard to the additional personnel being requested in the Office of Investigations.

Mr. DUNCAN. I understand he will be back later.

NEW STADIUM FOR SPINGARN HIGH SCHOOL

Senator BYRD. All right, we will skip that for now.

You make reference to the request for a new stadium under your capital outlay.

Mr. TOBRINER. Yes, sir.

Senator BYRD. The paragraph on page 9. Where is this?

Mr. TOBRINER. The Spingarn High School.

CONSTRUCTION PROVISION FOR PUPIL INCREASE

Senator BYRD. How many new pupil positions, Mr. Tobriner, would be provided by the additional one school and the adjunct to nine school buildings?

Mr. TOBRINER. 3,020.

Senator BYRD. 3,020?

Mr. TOBRINER. Yes, sir.

Senator BYRD. And what would be the time frame in which these would be ready?

Mr. TOBRINER. Well, the time frame, generally speaking, would be about 2 years. In some cases site acquisitions are necessary, in other cases merely construction is necessary.

EVENING OPERATION OF RECREATIONAL FACILITIES

Senator BYRD. You made reference to the lighting of recreational facilities. To what hour in the summer are these facilities lighted?

Mr. TOBRINER. Ten o'clock p.m.

Senator BYRD. Is this true with regard to the spring and fall?

Mr. TOBRINER. That has not yet been decided. Because of the opening of schools, the hour of closing would be earlier, possibly 9 o'clock.

Senator BYRD. How did you reach the figure of $546,000 as your estimate for the needs in this regard?

Mr. TOBRINER. This was on the basis of the extra time of recreational people required to supervise the playgrounds, on the basis of the cost current used in the lighting, on the basis of custodial people in the schools where recreational facilities are attached to the schools.

Senator BYRD. What is your experience concerning this item?

Mr. TOBRINER. Our experience has been that it has provided a healthful form of supervised recreation for children who might otherwise be on the streets.

Senator BYRD. What is the exact figure as to expenditures in this regard thus far?

Mr. TOBRINER. Mr. Cole is here. He can answer that.

Mr. COLE. Mr. Chairman, as of September 10, it was approximately $90,000. That is from the beginning date of July 17 through September 10 approximately $90,000.

Senator BYRD. Does that include contributions from other sources or was that all District of Columbia money?

Mr. COLE. Some from contributions, some from operating moneys. The proportion of the contribution at this time, Mr. Chairman, I could not track that down but I would say for the most part it was from operating moneys of the Department. All of the 90 that are listed on the schedule there were not open, of course, beginning July 17. It has been a gradual construction program. All of the sites are now completed with partial lighting or complete lighting, all of the 90 units.

When I say partial lighting, some of the larger areas we were planning to put in what we call multiuse lighting for the basketball courts, small children's play area and the softball fields.

For the most part all of the areas have, the multiuse areas are lighted but there are still some remaining where the softball fields have not been lighted as yet.

COST FORMULA

Senator BYRD. Does your $546,000 estimate result from multiplying $90,000 times 6, $90,000 being the amount used in a 2-month period?

Mr. COLE. No; it does not, Mr. Chairman.

We have submitted here and there is a formula which we have. We base it on a weekly cost, first for what we call our non-school-centered units. Those are areas where they are not adjacent to school buildings, and there are 37 of these units, and we base it on a weekly cost at school facility units.

PERSONNEL

In the school facility units, it means that there is an additional person needed by way of a school custodian, in order to keep the school building open so we will have the use of the lavatory facilities and for storage of the equipment, et cetera. In the school buildings there are 53 such centers where the night-light program was developed.

At each of these units, both the schools and the nonschool, there are two per diem employees who are employed, and this is the formula used to arrive at the $546,000, there are two per diem employees who are used for 24 hours each per week at $1.96 an hour, and, of course, the personnel benefits are worked into the budget estimate.

MAINTENANCE

Then the maintenance on an average of $50 a week per unit, this includes the replacing of the bulbs and any breakages that we might have from vandalism or anything that might go bad because of the electrical fixtures, and the maintenance was built in as far as both the schools and the nonschool units were concerned.

RETIREMENT AND SUPPLIES AND EQUIPMENT

Then the retirement, of course, for those who are eligible for retirement, supplies and equipment. This is the additional supplies that are needed for the various types of programs that have been carried on at these playgrounds because of the night lights. We are now going into planning under the lights with neighborhood block clubs and neighborhood organizations, for Hallowe'en parties. Of a special and daily nature are the football games now going on, the basketball games, the soccer games in some of the larger areas where we have the night-lighted softball fields, and many other forms of activity which have been of interest to the children.

SWIMMING POOL OPERATION

In addition, the swimming pools are also included in this list. We were closing the swimming pools at 8:30 in the evening. We extended the hours to 10 o'clock for closing at the 10 swimming pools which were in the program beginning July 17, and added the McKinley pool to the program on August 1, making eleven public pools which we operate until 10 o'clock at night.

This figure is based, Mr. Chairman, around the items which are itemized here on the weekly cost. We are operating in the fall, from August 29 until November 12, as was pointed out, I think, in the Commissioner's opening statement, for 11 weeks, and for the spring program beginning March 13 and going through June 30, 16 weeks or a total of 27 weeks of operation, based on this request.

ONE-HOUR CUTBACK MONDAYS THROUGH THURSDAYS AND REQUEST REDUCTION

I might say here, Mr. Chairman, if it is permissible at this time, before coming up for the testimony, that because of the school activities, that is the school study on the part of the kids, we felt that instead of running the program during the school year at the time the children were in school, we have cut the program back 1 hour in the evening Monday through Thursday night, and we would keep them open on Friday and Saturday nights until 10 o'clock. Thus this has brought about a reduction in the $546,000 figure. We will only require $489,000 instead of the $546,000.

Senator BYRD. You do not have Sundays included?

Mr. COLE. No.

Senator BYRD. You do not have the lighting on Sunday evening?

Mr. COLE. That is right, Mr. Chairman.

Senator BYRD. What would be the figure, $489,000?

Mr. COLE. $489,000 would be the figure instead of $546,000.

WINTER PROGRAM

Senator BYRD. Now what about your winter months?

Mr. COLE. The winter months we operate in the school buildings and in national housing community buildings. We are not out of doors at that time, and our winter program begins at the end of the closing of the outdoor night lighting program. It is around November 15. We close down around March 12, which means then we go right back outdoors again under the night lights.

Senator BYRD. But for 4 months you do not have the lighting?

Mr. COLE. That is correct.

However, if there should be an occasion for special programs during the winter under the lights, I am sure that we would turn on a light or two in the wintertime if need be.

EVENING PROGRAM VANDALISM

Senator BYRD. What has been your experience with regard to vandalism in connection with your night lighting?

Mr. COLE. Thus far the vandalism has been very small. We have just a small percentage of vandalism at the present time.

Senator BYRD. What do you mean by very small? What do you mean by a small percentage?

Mr. COLE. I would say no more than perhaps 1 percent at the present time of the total of the 90 units that we operate.

Senator BYRD. Give us the exact figures for the record. Specify the items, and the locations.

Mr. COLE. On vandalism?

Senator BYRD. The amount of moneys, and whether or not any collections were made from those who committed the acts of vandalism.

(The information follows:)

Extent of vandalism of new night lights to date

Place	Date	Extent
Lamond, Kansas Ave. and Tuckerman St. NE..	July 22, 1966	Repair light control boxes with tamper-proof construction.
Takoma, 3d and Van Buren Sts. NW	do	Do
Stevens, 21st and L Sts. NW	July 25, 1966	Make necessary repairs.
Randle, 30th and Pennsylvania Ave. SE	Aug. 17, 1966	Repair lights on basketball area.
Rudolph, 2d and Hamilton Sts. NW	Aug. 10, 1966	Repair 3 lights.
Barry Farms, 1230 Sumner Rd. SE	Aug. 26, 1966	Check lights on softball field. 1 pole of lights out completely.
Lamond, Kansas Ave. and Tuckerman St. NE...	Sept. 16, 1966	Repair or replace damaged outside lights. Also secure switch box.
Rudolph, 2d and Hamilton Sts. NW	do	Repair or replace 3 lights.
Emery, Georgia Ave. and Madison St. NW	Sept. 23, 1966	Repair or replace 1 light.
Rosedale, 17th and Gales St. NE	Sept. 28, 1966	Replace approximately 20 bulbs.

NOTE.—No collections for vandalism were made by the Government. Total cost of above vandalism, $1,451.20.

FACILITY LOCATION

Senator BYRD. Is it your experience that any of these areas might not have to have lighting, based on the use of the facilities during the past months?

Mr. COLE. Not thus far, Mr. Chairman. In fact they have been well used.

Senator BYRD. All of the areas?

Mr. COLE. All of the areas.

Senator BYRD. Would you indicate for the record the locations of these facilities which have had evening hours of operation and which have been lighted under this program?

Mr. COLE. We will do that, Mr. Chairman.

(The information follows:)

NIGHT-LIGHTED FACILITIES

1. Rudolph Playground, 2nd & Hamilton Streets, NW.
2. Barry Farms Recr. Ctr. (NCHA), 1230 Sumner Road, SE.
3. Harrison Playground, 13th & V Streets, NW.
4. Highland Recreation Center (NCHA), 676 Yuma Street, SE.
5. Knox Hill Recreation Center (NCHA), 30th & Hartford Streets, SE.
6. Evans Recreation Center, 5600 East Capital Street.
7. Riggs-LaSalle Playground, Riggs Rd. & Madison St., NE.
8. Terrell-Walker Jones Recr. Ctr., 1st & L Streets, NW.
9. Rosedale Recreation Center, 17th & Gales Streets, NE.
10. Park View Playground, Warder St. & Princeton Pl., NW.
11. Woodson Recreation Center, Minnesota Ave. & Foote St., NE.
12. Banneker Recreation Center, Georgia Ave. & Euclid St., NW.
13. Francis Recreation Center, 24th & N Streets, NW.
14. Barnard Playground, 5th & Decatur Streets, NW.
15. Lewis-Mott Playground, 300 Bryant Street, NW.
16. Wilson Playground, 7th & K Streets, NE.
17. Hine Recreation Center, 7th & C Streets, NE.
18. Kelly Miller Recreation Center, 49th & Brooks Streets, NE.
19. Upshur Playground, 14th St. & Arkansas Ave., NW.
20. Brentwood Village Playground, 15th & Bryant Streets, NE.
21. Emery Recreation Center, Georgia Ave. & Madison St., NW.
22. Kenilworth Recr. Ctr. (NCHA), 4500 Quarles Street, NE.
23. Backus Recreation Center, So. Dakota Ave. & Hamilton St., NE.
24. Langley Recreation Center, Lincoln Road & T Street, NE.
25. Thomson Playground, 12th & L Streets, NW.
26. Takoma (Coolidge) Recr. Ctr., 3rd & Van Buren Streets, NW.
27. Capper-Lincoln Recreation Center, 5th & K Streets, SE.
28. Anacostia Recreation Center, Bet. 11th & Pa. Ave Bridges, S.E.

29. Watkins Recreation Center, 12th & E Streets, SE.
30. Eliot Playground, 18th St. & Constitution Ave., NE.
31. Hart (Simon) Recreation Center, 6th & Mississippi Avenue, SE.
32. H. D. Cooke Playground, 17th & Euclid Streets, NW.
33. Edgewood Playground, 3rd & Evarts Streets, NE.
34. Raymond Playground, 10th Street & Spring Road, NW.
35. Payne Playground, 15th & C Streets, SE.
36. Sherwood Playground, 10th & G Streets, NE.
37. Thomas-Parkside Playground, Anacostia Ave. & Grant St., NE.
38. Taft Recreation Center, 18th & Otis Streets NE.
39. Jefferson Recreation Center, 8th & I Streets, SW.
40. Douglass Jr. High Recr. Ctr., Douglas & Stanton Roads, SE.
41. Monroe Playground, Columbia Rd. & Sherman Ave., NW.
42. Peabody Playground, 5th & C Streets, NE.
43. Lovejoy Playground, 12th & D Streets, NE.
44. Logan Playground, 3rd & G Streets, NE.
45. Palisades Recreation Center, Edmunds St. & Sherrier Pl., NW.
46. Lamond Playground, Kansas Ave. & Tuckerman St., NE.
47. Ridge Playground, Ridge Rd. & Burns Street, SE.
48. Watts Branch Playground, 62nd & Banks Place, NE.
49. Hendley Playground, 6th & Chesapeake Streets, SE.
50. Maury Playground, Constitution Ave. bet. 12th & 13th Streets, NE.
51. Noyes Playground, 10th & Franklin Streets, NE.
52. Keene Playground, Rock Creek Church & Riggs Roads, NE.
53. River Terrace Playground, 34th & Dix Streets, NE.
54. Bundy Playground, 429 O Street, NW.
55. Nalle Playground, 50th & C Streets, S.E.
56. Crummell Playground, Gallaudet & Kendall Sts., NE.
57. Congress Heights Playground, Savannah St. & Randle Pl., SE.
58. Davis Playground, 44th & H Streets, SE.
59. Benning-Stoddert Recr. Ctr. (NCHA), 155 Ridge Road, SE.
60. Stevens Playground, 21st St. bet. K & L Streets, NW.
61. Virginia Avenue Playground, 9th Street & Virginia Avenue, SE.
62. Fort Greble Playground, Nichols Ave. & Chesapeake St., SE.
63. Sousa (Kimball) Recr. Ctr., 37th Street & Ely Place, SE.
64. Harris Playground, 53rd & C Streets, SE.
65. Spingarn-Langston Recr. Ctr. (NCHA), 26th Street & Benning Road, NE.
66. East Potomac, East Potomac Park.
67. Gallinger (Grant) Playground, 22nd & F Streets, NW.
68. Fort Stevens Playground, 13th & Van Burne Streets, NW.
69. Bald Eagle Playground, Nichols Ave. & Joliet St., SW.
70. Turkey Thicket Recreation Center, 10th Street & Michigan Avenue, NE.
71. Rabaut Playground, No. Dakota & Kansas Avenues, NW.
72. Brent Playground, 3rd & D Streets, SE.
73. Lenox Playground, 5th St. bet. G St. & Va. Ave., SE.
74. Langdon Park Playground, 20th & Franklin Streets, NE.
75. Drew Playground, 57th & Eads Streets, NE.
76. Bryan Playground, Indepen. Ave. bet. 13th & 14th Sts., SE.
77. Garrison Playground, 13th & R Streets, NW.
78. Randle Highlands Playground, 30th & R Streets, SE.
79. Draper Playground, Wheeler Rd. & Wahler Pl., SE.
80. Green Playground, 15th St. & Mississippi Ave., SE.
81. Cook, J. F. Playground, P St. bet. No. Capitol & 1st Sts., NW.
82. Syphax Playground, Half and N Streets, SW.
83. Amidon Playground, 4th and Eye Streets, SW.
84. Chevy Chase Playground, 41st and Livingston Sts., NW.
85. Anthony Bowen Playground, Delaware Ave. and M St., SW.
86. Bancroft Playground, 18th and Newton Streets, NW.
87. Woodland Terrace Recreation Center (NCHA), 2310 Ainger Pl., SE.
88. Douglass Dwellings Recreation (NCHA), 2800 Alabama Ave., SE.
89. Georgetown (Pool), 34th St. and Volta Pl., NW.
90. Shepherd, 14th St. and Kalmia Rd., NW.

69-796—66——10

PROGRAM PERSONNEL

Senator BYRD. How many persons are involved in the policing of these facilities during the evening hours?

Mr. COLE. There would be 180 recreational leaders plus custodians at 53 of the school-centered units that we have, 2 per diem leaders who come on in the evening hours for the night lights, at each of the 90 centers.

Senator BYRD. Are these personnel under your jurisdiction?

Mr. COLE. Yes, they are, Mr. Chairman.

Senator BYRD. Have you had to add personnel because of this program?

Mr. COLE. Yes, we have.

The figure which I just gave you we have had to add 180 more of per diem help, at the rate of $1.96 an hour. This is an average rate that we pay the per diem persons in our department, plus the 53 of course school custodians, because whenever the school building is opened, there must be at least one responsible person of the school staff, mainly the school custodian because of the cleanup and the locking up of the building after the services are over.

POLICE INVOLVEMENT

Senator BYRD. Have you had to have additional policemen around these recreational facilities during the evening hours?

Mr. COLE. No, Mr. Chairman, but I would say that we have been working very closely with the police department in trying to establish what we call better police community relations, and we have actually had some very tangible programs which have proven to be very fruitful.

The police of course are then around these night-lighted units, but for the most part as participants in the programs with some of the community neighborhood youngsters. Most recently the softball tournament that we just held, where all of the police precincts were involved——

Senator BYRD. I do not mean to get into that at this point.

Mr. COLE. Yes, sir.

TEMPORARY SWIMMING POOL EXPERIENCE

Senator BYRD. Tell us about your experience with the temporary swimming pools.

Mr. COLE. Mr. Chairman, first of all I would like to say that I think that all of the youngsters who had an opportunity to swim in these pools benefited greatly from it, but as far as difficulties that we had in the operation of them, I would say they were rather multiple.

POOL TYPE

Senator BYRD. What were the difficulties?

Mr. COLE. Well, first of all the type of pools that they were, the kind of materials. The base part of the tub which held the water was made of very thin plastic, and the first one we put up at Hart Recreation Center, perhaps you read in the paper, broke loose and the water came out all over the playground. That was due more or less to the fact that the sides, which were made of plywood, were not as strong as they should have been.

We had our Buildings and Grounds Department inspect some of them and found they needed to be better secured.

VANDALISM

No. 2, there was a certain amount of vandalism, I would say a pretty large amount of vandalism as far as these pools were concerned, from the standpoint of the body being made of plastic where you could easily punch holes through the plastic and let the water out.

Senator BYRD. In how many of the pools did that happen, in the case of how many pools?

Mr. COLE. This happened to approximately 10 out of the 17 that we had in operation. The plywood sides were rather weak. We had trouble with the filtration systems on some of them.

Senator BYRD. Would you mind stating for the record the extent of the vandalism, and what the cost of repairs was, and whether or not any of the pools were damaged beyond repair and whether or not there were any collections made from those who committed the acts of vandalism?

Mr. COLE. I will be able to get that for you, I think, Mr. Chairman. Those pools, of course, were handed by contract under the United Planning Organization, but I will make contact with them to see if I can get that information.

(The information follows:)

Citywide division, operation of portable swimming pools, 1966

Location	Opened	Closed
Hart Junior High School, 6th and Mississippi Ave. SE	Aug. 1	Sept. 1
Douglas Junior High School, Douglas and Stanton Rds. SE	Aug. 2	Do.
Sousa Junior High School, 37th and Ely Pl. SE	Aug. 3	Aug. 30
Woodson Junior High School, Minnesota Ave. and Foote St. NE	Aug. 4	Do.
Watkins School playground, 12th and E Sts. SE	do	Sept. 4
Highland dwellings, 676 Yuma St. SE	Aug. 8	Sept. 6
Bancroft School playground, 18th and Newton Sts. NW	Aug. 9	Sept. 3
Happy Hollow playground, 18th and Kalorama Rd. NW	Aug. 10	Sept 5
Anthony Bowen School, Delaware Ave. and M St. SW	Aug. 13	Sept. 2
Park View playground, Warder St. and Princeton Pl. NW	do	Do.
Barry Farms playground, 1230 Sumner Rd. SE	do	Sept. 1
Macfarland Junior High School, Iowa Ave. and Webster St. NW	do	Aug. 31
Van Ness School playground, 5th and M Sts. SE	Aug. 14	Sept. 2
John L. Young playground, 10th and R Sts. NW	Aug. 15	Sept. 3
Trinidad playground, Childress and Holbrook Sts. NE	do	Sept. 4
Backus Junior High School, 5171 South Dakota Ave. NE	Aug. 16	Aug. 31
Stuart Junior High School, 4th and E Sts. NE	(1)	(1)

[1] Open only 2 days between Aug. 15 and the closing date of Aug. 29 due to vandalism and poor management.

Many of the pools were closed during their dates of operation because of vandalism (primarily cutting of the vinyl lining), improper filtration and warping of the plywood frames. The pool at Hart was originally put together with nails, but after bursting it was then put together with bolts as were all other pools constructed after that date. It was discovered that the pools were sinking into the asphalt surface and that the plywood frames were buckling. Steel angle clips were installed to prevent the buckling. The filtration systems at first installed were inadequate and they too had to be improved upon.

All pool repairs were made by the Contractor.

Volume of water per pool: 20,945 gallons.

Pool rental cost: $51,000 for a period of 15 months.

Personnel cost: $32,512.10 for the 1966 dates of operation. Cost for a 12-week season in 1967 would amount to $85,052.48.

COST OF POOLS

Senator BYRD. What was the cost of the 17 pools?

Can you supply that for the record?

Mr. COLE. Yes; I will.

Senator BYRD. Do you have an idea at this point?

Mr. COLE. I have an idea that it was a 15-month lease. I believe it was $51,000 for the rental of the pools for 15 months.

Senator BYRD. Of the 17?

Mr. COLE. For the whole 17.

Senator BYRD. That would be an average of about $3,000 per pool?

Mr. COLE. That is correct.

We were on the operating end of the portable swimming pools, but not the contractual service that brought the pools into existence.

PROGRAM EVALUATION

Senator BYRD. What do you think of having temporary pools? Did it prove to be a good thing? What is your impression of it?

Mr. COLE. Mr. Chairman, I think that under the circumstances, as far as this past summer was concerned, it was a good thing.

Senator BYRD. What do you mean by saying "under the circumstances?" What do you mean by that?

Mr. COLE. Under the circumstances, meaning that we did not have enough swimming pools of a permanent nature in the areas where these 17 pools were erected. However, if, on the other hand, we would have smaller types of pools, more of what we call the wading pools in our department, with filtration systems of a permanent nature, I believe that they would be much better, would give far more service, and there would be less vandalism with that type of pool than the portable pool.

Senator BYRD. All of the 17 were wading pools, were they?

Mr. COLE. All of the 17 were portable pools, but no wading pools connected with them at all; no wading pools.

Senator BYRD. You did not have any wading pools?

Mr. COLE. We have wading pools as a part of our regular permanent pools that are built around the city. We have 11.

Senator BYRD. But you had no temporary pools that were called wading pools?

Mr. COLE. No temporary pools called wading pools; no, sir.

Senator BYRD. What was the depth of the pools?

Mr. COLE. Three feet.

AGE LIMITATION AND LIFE GUARDS

Senator BYRD. What was the limitation on the age for youngsters who might play in the pools?

Mr. COLE. Fourteen, anywhere from 3 to 14 years of age, as long as they were not so small that it would get over their heads.

Senator BYRD. I suppose you had a lifeguard at each pool.

Mr. COLE. Two lifeguards at each pool.

Senator BYRD. Were these pools opened all day and into the evening?

Mr. COLE. They were open, Mr. Chairman, from 10 a.m., until 6 in the evening, but in more of the high-density areas they were open until 7 o'clock in the evening.

POOL LOCATIONS

Senator BYRD. Would you indicate for the record the areas in which these pools were located?

Mr. COLE. I will be glad to, Mr. Chairman.

Would you like for me to submit this for the record now?

Senator BYRD. You can submit it for the record; yes.

(The information follows:)

PORTABLE POOLS

1. Hart, 6th and Mississippi Ave., SE.
2. Highland Dwellings, 676 Yuma St., SE.
3. Douglass Jr. High, Douglas and Stanton Roads, SE.
4. Barry Farms, 1230 Summer Road, SE.
5. Sousa, 37th and Ely Pl., SE.
6. Woodson Jr. High, Minnesota Ave. and Foote St., NE.
7. Anthony Bowen Elem., Delaware Ave. and M St., SW.
8. Van Ness Elem., 5th and M Sts., SE.
9. Watkins, 12th and E Sts., SE.
10. Stuart Jr. High, 4th and E Sts., NE.
11. Trinidad, Childress and Holbrook Sts., NE.
12. Bancroft, 18th and Newton Sts., NW.
13. Park-View, Warder St. and Princeton Pl., NW.
14. Morgan-Happy Hollow, 18th St., and Kalorama Rd., NW.
15. MacFarland Jr. High, Iowa Ave. and Webster St., NW.
16. J. L. Young Playground, 10th and R Sts., NW.
17. Backus Jr. High, 5171 South Dakota Ave., NE.

PARTICIPATION OF AGE GROUPS

Senator BYRD. What was your experience with regard to the age groups that used these?

Mr. COLE. We used to have them standing in line. We would have to run a schedule for the youngsters.

In other words, we would run two different kinds of systems, one on the hour. The Health Department would only allow, I think it was 40 to a pool at a time, so we had to run it on an hourly schedule, and some of the heavily populated areas we ran it on a half-hour schedule, in order to allow all of the children to get an opportunity to go into the water. In some cases we ran it according to sex. They were heavily used.

POOL REPAIRS

Senator BYRD. Were any of the pools knocked out of commission beyond repair?

Mr. COLE. I believe there were, Mr. Chairman. I can recall one at least that I know was knocked out beyond repair.

Senator BYRD. Under your contract, will the repairs have to be made by the District?

Mr. COLE. No, not by the District. The United Planning Organization is the one that negotiated the contract.

Senator BYRD. Could you place in the record information on this point? Could you get that for the record?

Mr. COLE. I believe I can, Mr. Chairman, yes.

(The information follows:)

The portable pool at Stuart Junior High School, located at Fourth and E Streets NE. was in operation only 2 days because of vandalism. All repairs to the portable pools were the responsibility of the contractor at no expense to the District Government.

EFFECT OF WATER SHORTAGE ON OPERATION OF POOLS

Senator BYRD. What about the water shortage, Mr. Cole? Did this affect your operation of the pools?

Mr. COLE. No, it did not, Mr. Chairman. I understood from the Corps of Engineers that kept the Commissioners informed that the water depth was not of a critical nature. I am not sure of that. I think General Duke probably can answer that a little better.

Senator BYRD. General Duke?

General DUKE. I have no information on the specific application of these pools, Mr. Chairman. I do know that for a period of about 1 week we did request the population generally to impose vountary sanctions on certain use of water. But how it affected these pools I really have no information.

Mr. LOWE. I think the pools were mostly closed by that time.

General DUKE. I am informed that the pools were closed by the time this action was taken, Mr. Chairman, so there was no connection.

POOL SIZE AND WATER VOLUME

Senator BYRD. Were all the pools the same size?

Mr. COLE. All were the same size.

Senator BYRD. What was the volume of water in each pool, at a depth of 3 feet?

Mr. COLE. I do not know at this time.

May I get that information and submit it for the record?

Senator BYRD. All right, fine.

(The information follows:)

The volume of water in each pool, at a depth of 3 feet, was 20,945 gallons.

1967 TEMPORARY POOL OPERATIONS

Senator BYRD. What are your plans with regard to the forthcoming summer in connection with pools, temporary pools?

Mr. COLE. The present plan, Mr. Chairman, based on the 15-month lease on the contract, is that we shall operate temporary pools again for the coming summer.

We do have, however, 2 permanent pools that are presently under construction, 1 permanent pool that is presently under construction, 1 that is planned to go under construction very soon, so we will add 2 additional permanent pools plus the 17 portable pools again in order to carry out the contract of last year.

However, in my negotiations with the United Planning Organization to operate these pools next year, I am advised that they will furnish stronger pools, better pools and not the same ones that we had last summer.

Senator BYRD. Will the price be the same, the contract price?

Mr. COLE. Yes, it would.

Senator BYRD. Over what period were the 17 pools in operation the past summer?

Mr. COLE. The first one I think was around the 10th of July, and they were operated through September 2, before Labor Day, just before Labor Day.

FINANCING BY OFFICE OF ECONOMIC OPPORTUNITY

Senator BYRD. Is the cost of the operation of the pools included? What is the estimated cost of the operation of the temporary pools for the next year?

Mr. COLE. That cost, Mr. Chairman, was a part of the Operation Champ program, which was financed by the Office of Economic Opportunity, and I would have to get that figure for you, sir. It was no cost to us.

Senator BYRD. No cost at all to the District?

Mr. COLE. No, sir.

Senator BYRD. The additional personnel under your supervision will not come at any cost to the District?

Mr. COLE. No, sir. They were paid by the United Planning Organization out of the OEO funds for the Operation Champ.

Senator BYRD. All right. If you can, get us that information for the record.

Mr. COLE. Yes, sir.

(The information follows:)

The personnel cost of operating the portable pools was $32,572.10.

CONTINUOUS FILTRATION SYSTEM

Senator BYRD. Now how often was the water changed in these pools?

Mr. COLE. The filtration system was in continuous operation, and under the type of filters that were used, the water changeover for purification, the actual water remained in the pool but the turnover on purification was constant daily, I would say on an average of each hour there was a constant turnover filtering the water in those pools. Those pools were filled by the Fire Department in the beginning, and then the filter system went into operation at that time. There is no regular flow of water in and a regular flow of water out by way of sewage.

ARRESTS OF CHRONIC ALCOHOLICS

Senator BYRD. Thank you, Mr. Cole.

Now with regard, Mr. Tobriner, to the chronic alcoholics, the U.S. Court of Appeals has ruled that it is illegal to punish a chronic alcoholic on a charge of public intoxication. Does this mean that the police cannot arrest the chronic alcoholic?

Mr. TOBRINER. No, it does not, sir. The police continue making arrests, but if they are certified as chronic alcoholics by the court, they are so classified, then they are directed to a therapeutic facility rather than to the D.C. workhouse.

TWO THOUSAND THREE HUNDRED CERTIFIED CHRONIC ALCOHOLICS

Senator BYRD. Which court certifies the chronic alcoholics?

Mr. TOBRINER. Court of General Sessions.

Senator BYRD. And how many individuals in the District of Columbia have been so certified?

Mr. TOBRINER. 2,300.

Senator BYRD. 2,300?

Mr. TOBRINER. Yes.

CERTIFICATION PROCESS

Senator BYRD. Explain the process of certification.

Mr. TOBRINER. My understanding of it, Mr. Chairman is that these alleged chronic alcoholics are arrested. They are examined by a member of the Health Department, who then testifies in court that the named individuals have been found by him to be suffering from chronic alcoholism, and the court either accepts or rejects that evidence and acts accordingly.

CHRONIC ALCOHOLISM DEFINED

Senator BYRD. What is chronic alcoholism?

Mr. TOBRINER. I would suppose, sir, I cannot give you any personal experience but I would suppose, sir, that it is so constant an imbiding of alcohol that one loses one's willpower as to the ability to stop it.

CHRONIC ALCOHOLICS IN OTHER JURISDICTIONS

Senator BYRD. What is the situation in other jurisdictions with regard to the legality of punishing a chronic alcoholic on a charge of public intoxication?

Mr. TOBRINER. I cannot give you a definitive answer to that question, but since this really arises I believe under the cruel and unusual punishment clause of the Constitution, I would think that it would obtain elsewhere. It is called to my attention that there was a decision either in the District Court for the Northern District of Virginia or in the Fourth Circuit Court which held the same thing as the *Easter* case did.

Senator BYRD. What about the State of Maryland?

Mr. TOBRINER. I am not aware of that.

Mr. KORMAN. The fourth circuit was a North Carolina case.

Mr. TOBRINER. The fourth circuit was a North Carolina case. I have lost sight of your last question.

Senator BYRD. I said what about the State of Maryland?

Mr. TOBRINER. I am not aware of what has happened in the State of Maryland.

Senator BYRD. For the record, could we have some indication of how extensive this situation obtains in other jurisdictions?

Mr. TOBRINER. I am sure we could get that for you.

(The information appears on page 152.)

INADEQUACY OF IMMEDIATELY AVAILABLE FACILITIES

Senator BYRD. Now your statement says that:

> The immediately available facilities have been considered inadequate and unsuitable for the purpose.

What are the immediately available facilities?

Mr. TOBRINER. They are the workhouse at Occoquan, the men's quarters there, two dormitories.

Senator BYRD. Why would they be inadequate?

Mr. TOBRINER. Well, for one reason some members of the court have felt that they were adjacent to confinement facilities for ordinary prisoners.

Senator BYRD. Did they come in contact with these ordinary prisoners?

COMBINATION DINING ROOM

Mr. TOBRINER. I am told that there is a combination dining room.

Mr. Sard, there is a dining room in which both types of confinees eat; is that correct?

Mr. SARD. Yes, Mr. Chairman.

The effort is made to keep these separate and apart from the regular criminal cases. They do occupy the same dining room, but they are placed apart. We try actually to have them eat at separate times, if possible, but in all events they are held apart from the criminal cases even in the dining room.

Senator BYRD. You say that the only long-term alternative is to build a new facility at District of Columbia General. How many would that facility accommodate?

Mr. TOBRINER. This would accommodate 200 patients.

Senator BYRD. 200?

Mr. TOBRINER. Twenty beds for female patients.

Senator BYRD. And how many do you now have?

Mr. SARD. 132 this morning, sir.

TYPES OF TREATMENT

Senator BYRD. Over how long a period of treatment does this extend ordinarily?

Mr. TOBRINER. I cannot answer that, Mr. Chairman. I think it largely depends on the state of the individual's health, his prospects for rehabilitation. The treatment really is divided into these categories.

First the diagnosis and classification, and then the actual treatment, however long it may take.

TREATMENT UNDER ALCOHOLIC REHABILITATION ACT

I may say to you, Mr. Chairman, that under the statute, under the Alcoholic Rehabilitation Act, the maximum term of confined treatment is 90 days, at which time the chronic alcoholic must be brought before the court for a readjudication of the chronicity of his alcoholism, and my recollection is that the maximum additional treatment that can be required is another 90 days.

Senator BYRD. Suppose he objects to the treatment?

Mr. TOBRINER. In that instance my best judgments is that the court would have to release him, since he is not a criminal and therefore not within their jurisdiction, the jurisdiction of the court.

Senator BYRD. How many did you say had been certified thus far?

Mr. TOBRINER. 2,300.

Senator BYRD. How do you propose getting around to treating the 2,300?

You are only able to accommodate 200 at one time?

Mr. TOBRINER. Many of these cases, as I understand it, and Dr. Grant is the authority on this, many of these cases require only outpatient treatment.

Senator BYRD. What percentage of them would require only outpatient treatment?

Mr. TOBRINER. I cannot answer that question, Mr. Chairman.

Senator BYRD. Would you get something for the record on that?

Mr. TOBRINER. Yes, sir.
(The information follows:)

ALCOHOLISM COMMITMENT INFORMATION

Alcoholics may be involuntarily hospitalized in 36 states. In 1961, alcoholic patients constituted 4% of all admissions to mental hospitals, and 2% of all mental patients.

Maryland has three types of commitments for alcoholic patients in state mental hospitals. One is a commitment by the Circuit Court under the regular mental health statutes. The others are a "family request" type of commitment and a voluntary commitment. If an alcoholic is jeopardizing the health and welfare of himself and his family through uncontrolled drinking, the family can seek help for him through the family physician rather than through formal court commitment action. Such patients, as well as voluntary commitment patients, must remain in the hospital seven days after the patient has notified the superintendent in writing of his intention to leave. They must then be released unless the patient changes his mind or a new commitment has been obtained through the Circuit Court.

The Maryland state hospitals cannot refuse to admit chronic drunkenness offenders if committed by the Circuit Court, but they have no particular treatment program for this type alcoholic. Such patients would not be treated in the alcoholism rehabilitation units of the hospitals, but would merely be handled as general mental health commitment patients.

The State Department of Mental Hygiene has received $10,000 this fiscal year to plan a 200-bed rehabilitation facility especially designed to care for chronic drunkenness offenders. It is anticipated that this facility will be constructed in 1970. Similar requests for planning funds have previously been turned down, but since the Driver Decision in the U.S. Fourth Circuit Court of Appeals last spring, more attention is being placed on the treatment of chronic drunkenness offenders, and the Governor included the planning appropriation in his amendment to the 1967 budget.

State and local health authorities plan to meet with the Baltimore Municipal Court judges this month to discuss some anticipated procedural and treatment problems resulting from the Driver Decision. One recommendation will be that a "drunk court" be set up so that all intoxication offenders are seen in one courtroom. Another will be that the court utilize the existing probation programs for alcoholics, local outpatient clinics, and state hospital rehabilitation units for selected patients. Another recommendation will be that a team of consultation personnel serve the courts in helping them screen and process alcoholics. Funds will also be asked for one or more detoxification units.

Pennsylvania seems to be the only neighboring state to have a statute similar to the District of Columbia's Alcoholic Rehabilitation Act of 1947. Their act dates back to 1953 and states in Section 5 that any court of record in lieu of sentence now provided by law for any crime except murder, may commit, as an alcoholic patient, any defendant who has pleaded nolo contendere, or who has been found guilty by a judge or jury of such crime: provided that no such commitment shall be ordered unless (a) the court shall find, after an examination of the defendant by a doctor appointed by the court, that said defendant is addicted to the excessive use of alcoholic beverages, and that his commitment will not be injurious to the interests of society, and (b) the Director of the Department of Health shall certify to the court, upon request, that facilities are available to receive such persons. Persons so committed are subject to treatment and confinement for a period of 1 year, at a special alcoholism facility on the grounds of the state mental hospital at Dansville. However, only six or so of the 200 patients currently in that facility have been committed in lieu of criminal sentence, and may be released to appropriate outpatient follow-up services sooner if the Director so desires.

A private 200-bed former tuberculosis facility near Philadelphia has been converted to a voluntary inpatient treatment program for skid road alcoholics. The average stay is about 60 days, and the current patient census is about 90. Some $300,000 in state funds are going into the support of this program during the current fiscal year.

Pennsylvania is not in the U.S. Fourth Circuit and therefore does not come under the direct impact of the Driver Decision.

West Virginia courts seem on the surface to be ignoring the Driver Decision by continuing to handle chronic drunkenness offenders as criminals. However, the

State Alcoholism Program Administrator, Mr. Donald R. Dancy, reports that the judges are seeking consultation, advice, and screening assistance in processing drunkenness offenders in areas where local alcoholism programs are functioning. Although still finding these individuals guilty of the crime of public intoxication, some judges are now more inclined to place them on probation on condition that they seek treatment at the community mental health center or state mental hospital levels. Also, jail and prison administrators are requesting services of alcoholism programs to train their guards and other personnel to become alcoholism counselors. A new consultant has been added to the state alcoholism program staff to work with corrections agencies.

Virginia. Although Virginia can commit alcoholics as involuntary patients, no procedure or program has been established specifically to handle the chronic drunkenness offender population. The Driver Decision has had an inconsistent impact on Virginia judges, with some ignoring it completely by continuing to sentence drunkenness offenders to correctional facilities, while others use it as authority to drop charges against known alcoholics and release them outright.

North Carolina. No dramatic changes in procedures have been noted in North Carolina as a result of the Driver Decision, although the state alcoholism program director could not be reached for confirmation. For the most part, chronic drunkenness offenders apparently are still being committed to penal institutions.

District of Columbia. Since the Easter Decision on March 31, 1966, there have been over 2300 adjudications of chronic alcoholism by the Court of General Sessions; 1787 of these have been committed to the Health Department for treatment, where 884 of them have been processed through a Diagnosis and Classification Procedure since June 29, 1966. The vast majority, 98%, of the 1,787 of the patients committed to the Health Department have been handled by the Health Department as outpatients, not because this is the treatment of choice, but because it is essentially the only treatment service which the Department can presently provide. In the District of Columbia, both the courts and the Department of Public Health have determined that the Easter Decision should not be ignored. Every effort is now being made to secure the necessary inpatient hospital, rehabilitation, and residential facilities required to accommodate patients who cannot be treated on a purely outpatient basis.

Easter Decision

Senator Byrd. Did you get something in the form of a Federal grant for this program?

Mr. Tobriner. No. This act has been on the books for a number of years, but the courts did not employ it to any extensive use until the Easter decision which occurred this past year.

Senator Byrd. Is the certification continuing?

Mr. Tobriner. Yes, sir.

Amount Requested for Treating Alcoholics

Senator Byrd. $600,000 you say is being requested to treat alcoholics in the District. Is this going to be on an annual basis or a 6-months' basis or a 9-months' basis or what?

Mr. Tobriner. This I think would be, the positions involved in the treatment of alcoholics would be for 6 months.

Senator Byrd. How many positions are involved?

Mr. Tobriner. 118.

Senator Byrd. Are these new positions?

Mr. Tobriner. They would be new positions except to the extent it is possible to convert positions now connected with the Department of Corrections into positions connected with the Department of Public Health.

Proposed Facility at D.C. General

Senator Byrd. What is the facility that you envision?

Mr. Tobriner. At D.C. General?

Senator BYRD. Once it is completed, what will be the approximate cost of operation of it? Do you have any idea?

Mr. TOBRINER. I do not think we have gotten that far yet because we have no appropriation for plans.

LANGUAGE REQUEST

Senator BYRD. You are requesting language to authorize the Commissioners to provide treatment for alcoholics in institutions outside the District during the interim period. Where are these institutions located?

Mr. TOBRINER. They would be, sir, at Occoquan and I believe, Mr. Duncan can speak more accurately to this, I believe it would also involve a halfway house for alcoholics, and it would also involve beefing up the program for those women inmates who would have to be removed from the facilities at Occoquan.

Senator BYRD. So when we speak of institutions outside the District, precisely what institutions are we talking about?

Mr. TOBRINER. Occoquan.

Senator BYRD. Occoquan?

Mr. TOBRINER. And possibly Glenn Dale.

Senator BYRD. Possibly Glen Dale?

TREATMENT REQUIRED BY LAW

Mr. TOBRINER. I might say to you, Mr. Chairman, that the present act requires that therapeutic treatment be given within the District of Columbia.

Senator BYRD. Who can speak directly to this? I suppose Dr. Grant can?

Mr. TOBRINER. Yes, sir.

Senator BYRD. Do the adjoining States have such a facility for treatment of chronic alcoholics?

Mr. TOBRINER. I am not aware of it, sir. We are simply required under the Easter decision here and the——

Senator BYRD. You are not required by the decision to have a facility, are you, a special facility?

Mr. TOBRINER. We are required, sir.

Senator BYRD. You are required to have a facility?

Mr. TOBRINER. Yes, sir. We are required to treat these people.

TREATMENT INVOLVED

Senator BYRD. But you are not required to have a facility as such?

Mr. TOBRINER. I think not specifically, but the treatment necessarily involves a facility in which to do it.

Senator BYRD. But you are presently treating them, are you not, without the facility?

Mr. TOBRINER. We are presently diagnosing and treating on an outpatient basis those who are capable or can best be served by that treatment within the District of Columbia, and for those who are certified for a longer diagnosis, we are performing that at Occoquan.

Senator BYRD. Was any testimony taken on this item in the House?

Mr. TOBRINER. No, sir, because we had the House hearings, before the Easter decision came out, and it was impossible to provide an amendment for this purpose.

RENTAL FACILITIES NOT AVAILABLE

Senator BYRD. Suppose the Congress does not appropriate money for this, for these plans and specs?

Mr. TOBRINER. Then we will have to continue as best we can with the use of existing facilities.

I might also say to the chairman that we have endeavored to acquire on a rental basis facilities within the District of Columbia at which the therapeutic hostel services could be performed but we have come up with the conclusions that there are no reasonably available existing facilities for this type of thing.

PROPORTION OF ALCOHOLICS WHO ARE WOMEN

Senator BYRD. What proportion of these chronic alcoholics who have been certified are women?

Mr. LOWE. It is a very, very minute number, I have gathered, because the whole problem of how to handle them seems so far to have revolved around the male alcoholic.

Mr. TOBRINER. As an example, at the contemplated facility at D.C. General, there is a provision for 200 beds of which 20 would be for treating female patients. This may be some indication.

Senator BYRD. Dr. Grant can address himself to this?

Mr. TOBRINER. Yes, sir.

INCREASE IN CONSTRUCTION COSTS

Senator BYRD. You speak of the construction of new school facilities, on page 13, and you make reference to the unusual price escalation of labor and materials. Would you like to elaborate on that just a little further, Mr. Tobriner, or have someone do so?

Mr. TOBRINER. When the estimate for the construction of these schools was made, it was made some time ago. The actual construction was delayed by the provisions of the Relocation Act, which required that before we could actually take possession of a site where low-cost families resided, we had to provide them decent, safe, and sanitary housing. The delay occasioned by that requirement of the law resulted in a delaying construction, and within that period of delay construction costs advanced.

ECONOMIC OPPORTUNITY ACT PROGRAMS

Senator BYRD. Now with regard to the school summer program, the Neighborhood Youth Corps, youth opportunity program and so on, what agency is responsible for auditing and monitoring and checking these programs?

Mr. LOWE. Mostly these are Economic Opportunity Act programs, Mr. Chairman. Any program that is executed by a District agency, where they have received the funds and expend them, and funds are subject to the customary controls, both preaudit and later postaudit that apply to regular District appropriations, but in some instances programs are direct activities of the United Planning Organization, in which case the Commissioners have no direct cognizance over the spending controls of the usual type.

AUDITING FUNCTION

Senator BYRD. So who would then audit?

Mr. LOWE. This would be within the United Planning Organization itself, and I would surmise that the General Accounting Office probably has the right, but this is surmise only, to come in, in view of the fact that they are Federal funds in large part. But what we spend directly is subject to all of our usual fiscal controls.

Senator BYRD. Who is the head of your internal audit now?

Mr. LOWE. Mr. David Legge.

Senator BYRD. Is he here?

Mr. LOWE. No, sir. He was here this morning. We will check and see if he is outside, Mr. Chairman.

WELFARE CASELOAD

Senator BYRD. On page 19 you indicated that the expenditures to keep up with mounting workload resulted from an increase in school enrollment and welfare caseload, and your whole time frame in which the context of your statement is placed is a period of 6 years. Is not your welfare caseload down from what it was 6 years ago?

Mr. BREWER. Mr. Chairman, it is down from 6 years ago, I believe. I have these total figures by year which I do not have with me. I will be able to testify to that. It is up over previous years.

Senator BYRD. It is up over last year?

Mr. BREWER. Yes, sir. The overall caseload is up over last year by approximately 4 percent in all categories, 4.8 percent, I think, in all categories.

Senator BYRD. What is your total caseload now as of the last reading, Mr. Brewer?

Mr. BREWER. The total public assistance caseload as of the month of August was 11,671 cases for all public assistance categories.

Senator BYRD. Is not that several hundred cases below what it was in 1962 or 1963?

Mr. BREWER. Yes, sir; it is.

I believe our peak was in 1962. I have those tables, 13,000 was the peakload since 1960, having occurred in August 1961.

Senator BYRD. So in reality your caseload is down. It has been considerably below what it is now?

Mr. BREWER. Yes.

Senator BYRD. It has been somewhat below?

Mr. BREWER. That is correct in public assistance categories.

Of course, our overall welfare load in terms of the new programs is also reflected in our position requests.

Senator BYRD. So perhaps that is what you have reference to.

Mr. BREWER. It is the total workload of the Department.

AMENDMENTS REQUISITE

Senator BYRD. Mr. Tobriner, do you consider all of the amendments which you have presented essential at this time?

Do you think any of them could wait for a supplemental in the early part of the next session?

Mr. TOBRINER. I candidly believe that they are necessary, Mr. Chairman. The restorations have been gone over very carefully and screened by the Commissioners before they were submitted to the Subcommittee

on Appropriations of the House as part of the total budget, and the amendments have been occasioned by sunbsequent legislation or by critical situations that have arisen since the House presentation.

RESERVE FOR INDEFINITE APPROPRIATION ITEMS

Senator BYRD. Is there a reserve for indefinite appropriation items?
Mr. HERMAN. Yes, sir.
Senator BYRD. How much is it?
Mr. HERMAN. $600,000 in the general fund, small amounts in the other funds, sir.

ESTIMATE OF AVAILABLE REVENUES

Senator BYRD. When was your latest estimate of available revenues?
Mr. HERMAN. July 25, 1966.
Senator BYRD. Could you provide the subcommittee with an up-to-date estimate?
Mr. HERMAN. Yes, sir.
Senator BYRD. Would you do that?
Mr. HERMAN. Yes, sir.
(The information appears on p. 6.)

MONEYS LAPSED AS A RESULT OF VACANCIES

Senator BYRD. Also provide for the record information on the amount of moneys that have lapsed in each department and agency as a result of vacancies.
(The information follows:)

As of August 31, 1966, there were 1,849 vacant positions within the 30,161 authorized for the District of Columbia. Any savings accruing as a result of these vacancies, or which may accrue, will be utilized to offset the cost of the approved classified pay increase or the proposed police, fire and teachers' pay increases in accordance with instructions issued by the Bureau of the Budget, Bulletin No. 67–4, September 12, 1966, to reduce the amount of additional funds required to meet these costs.
(A list, by agency, of all vacancies as of Aug. 31, 1966, appears on page 71)

REPROGRAMING OF FUNDS

Senator BYRD. It seems that we are always able to find money, Mr. Tobriner, when we want to reprogram or transfer from some account to another.
Now can you not look through your books, Mr. Herman, and see if you have any money that you can put your hands on?
Mr. HERMAN. We do anticipate a certain amount of lapses and that is deducted from the requests. It ranges anywhere from 2 to 5 percent depending on the department, so we do make some sort of anticipation of those savings.
I will not say that is all the savings, but we do try to provide for them.

ESTIMATED LOSS OF TAX REVENUE

Senator BYRD. Would you indicate for the record what has been the estimated loss of tax revenues due to the government's or the District's acquisition of property in the past 2 years?

Mr. TOBRINER. Yes, sir.

Senator BYRD. Would you also let us have for the record a list of the assessment of federal property, and indicate how much of this tax-exempt property is owned by the District, how much by the embassy buildings, the libraries, hospitals and so on, please?

Mr. TOBRINER. Yes, sir.

(The information follows:)

(The information appears on p. 128.)

SALARIES AND RELATED EXPENSES

Senator BYRD. What percent of the total budget do salaries and related expenses represent?

Mr. HERMAN. Roughly 65 percent, Mr. Chairman.

I have a statement I can submit for the record on that.

Senator BYRD. If you please.

(The information follows:)

[In thousands of dollars]

		1967 estimate
Personnel compensation:		
11.1	Permanent positions	202,718
11.3	Positions other than permanent	5,678
11.4	Special personal service payments	116
11.5	Other personnel compensation	6,806
	Total personnel compensation (64.6 percent)	215,318
12.0	Personnel benefits	17,557
13.0	Benefits for former personnel	13,756
21.0	Travel and transportation of persons	591
22.0	Transportation of things	60
23.0	Rent, communications, and utilities	10,534
24.0	Printing and reproduction	610
25.1	Other services	33,796
25.2	Services of other agencies	11,163
26.0	Supplies and materials	15,008
31.0	Equipment	7,442
41.0	Grants, subsidies, and contributions	7,015
42.0	Insurance claims and indemnities	830
44.0	Refunds	177
91.0	Unvouchered	47
95.0	Deduct quarters and subsistence	−414
	Total obligations	333,490

PERCENTAGE OF EMPLOYEES ACCORDING TO RACE

Senator BYRD. What percent of the total number of District employees is Negro and what percent is white?

Mr. TOBRINER. We can give it to you in accurate percentages, but I would say approximately about 51 percent is Negro.

Senator BYRD. All right.

Give us a precise figure, as well as you can, and indicate for each of the past 7 years—you say you can go back 7 years?

Mr. TOBRINER. I doubt whether we can on that.

Mr. LOWE. On this figure I think it would only be 3 years, Mr. Chairman, that we have been accumulating this information.

Senator BYRD. All right, let us have that.

Mr. LOWE. 3 or 4 years.

Senator BYRD. Let us have that for each of the past 3 or 4 years. Also include a breakdown by departments.

Mr. LOWE. Yes, for this particular period.

Senator BYRD. Showing the number of Negroes employed in each agency, the number of whites employed in each agency.

Mr. LOWE. All right.

(The information follows:)

District government employment figures by departments and June 30, 1965

Department	Total number employees	Total number of Negro employees	Percent total positions occupied by Negroes
ABC Board	28	10	35.7
Appeals and Review	3	0	0.0
Buildings and Grounds	784	368	46.9
Civil Defense	24	8	33.3
Commissioners' Youth Council	14	9	64.3
Coroner's Office	15	4	26.7
Corporation Counsel	110	10	9.1
Corrections	969	147	15.2
Court of Appeals	13	1	7.7
Executive and Secretary's offices, and Public Information Unit	42	9	21.4
Fire Department	1,451	204	14.1
General administration	771	139	18.0
Highways and Traffic	1,454	459	31.6
Human Relations Council	5	2	40.0
Insurance	23	1	4.3
Juvenile Court	132	80	60.6
Library	470	190	40.4
Licenses and Inspections	390	44	11.3
Minimum Wage and Industrial Safety Board	22	6	27.3
Motor Vehicle Parking Agency	16	2	12.5
Motor Vehicles	223	86	38.6
Occupations and Professions	56	24	42.9
Parole, Board of	38	19	50.0
Police Department	3,166	723	22.8
Public Health	3,872	2,269	58.6
Public Services Commission	30	6	20.0
Public Welfare	2,694	2,041	75.8
Recorder of Deeds	66	58	87.9
Recreation	292	190	65.1
Sanitary Engineering	3,089	1,972	63.8
Schools	7,758	5,684	73.3
Surveyor's Office	38	3	7.9
Tax Court	2	0	0
Unemployment Compensation Board	203	83	40.9
Urban Renewal, Office of	18	4	22.2
Veterans' Affairs	12	1	8.3
Vocational Rehabilitation	128	57	44.5
Zoning Commission	11	1	9.1
Total	28,432	14,914	52.5
Last year's total	27,133	13,648	50.3

NOTE.—In order to be consistent with previous years' reports, this summary includes positions in the following pay systems: Classification Act, wage board, Police and Fire, Teachers' Salary Act and stipends. It does not include the District of Columbia Board of Commissioners, judges, nor a small number of other positions not under the above pay systems.

District government employment figures by departments and agencies, June 30, 1964

Department	Total number of employees	Total number of Negro employees	Percent of total positions occupied by Negroes
ABC Board	29	8	27.6
Board of Appeals and Review	3	0	0
Buildings and Grounds	778	353	45.4
Civil Defense	21	8	38.1
Commissioners' Youth Council	9	7	77.8
Coroner	15	3	20.0
Corporation Counsel	110	11	10.0
Corrections	912	135	14.8
Court of appeals	13	1	7.7
Executive and secretary's offices, Metropolitan Council of Governments	40	10	25.0
Fire Department	1,448	201	13.9
General administration	752	130	17.3
Highways and Traffic	1,463	432	29.5
Human Relations Council	4	2	50.0
Insurance	22	1	4.5
Juvenile court	124	73	58.9
Library	392	169	43.1
Licenses and Inspections	391	41	10.5
Minimum Wage and Industrial Safety Board	22	5	22.7
Motor Vehicle Parking Agency	17	2	11.8
Motor Vehicles	210	70	33.3
Occupations and Professions	55	22	40.0
Parole, Board of	39	19	48.7
Police Department	3,172	646	20.4
Public Health	3,748	2,064	55.1
Public Information Unit	5	1	20.0
Public Utility Commission	24	5	20.8
Public Welfare	2,496	1,884	75.5
Recorder of deeds	67	59	88.1
Recreation	282	182	64.5
Sanitary Engineering	3,093	1,940	62.7
Schools	7,015	5,026	71.6
Surveyor's office	32	4	12.5
Tax court	2	0	0.0
Unemployment Compensation Board	214	86	40.2
Urban Renewal, Office of	8	3	37.5
Veterans' Affairs	12	1	8.3
Vocational Rehabilitation	84	44	52.4
Zoning Commission	10	0	0
Total	27,133	13,648	50.3
Last year's total	26,391	13,023	49.3

NOTE.—In order to be consistent with previous years' reports this summary includes positions in the following pay systems: Classification Act, wage board, Police and Fire, Teachers' Salary Act, and stipends. It does not include the District of Columbia Board of Commissioners, judges, nor a small number of other positions not under the above pay systems.

District government employment figures by departments and agencies, June 30, 1963

Department	Total number employees	Total number of Negro employees	Percent total positions occupied by Negroes
ABC Board	27	8	29.6
Board of Appeals and Review	4	0	0
Board of Library Trustees	399	151	37.8
Board of Parole	33	15	45.5
Buildings and Grounds	820	357	43.5
Civil Defense	18	6	33.3
Commissioners' Youth Council	11	7	63.6
Coroner	16	3	18.8
Corporation Counsel	106	12	11.3
Corrections	895	120	13.4
Council on Human Relations	4	2	50.0
Court of Appeals	12	1	8.3
Executive Offices	38	10	26.3
Fire	1,426	193	13.5
General administration	723	124	17.2
Highways and Traffic	1,364	415	30.4
Insurance	22	0	0
Juvenile Court	117	68	58.1
Licenses and Inspections	384	39	10.2
Minimum Wage and Industrial Safety Board	22	4	18.2
Motor Vehicle Parking Agency	15	1	6.7
Motor Vehicles	212	66	31.1
National Guard	26	10	38.5
Occupations and Professions	51	16	31.4
Police	3,150	625	19.8
Public Health	3,534	2,018	57.1
Public Information Unit	5	0	0
Public Schools	6,913	4,882	70.6
Public Utilities Commission	27	5	18.5
Public Welfare	2,190	1,607	73.8
Recorder of Deeds	66	57	86.4
Recreation	277	171	61.7
Sanitary Engineering	3,131	1,919	61.3
Surveyor's Office	36	2	5.6
Tax Court	2	0	0
Unemployment Compensation Board	217	77	35.5
Urban Renewal, Office of	8	3	37.5
Veterans' Affairs	12	1	8.3
Vocational Rehabilitation	67	28	41.8
Zoning Commission	11	0	0
Total	26,391	13,023	49.3
Last Year's Total	25,553	12,302	48.1

NOTE.—In order to be consistent with previous years' reports this summary includes positions in the following pay systems: Classification Act, wage board, Police and Fire, Teachers' Salary Act and stipends. It does not include the D.C. Board of Commissioners, judges, D.C. National Guard commanding general or a small number of other positions not under the above pay systems.

ELIMINATION OF WASTE AND EXTRAVAGANCE IN DISTRICT

Senator BYRD. What is being done to eliminate waste and extravagance in the District of Columbia?

Mr. TOBRINER. That is a large question.

Senator BYRD. Would you like to respond to it by statement for the record?

Mr. TOBRINER. I think it would be more accurate.

As you know, the President initiated some cost control programs, and we have endeavored to follow them to the extent of our ability.

RECOMMENDATIONS BY GENERAL ACCOUNTING OFFICE

Senator BYRD. Are any results reflected from recommendations by the General Accounting Office, or your own internal audit people?

Mr. TOBRINER. I can think of one result that is reflected by the General Accounting Office not immediately applicable to the District. The General Accounting Office recommended the Stadium Board ac-

celerate the purchase of the scoreboard in the stadium in order to save interest on deferred payments, and this has been accomplished.

Senator BYRD. Could we have for the record any and all recommendations that have been submitted to the District of Columbia government by the General Accounting Office over the past year with regard to savings that might be made in viarious areas, and indicate what actions have been taken by the District government to comply with those recommendations of the General Accounting Office?

May we have the same with regard to the internal audit?

(The information follows:)

COST-CUTTING PROGRAMS INSTITUTED BY THE DISTRICT AND ECONOMIES RESULTING THEREFROM

Police-civilian conversion.—Department is presently engaged in complete review of all assignments of police officers to administrative, clerical and technical duties to determine feasibility of replacing officers with civilian personnel. Preliminary estimates indicate this program will replace 95 officers with civilians thus releasing officers for regular police duties and clerical and administrative duties will be performed with approximately $100,000 less cost in salaries.

Removal of abandoned automobiles.—Through a special coordinated program utilizing police cranes, private tow trucks, and a scrap metal dealer, the Department was able to remove 8,000 abandoned automobiles from public and private property. The current program gives the Department a potential to remove 12,000 abandoned vehicles annually. Since the program was begun in 1963, 12,000 vehicles have been removed without towing charge by a scrap dealer at a towing cost savings of about $90,000.

Two-way police television network.—As proposed in the 1967 estimates, this network will link all precincts and other units to headquarters. This will enable large numbers of officers to view lineups and will eliminate some 40,000 man-hours now expended annually ($150,000) by detectives in travelling to and from headquarters to view lineups and to attend roll call.

School crossing guards.—Releases some 50,000 police man-hours for regular duties providing coverage for the crossings with $67,000 less cost in salaries.

Improved paperwork techniques (Police).—Major innovations have been in the use of handwritten reports on no-carbon-required forms which has saved field policemen some 14 man-years ($97,000) annually in clerical time.

Food management-Department of Corrections.—A study has been completed on procurement, storage, processing, and serving of food to inmates, including organization, controls and ration standards. Study recommends establishment of standard rations, a "food budgeting system" for administering the standards, more training of inmates and better written procedures. Recommendations are now being considered by the Director of Corrections. Reduction in cost of inmate food estimated at $150,000 to $200,000 per year.

ADP application to buildings and grounds inventory.—5,000 line items required time to two clerks—frequently required overtime to complete a day's work. Key punch operation has not required any overtime. Inventory status is now known each week—complete listing of items issued, value, and job to which charged. Within a short time inventory should be reduced from $400,000 to $300,000 as a result of statistical analysis now available providing data on inactive items, low cost items and economic ordering quantities. Cost calculations can now be done with much greater accuracy and less man-hours.

Property data bank.—Now being used throughout District Government for management improvements. Also used as a frame for mechanization of other files by Licenses and Inspections, RLA Public Welfare, Civil Defense, and DGA. A study was made of 12 management projects that utilized the data bank. A comparison was made of the time and cost of the projects by use of the bank with time and cost of feasible alternative methods without the bank. About 35,000 man hours and $76,000 were saved by use of the data bank. Seven of the twelve projects would not have been undertaken at all without the data bank because they would have been too expensive.

Trash collection.—A statistical model is being developed of the trash collection system in the Department of Sanitary Engineering. Purpose is to place on an objective basis the construction of routes. This should achieve substantial economy by reducing travel time and optimizing the city-wide trash collection opera-

tion. This will also include ways to implement a twice-weekly trash collection service. To initiate this increased service under present collection practices would cost approximately $1.1 million. Studies now underway indicate that utilization of more modern enclosed packer trucks for collection and changes in present practice of separate collection of refuse to a combined collection of trash, ash, and garbage for improved service seems possible to inaugurate at little or no additional cost to the District.

Records.—In the past 27 months, April 1, 1964–June 30, 1966, approximately $330,000 in economies were realized as the result of direct disposal of obsolete records or transfer of records to the Federal Records Center and the release of prime storage space for more efficient use (see attachment for details).

Plans for Management Improvements to Conserve Resources—Department of Public Health.—The Department would not assign amounts specifically to the following activities. However, an informal appropriation was verbally given of $500,000.

1. Automatic Data Processing Systems: Automatic data processing activities will be significantly expanded. Included in this expansion will be the processing of data in connection with the Department's medical care program which impinges on most of the organizational components of the Department. In addition to the fiscal and service reports that will be developed, ADP activities will be used to develop a more effective billing system for charges to patients who are determined to be able to pay for part or all of the costs of services rendered. ADP application will also be developed to more adequately meet the central administrative requirements of the Department in the fields of budget and finance, personnel, and procurement and supply.

2. Preventive Maintenance: The Department plans to develop a preventive maintenance program applicable to D.C. General and Glenn Dale Hospitals as well as to all of its clinic facilities. This is expected to result in significant savings in replacement costs of expensive equipment, in reducing labor investment, in restorative activities and in generally gaining greater longevity in the physical facilities and equipment used by the Department.

3. Records Management: The Department now uses more than 1,800 different record forms in connection with its various programs. Effective control of the development and utilization of records is expected to result in a significant reduction in the number required. This in turn will have a significant impact in the conservation of man-hours ordinarily consumed in the procuring, processing, and filing of records.

4. Work Standards: The Department plans to establish work performance standards to as many of its positions as is feasible. Such standards will permit an orderly scheduling of work, will eliminate peaks and valleys of production and will eliminate a considerable amount of overtime and idle time by appropriate assignment of personnel to the anticipated job to be done.

5. In-service Training: The Department has already found that in-service training programs are essential to gaining maximum performance from its staff. Plans will be made to intensify this effort to include on-the-job training for its various clerical, technical, and professional personnel.

6. Supply and Equipment Standardization: The Department plans to establish a policy which will standardize the use of expensive equipment and supplies. This will eliminate maintenance of unnecessary spare parts in its inventory, and will keep to a minimum the over-all investment in its stock of supplies and materials.

7. Improved Property and Supply Management: The Department is now engaged in the development and installation of a more effective program of supply and property management. It will result in the savings through better procurement practices, taking the maximum advantage of commodity prices, the development of a more effective stock control system, and the incorporation of labor saving stock distribution and storage activities.

8. Program Planning and Analysis: The Department is continually assessing its programs to determine the extent to which they reflect up-to-date public health principles and practices. An example of this is the change which has taken place and which will be further developed in the next several months in the Mental Health program. By substituting community oriented out-patient, day care, and other innovations in this program for long term institutional care, substantial reduction in the cost of this over-all program will be possible.

Cost reduction—Paperwork management activities, Apr. 1, 1964, through June 30, 1966

I. Training activities (files improvement—disposal):	
A. Workshops (205 participants at $21)[1]	$4,305.00
B. Tangible savings (files improvement report form):	
1. Equipment (126 cabinets at $50)	6,300.00
2. Space (126 cabinets at 6 square feet at $5.50)	4,158.00
3. Personnel time (2 man-years at $6,050)	12,100.00
Total	26,863.00
II. Records disposal:	
A. District of Columbia Records Center—report forms (882 cubic feet at $3.49, 3,515 cubic feet at $2)	10,108.18
B. In District of Columbia agencies (40,327 cubic feet at $3.49 per)	140,741.23
C. In Federal Records Center (2,608 cubic feet)	----------
Total	150,849.41
III. Records transferred to Federal Records Center:	
A. District of Columbia Records Center closing[2] (records equipment, space, personnel, etc., 10,408 cubic feet)	42,136.75
B. Direct from District of Columbia agencies to FRC	84,522.36
Total	126,659.11
IV. Special paperwork management improvements:	
A. Public Service Commission	14,277.00
B. Personnel office	11,698.36
C. Police Department	36,060.00
Total	62,035.36
V. Recapitulation:	
Total savings	366,406.88
Total cost (1 GS–12)[3]	34,608.82
Total	331,798.06

[1] Cost if training had been through GSA Institute.
[2] The District of Columbia Records Center was closed with the transfer of records to the Federal Records Center. This action alone released for reuse, by the public schools, of over 10,000 square feet of prime warehouse storage space and over 500 file cabinets, which resulted in economies exceeding $42,000. The public schools desperately needed this space, and if the District of Columbia Records Center had not been closed, the schools would have been forced to lease the required space.
[3] The services of 1 GS–12 paperwork management specialist.

1. Results of internal audit recommendations

Internal audit recommendations resulted in more effective controls for the prevention of fraud and waste and in improved procedures for the collection of revenues due the District.

As a result of 87 findings on time, leave and pay activities in 21 District departments and agencies, closer supervision is being provided over employees' time and attendance and errors in pay and leave records have been reduced by more effective training and supervision of clerical personnel preparing and maintaining these records. In addition recoveries have been made in all instances where over-payments were found.

Internal audit findings and recommendations on property accountability and inventory control resulted in action to modernize and improve property and supply records. In several agencies automated systems of accounting for property and supplies are being installed.

Improved procedures and records for determining the ability of patients and responsible relatives to pay for care at St. Elizabeths Hospital resulting from internal audit recommendations, will facilitate collection of amounts due.

2. *Results of General Accounting Office Recommendations*

General Accounting Office recommendations resulted in improved controls for the accountability of motor vehicle license tags and inspection stickers by the Department of Motor Vehicles. Substantial collections were made for hospital and surgical-medical services as a result of recommendations made by the General Accounting Office regarding supplemental insurance benefits available under Blue Cross-Blue Shield plans.

Recommendations regarding billing procedures for hospital accounts have been incorporated into the ADP system which when fully implemented will provide a more efficient operation.

EFFECT OF CONTINUING RESOLUTION

Senator BYRD. You have been operating since July 1 under the continuing resolution, have you not?

Mr. TOBRINER. Yes, sir.

Senator BYRD. What effect has this had on your operations?

Mr. TOBRINER. It has prevented of course any new programing, and any expenditures beyond what the House budget request was, or last year's appropriation, whichever is lower.

CONTRIBUTORS TO VARIOUS PROGRAMS

Senator BYRD. Would you indicate for the record the names of contributors and the amounts they have given toward various programs in the District of Columbia over the past year?

Mr. TOBRINER. Yes, sir. We have available contributors to the Vice President's fund. We can give that to you very quickly.

Senator BYRD. This will include the foundations and so on?

Mr. TOBRINER. Yes, sir.

(The information follows:)

Private grants to the District of Columbia

District agency and/or program	Source	1966 estimate	1967 estimate
1. Fire Department: (a) Junior fire marshals program.	Sears Roebuck Foundation	$3,000	$3,000
2. Public Schools:			
(a) Urban Service Corps	Eugene and Agnes E. Meyer Foundation.	75,000	2,184
(b) Improving education for culturally different children.	Ford Foundation	370	----------
(c) Meyer school library fund	Agnes E. Meyer	1,624	----------
(d) Public school library services.	Junion League	153	153
(e) Amidon and Goding Schools library service.	Anonymous donor	3,724	3,724
(f) Talent search project	Eugene and Agnes E. Meyer Foundation.	2,584	1,084
(g) Social work, Thomson School	do	68	68
(h) Social work, Jefferson Junior High School.	do	5,874	5,874
(i) Depressed areas, great cities program.	Ford Foundation	5,000	----------
(j) Bundy early morning breakfast program.	Anonymous donor	443	443
(k) Meyer summer fellowship program.	Eugene and Agnes E. Meyer Foundation.	25,000	26,129
(l) Higginson Memorial Library, La Salle Elementary School.	Anonymous donor	3,313	1,462
(m) Truesdel Elementary School Library.	Junior League	4,621	2,349
Total, public schools		127,774	43,470

Private grants to the District of Columbia—Continued

District agency and/or program	Source	1966 estimate	1967 estimate
3. Recreation Department:			
(a) Preschool program	Eugene and Agnes E. Meyer Foundation.	2,360	
(b) Pied Piper program	do	938	
(c) Mentally retarded day camp	United Givers Fund, John F. Kennedy Inaugural Fund, Joseph P. Kennedy, Jr., Foundation, the Civitan Club of Washington.	8,183	
(d) Roving leader summer camp	The Philip M. Stern Family Fund	4,500	
(e) Roving leader program	Eugene and Agnes E. Meyer Foundation.	15,860	
(f) Stead Estate Recreation Center.	Stead estate	7,500	7,500
Total, Recreation Department		39,341	7,500
4. Department of Vocational Rehabilitation:			
(a) Mental health program	District of Columbia Association for Mental Health.	3,520	5,585
(b) Disabled adolescent dropout rehabilitation program.	Urban League	9,714	5,045
Total, Department of Vocational Rehabilitation.		13,234	10,630
5. Department of Public Health:			
(a) Crippled children	Carolyn Voigt legacy	10,000	10,000
(b) Occupational therapy, crippled Children's Unit.	Twentieth Century Club	300	300
(c) Visual aids	Various organizations	700	700
(d) Alcoholic tubercular patients, Glenn Dale Hospital.	Tuberculosis Association of the District of Columbia.	20,245	3,730
(e) Social services, District of Columbia General Hospital.	Washington Society for the Blind	700	700
(f) Student nurses, Capital City Nursing School.	Kober legacy	120	120
(g) Patient fund, District of Columbia General Hospital.	Miscellaneous donations	700	700
(h) Occupational therapy, District of Columbia General Hospital.	Vending machine profits	2,000	2,000
(i) Birth control program evaluation.	The Population Council	20,000	30,000
(j) Psychiatric day care program	Eugene and Agnes E. Meyer Foundation.		25,000
Total, Department of Public Health.		54,765	73,250
6. Department of Public Welfare:			
(a) Majorie Thaxter Memorial Scholarship.	Junior League	12,000	12,000
(b) Psychological team project	William H. Donner Foundation, Inc.	32,441	33,442
Total, Department of Public Welfare.		44,441	45,442
7. Department of Highways and Traffic: (a) Urban beautification program.	Various individuals and organizations	[1] 174,734	[2] 100,000
Grand total		457,289	283,292

GENERAL NOTE.—The 1967 Estimated amount includes only those private donations which are likely to be received, based on information available as of September 30, 1966. Absence of funds for programs which were in operation in 1966 does not necessarily mean that the program will not be funded in 1967.

[1] Includes $60,935 in donations for night lighting playgrounds as a result of the Vice President's campaign.
[2] Includes $15,840 in donations for night lighting playgrounds as a result of the Vice President's campaign.

DISTRICT OF COLUMBIA STADIUM ACCOUNT

Senator BYRD. You are not making any payments on the principal involved in the District of Columbia Stadium account, are you?

Mr. TOBRINER. No, sir. We have had to borrow the interest payments.

AMENDMENTS REQUESTED

FEDERAL PAYMENT TO GENERAL FUND

Senator BYRD. The first amendment relates to the Federal payment to the general fund. The 1967 estimate is $50 million. The House allowance is $49 million, a reduction of $1 million, which is requested to be restored.

The amendment requested and the justification in support thereof will be placed in the record at this point.

(The amendment and justification follow:)

FEDERAL PAYMENT

(House hearings, pp. 18, 66, 92, 111, 112, 114)

Appropriation, 1966 (Includes $1,250,000, Second Supplemental Appropriation Act, P.L. 89-426)	$44,250,000
Estimate, 1967	50,000,000
House allowance, 1967 (reduction of $1,000,000)	49,000,000
Amendment requested	1,000,000
Total request in Senate	50,000,000

AMENDMENT REQUESTED

Page 2, line 5, strike out "$49,000,000" and insert in lieu thereof "$50,000,000" or an increase of $1,000,000 in the appropriation.

HOUSE REPORT

The bill provides for a total Federal payment of $52,394,000 to the District of Columbia in 1967 composed of $49,000,000 to the general fund, $2,146,000 to the water fund, and $1,248,000 to the sanitary sewage works fund. The payment to the general fund is $4,750,000 more than was available in 1966 and is $1,000,000 less than requested. The payments to the water and sanitary sewage works funds have increased $173,000 and $99,000 over 1966 respectively and relate directly to actual services furnished the Federal Government. A table follows which sets forth in comparative form the distribution to the various funds:

Item	Estimate	Recommended	Increase or decrease (-)
Federal payment to the District of Columbia:			
General fund	$50,000,000	$49,000,000	-$1,000,000
Water fund	2,146,000	2,146,000	
Sanitary sewage works fund	1,248,000	1,248,000	
Total	53,394,000	52,394,000	-1,000,000

JUSTIFICATION

This request for an additional Federal payment is to restore the $1,000,000 eliminated by the House. The $1,000,000 is required to partially finance restoration of needed services and projects eliminated by the House and amendments to the 1967 estimates resulting in many instances from the passage of new legislation and other needs which have developed since the estimates were submitted.

The estimated financial condition of the General fund is shown below. The restoration of $4,527,500 for the rail rapid transit system will be financed from loan authority specifically earmarked for this purpose.

Estimated financial condition, fiscal year 1967

GENERAL FUND

[In thousands of dollars]

	House action	Restorations requested	Amendments requested	Increased revenues and pending requirements	Total request to Senate
Estimated revenue availability:					
Surplus or deficit at beginning of year	−501				−501
Unexpended balance released to surplus	3,000				3,000
Total	2,499				2,499
Revenues:					
Collections (revenue estimates of July 25, 1966)	267,960			8,160	276,060
Federal payment	49,000	1,000			50,000
Federal loans:					
Public works	22,500				22,500
Rail rapid transit system		4,527			4,527
Total revenues	339,400	5,527		8,160	353,087
Proposed for later transmission:					
Federal payment				10,000	10,000
Total estimated funds available	341,899	5,527		18,160	365,586
Estimated funds required:					
Operating expenses	301,656	2,907	2,855		307,418
Operating expenses reduction in House allowance		−1,348			−1,348
Capital outlay:					
Public works	37,349	4,618	1,167		43,134
Public works reduction in House allowance		−383			−383
Rail rapid transit system		4,527			4,527
Repayment of loans and interest	2,019				2,019
Reserve for indefinite appropriations	600				600
Reserve for classified pay increase	2,208				2,208
Reserve for wage board increase for food service and laundry workers	160				160
Reserve for proposed pay increases for teachers, policemen, firemen, and wage board employees				10,000	10,000
Total estimated appropriations and reserves	343,992	10,321	4,022	10,000	368,335
1966 appropriation financed in 1967	8,580				8,580
1967 appropriation financed in 1968	−11,431				−11,431
Total estimated funds required	341,141	10,321	4,022	10,000	365,484
Surplus	758	−4,794	−4,022	8,160	102

FEDERAL LOANS

Senator BYRD. The next amendment relates to Federal loans.

The 1967 estimate is $26,225,000. The House allowance is $23 million. The net reduction is $3,225,000.

The restoration request is $16,525,500, which includes $4,527,500 restoration request for the rail rapid transit program and $12,000,000 new supplemental request pending submission to the Senate for the highway fund.

The amendment requested and the justification filed in support thereof will be placed in the record at this point.

(The amendment and justification follows:)

FEDERAL LOANS

Appropriation, 1966	$28,311,900
Estimate, 1967	26,225,000
House allowance, 1967 (a net reduction of $3,225,000 comprised of an increase of $5,300,000 for public works and a decrease of $8,525,000 for rail rapid transit)	23,000,000
Amendment requested (includes $12,000,000 in S. Doc. 112)	16,527,500
Total request in Senate	39,727,500

AMENDMENTS REQUESTED

(1) Page 2, line 25, strike out "$23,000,000" and insert in lieu thereof: "$39,727,500", or an increase of $16,727,500 in the total loan appropriation.

(2) Page 3, line 7, strike out "$22,500,000," and insert in lieu thereof: "$27,027,500", or an increase of $4,527,500 in the loan appropriation for the General fund.

(3) Page 3, line 7, preceeding the word "and" insert the following: "highway fund $12,000,000".

This language will provide for the highway fund loan appropriation of $12,000,000.

HOUSE REPORT

In addition to the Federal Contributions enumerated the Committee recommends a loan of $22,500,000 to the general fund for public building construction recommended in the bill. The budget proposed a total of $25,725,000 composed of $17,200,000 for public projects and $8,525,000 to finance the District's contribution to the rail rapid transit system. As discussed elsewhere in this report the latter item has been disallowed. The Committee also recommends a $500,000 loan appropriation for capital outlay projects financed through the water fund, which provides a total of $23,000,000 as shown on the tabulation following:

Item	Estimate	Recommended	Plus or minus
Loans for capital outlay:			
General fund:			
Public building construction	$17,200,000	$22,500,000	+$5,300,000
Rail rapid transit system	8,525,000		−8,525,000
Water fund	500,000	500,000	
Total	26,225,000	23,000,000	−3,225,000

Application of House reductions (by purpose and fund)

Standard classification	1966 estimate	1967 estimate	Amount recommended by House	Increase (+) or decrease (−), bill compared with estimate	Amount of restoration requested in Senate
Loans for capital outlay:					
General fund:					
Public building construction	$20,400,000	$17,200,000	$22,500,000	+$5,300,000	
Rail rapid transit system	2,000,000	8,525,000		−8,525,000	$4,527,500
Highway fund	3,911,900				[1] 12,000,000
Water fund		500,000	500,000		
Total	26,311,900	26,225,000	23,000,000	−3,225,000	16,527,500

[1] Amendment included in S. Doc. 112.

JUSTIFICATION

The amendment requested of $16,727,500 is required to finance restorations requested in capital outlay for highway construction projects and for the planning and development of a rail rapid transit system.

The loan appropriation of $12,000,000 requested for the highway fund will finance the greater portion of restoration of $12,805,100 in highway projects

eliminated by the House due to lack of adequate financing. House and Senate conferees on the D.C. Revenue Bill have agreed to an increase of $35 million in the Highway Loan Authority.

The restoration of loan appropriation for the general fund, in the amount of $4,527,500, is required to finance the restoration requested under capital outlay for the continuation of the planning and development of a rail rapid transit system. This request is equal to one-half of the funds appropriated to the National Capital Transportation Agency in the Department of the Interior and Related Agencies Appropriation Act, 1967 (P.L. 89-435).

P.L. 89-173, dated September 8, 1965, increased the loan authority for the General fund by $50 million and designated that this amount would be used specifically for the purpose of the National Capital Transportation Act of 1969. A loan appropriation of $2 million was approved in fiscal year 1966 leaving a current balance of $48,000,000.

A statement of the estimated financial condition of the Highway Fund (regular) follows:

Estimated financial condition, fiscal year 1967

HIGHWAY FUND (REGULAR)

[In thousands of dollars]

	House Action	Restorations Requested	Amendments Requested	Increased Revenues and Pending requirements	Total Request to Senate
Estimated revenue availability:					
Surplus or deficit at beginning of year	(−)303				(−)303
Unexpended balance released to surplus	350				350
Total	47				47
Revenues:					
Collections (revenue estimates of July 25, 1966)	18,345			1,200	19,545
Federal loans			12,000		12,000
Total revenues	18,345		12,000	1,200	31,545
Total estimated funds available	18,392		12,000	1,200	31,592
Estimated funds required:					
Operating expenses	13,352				13,352
Operating expenses reduction in House allowance		(−)8			(−)8
Capital outlay	2,054	12,805			14,859
Repayment of loans and interest	2,301				2,301
Reserve for indefinite appropriations	425				425
Reserve for classified pay increase	181				181
Reserve for proposed pay increases for policemen and wage board employees				419	419
Total estimated appropriations and reserves	18,313	12,797		419	31,529
Surplus	79	(−)12,797	12,000	781	63

AMOUNTS REQUESTED

Senator BYRD. Mr. Herman, would you like to address yourself to these items?

Mr. HERMAN. Yes, sir.

The Federal payment of course, as Mr. Tobriner said in his opening statement, we are requesting $1 million, which is the amount deleted by the House, in order to assist in financing the restorations.

In the Federal loans the requests are broken down in two parts, $4,527,500 for restoration of the loan to finance a rail rapid transit system, and also an amendment of $12 million in the highway fund,

$12 million to support the amendments requested by the Highway Department.

Senator BYRD. Mr. Tobriner addressed himself to those two items. As I indicated, we are going to try to help you on those, Mr. Tobriner.

Mr. TOBRINER. Thank you, sir.

PUBLIC SAFETY

CORPORATION COUNSEL

STATEMENT OF MILTON D. KORMAN, ACTING CORPORATION COUNSEL; ACCOMPANIED BY MRS. GLORIA L. POWELL, ADMINISTRATIVE OFFICER

FUND REQUIREMENTS

Senator BYRD. The next item relates to fund requirements for the Office of the Corporation Counsel.

The budget estimate is $1,432,600.

The allotment under the House allowance is $1,344,900, a reduction of $87,700.

The amendment requested is $30,229, which comprises $26,489 as restoration request and $3,740, a new supplemental estimate pending submission to the Senate.

The amendment requested and justification filed in support thereof will be placed in the record at this point.

(The amendment and justification follow:)

A. OFFICE OF THE CORPORATION COUNSEL, $30,229

	1967 increases requested	House allowance	Senate amendment requested		
			Restoration	S. Doc. 112	Total
Positions	10		5	1	6
Amount	$162,400	$74,700	$26,489	$3,740	$30,229

Analysis of amendments requested

Position (grade and title) or item	Number requested	Personnel compensation	Personal benefits	Other	Total	Deduct 1968 funding	Net 1967 request
Legislation and Opinions Division:							
GS-13 attorney	1	$12,510	$936	$350	$13,796	$6,775	$7,021
GS-5 secretary	1	5,181	437	800	6,418	2,809	3,609
Civil Proceedings Division:							
GS-11 attorney	1	8,961	692	350	10,003	4,826	5,177
GS-5 secretary	1	5,181	437	800	6,418	2,809	3,609
Appellate Division: GS-13 attorney	1	12,510	936	350	13,796	6,723	7,073
Administrative Division: GS-7 librarian	1	6,269	511	350	7,130	3,390	3,740
Total	6	50,612	3,949	3,000	57,561	27,332	30,229

Legislative and Opinions Division, $10,630.—This restoration is for one attorney and one secretary.

Five attorneys, three secretaries and one legislative reference clerk are barely adequate for the existing workload of the Division, providing no reserve for emergencies, vacations, and illness. There is need for an additional attorney, GS-13, and an additional secretary, GS-5, to cope with foreseeable workload increases and to provide for the above contingencies.

Increases in the workload are expected to result from the following: (1) two Acts, one governing rental of public space on or under District streets and sidewalks, the other authorizing construction of buildings over or under District streets; (2) a Parking Facility Act to establish a Parking Board for the District; (3) amendments of District law relating to hospitalization of the mentally ill to comport with recent developments in their treatment, and to allocate between the Federal and District Governments the cost of such treatment; (4) a "Freeway Airspace Utilization Act" authorizing the use or leasing of space over and under freeways; (5) a Retail Installment Sales Act for the District; and (6) the normal increase in the number of opinions and other types of work which result from the passage by the Congress of legislation affecting the District of Columbia.

Comparison of 1967 request with 1966 operation

	1966 available	1967 House allowance	Restoration requested	1967 total
Attorney	5		1	6
Secretary	1		1	2
Legislative reference clerk	1			1
Clerk-stenographer	2			2

Civil Proceedings Division, $8,786.—This restoration request is for one attorney and one secretary.

The overall volume of general litigation continues to increase. However, two classes of cases, i.e., (1) prisoner complaints, and (2) libel actions for foreiture of monies and goods seized for violation of gambling laws have created a critical burden.

(1) Prisoner complaints: There were 218 prisoner suits pending on July 1, 1963. During fiscal 1964, 198 prisoner suits were received, of which 225 were terminated, leaving approximately 191 pending on July 1, 1964. In the 1965 fiscal year, 135 prisoner cases were received, 154 were terminated, and 172 were pending at year's end. Preparation of defense of these suits, meeting deadlines and frequent court appearances in both the United States District Court for the District of Columbia and the United States District Court for the Eastern District of Virginia, Alexandria Division, as well as the Fairfax County Circuit Court, Fairfax, Virginia, imposes a nearly insurmountable burden on personnel of this Division. Time and effort of assistants, already overburdened, are diverted from other cases.

(2) Libel Actions: Forfeiture to the District of monies and goods seized in gambling cases is provided for by the Act of September 21, 1961 (75 Stat. 540, P.L. 87-259, Section 22-1505, D.C. Code, 1961 ed.). The number of such cases in fiscal 1962 was insignificant, but jumped in fiscal 1963 to 166 seizures referred for action, and in fiscal 1964 increased to 280 seizures so referred. Up to June 18, 1965 there were 223 seizures referred for action. This facet of the work will remain constant or further increase. One GS-11 Attorney and one GS-5 Secretary are minimal to meet the demands of prisoner and libel actions.

Comparison of 1967 request with 1966 operation

	1966 available	1967 House allowance	Restoration requested	1967 total
Attorney	13		1	4
Investigator	4			4
Secretary	6		1	7
Legal clerk (stenographer)	2			2
Clerk-stenographer	1			1

Appellate Division, $7,073.—This restoration request is for one attorney.

Requested additional personnel is required by constant increase in the workload of the Division, which as shown by the following table almost certainly will continue.

Not only is the workload rising in numbers, but more involved appeals are requiring more extensive research, briefing, and preparation for oral argument.

Information data

Appellate matters handled:

Fiscal year 1959	101
Fiscal year 1960	137
Fiscal year 1961	158
Fiscal year 1962	196
Fiscal year 1963	242
Fiscal year 1964	245
Fiscal year 1965	257

Comparison of 1967 request with 1966 operation

	1966 available	1967 House allowance	Restoration requested	1967 total
Attorney	5		1	6
Secretary	2			2
Legal clerk	1			1

Administrative Division, $3,740.—The amendment contained in S. Doc. 112 is for one librarian, GS–7.

At the present time, the law library for the Office of the Corporation Counsel has approximately 9,500 volumes, the annual cost of maintenance of which, including purchase of accretions, is approximately $8,000. There never has been a full-time librarian, as such, to properly organize and operate this valuable library. A few years ago, an attorney was assigned on a part-time basis responsibility for the library. In a comparatively short time, the library work took most of his time. Since his retirement, the library is completely unattended and such attention as is given to maintenance thereof is strictly voluntary on the part of the attorneys and an imposition on their time. A member of the staff of the Administrative Division is responsible on strictly a part-time basis for seeing that books are repaired and rebound. The need for someone to properly organize, operate, and maintain the law library for this Office is critical.

Comparison of 1967 request with 1966 operation

	1966 available	1967 House allowance	Restoration requested	1967 total
Administrative officer	1			1
Budget and accounting clerk	1			1
Legal clerk	1			1
Librarian			1	1
Personnel clerk	1			1
Clerk-typist	1			1
Telephone operator	1			1
Clerk	1			1
WBR (chauffeur)	1			1

REQUESTS FOR RESTORATION

Senator BYRD. Mr. Korman.

Mr. KORMAN. I have here with me Mrs. Gloria Powell.

For the record, I am Milton D. Korman, acting corporation counsel.

Our requests for restoration are rather modest, Mr. Chairman. We had originally asked for six professional positions and seven nonprofessional, none of which were allowed by the House.

We are asking the Senate to restore three professional positions and two nonprofessional, and as an amendment to the budget we would like to have one additional nonprofessional job, and that is of a librarian.

NEED FOR LIBRARIAN

If I may take that up first, we have never had a librarian in the Office of the Corporation Counsel.

Senator BYRD. You have never had what, Mr. Korman?

Mr. KORMAN. We have never had a librarian as such. We have a library of about 9,500 books, and the accretions are substantial with the various sets of books that are added to each year.

Senator BYRD. Have you asked for a librarian before?

Mr. KORMAN. No, we have not. This is the first time. Heretofore, over a period of some years, we have had one of the lawyers act on a part-time basis as librarian, and, as time went on, he had to spend more and more of his time in there—along with his work in the library he did some legal work for us.

Actually, we had assigned to that position a man who was up in years, and who was tapering off, shall we say. He retired at the end of December, took advantage of the increased annuity that was available to retirees at that time, and since then we have had no one, and it has been really a matter of chaos in there. We must have someone to look after these books, to see that they get back on the shelves, to see that they are properly registered in when new books come in, keeping up the indexes and so on.

Senator BYRD. This request is for a position over a period of 6 months?

Mr. KORMAN. This is on a 6-month basis, sir, for a GS–7 position.

WORKLOAD

Senator BYRD. Tell us something about your workload?

Mr. KORMAN. In the library or elsewhere?

Senator BYRD. Throughout.

Mr. KORMAN. Throughout the Office?

Well, sir, the whole District government has grown, as you know, and the work of our Office I would say has grown at least in proportion and perhaps more. It seems over years I have been there that the cases are becoming more and more complicated. Certainly I think the spirit of litigation has grown generally.

Senator BYRD. How many years have you been there?

Mr. KORMAN. Today, sir, being October 1, marks the beginning of my 30th year. I came with the Office on October 1, 1937, and I have seen all parts of the Office. Today I would say the caseload of the men is greater than——

Senator BYRD. You have completed 29 years?

Mr. KORMAN. I have completed 29 years yesterday; yes, sir.

I would say that the caseload of the lawyers and the nonprofessional help is greater than it ever has been. We are faced with many expanding items in the future.

One that will be extremely heavy is the condemnation of land for the expansion of the freeway systems, and the other expansions that are taking place throughout the District.

CIVIL PROCEEDINGS DIVISION

The Department of General Administration, the General Services Office therein, is I understand, asking for 46 additional employees to work in this general area. All of the work that devolves upon us in

that connection, we must have additional help for. This would come in our division that we call the civil proceedings division, which is the general litigation division and includes the condemnation of land.

Prisoner Suits

That division has been extremely heavily hit in the last few years by a tremendous number of what we call prisoner suits. There has developed a large amount of litigation brought against the District by inmates of the prison system of the District. Much of this, not all of it but a great deal, by a new group that has come into existence in the last few years known as Muslims. I think they call themselves Black Muslims. It is a new sect. They are, among other things, litigious. We find them filing suits against us not only in the U.S. district court here in the District, but in the U.S. district court in Alexandria, which is in Virginia of course, and where Occoquan and Lorton are located. We find them filing suits in the Fairfax County Court.

And the appeals from these cases are going to the Fourth Circuit Court of Appeals and the U.S. Court of Appeals for the District of Columbia Circuit. It not only bring us additional work but causes our men to run back and forth between here and Virginia to take care of work over there.

Libel Cases

We have had a new type of case given to us that runs to some numbers, by virtue of legislation that the Congress has enacted in the last few years that requires us to libel property which is seized in connection with gambling and liquor law violations, and we have quite a number of libel cases pending, and many of them are contested. This has resulted in quite a bit of work for that particular division, the civil proceedings division, and we need a man there, and we need a stenographer in that division.

Additional Personnel Requested

Senator Byrd. What is the total number of additional personnel you are requesting?

Mr. Korman. We are asking altogether now for restoration of three professional positions, two nonprofessional, and the amendment to take care of the librarian.

Senator Byrd. Making a total of six?

Mr. Korman. Making a total of six; yes, sir.

Senator Byrd. How many additional positions did the House allow?

Mr. Korman. None.

Senator Byrd. You need six more positions?

Mr. Korman. Yes, sir.

Senator Byrd. How many do you have now?

Mr. Korman. Altogether?

Senator Byrd. Yes.

Total Number of Authorized Positions

Mr. Korman. We have a total authorized number of 118, including all professional and nonprofessional positions in the nine divisions of the office.

NUMBER OF VACANCIES

Senator BYRD. How many vacancies do you have?

Mr. KORMAN. We have presently five professional positions that are open, and I think six or seven nonprofessional. At any given time we have a few of each.

As soon as a job is vacated, we do not immediately fill the position with anyone who comes along. We have been rather selective in the people we employ, and this has, I think, evidenced itself in the work that we have done, and the way in which our men have been sought after in private industry.

OVERTIME

Senator BYRD. Do you have to work your people overtime?

Mr. KORMAN. We have a considerable amount of overtime. It just happened this past week that a most unusual thing occurred. One of our young men who was working on a case which is taking up a considerable amount of time came to work on Tuesday morning, left at the usual time at the end of that workday for dinner, returned to the office at 7 p.m., worked straight through until 7 a.m., the next morning, went out for breakfast and put in the full day of Wednesday's work. I do not say that is the usual occurrance. It is a most unusual thing for a man to put in that much time. But it is an example of the kinds of demands that are made on us by virtue of the caseload.

WORK BACKLOG

Senator BYRD. What kind of a backlog of work do you have?

Mr. KORMAN. Well, I should say that our biggest backlog is in the area of unlitigated claims, where we have at any given time I would say a rough average of about 1,500 items which are not in litigation, tort claims for the most part that are made against the District, which we process, investigate, and write up opinions on as to whether they should or should not be settled. There is considerable backlog on those and there is a great deal of complaint from the public, because we simply do not have the personnel to process them as rapidly as we would like to.

We have some backlog in the collections area. We, among other things, do such legal work as is necessary to collect the moneys that are due the District for the hospitalization of patients in the mental institutions and in other hospitals, mostly in the mental institutions. The total cost to the District of keeping our mental patients runs something in excess of $15 million a year. Only about 10 percent of that, I would say, is collected annually, and we have to participate in that where legal work is necessary, and this entails not only lawsuits but a good deal of work in the probate field, in looking into the estates of patients, and of their relatives who are liable for their care.

These are the principal areas of backlog. The others are not in arrears because we are constantly faced with deadlines from the courts. We cannot let those lag. We have to meet those deadlines or we will lose the cases, and so we have to devote all our time to those items where there are deadlines, and accordingly the other things that have no deadlines suffer. Opinions requested by the Commissioners cannot be prepared as rapidly as they should be.

We have one other item to put before you, sir.

Senator BYRD. Before you proceed, in terms of time, can you indicate what your backlog is?

In other words, how long have some of your oldest cases been pending before you?

Mr. KORMAN. That is difficult to say, sir, because when you say "the oldest cases," there are some cases that may be in litigation for a long period of time, but we cannot let those lag because if we do, we are faced by the loss of a case by action of the court or by pressure from counsel on the other side who has a suit pending against us.

Most of our work is defense work rather than plaintiff's work, and so we are constantly at the mercy of those who press their cases to a conclusion.

I cannot say that any of them are behind in that regard. Those cases where we are plaintiff, we have brought actions fairly promptly where the facts are before us and that are ready in other respects to bring litigation.

ATTRITION INCREASE

Senator BYRD. What about your recruitment for these new positions? Will you have any problems in recruiting these additional positions?

Mr. KORMAN. We have some problems. We have had a particularly acute problem this past year. Mr. Gray, who was Corporation Counsel, died at the end of last November, and at the end of December 4 of our lawyers and 4 of our nonprofessional employees retired to take advantage of the extra percentage in retirement that they were able to take, and in the first 6 months of 1966 we had 14 lawyers leave our staff.

Senator BYRD. In the first 6 months?

Mr. KORMAN. Yes, sir. Formerly our attrition has been about five a year. This has been a particularly bad year.

Senator BYRD. In the first 6 months of calendar year 1966?

Mr. KORMAN. That is correct, sir.

Senator BYRD. And what is the average?

Mr. KORMAN. The average has been over a 10-year period which I looked up, about five a year.

Senator BYRD. Five a year. Have you had any resign after these 14?

Mr. KORMAN. Yes, sir. We had two subsequent to the first 6 months.

Senator BYRD. Do you have any presently planning to resign as far as you know?

Mr. KORMAN. We have two who are planning to resign and two more rather high grade employees who I know are looking for other positions because they have told me so, and asked me to write letters for them.

RECRUITMENT OF NEW EMPLOYEES

Senator BYRD. I suppose you would have to attribute some of this backlog to this fact, that you have had these resignations.

Mr. KORMAN. I think possibly a little bit of it, but not too much of it, because we have been able to recruit 17 new employees to fill their places by careful recruitment processes.

Senator BYRD. These are new men?

Mr. KORMAN. These are new men.

Senator BYRD. Some of them inexperienced?

Mr. KORMAN. Most of them inexperienced.

Senator BYRD. And does this contribute to the backlog?

Mr. KORMAN. I think it does, sir; yes. You cannot possibly supply the experience that is lost when men who have been on the staff for some time leave us.

REASONS FOR RESIGNATIONS

Senator BYRD. To what do you attribute this uncommon number of resignations?

Mr. KORMAN. This is rather difficult to say, sir. I think it is true that the return, the monetary return to the private practitioner is rather good today, but I think there is no question that some of it results from a feeling of insecurity among some of them. Some of the men who have gone elsewhere have told me that.

What percentage of it is attributable to that I cannot say, but I think some of it is. I think also, however, that the fact that the income of the private practitioner is rather good at present has caused a great many private firms to make inroads on our young men, because we select carefully and we train them carefully, and they are sought after in the private practice field. I think it is a combination of the two.

PRIORITY OF POSITIONS REQUESTED

Senator BYRD. You are asking for a total of how many new positions?

Mr. KORMAN. Professional, three, and nonprofessional three, including the librarian.

Senator BYRD. Now of the six, would you assign some kind of priority to these?

Mr. KORMAN. I have set them up in the justification on the basis of one GS–13 and a GS–5 secretary to the Legislation and Opinions Divisions, one GS–11 attorney and a GS–5 secretary for the Civil Proceedings Division, and one GS–13 attorney to the Appellate Division. And then the librarian.

I would say that is generally my selection of priorities, but there is not much to choose between those first two. They are both most important, and with the recent indication of a lot of condemnation work coming into Civil Proceedings, that Division almost moves up to No. 1 place.

CASES IN APPELLATE DIVISION

In the Appellate Division, sir, the numbers of cases that have come in is set forth in a table that appears in the justification. We have set forth the total number of appellate matters handled between 1959 through 1965.

Senator BYRD. Where is it in the justification here?

Mr. KORMAN. On page C–12. You will find, sir, that the number was 101 in 1959. Incidentally, the Appellate Division was first established in 1958 as a separate division. Prior to that time appellate matters were handled by the divisions which tried the cases or by the Principal Assistant Corporation Counsel, but it got to be too much of a job for handling that way.

Senator BYRD. In fiscal year 1965, you handled two and a half times that number.

Mr. KORMAN. Two and a half times that number by 1965.

Senator BYRD. What about fiscal year 1966?

Mr. KORMAN. I do not have the figures for 1966, but I am told that the increase has been proportionately as great as it has been right up the line.

Senator BYRD. And how has the increase in personnel compared with this increase?

Mr. KORMAN. The increase of personnel?

The last accretion in that Division was in 1963 when we had one addition, and right now we definitely need one more.

NO LOSS OF REVENUES TO DISTRICT

Senator BYRD. Now because of the backlog, is there any evidence as to a loss of revenues to the District government through delay in processing of cases?

Mr. KORMAN. No, sir: I do not think I can say there has been any loss of revenue, in spite of all of the burdens. We have taken care of every demand that has been made on us. The only ones who have suffered I would say have been claimants against the District whose cases are not in litigation and whose cases we cannot process as rapidly as they should be, and the Commissioners and department heads, who have had to wait for opinions.

VOLUNTARY OVERTIME

Senator BYRD. Do you have any further comments with regard to the necessity for the positions?

Mr. KORMAN. No, sir. I think I have told you about all that I can or really that needs to be, except to say that we have a very devoted staff at this time, and if it were not for them, we would really be in a very difficult situation. We never ask our people to work overtime but they do it because of their professional pride.

I am not here asking for any plaudits for myself, but I take home a bagful of work every night, and I work on it many times a week—I will not say I work every night—in order to keep up with the review of the work that the office turns out. This is true all the way down the line. Nobody asks us to, but we do it, because we want to see it kept up. But this is really asking too much of the men. We need these jobs.

Senator BYRD. I know something about that, about the business of taking work home at night.

FUNDS REQUESTED TO SETTLE CLAIMS

Mr. KORMAN. There is one other item that I have not mentioned. It is really something that normally occurs in the deficiency appropriations.

We have here a request for $42,000, I think it is, $42,027.12 to settle some 30 items of claims or suits that are in excess of $250 each.

As you probably know, we have a fund out of which items under $250 may be settled immediately. Those above that have to be sought by appropriation. Here we have 30 items that have been settled.

I might point out that the total demand in those 30 cases, exclusive of 2 where there was no stated amount, was $550,763, and we settled them for $42,027.

REPLACEMENT OF CORPORATION COUNSEL

Senator BYRD. Mr. Tobriner, the Office of the Corporation Counsel has been vacant now almost a year, it soon will be a year, it is about 10 months or a little over, and no permanent replacement has been named. As far as you know, is there any parallel for this situation since the present form of government in the District was created in 1878?

Mr. TOBRINER. I do not go back that far, Mr. Chairman, but I know of none within my limited tenure.

Senator BYRD. Suppose for the record we answer that question. Is that a fair question?

Mr. TOBRINER. Sir?

Senator BYRD. Is it a fair request to have you provide for the record an answer to my question as to whether or not there is any parallel for this situation since the present form of government was formed in the District?

Mr. TOBRINER. If we have the records, we will supply it to the extent that we do have records.

Senator BYRD. All right.

(The information follows:)

Following is a list of all the incumbents of the Office of Corporation Counsel since the present form of government was established. The dates of the beginning and termination of their terms of office are shown.

It will be noted that in only two instances was there any time lag between the termination of a term and the beginning of the period of service of the successor. The term of Andrew B. Duvall, Esq. ended as of September 12, 1905 and Edward H. Thomas, Esq. entered on duty seven days later on September 19, 1905. In the other instance, Judge E. Barrett Prettyman resigned as of March 31, 1936 and Elwood H. Seal, Esq. began his term on August 5, 1936, approximately four months later. All other terms began the day following the resignation of the preceding incumbent.

Attorneys

Name	Title	Tenure in office
Albert G. Riddle	Attorney for the District of Columbia.	Nov. 1, 1877, to Nov. 30, 1889.
George C. Hazelton	do	Dec. 1, 1889, to May 31, 1893.
Sidney T. Thomas	do	June 1, 1893, to May 31, 1899.
Andrew B. Duvall	do	June 1, 1899, to March 3, 1901.
Do	City Solicitor	Mar. 4, 1901, to June 30, 1902.
Do	1st Corporation Counsel	July 1, 1902, to Sept. 12, 1905.
Edward H. Thomas	2d Corporation Counsel	Sept. 19, 1905, to Oct. 31, 1913.
Conrad H. Syme	3d Corporation Counsel	Nov. 1, 1913, to Dec. 31, 1919.
Francis H. Stephens	4th Corporation Counsel	Jan. 1, 1920, to June 30, 1927.
William W. Bride	5th Corporation Counsel	July 1, 1927, to Mar. 15, 1934.
E. B. Prettyman	6th Corporation Counsel	Mar. 16, 1934, to Mar. 31, 1936.
Elwood H. Seal	7th Corporation Counsel	Aug. 5, 1936, to Oct. 31, 1940.
Richmond B. Keech	8th Corporation Counsel	Nov. 1, 1940, to Oct. 22, 1945.
Vernon E. West	9th Corporation Counsel	Oct. 23, 1945, to July 31, 1956.
Chester H. Gray	10th Corporation Counsel	Aug. 1, 1956, to present.

Statutes: Attorney for the District of Columbia (Legislative Assembly Aug. 23, 1871). City Solicitor (31 Stat. 1340). Corporation Counsel (32 Stat. 537).

CAREER POSITION

Senator BYRD. Is it not true that the Office of Corporation Counsel, except for the three Commissioners, is the oldest official position in the District government, Mr. Tobriner?

Can you answer that?

Mr. TOBRINER. I am not historically very strong on that, sir.

Senator BYRD. I suppose that is not too important anyhow.

Is this a career office or has it been the practice to make this a career position?

Mr. TOBRINER. This has been. Many of the corporation counsels have been advanced to judicial positions.

Senator BYRD. Mr. Tobriner, why have not the Commissioners acted to fill this position over a period of 10 months?

Mr. TOBRINER. Because, sir, there has been some discussion with respect to the completion of this task of appointment.

Senator BYRD. Pardon?

Mr. TOBRINER. There has been discussion as to the task of this appointement, and the Commissioners are not yet ready to announce their appointments, sir.

EDITORIALS ENDORSING THE APPOINTMENT OF MILTON KORMAN TO THE POSITION CORPORATION COUNSEL

THE FIRST STONES

Senator BYRD. I wish to insert in the record an editorial from the Washington Daily News of last December entitled "The First Stones."

(The editorial follows:)

A couple of weeks ago, we suggested that the District Commissioners, in their search for a successor to the late Chester Gray, need look no further than Mr. Gray's right-hand man, Milton Korman, an honest, plainspoken and able lawyer who has been the workhorse of that important office for many years—and still is.

Since then, from various groups and organizations that have made much of their concern for civil rights, there has been a groundswell of opposition to Mr. Korman. No one goes so far as to say that is not a friend of the Negro. He is. The charge is simply that he *has not done enough for civil rights.*

This is foolish talk—and mischievous. There is probably no man alive today, white or Negro, who can say truthfully he has done enough, and no man, however, idealistic, who could not be discarded as having accepted, tolerated or in some measure resigned himself at one time or another to some of the indignities and inequalities suffered by Negroes through decades of public apathy.

Few men have done as much to advance civil rights as President Johnson has. Yet there was little in his record prior to his assumption of the Presidency to indicate he some day would be a champion in this field. Some of the most forceful civil rights workers today—notably great numbers of the clergy—were seldom heard from yesterday. They are none the less welcome to the cause.

We don't know how early or late Milton Korman joined the battle, but we do know that he has always been a fair and decent man, loyal to his chief and to his job. These are old-fashioned qualities, no longer in great supply.

Well, we are still on his side. We think he is a good man and the right man for the job. When lesser men might have been building up political defenses for use in case of attack, he was faithfully working at the tasks assigned. He now needs help—and we trust the Commissioners will have the courage to give it.

THE BIG STALL

Senator BYRD. Also, I would insert in the record an editorial from the Washington Star entitled "The Big Stall."

(The editorial follows:)

If they had a better man on hand for the job, the District Commissioners' shabby treatment of Acting Corporation Counsel Milton D. Korman might be excused. But there is no indication that this is the case.

Mr. Korman, who had been the city's chief assistant counsel for years, was given a three-month "acting" appointment to the top spot last November 27, upon the death of Chester Gray. On February 25, his indefinite status was extended. And now the Commissioners have asked the Civil Service Commission to permit them to prolong their own indecisiveness for three months more.

Why? Mr. Korman's chief deficiency seems to be the fact that a handful of politically influential civil rights leaders feel he would not be "liberal" enough in the performance of his duties to suit their tastes.

That is not a unanimous opinion within the civil rights ranks. Just the other day the Committee of 100, a group of prominent Negro ministers, reemphasized its endorsement of Mr. Korman, suggesting in a strong statement that his appointment would be in the best interests of its members' 100,000 Negro parishioners. We agree, Mr. Korman's views are not those of a reactionary. And he is no shrinking violet when it comes to expressing them.

The fact is, however, that Mr. Korman's views on civil rights are a poor basis for determining his qualifications. The far more important considerations are that he is eminently respected by his staff, white and Negro, he is a good administrator, and his 28 years of service have given him a breadth of public legal experience which is indispensable for an adequate performance by any District Corporation Counsel.

Certainly his proficiency is not being enhanced by the present state of uncertainty. More important than that, however, the Commissioners' procrastination is having a deleterious effect on the entire legal staff. Morale is sagging, and the rate of resignations—some 12 lawyers from the staff of 65 have quit since the first of the year—can be readily explained by no other circumstance.

Commissioner Tobriner has suggested that a decision will be made before the next three-month period is up. It ought to be made now. And it ought not be made in favor of some free-wheeling civil libertarian from the outside who would be lost in the enormous complexities of the job.

Extentions of 90-Day Periods

Senator Byrd. How many extensions of the original 90-day period permitted under the civil service rules have been requested?

Mr. Tobriner. This is the third.

Senator Byrd. This is the third. When does the current 90-day period expire?

Mr. Tobriner. November 22.

Senator Byrd. I beg your pardon?

Mr. Tobriner. November 22.

Concern Over Delay in Making Appointments

Senator Byrd. I think, Mr. Tobriner, that it is my duty to express concern with regard to these continuing delays in making this appointment. It is a very important position. I think it is the duty of this subcommittee to indicate its concern. The city has waited almost a year, a little over 10 months, yet these resignations have repeatedly occurred, according to the testimony that we have just received. The number of resignations have been considerably in excess of the usual number, and it may very well be that this is the key factor. If these people in the agency do not feel that they have security, why I do not think we can blame them for looking elsewhere for jobs.

Certainly this is not any indication from the chairman of the committee as to whom you should appoint or anything of that kind, because I certainly do not arrogate to myself the competency or the authority to make that decision, but it is obvious that action is long overdue.

As the subcommittee that is responsible for making appropriations for this office, I should think that we also have the responsibility to

raise the question as to why the appointment has not been made, and also the responsibility to indicate our concern, and also the responsibility to express the hope that the appointment will be made at the very earliest possible date.

There is a tremendous backlog of work in the office and we have already gone over the matter of resignations. Certainly there must be some impact upon the morale of the people who work in that office, the people who hope to make a career of this work, and there must be a concomitant impact upon the services that are performed by the office.

I would simply like to emphasize the concern of the subcommittee. I cannot speak for the whole subcommittee, but I have the feeling that the subcommittee would join me in this regard.

Need for Increase in Personnel

Now, Mr. Korman, I am going to do what I can to help you get these additional positions.

Mr. Korman. Thank you, sir.

Senator Byrd. I think you have been working under a tremendous burden in the face of these resignations to which you have alluded, and I think you ought to have some extra help.

I can certainly appreciate the increase in the load that has been placed upon the office over the past several years as a result of the various factors to which you have referred. So, as far as I am able to do so, I want to lend some assistance in providing these additional positions.

Mr. Korman. Thank you, sir.

Senator Byrd. I felt that Mr. Gray was overloaded when he came here year after year, and I want to try to do something to relieve this problem as much as I can by helping you to get these additional positions.

Mr. Korman. Thank you.

Senator Byrd. As far as I know, as far as I have been able to determine, you have been doing a masterful job without doubt, and judging from the editorials that have been written, there are others who think you have been doing a fine piece of work as the acting head of the office.

Mr. Korman. Thank you, Mr. Chairman. You have been most gracious.

COURTS

Juvenile Court

STATEMENT OF HON. MORRIS MILLER, CHIEF JUDGE, JUVENILE COURT; ACCOMPANIED BY LOUIS LEVATHES, EXECUTIVE DIRECTOR, AND MISS CONSTANCE WILLIAMSON, ADMINISTRATIVE ASSISTANT

Budget Estimate, House Allowance and Restoration Request

Senator Byrd. The next item relates to the juvenile court.

The estimate is $1,445,400. The allotment under the House allowance is $1,328,700, a reduction of $116,700.

The restoration request is $20,596.

The amendment requested and justifications filed in support thereof will be placed in the record at this point.

(The amendment and justification follow:)

	1967 increases requested	House allowance	Senate amendment requested		
			Restoration	S. Doc. 112	Total
Positions	27	8	4		4
Amount	$224,900	$108,200	$20,596		$20,596

Analysis of amendments requested

Position (grade and title) or item	Number requested	Personnel compensation	Personal benefits	Other	Total	Deduct 1968 funding	Net 1967 request
Social service: GS-4 stenographer	1	$4,641	$355	$1,000	$5,996	$2,424	$3,572
Office of the chief judge:							
GS-13 research director	1	12,510	936	600	14,046	6,519	7,527
GS-11 research assistant	1	8,961	692	600	10,253	4,656	5,597
GS-5 secretary	1	5,181	437	1,000	6,618	2,718	3,900
Total	4	31,293	2,420	3,200	36,913	16,317	20,596

Social service, $3,572.—Restoration of one GS-4 stenographer position is requested for this division.

Comparison of 1967 request with 1966 operation

	1966 available	1967 House allowance	Restoration requested	1967 total
Stenographers	8		1	9

Office of the Chief Judge, $17,024.—Restoration of three positions—a research director, a research analyst, and a secretary—is requested. This is a new program within the Juvenile Court.

To make the most effective use of professional staff and to utilize the most effective methods of handling and treating delinquents and the causes of delinquency, it is necessary to set up a research and program development unit to study characteristics of offenders, assess the value of methods being used and to develop programs incorporating the most successful treatment methods. The need for continuing study and program revision becomes more and more urgent as caseloads of probation officers continue to rise and more and more juveniles are brought to the Court's attention more than once and for multiple offenses. There are too many juveniles who exhaust the resources of the Court and other agencies without noticeable improvement in their behavior and too many who become adult offenders. It is necessary to know why and what treatment methods can most effectively be employed to reverse the trend. It is for these reasons that a research unit is most urgently requested to help give us the answers to these questions.

ADDITIONAL POSITIONS REQUESTED

Senator BYRD. Judge Miller, we are glad to have you back before the subcommittee.

Would you like to address yourself to this request, please.

Judge MILLER. On my left I have Miss Williamson, the administrative assistant; on my right, Mr. Levathes, the director of the court.

For fiscal year 1967 the juvenile court submitted to the House Appropriations Committee a request for an increase of 27 positions over the

authorized total of 140 positions. These increases in personnel reflected the needs of the court in order to maintain the current level of operation, to meet the expanding workload and to provide improved services to the community.

As you know, the appropriations bill as it passed the House carried increases providing for eight new positions for juvenile court for fiscal 1967, five of which are to be located in the social service division. The bill also provided certain necessary increases for operating expense to reflect increases in jurors' fees, machine rental, et cetera.

Request for Restoration of Positions

I appear before you today to request restoration of certain positions which I feel are most urgently needed.

First, we are requesting restoration of one GS–4 stenographer for the social service division—funding for which will be $3,572 in fiscal year 1967, on a 6-month basis.

I am sure it is not necessary to go into any great detail on the need for clerical and stenographic personnel to support professionals.

The social service division presently has a staff of eight clerk-stenographers to service a professional staff of more than 50 persons and three more professional positions are reflected in the bill approved by the House. The shortage of stenographic personnel is acute and is growing more critical.

Research Unit

Now let me address myself to what I have for a considerable time felt is a most urgent need of the juvenile court—Research Unit.

For a long time the Congress and the community as a whole, and the juvenile court and other local courts and law enforcement agencies in particular, have been increasingly concerned with the rising tide of juvenile delinquency in the District of Columbia. The necessity for some sort of research into the causes and control of delinquency has become more and more apparent and, since the juvenile court is the principal source of the needed data as well as the most active agent in antidelinquency efforts, is able to actuate suggested improvements, and receives the most direct impact of community changes affecting youth, it is the logical place to institute and conduct the necessary research.

The latest figures available indicate that some 12.1 percent of the male youths in the District of Columbia from age 15 through 17 have been known to the juvenile court on delinquency referrals (excluding traffic referrals) and that of this number 65.8 percent have been referred on more than one occasion, that is, are repeaters.

The need to know much more about these youngsters is obvious, more about their social and economic conditions, more about the sections of the city in which they live, more about their school or employment status, family and environmental conditions. All of this information is necessary if we are to make any sort of accurate evaluation of the effectiveness of resources available for the treatment of delinquency and what additional resources are necessary.

Extensive Research Required

Extensive research is required to determine and evaluate the effectiveness of present programs and services, the success or failure of

commitment, probation, et cetera. Special research is needed to illuminate preventive measures, to improve the data base for studies and to provide information for staff requirements and directing and redirecting staff assignments and functions.

We expect to utilize this requested Research Unit to conduct specific studies to evaluate the court's effectiveness in dealing with recidivism; to use its facilities to establish and comprehensively study group characteristics of recidivists; to determine predictive variables which underlie delinquency, and to standardize the terminology and codes for integrated studies with other data, such as schools, police and other social and control agencies so that all such agencies attribute the same meanings to the same terminology and codes.

Cases Referred to Court

In fiscal year 1966 a total of 2,211 juveniles from 15 through 17 were referred to the court for delinquent acts, and of this number 1,357, or 61.4 percent, were repeaters. This age group represents 35.6 percent of the total number referred. These 2,211 juveniles were involved in 3,589 cases or referrals, the most frequent reasons for which were disorderly conduct, petty larceny, unauthorized use of an automobile, and housebreaking.

Studies which the court's limited statistical staff have been able to conduct reveal that 37.6 percent of the children referred to the court in fiscal year 1966 resided in only 4 of the 17 statistical areas of the District of Columbia.

Questions Requiring Answers

What are the underlying reasons that well over one-third of the total children referred to the court came from these four areas, small in physical size?

What economic and social indicia do these areas have in common?

Have these areas been extensively involved in any of the antipoverty programs, the youth employment programs, the back-to-school programs?

If so, have these programs affected the rate of referrals for fiscal 1966 as compared with previous years?

Does there appear to be need to reshape present thinking with respect to antipoverty criteria?

Should some programs and projects be deemphasized and others expanded?

These are some of the questions which have been troubling all of us and to which we hope the proposed research unit may provide some answers. There are many, many more questions to which answers are needed before the community can bring to bear its full resources to combat and prevent delinquency.

Staffing Proposed

Now as to this particular unit, Mr. Chairman, staffing for the proposed research unit calls for a research director, a research assistant and a secretary, for a total cost in fiscal 1967 of $17,024. I can think of no better nor more rewarding use of this amount of money. It is

a real bargain which we earnestly feel will pay dividends far in excess of the initial investment.

Let me express my appreciation for your attention and for what I hope will be your favorable consideration.

House Disallowance

Senator Byrd. Did you request this same unit last year?

Judge Miller. Yes, sir.

Senator Byrd. Did you present testimony before the House in support of this unit?

Judge Miller. Yes, sir.

Senator Byrd. Did the House allow any of the moneys requested?

Judge Miller. No, sir.

Senator Byrd. What is the number of positions requested outside this unit?

Judge Miller. In this request for restoration, one.

Additional Positions Allowed by House

Senator Byrd. One position.

How many additional positions did the House allow?

Judge Miller. Eight.

Senator Byrd. And what were those eight positions?

Judge Miller. One was in the Office of Administration, two in the clerk's office, and five in the Social Services Division.

Senator Byrd. Would you indicate for the record just what those eight positions encompass, what the duties are to be performed?

Judge Miller. You mean now or shall we submit it?

Senator Byrd. For the record.

(The information referred to follows:)

The House approved a total of eight new positions for the Juvenile Court in Fiscal Year 1967—one position in the Statistical Unit; two positions in the Clerk's office; and five positions in the Social Service Division.

The position approved for the Statistical Unit is a GS–7 EAM Project Planner, who is expected to enable the Statistical Unit to make fuller use of IBM equipment presently under-utilized for lack of a planner and operator.

The two positions authorized by the House for the Clerk's office are a GS–4 Clerk-Bailiff and a GS–3 Clerk-Typist, made necessary because of the increased number of cases filed for Court hearings, the addition in 1965 of a Hearing Officer (presently without a Clerk-Bailiff), and a greatly-increased amount of paper work.

The other five positions authorized by the House are in the Social Service Division—two GS–10 Juvenile Intake Officers and a GS–11 Intake Supervisor; a GS–7 Locator for the Child Support Section; and a GS–5 Petitions Clerk.

It is expected that the additional Intake Officers will allow the Juvenile Intake staff to cope with ever-increasing caseloads and to make fuller and more careful investigations than they are presently able to do with their complement of nine Intake Officers. The addition of a Petitions Clerk to assist the officers in preparing petitions for Court hearings will relieve professional staff of some of the more burdensome paper work and improve service by allowing professionals more time for case work. The addition of a Locator in the Child Support Section will help to locate and bring into court defendants who have become lost and who may be evading the obligation to support their children.

Additional Position in Social Service Division

Senator Byrd. Now, the additional position requested; would you address yourself to that, please?

Judge MILLER. The one additional position was for the GS–4 in the Social Service Division. There the justification was the simple mathematical fact that we have a limited number of clerk-stenographers now, 8 who service a professional staff of 50, but that 50 will be increased by 3—I assume they will be increased, they are in the House passed bill so they will be 53—so that we are asking merely for 1 more to make it 9 to serve 53.

Senator BYRD. Whereas eight would serve about how many now?

Judge MILLER. Fifty.

Senator BYRD. And you need another one to serve the additional three?

Judge MILLER. Well, we need another one to serve also the present 50. The eight are far behind.

Senator BYRD. When you say "far behind," what do you mean by that?

Judge MILLER. I mean there are instances, Mr. Chairman, more than I would like, where a disposition hearing is calendared and where the probation officer's report has not been made available to the judge for want of a typist.

Senator BYRD. Did I understand you to say you presented testimony in support of this position before the House?

Judge MILLER. Of this stenographer?

Senator BYRD. Yes.

Judge MILLER. Yes, sir.

Senator BYRD. And the House disallowed it?

Judge MILLER. That is right, sir.

Senator BYRD. Do you feel that there is a great need for this additional position?

Judge MILLER. I do, sir. I would say that we have that need regardless of the additional three personnel in the Social Service Department.

Senator BYRD. Thank you very much, sir.

DISTRICT OF COLUMBIA COURT OF GENERAL SESSIONS

STATEMENT OF JOHN LEWIS SMITH, JR., CHIEF JUDGE; ACCOMPANIED BY JOSEPH M. BURTON, CLERK OF THE COURT; AND MRS. ANNA L. BRAMHALL, ADMINISTRATIVE OFFICER

BUDGET ESTIMATE, HOUSE ALLOWANCE, AND RESTORATION REQUEST

Senator BYRD. The next item relates to the District of Columbia court of general sessions. The estimate is $2,394,200. The House allotment is $2,386,000. The reduction is $8,200. The amendment requested is $600,565, a new item pending submission to the Senate.

The amendment requested and the justification filed in support thereof will be placed in the record at this point.

(The material follows:)

	1967 increases requested	House allowance	Senate amendment requested		
			Restoration	S. Doc. 112	Total
Positions	6	4		71	71
Amount	$202,203	$194,003		$600,565	$600,565

Analysis of amendments requested

Position (grade and title) or item	Number requested	Personnel compensation	Personal benefits	Other	Total	Deduct 1968 funding	Net 1967 request
Marriage license bureau:							
GS–11 chief deputy clerk	1	$8,961	$690	$357	$10,008	$3,217	
GS–9 assistant chief deputy clerk	1	7,479	590	740	8,809	2,690	$6,791
GS–8 administrative aid	1	6,869	548	740	8,157	2,473	6,119
GS–7 supervisor	1	6,269	507	740	7,516	2,259	5,684
GS–6 deputy clerk	1	5,702	469	740	6,911	2,057	5,257
GS–5 docket clerk	2	10,362	866	1,011	12,239	3,742	4,854
GS–4 file clerk	1	4,641	397	740	5,778	1,679	8,497
Rent, communication, and utility services				2,620	2,620		4,099
Printing and reproduction				1,400	1,400		2,620
Other contractual services				5,440	5,440		1,400
Supplies and materials				1,950	1,950		5,440
Equipment				13,842	13,842		1,950
Court reporter's office:							13,842
GS–16 court reporter	4	32,736	2,552	616	35,904	17,644	18,260
GS–5 typist-receptionist	1	5,181	433	528	6,142	2,806	3,336
Telephone				500	500		500
Supplies and materials				500	500		500
Criminal Justice Act program:							
GS–13 deputy coordinator	1	12,510	955	481	13,946	3,363	10,583
GS–11 assistant deputy coordinator	1	8,961	712	949	10,622	2,417	8,205
GS–7 investigator	1	6,269	529	822	7,620	1,696	5,924
GS–5 secretary	1	5,181	455	822	6,458	1,406	5,052
Rent, communication, and utility service				2,000	2,000		2,000
Printing and reproduction				1,400	1,400		1,400
Other services				270	270		270
Supplies and materials				1,200	1,200		1,200
Equipment				1,926	1,926		1,926
Additional judges and suporting personnel:							
Judge	5	117,500	863	13,730	132,093	59,181	72,912
GS–11 attorney-adviser	2	17,922	1,423	1,492	20,837	9,672	11,165
GS–11 computer systems analyst	1	8,961	711	439	10,111	4,835	5,276
GS–10 court reporter	7	57,288	4,610	2,065	63,963	30,949	33,014
GS–10 probation officer	3	24,552	1,976	1,998	28,526	13,264	15,262
GS–8 secretary	5	34,345	2,845	6,384	43,574	18,594	24,980
GS–7 enrolling clerk	7	43,883	3,698	1,939	49,520	23,790	25,730
GS–7 assignment clerk	1	6,269	528	687	7,484	3,398	4,086
GS–5 clerk, administration	2	10,362	908	1,374	12,644	5,635	7,009
GS–5 docket clerk	2	10,362	908	1,214	12,484	5,635	6,849
GS–5 secretary, court reporters	1	5,181	454	607	6,242	2,817	3,425
GS–5 deputy clerk, assignment	1	5,181	454	607	6,242	2,817	3,425
GS–5 secretary, probation	1	5,181	454	607	6,242	2,817	3,425
GS–4 baliff	15	69,615	6,264	3,225	79,104	37,939	41,165
GS–2 messenger	1	3,814	363	215	4,392	2,088	2,304
Juror's fees		23,000			23,000		23,000
Benefits for retired judges				10,329	10,329		10,329
Rents, communication, and utility services				20,250	20,250		20,250
Printing and reproduction				3,750	3,750		3,750
Supplies and materials				2,500	2,500		2,500
Other services				150,000	150,000		150,000
Equipment				5,000	5,000		5,000
Total	71	564,537	36,162	270,746	871,445	270,880	600,565

Marriage License Bureau, $66,553.—The amendment contained in S. Doc. —— will establish this Bureau within the D.C. Court of General Session. To operate this Bureau, eight new positions and related costs are requested.

Under Public Law 89–493, 89th Congress, 2nd Session, approved July 5, 1966, the Marriage License Bureau will be transferred from the United States District Court for the District of Columbia to the District of Columbia Court of General Sessions effective November 1, 1966.

Arrangements for performance of civil marriage ceremonies will be added to the functions of the Bureau. These arrangements are now made in the District of Columbia Court of General Sessions and the ceremonies are performed by the Judges. Under a provision of the new legislation the Clerk of the Court of General Sessions and such Deputy Clerks as may, in writing, be designated by

the Clerk of the Court and approved by the Chief Judge, are authorized to celebrate marriages in the District of Columbia.

The combination of issuance of licenses and certified copies with arrangements for appointments in one Court will be of benefit to the public. Persons desiring a civil marriage ceremony must now travel between the United States District Court and the Court of General Sessions to complete arrangements. Times at which marriages may be performed by the Clerk and designated Deputy Clerks will be more flexible than under the present system, since the Judges are in Court most of the day.

There are approximately 12,000 applications for marriages reviewed and prepared in the United States District Court for the District of Columbia. There are also approximately 1,755 appointments for civil ceremonies arranged each year in the District of Columbia Court of General Sessions. It is anticipated that the number of applications for marriages and for certified copies and the number of civil ceremonies will continue to increase.

Court Reporter's Office, $22,596.—The amendment contained in S. Doc. 112 will provide four additional court reporters, one typist-receptionist and related costs to expand the court reporter service within the D.C. Court of General Sessions.

To comply with a recent decision of the United States Court of Appeals for the District of Columbia in the case of *Tate* v. *United States*, all United States and Jury cases in the Criminal Division must be covered by a Court Reporter. The trend is that indigents be furnished any materials or services that persons of means would be able to obtain, in order to guarantee due process to every individual. At the present time, there are four Court Reporters and a receptionist under a contract with the United Planning Organization who carry out such a program for indigents, but this contract will expire on December 15, 1966. Therefore, 4 GS–10 Court Reporters and 1 GS–5 Typist-Receptionist are requested, in the public interest, to continue the coverage of criminal proceedings. The regular staff of 10 Official Court Reporters to serve 16 Judges in all branches of the Court is entirely inadequate and the Judges are frequently denied reporting service in important cases. Therefore, with the expiration of the contract with the United Planing Organization, the coverage of criminal proceedings would result in further denial of reporters in civil cases.

The Official Court Reporters attend sessions of the Court and record verbatim all proceedings therein and transcribe the same upon order of the Judge presiding. Official transcripts of the testimony are helpful to the Judge in reaching his decision and settling differences of opinion arising between counsel and the Judge as to the exact testimony previously heard. In addition to reading aloud to the Judges excerpts from their notes, the Reporters are also required in many lengthy cases to read their notes and write summaries for the Judges. The Reporters are frequently called upon to furnish "daily copy", i.e., transcriptions in the evening of the day's proceeding for use the following morning, or transcription over the luncheon recess of portions of the morning's proceedings for use during the afternoon session.

With the continuing increase in the caseload of the Court, there has been a corresponding increase in calls for Reporters. The number of cases filed in the Court increased 16.59 percent from 1962 to 1966. This increase is due, in part, to the enactment of Public Law 87–203, 87th Congress, which increased the jurisdiction of the Court from $3,000 to $10,000. This has brought about a substantial increase in jury cases. There were 3,333 civil jury cases pending on June 30, 1966, as compared with 2,430 at the end of the previous fiscal year; an increase of 903 cases. Such cases are more vigorously contested and require longer periods of trial, on an average about five times longer. The calls for Reporters to record such cases has increased similarly. Many cases are held over due to lack of Reporters to respond to these calls.

There were 124 cases certified by the United States District Court to the District of Columbia Court of General Sessions during the fiscal year 1966 involving more than $10,000.

During the fiscal year 1966 the Court disposed of 8,173 criminal jury cases.

Full time reporting is required in the Jury and United States Branches of the Criminal Division, in the Jury Branch and Motions Branch of the Civil Division, in the 3 Courts of the Domestic Relations Branch and in cases from General Assignment in the Civil Division.

While Court Reporters are required only occasionally in the Traffic, District of Columbia, Landlord and Tenant and Small Claims Branches of the Court, the 4 Judges assigned to these Branches handle civil jury and non-jury cases

from General Assignment as soon as their respective calendars are completed, in addition to the 5 Judges currently assigned to General Assignment.

When an adequate number of Reporters is authorized for the Court, the public will benefit by full coverage of all branches of the Court which require Reporters and transcripts will be expedited.

Comparison of 1967 request with 1966 operation

	1966 available	1967 House allowance	Amendment requested	1967 total
Court reporters	10		4	14
Typist-receptionist			1	1
Total	10		5	15

Criminal Justice Act program, $36,560.—The amendment contained in S. Doc. 112 is for five positions—a deputy coordinator, assistant deputy coordinator, investigator and a secretary—plus related costs, to implement certain provisions of the Criminal Justice Act of 1964.

The Criminal Justice Act (18 U.S.C. 3006) which became effective August 20, 1964 established a comprehensive scheme for the appointment of paid counsel for any person charged with a felony or misdemeanor (other than a petty offense), who is financially unable to afford counsel. The Act also provides for the payment of investigative, expert, or other services necessary to an adequate defense. As an alternative or supplement to representation by private attorneys, representation may be provided by attorneys furnished by a bar association or legal aid agency.

A defendant eligible under the Act is entitled to counsel from his initial appearance before the court through appeal, unless it is determined in the interim that he is financially able to obtain counsel. Whenever the court finds that private funds are available for or on behalf of a defendant, it may authorize to direct that such funds be paid to the appointed attorneys or to anyone rendering services. Except as authorized by the court, no person may request or accept any payment or promise of payment for assisting in the representation.

The Act provides for its implementation in every federal judicial district by a plan prepared by the District Court subject to the approval of the Judicial Council of the Circuit. The plan may be modified at any time by or with the approval of the Judicial Council.

Provisions of the District of Columbia Plan are of particular interest to the District of Columbia Court of General Sessions. The sum of $36,560 would be required for the implementation of this plan within the Court beginning October 1, 1966. This would provide a Deputy Co-ordinator, an Assistant Deputy Co-ordinator, an investigator, a secretary, and funds for operation of this branch. Annualization of these positions would be required for the 1968 fiscal year.

Additional judges and supporting personnel, $474,856.—The amendment contained in S. Doc. 112 is for five judges and forty-nine related positions and services as the result of passage of recent legislation authorizing the appointment of five additional Judges for the District of Columbia Court of General Sessions.

The Attorney Advisers prepare memoranda on legal questions submitted by any of the Judges, requiring extensive research, and discuss with the Judges the subjects involved. The Judges often request, during the course of a trial in a pending civil or criminal case, that they be furnished immediately with citations and digests of Court decisions pertaining to questions of substantive or procedural law arising in Court cases and required for immediate use by the Judges in renderinng decisions. Obviously, it is important in the public interest that the Judges have prompt response to such requests. Two additional Attorney Advisers would bring the total to 6 to serve 21 Judges.

Due to the increased workload of the Court which requires the addition of five Judges and necessary staff and the operation of five additional Courts, an additional Computer Systems Analyst is needed to study and design data processing systems for the varied operations of the Court and to make feasibility studies on which management decisions can be made regarding the need and economic value of further automation. The additional Systems Analyst is needed to

assist in modernizing Court procedures which will be possible with the advanced 360 computer system requested for the fiscal year 1967.

To provide for the operation of additional courts and to cover cases wherever Reporters are required, one Reporter for each of the Judges, or a total of 21, is needed. There are at present 10 Reporters and 4 United Planning Organization Reporters, or a total of 14, serving the 16 Judges. Four Reporters have been requested to replace the United Planning Organization Reporters after the contract with that agency expires on December 15, 1966, and the seven Reporters requested in this amendment will bring the total to 21. Under a recent decision of the United States Court of Appeals for the District of Columbia in the case of *Tate* v. *United States*, all United States and Jury cases in the Criminal Division must be covered by a Court Reporter. With the increase in demands for civil jury trials since the increased jurisdiction of the Court and the resulting backlog, it is imperatve that sufficient Reporters be available to cover these civil jury trials as well as all other civil cases where Reporters are required. A secretary is requested to relieve the Court Reporters of many clerical duties, which would improve their services to the Judges, attorneys and litigants.

The addition of 3 Probation Officers to the present staff of 10 is the minimum necessary to cover the increase in the number of cases referred to the Probation Department for investigation and in the number of probationers to be supervised. At the close of the 1966 fiscal year the Probation Officers of the District of Columbia Court of General Sessions were carrying a caseload of about 100 probationers under supervision, which far exceeds the limit of 50 set by the National Probation Association as desirable for the most effective supervision. With the additional Judges, the caseload of the Probation Officers will be further increased. A Secretary to the Probation Officers will relieve them of many clerical duties and thereby release them to devote full time to their more important functions.

Security measures require that an adequate number of bailiffs be provided in all of the Criminal courtrooms, cell rooms and for guarding prisoners en route to the various Courts and to the Finance Office. These bailiffs are responsible for prisoners actually sitting in courtrooms awaiting immediate arraignment and those in the cellblocks behind the courtrooms. The bailiffs maintain order in the courtrooms, carry papers to and from the courtrooms, the Clerk's office, the United States Attorneys' and Corporation Counsel's Offices, in addition to performing numerous clerical duties. Fifteen bailiffs are requested in order to provide minimum security precautions at all times.

Additional support will be needed in the assignment of cases, docketing and administrative functions. An additional Messenger will also be needed, as there is at present only one Messenger to serve 16 Judges and all departments of the Court and he is often not available when needed for immediate service.

The sum of $36,583 is requested to completely furnish the 5 Judges' Chambers and offices of their staffs and to provide such equipment as is needed for efficient operation for supporting personnel.

In order to provide telephone service for the 5 Judges and supporting personnel, $18,000 is requested to cover the additional cost of replacing the present two position, antiquated switchboard with a 701 dial system with direct inward dialing. There is only one line available at present and additional personnel are being supplied with direct lines.

Additional funds, totaling $13,500 are needed to cover penalty mail, postage, printing and reproduction, supplies and materials and law books.

The sum of $23,000 is requested to meet the additional cost for compensation of Jurors from January 1, 1967, since there will be about twice as many jury courts in order to clear up the current backlog and to expedite administration of justice in all cases. This increase will require annualization in the 1968 fiscal year.

The Court requests the sum of $150,000 for the purpose of renovating space for courtrooms, Judges' Chambers, jurors and witness rooms and supporting personnel.

Legislation has been passed to amend Section 11–1701 of the District of Columbia Code to increase the retirement salaries of certain retired Judges. The legislation provides full time pay for a retired Judge for actual days spent on the bench, not to exceed 60 days per annum. A Judge who performs judicial duties with the Court after retirement, receives the salary of the office in which he performs such duties, but there is deducted from such salary an amount equal to his retirement salary for such period. This provision is retroactive to the 1964 fiscal year.

Authority is also provided for retired Judges to be accorded increases in retirement annuities based upon increases in cost of living which hereafter may become payable to Federal employees under the Civil Service Retirement Act. Judge George D. Neilson, who retired August 19, 1960, is eligible to receive the 6.1 per cent increase, retroactive to December 1, 1965.

$10,329 is required to cover the 1967 fiscal year and retroactive payments. Of this amount, $3,347 will be required on an annual basis.

Comparison of 1967 request with 1966 operation

	1966 available	1967 House allowance	Amendment requested	1967 total
Judges	16		5	21
Attorney advisers	4		2	6
Computer systems analyst	1		1	2
Court reporters	10		7	17
Probation officers	10		3	13
Judges' secretaries	16		5	21
Enrolling clerks	19		7	26
Assignment clerk			1	1
Records clerk			1	1
Statistical clerk			1	1
GS docket clerks	2		2	4
Secretary, court reporters			1	1
Deputy clerk, assignment			1	1
Secretary, probation	3		1	4
Bailiffs	14		15	29
Messenger	1		1	2
Total	96		54	150

INCREASE IN CASES

Judge SMITH. First, Mr. Chairman, may I introduce Mr. Joseph M. Burton, the new clerk of the court of general sessions, replacing Mr. Walter Bramhall who passed away last May. Also Mrs. Anna Callahan Bramhall, who is the administrative officer of the court.

Senator BYRD. Glad to see you. Proceed.

Judge SMITH. Mr. Chairman, we respectfully request the committee's consideration——

Senator BYRD. Do you have a copy of your statement?

Judge SMITH. I don't have a prepared statement, sir. I request the committee's consideration of the proposed appropriation for the District of Columbia court of general sessions in 1967 in the amount of $600,565. There were 250,112 new cases filed in the civil and criminal divisions including more than 10,000 requests for civil and criminal jury trials. In the criminal division there were significant increases in most categories of cases, 88,965 new criminal cases were filed as compared with 81,307, an increase of 7,658 cases, or 9.42 percent. In the domestic relations branch the number of cases filed increased from 5,117 in 1965 to 5,798 during 1966, an increase of 681 cases, or 13.31 percent.

May I at this time present for the record copies of my annual report to the Attorney General for the fiscal year 1966.

Senator BYRD. They will be included in the files if not in the record.

RECEIPTS FROM FEES, FINES, AND FORFEITURES

Judge SMITH. Receipts from fees, fines, and forfeitures collected by the court totaled $5,016,399.55. That is $296,388.75 more than was received in the previous fiscal year.

With the exception of the request for four court reporters, all of the items result from the enactment of new legislation by Congress.

The request for court reporters is a result of the decision in *Tate* v. *United States* in the U.S. court of appeals ruling that all proceedings in the U.S. branch and the criminal jury branch of the court must be covered by court reporters.

Transfer of Marriage License Bureau

Under Public Law 89-493, 89th Congress, 2d session, approved July 5, 1966, the Marriage License Bureau will be transferred from the U.S. District Court for the District of Columbia to the District of Columbia court of general sessions, effective November 1, 1966. Arrangements for performance of civil marriage ceremonies will be added to the functions of the bureau. These arrangements are now made in the District of Columbia court of general sessions and the ceremonies are performed by the judges. Under a provision of the new legislation, the clerk of the court of general sessions and such deputy clerks as may in writing be designated by the clerk of the court and approved by the chief judge are authorized to celebrate marriages in the District of Columbia.

The combination of issuance of licenses and certified copies with arrangements for appointments in one court will be of benefit to the public. There are approximately 12,000 applications for marriages reviewed and prepared in the U.S. District Court for the District of Columbia. There are also approximately 1,755 appointments for civil ceremonies arranged each year in the District of Columbia court of general sessions. It is anticipated that the number of applications for marriages and for certified copies and the number of civil ceremonies will continue to increase.

Court Reporters

I previously mentioned that four additional court reporters will be necessary to comply with the decision of the U.S. court of appeals in *Tate* v. *the United States.*

Senator Byrd. Are these the GS-10 court reporters?

Judge Smith. Yes, sir.

Total Additional Positions Requested

Senator Byrd. What is the total number of additional positions requested?

Judge Smith. Overall, Mr. Chairman, we are requesting 66 additional positions. As you undoubtedly know, by a recent act of Congress, the authorized strength of the court has been increased by five. We will have 5 additional judges, and we need supporting personnel that will take the total up to 66 positions. I might point out, Senator Byrd, that four positions will be made necessary by the enactment of the Criminal Justice Act of 1964. That act, which became effective August 20, 1964, established a comprehensive scheme for the appointment of paid counsel for any person charged with a felony or misdemeanor—other than a petty offense—who is financially unable to afford counsel. The act also provides for the payment of investigative, expert, or other services necessary to an adequate defense.

Senator Byrd. Are you reading from the justification?

Judge Smith. I am reading from the justification on that; yes, sir.

Senator BYRD. The justifications show a request for 71 new positions. I understood you to say that——

Judge SMITH. That includes the five additional judges.

Senator BYRD. That includes the five?

Judge SMITH. Yes, sir.

Senator BYRD. Are any of the judges on board yet?

Judge SMITH. Not as yet, Mr. Chairman. In fact, we have one vacancy that has existed since August 29, of 1965 in the domestic relations branch of the court.

Senator BYRD. Are these positions also submitted on a 6-months basis?

Judge SMITH. Yes.

Senator BYRD. You have had no problem recruiting these 66 positions, Judge Smith?

Judge SMITH. I don't anticipate any, Senator Byrd. First let me say that two of these positions have been vacant as a result of the judicial vacancy. In other words, the judge would have the right to appoint his own secretary and his own clerk. Those positions have been vacant for some time, since the death of the late Judge Burnett. We have filled several positions that were vacant in August, but we now have several bailiff positions which are open. We have a continuing turnover in that particular classification because many of the bailiffs are young law students who when they complete their legal training, go into the practice of law or into Government.

ADDITIONAL EMPLOYEES

Senator BYRD. Judge Smith, do the appropriation requests in your judgment conform with the figures as experienced under the U.S. District Court for the District of Columbia? Do you think these costs are about in line?

Judge SMITH. We are requesting four additional employees for that particular situation, Mr. Chairman. It is anticipated, of course, that there has been tremendous growth and there will be continuing growth.

Senator BYRD. Which four are they, Judge Smith?

Judge SMITH. We have been advised that they have been understaffed in the District court for some time. One of the new positions would be an administrative aid. That is the GS–8. Another position is a second docket clerk.

Also we are trying to have one clerk who will perform marriages. That is something we have never had before. In the past marriages had to be performed by the judges, and, of course, the judges are on the bench most of the day. There have been some people who have had to be turned away for that reason.

Senator BYRD. Is that the GS–6 deputy clerk?

Judge SMITH. That would be probably the GS–9, the assistant chief deputy clerk.

Senator BYRD. So that is a new position.

Judge SMITH. Yes.

Senator BYRD. Now the third new position is which item?

Judge SMITH. That would be the chief deputy clerk of the Branch.

Senator BYRD. The chief deputy clerk.

Judge SMITH. Yes.

REVENUE FROM MARRIAGE LICENSING

Senator BYRD. I don't see one. Oh, yes, I do, GS–11. What is the estimated dollar revenue from the marriage licensing?

Judge SMITH. That comes to $34,327.

Senator BYRD. How does this compare with the previous years?

Judge SMITH. I think the figure increases from year to year. That is the figure for the past year. We anticipate that it will increase during the next fiscal year.

Senator BYRD. Let us have for the record that figure for each of the last 3 years.

Judge SMITH. Three years. Yes.

(The information follows:)

Income from marriage license bureau, U.S. District Court for the District of Columbia

1963	$29,875
1964	31,476
1965	31,611
1966	34,375

LEASING OF SPACE

Senator BYRD. Do you have anything further, Judge Smith?

Judge SMITH. No, Mr. Chairman.

Senator BYRD. Thank you.

Judge SMITH. Thank you very much, sir.

Mr. HERMAN. Mr. Chairman, there is an item for rental money on page B–14, Department of General Administration. You may want to discuss that for a minute. This provides space for the people who have to move out of the court to provide space for the five judges. It amounts to $150,000 for rental and $37,500 for alterations. Perhaps the judge would like to discuss this item.

Judge SMITH. Mr. James McCallister is here.

Senator BYRD. Mr. McCallister.

Judge SMITH. May I say, Mr. Chairman, that Mr. McCallister has been most cooperative in helping us obtain the necessary space in the old District court building. He has been working very closely with Mr. Burton and the juvenile court.

Senator BYRD. Mr. McCallister.

Mr. MCCALLISTER. Good afternoon, Mr. Chairman.

AGENCIES TO BE MOVED

Senator BYRD. We are talking about the funds requested for the leasing of space for accommodating the divisions that now are housed at 451 Indiana Avenue.

Mr. MCCALLISTER. Yes, sir; this location at 451 Indiana Avenue is the original Federal courthouse and city hall in Washington, a very renowned building. In keeping with the Commissioners, previously announced policy it is proposed to remove from that building nonjudicial functions presently housed there, and to utilize it for judicial purposes as those purposes become actualities as has happened now with the expansion of the court and the transfer of the marriage bureau and so forth. The three agencies to be moved will be portions of the administrative office of the Health Department, the Office of the

Minimum Wage and Industrial Safety Board, and one division of the Office of the Corporation Counsel, Domestic Relations. These agencies occupy 30,000 square feet, and will be moved to leased space in the downtown area. The space thus vacated will be utilized by the court of general sessions and the chief judge or the chief of the court, my office together with the Department of Buildings and Grounds under the direction of the chief judge are working on detailed plans for the utilization of the space to be vacated at 451 Indiana Avenue.

I would like to say also that this will also relieve certain overcrowded conditions and situations in the present courthouse occupied by the court of General sessions. I am sure that the chief judge can explain to you any situations that he has there far better than can I.

Senator BYRD. Judge, do you have any further comment?

REQUIREMENT

Judge SMITH. Mr. Chairman, we have been bursting at the seams for the last 6 years. I can recall some time back when those buildings were first erected and dedicated, the then Engineer Commissioner stated that these two buildings should be adequate for the court needs for the next 100 years. That was in 1938. At that time on the third floor of the criminal division building, four courtrooms were used by judges of the U.S. district court. They had their chambers and their courtrooms on the third floor. At the present time we are utilizing all of the available space in the basement of the building. We have file cabinets in the corridors. We lack jurors rooms, witness rooms, and I think we have 10 court reporters crowded in one little room that is smaller than the room we are presently occupying.

CRIMINAL JUSTICE ACT PROGRAM REQUEST

Senator BYRD. Regarding the request for $36,560 to carry out the Criminal Justice Act program, is this request similar to the circuit court's request in the Federal court for the District?

Judge SMITH. This would apply to a different aspect of that same program. The amount requested here is for a deputy coordinator and an assistant, an investigator, and a secretary. They would be charged with the administration of the plan, but the request before the full committee is for funds to pay counsel appointed for indigents.

Senator BYRD. Who is doing the work now?

Judge SMITH. It is being done in part by representatives of the Legal Aid Agency and part by attorneys appointed in the U.S. branch of the court.

Senator BYRD. Judge, we appreciate your appearance. We would apologize for it except for the fact that it is raining and you couldn't go anywhere else this afternoon.

Judge SMITH. It has been very interesting. Thank you, Mr. Chairman.

DISTRICT OF COLUMBIA BAIL AGENCY

STATEMENT OF RICHARD MOLLEUR, DIRECTOR, D.C. BAIL AGENCY; THOMAS SARD, DIRECTOR, DEPARTMENT OF CORRECTIONS; AND ROBERT W. COLEMAN, SENIOR BUSINESS ASSOCIATE

SUPPLEMENTAL REQUEST

Senator BYRD. The District of Columbia Bail Agency.

The next item relates to the District of Columbia Bail Agency. The supplemental request is $93,730. This is a new item not considered by the House. The amendment requested and justification filed in support thereof will be placed in the record at this point.

(The material follows:)

	1967 increases requested	House allowance	Senate amendment requested		
			Restoration	S. Doc. 112	Total
Positions				13	13
Amount				$93,730	$93,730

Analysis of amendments requested

Position (grade and title) or item	Number requested	Personnel compensation	Personal benefits	Other	Total	Deduct 1968 funding	Net 1967 request
GS-15 director	1	$17,055	$1,247		$18,302	$4,565	$13,737
GS-11 assistant director	1	8,961	692		9,653	2,400	7,253
GS-7 interviewers	5	31,345	2,555		33,900	8,420	25,480
GS-5 interviewers	3	15,543	1,311		16,854	4,182	12,672
GS-6 secretary	1	5,702	471		6,173	1,533	4,640
GS-5 secretary	2	10,362	874		11,236	2,788	8,448
Part-time employment		2,000			2,000	500	1,500
Rent, communication, and utility services				$9,500	9,500	500	9,000
Printing and reproduction				2,000	2,000	500	1,500
Travel				2,000	2,000	500	1,500
Supplies and materials				3,000	3,000		3,000
Equipment				5,000	5,000		5,000
Total	13	90,968	7,150	21,500	119,618	25,888	93,730

This amendment contained in S. Doc. 112 is to provide initial operation for the D.C. Bail Agency, a new agency authorized by P. L. 89-519. Bail Agency staff will interview defendants appearing before judges in the U.S. Branch of the Court of General Sessions and in the U.S. District Court and before the U.S. Commissioner for purposes of advising on conditions under which defendants may be released pending trial or further hearing. On request of a judge, agency staff will also interview defendants in the D.C. and Traffic Branches of the Court of General Sessions and adult defendants in the Juvenile Court. When requested by a judge of an appellate court in the District of Columbia, the agency will furnish information in bail appeal cases. Reports must also be provided concerning release of material witnesses in criminal proceedings.

The staff requested in this amendment will enable the Agency to provide judicial officers with written, verified information to assure protection to the community and full compliance with the provisions of the Federal Bail Reform Act (P.L. 89-465) which becomes effective in all Courts in the District of Columbia on September 20, 1966. Agency staff expects to interview and verify information for up to 60 persons per day.

BAIL REFORM ACT OF 1966

Senator BYRD. Yes. Would you identify yourselves for the record?

Mr. MOLLEUR. My name is Richard Molleur, the Director of the District of Columbia Bail Agency. I have with me this afternoon the Assistant Director, Mr. Robert Niles.

I do not have a prepared statement, Mr. Chairman. As background information, however, I think it would be well to just state that on September 20 the new Bail Reform Act of 1966 went into effect for the courts of the District of Columbia.

The Bail Reform Act, covers all of the Federal courts and Federal judicial officers in the country, more particularly the judicial officers in the District of Columbia including the court of general sessions.

Under the Bail Reform Act, the substantive bail laws have been modified to require judges to take into consideration, except in capital cases, personal recognizance releases and other types of nonfinancial releases as a matter of priorty over financial bond release. The act also requires the judges to take into consideration, in exercising their discretion in this regard, a person's community ties, his family background, his roots in the community that might properly assure his appearance for trial.

BAIL AGENCY ACT

The Bail Agency Act signed by the President in July of this year gives the courts in the District of Columbia the necessary fact-finding entity to gather this information. Under the Bail Agency Act, the Agency is required to interview criminal defendants and gather the necessary information relating to community ties and the Agency will verify that information, and present written reports to the judges in time for bail determinations.

In addition, in cases where the accused qualifies under Agency criteria, the Agency can make recommendations for certain types of nonfinancial release. The present request, the initial one for the Bail Agency, is for the remaining fiscal year, 9 months, $93,730. We respectfully ask the favorable consideration of this committee for that amount.

Senator BYRD. Have you had an opportunity to present your testimony before the House?

Mr. MOLLEUR. No, Mr. Chairman. I believe the House hearings had closed by the time the President signed the Bail Agency Act into law.

NEW POSITIONS

Senator BYRD. One of the positions is for a GS–15, Director; one for GS–11, Assistant Director; five would be GS–5, interviewers; one GS–6 secretary; two GS–5, secretaries. Are these on a 6-month basis?

Mr. MOLLEUR. No, a 12-point basis.

Senator BYRD. By how much could we reduce this figure? You say these are on a 12-month basis?

Mr. HERMAN. They are actually on a 9-month basis, Mr. Chairman.

RECRUITMENT OF PERSONNEL

Mr. MOLLEUR. Yes, nine months.

Senator BYRD. Can you recruit these positions readily?

Mr. MOLLEUR. I have already recruited them, sir.

Senator BYRD. You have?

Mr. MOLLEUR. All except one of the GS–5 secretaries. I have the eight interviewers, the Assistant Director who is here with me today, one GS–6 secretary and one GS–5 secretary.

With respect to the part-time employment, of course we don't have any recruitment on that as yet.

Senator BYRD. What about the other items, rent, printing equipment and so on? Are these items affected to any extent, Mr. Herman, by the matter of time?

Mr. HERMAN. No sir; these are all on a 9-month basis.

Senator BYRD. Are they?

Mr. HERMAN. Yes, sir.

Senator BYRD. What funds are you requiring at the present time? You say you have them already appointed?

Mr. MOLLEUR. Let me explain. When the executive committee met and appointed me as Director, it was my suggestion to the committee that——

Senator BYRD. What committee is this?

CONTINUATION OF DISTRICT OF COLUMBIA BAIL PROJECT EMPLOYEES

Mr. MOLLEUR. The authorization act provides for an Executive Committee of five members four of which are to be the chief judges of the local courts or their designees to supervise the Agency. I suggested that we preserve as many experienced personnel by the District of Columbia bail project since the Agency is virtually carrying on the work which the bail project performed on an experimental basis. We had available four project interviewers who were willing to stay on. They are night law students in the city, who have been working with the bail project for a year or more.

Senator BYRD. Are they attending school?

Mr. MOLLEUR. Yes, they are attending night school and they are allowed to work full time days.

Senator BYRD. They are?

Mr. MOLLEUR. And we have been able to recruit four more interviewers.

Senator BYRD. Excuse me. These are the GS–5's who are attending law school?

Mr. MOLLEUR. The GS–7's.

Senator BYRD. The GS–7's, four of the five are attending law school?

Mr. MOLLEUR. Yes, sir. I had five, sir, when this budget was initially drawn up. One of them had a little bit of trouble with the draft and resigned from the project.

UTILIZATION OF LAW STUDENTS AS INTERVIEWERS

Senator BYRD. What do you think about this business of having students who are attending law school full time doing this important work of interviewing?

Mr. MOLLEUR. Well, they are not full-time law students as such.

Senator BYRD. I thought you just said they were.

Mr. MOLLEUR. No, they are full-time night students. They are not full-time law students.

Senator BYRD. What is the difference?

Mr. MOLLEUR. Well, they are carrying less credit hours per semester than are required for day students. I believe day students carry a maximum of 15 credit hours per semester.

Senator BYRD. That is not an easy load.

Mr. MOLLEUR. And these students carry only 10 or 8. It has been our experience at the project—the project had night law students as interviewers during the two and a half years of operation—that the law students were perhaps the most qualified in this particular salary range to perform this service.

As I was saying before, the Ford Foundation grant expired Friday, and now we have an additional amount of money from the Meyer Foundation for the month of October to finance the project so it can aid the courts in the District now beginning to implement the Bail Reform Act.

SALARIES OF INTERVIEWERS

Senator BYRD. What will be the salaries of each of these four GS–7 interviewers who are attending law school?

Mr. MOLLEUR. I believe it is $6,441 at the first step in the grade, sir.

Senator BYRD. How many hours a day will be normally required for their work in this regard?

Mr. MOLLEUR. Approximately 8 hours.

Senator BYRD. What happens if you don't get the money?

Mr. MOLLEUR. For the whole agency?

Senator BYRD. Yes.

Mr. MOLLEUR. The courts won't have any particular entity to make available to them the necessary information. They will have to get it themselves. How this will be accomplished I don't know.

IMPARTIAL REPORTING

One of the other features, I might add, Senator, which I believe was taken into consideration by the Senate and the House in passing both the Bail Reform Act and the Bail Agency Act, was the experiences of this project and other similar projects throughout the country. One of these experiences was that committing magistrates place a good deal of confidence in information gathered by a group such as this outside of the adversary system. In other words, we don't have a situation here where a defense counsel is presenting information, in somewhat of an exaggerated form, in order to best aid his client in being released. On the other hand, you don't have information being presented by the prosecutor, perhaps slanted in one form or another, to prevent the defendant from being released on bail for one reason or another. These are merely factual reports being presented by a group that is outside of this adversary system, and only interested in presenting these reports to aid the judicial officer in making his bail determinations.

INTERVIEWER SALARIES

Senator BYRD. How much will the salary be for each of the interviewers who are attending law school on an annual basis?

Mr. MOLLEUR. Approximately $6,400.

Senator BYRD. $4,600? $6,400?

Mr. MOLLEUR. That is for grade 7's, sir. Now I might add that the other four are also night law students.

Senator BYRD. The other four?

Mr. MOLLEUR. Yes.

Senator BYRD. GS–5 interviewers?

Mr. MOLLEUR. Yes.

Senator BYRD. They are going to be full-time night law students?

Mr. MOLLEUR. Yes.

Senator BYRD. This figure of $8,961 for the Assistant Director, is that on a 9-month basis? He is already on board, isn't he?

Mr. MOLLEUR. No, he is not being paid, now, and I am not being paid presently either.

Senator BYRD. And those figures represent salaries for 9 months?

Mr. MOLLEUR. No. That represents 12 months. The 9-month figure is in the far right column. That would be $7,253 for the Assistant Director. I am informed, Senator, that the salary figures for the Director and the Assistant Director are actually 10-month figures. Since we are now in the month of October, these two salaries, of course, could be reduced to 9 months.

FORD FOUNDATION AND MEYER GRANTS

Senator BYRD. How much was the grant from the Ford Foundation, and what was the Meyer grant?

Mr. MOLLEUR. The grant from the Ford Foundation was $195,000 for 3 years, or $65,000 per year.

Senator BYRD. When did this begin?

Mr. MOLLEUR. The Ford Foundation grant?

Senator BYRD. Yes.

Mr. MOLLEUR. October of 1963. The Meyer grant is approximately $8,700.

Senator BYRD. And how long does it extend? Over what period?

Mr. MOLLEUR. From October 1 to October 30.

Senator BYRD. Of this year?

Mr. MOLLEUR. This year.

Senator BYRD. October 1 to October 30 of this year?

Mr. MOLLEUR. Yes.

Senator BYRD. All right, thank you.

Mr. MOLLEUR. Thank you.

LEGAL AID SOCIETY

STATEMENT OF ROGER ROBB, LEGAL AID AGENCY; ACCOMPANIED BY ADDISON BOWMAN, LEGAL AID AGENCY

Mr. Herman, who is the next witness?

Mr. HERMAN. We have Mr. Robb here from legal aid if you want to ask him a few questions.

Mr. ROBB. Mr. Chairman, for the record my name is Roger Robb and I am chairman of the board of the Legal Aid Agency. I have with me Mr. Addison Bowman, the Deputy Director of the Agency.

Senator BYRD. Mr. Robb, what do you have to say?

Mr. ROBB. Mr. Chairman, our formal statement is attached to our request. If the chairman would approve I think I might save some time by giving you the highlights of it.

Senator BYRD. Very well. We will insert that in the record.

Mr. ROBB. Yes, sir.

(The material follows:)

The Legal Aid Act, Public Law 86–531, approved June 27, 1960, provides that the salaries of all employees shall follow the salary scale for employees of similar qualification and seniority in the office of the United States Attorney for the District of Columbia An increase of $6,000 is sought for within-grade advancements of clerical and investigative staff and for annual salary increments for attorneys to enable the Agency to retain a salary scale comparable to that of the United States Attorney's Office. In addition, an increase of $5,300 is sought to compensate for the cost of the 3.6 per cent pay increase authorized by Public Law 89–301, approved October 29, 1964.

The increase requested in the 1967 budget for new positions is entirely to maintain existing services and the present level of Agency operation which has been achieved in part by a grant to the Agency from the National Legal Aid and Defender Association. By virtue of this grant the Agency added five lawyers, an investigator, a statistician, a social scientist, and three secretaries. The expansion of the legal staff has made it possible for the Agency to increase and improve its services to include the representation of all indigents appearing before the U.S. Commissioner, a substantial percentage (approximately 30 per cent) of the indigent defendants in the United States District Court, and a daily availability of two and frequently three attorneys to the District of Columbia Court of General Sessions. In FY 1967, the amount of this grant decreases substantially. As a result, the services of three lawyers, one investigator, and one secretary will be lost to the Agency. It is these five positions already in existence under the grant which the Agency seeks to retain in 1967 through the use of appropriated funds.

The increased services and staff of the Agency have received the support of the Judiciary and members of the bar of the District of Columbia. During 1965 members of the bar sought the assistance of the Agency legal or investigative facilities on 450 occasions. It is estimated that during 1966 and 1967 attorneys will seek investigative aid or consultation with staff attorneys in their court-appointed indigent cases in excess of 800 occasions. The Judicial Conference of the District of Columbia Circuit expressed its approval of Agency services when on May 13, 1965, it unanimously adopted a resolution expressing the hope "that the Congress will appropriate sufficient funds to provide for continuation of the operation of the Legal Aid Agency on its present high level of efficiency."

In formulating the Plan for Furnishing Representation to Indigent Defendants in the District of Columbia, as required by the Criminal Justice Act of 1964, Public Law 88–455 (approved August 20, 1964), the Judicial Council for the District of Columbia Circuit relied upon the increased services of the Agency in assuming that it would have sufficient resources to be available for assignment to cases by every court in the District of Columbia. The plan requires that a panel of attorneys be made available for appointment in indigent cases to each court and appointing authority and specifically directs that Agency attorneys be included in each panel.

Three additional staff attorneys are requested to accommodate the need for Agency attorneys in the District of Columbia Court of General Sessions and before the United States Commissioner, while maintaining present case load in the United States District Court.

At present the United States Commissioner relies exclusively on the Agency to provide counsel for indigents appearing before him for a preliminary hearing. The increasing annual case load and the duty of appointed counsel to actively represent an accused from this earliest stage of the proceeding forward, make it incumbent upon the Agency to allocate at least one attorney full-time to this requirement. One additional attorney is sought to fulfill this obligation.

At least one additional attorney is needed to be available for appointment in *misdemeanor* cases in the Court of General Sessions, making a total of two staff attorneys available to that court at all times. One attorney should be present in the U.S. Branch (non-jury) where new cases are assigned among attorneys present in the courtroom, and one attorney should be present in the Jury Branch, disposing of or engaged in the trial of misdemeanor cases. As previously indicated, under the requirements of the Criminal Justice Act of 1964, Public Law 88–455, the Judicial Council for the District of Columbia has put into effect a plan for furnishing counsel to indigents in the District of Columbia courts. Under this plan staff attorneys are expected to be present each day in the Court of General Sessions for assignment to *felony* cases. Attorneys so assigned are expected to represent the accused through trial and final disposition in the United States District Court. One additional attorney is sought in order to make an attorney available daily for his purpose without diminishing the present work load in the United States District Court.

One additional investigator is requested to provide assistance to the increased number of staff attorneys, the increased use made of Agency facilities by court-appointed private members of the bar and to co-ordinate a program which will enable the Agency to utilize law students from the various law schools in the District of Columbia in the investigation and preparation of cases.

One additional secretarial position is requested to provide the clerical assistance required for the additional attorneys and investigator.

Funds are requested to enable court-appointed attorneys in the District of Columbia courts to obtain the services of expert witnesses, such as questioned document examiners and pathologists, or demonstrative evidence, such as maps and diagrams, in the trial of criminal cases involving indigents. In cases where such services could be obtained under the Criminal Justice Act of 1964, these funds would not be used.

REQUEST APPROVED BY HOUSE

Mr. ROBB. We are a small agency. Our total personnel is 29. We at present have 11 staff attorneys and 5 investigators. Five of these staff attorneys are presently paid by virtue of a grant from the National Legal Aid and Defender Association. One of our investigators is paid from that grant. That grant, however, is on a decreasing basis. By that I mean that each year we have less money, so that as of October 31, we will lose three staff attorneys, one investigator and one secretary. Our request which was approved by the House was merely to pick up those positions so that we can maintain our present level of work.

Senator BYRD. And how much was approved by the House?

Mr. ROBB. They gave us the entire request, $214,200.

STATEMENT ON CASELOAD

Senator BYRD. Have you had any voluntary services?

Mr. ROBB. Oh, yes, we have a great many volunteer lawyers. Our agency, Mr. Chairman, undertakes to assist all of the voluntary attorneys who are appointed by the court to represent indigents. Our lawyers themselves try a great many cases. We have a statement of our workload attached to our request.

Senator BYRD. You will insert that in the record?

Mr. ROBB. Yes, sir. I might ask Mr. Bowman, in our statement here we have given the estimated workload for 1966 and he has the actual figures, haven't you, Mr. Bowman? Could you give those to the chairman?

Mr. BOWMAN. I will be glad to.

Senator BYRD. Why don't we just insert those in the record.

Mr. BOWMAN. We shall insert them in the record.

(The material follows:)

Caseload of the Legal Aid Agency for the District of Columbia, fiscal years 1962–66

Type of case	Number of cases				
	1962	1963	1964	1965	1966
U.S. district court	133	241	197	160	248
U.S. commissioner	246	265	197	274	332
Coroner	110	124	135	50	6
Juvenile court	23	53	64	40	39
General sessions	15	10	48	169	540
Mental health	1,366	1,188	793	662	669
Total	1,893	1,881	1,434	1,355	1,834

It should be noted that, although the total figure is not higher than the 1962 and 1963 figures, the Court of General Sessions case load has increased markedly while the Mental Health Commission cases have decreased. The Mental Health cases are relatively simple and most of them are handled by one attorney, whereas the Court of General Sessions cases are frequently as complicated and time consuming as our felony cases in the United States District Court. The 1966 figures, therefore, represent a substantial work load increase over all previous years, and as indicated in our testimony, the demands for our representation are constantly increasing.

FOUNDATION GRANTS

Senator BYRD. To what extent do you receive other funds for the program?

Mr. ROBB. That is stated in our request.

Senator BYRD. All right.

Mr. ROBB. We have this grant from the Ford Foundation and the National Legal Aid Defenders Association.

Senator BYRD. Does it indicate the amount?

Mr. ROBB. Yes, sir.

EXPERIENCE UNDER PROGRAM

Senator BYRD. What has been your experience under this program?

Mr. ROBB. Well, I have been with it since the beginning, Mr. Chairman; I was one of the first board members appointed and I have been with it ever since. I think it has worked out very well. We aim to give every indigent a fair trial and professional representation by skilled professional people, and to assist the lawyers who are chosen by the court to serve without compensation. We also have a very efficient investigative staff which has been of great assistance to attorneys who are appointed by the court.

I know in my experience working for the court without compensation I found a great deal of time is spent in going out and interviewing

witnesses, but this, of course, now can be done by our investigative staff. I might say that we have tried not to become a great big bureaucracy. We tried to keep our staff as small as possible and still do the job. I might say also, Mr. Chairman, while I think of it, that our grant from the Ford people is on the basis of matching funds, so that in the event that we do not obtain funds to continue to emply these three attorneys, one investigator, and one secretary, we would lose our entire grant, which would cost us five lawyers, one investigator and five secretaries. That would mean we would be in bad shape, because our workload is increasing steadily.

INCREASING WORKLOAD

Senator BYRD. To what do you attribute that?

Mr. ROBB. Well, for one thing the judges, especially in Judge Smith's court, the court of general sessions, have been appointing us more often than they used to appoint us. In the last year we had 540 cases in that court as compared to only 169 in 1965. We have also had a great increase of work before the U.S. Commissioner. Our attorneys represent all indigents before the Commissioner now, and we have found that we need two attorneys for that work instead of one that we had before. He finds that when some man is brought in for arraignment before him, and he wants a lawyer, that he can't call up somebody on 15th Street and ask him to come down to the courthouse just for a preliminary hearing so he calls our people, and that workload has increased tremendously. Mr. Bowman, what would you say on that?

Mr. BOWMAN. I would say the demands of the court of general sessions are tremendously heavy lately. With the publicity that court has received, and the need for competent counsel in the court of general sessions, we are being called on more and more, and we are barely able to meet the demands of that court. Of course, the demands in all the courts are increasing as the caseloads of those courts increase.

Mr. ROBB. I may say, Mr. Chairman, that I think probably the recent court decisions have also increased the demand for our services.

Senator BYRD. You are talking about the *Miranda* decision?

Mr. ROBB. No, not that, but the courts are becoming increasingly vigilant in scrutinizing the type of representation that people have in their trials.

Senator BYRD. Do you represent these people who are taken into custody and brought into the various police precincts?

COURT ASSIGNMENTS

Mr. ROBB. No, sir, our statute provides that we are to make available attorneys for assignment by the court, and it would seem to me, and I think to the court, that this means that we wait until the court assigns us before we get into the case. Also we haven't the personnel to do that anyway.

Senator BYRD. You don't have a prepared statement?

Mr. ROBB. No, sir. As I say, our statement is attached to our request. It is a narrative justification which gives all of the necessary data. I think you have that.

Senator BYRD. All right, Mr. Robb, thank you.

DEPARTMENT OF CORRECTIONS

STATEMENT OF THOMAS SARD, DIRECTOR, DEPARTMENT OF CORRECTIONS; ACCOMPANIED BY RAY NELSON, ASSISTANT DIRECTOR FOR PROGRAMING AND PLANNING; AND ROBERT W. COLEMAN, SENIOR BUSINESS ASSOCIATE

BUDGET ESTIMATE, HOUSE ALLOWANCE AND RESTORATION REQUESTS

The next item relates to the Department of Corrections. The estimate is $10,597,500. The House allowance is $10,382,500, a reduction of $215,000.

The restoration request totals $140,562. This sum represents $39,897 in restoration requests and $100,665 in new items pending submission to the Senate.

The amendments requested and justifications filed in support thereof will be placed in the record at this point.

(The material follows:)

	1967 increases requested	House allowance	Senate amendment requested		
			Restoration	S. Doc. 112	Total
Positions	64	24	10	17	27
Amount	$917,945	$702,945	$39,897	$100,665	$140,562

Analysis of amendments requested

Position (grade and title) or item	Number requested	Personnel compensation	Personal benefits	Other	Total	Federal funding	Grant funding	Net 1967 request
Prerelease Guidance Center:								
GS-12 center director	1	$10,619	$807	$150	$11,576	$1,157	$5,788	$4,631
GS-11 employment officer	1	8,961	692	150	9,803	980	4,902	3,921
GS-10 caseworker	1	8,184	642	150	8,976	897	4,488	3,591
GS-8 counselors	3	20,607	1,650	450	22,707	2,271	11,353	9,083
GS-5 clerk-stenographer	1	5,181	437	400	6,018	602	3,009	2,407
GS-2 student assistant (part time)	3	8,960	762	1,200	10,922	1,092	5,461	4,369
Night differential and holiday pay		3,500			3,500	350	1,750	1,400
Rent, communication, and utilities				12,000	12,000	1,200	6,000	4,800
Supplies and materials				10,037	10,037	1,004	5,018	4,015
Equipment				2,000	2,000	200	1,000	800
Grants and gratuities				2,200	2,200	220	1,100	880
Total	10	66,012	4,990	28,737	99,739	9,973	49,869	39,897

Analysis of amendments requested—Continued

Position (grade and title) or item	Number requested	Personnel compensation	Personal benefits	Other	Total	Deduct 1968 funding	Net 1967 request
Work release program:							
GS–11 project coordinator	1	$8,961	$692	.....	$9,653	$4,693	$4,960
GS–9 caseworkers	2	14,958	1,186	.....	16,144	7,793	8,351
GS–9 employment officers	3	22,437	1,779	.....	24,216	11,691	12,525
WBR–8 busdrivers	3	15,912	1,335	.....	17,247	8,377	8,870
GS–6 administrative aid	1	5,702	471	.....	6,173	2,990	3,183
GS–4 clerk-stenographers	2	9,282	710	.....	9,992	4,810	5,182
Communication services	.....	.....	.....	$1,476	1,476	.....	1,476
Travel and transportation of persons	.....	.....	.....	8,000	8,000	.....	8,000
Equipment	.....	.....	.....	2,000	2,000	.....	2,000
Miscellaneous	.....	.....	.....	1,000	1,000	.....	1,000
Misdemeanant residential work release program:							
GS–7 senior correctional officers	5	31,345	2,555	.....	33,900	14,090	19,810
Other services	.....	.....	.....	1,750	1,750	.....	1,750
Supplies and materials	.....	.....	.....	8,558	8,558	.....	8,558
Equipment	.....	.....	.....	15,000	15,000	.....	15,000
	17	108,597	8,728	37,784	155,109	54,444	100,665
Total	27	174,609	13,718	66,521	254,848	114,286	140,562

Pre-release Guidance Center, $39,897.—Restoration of funds for ten positions and related services is requested to fund from District sources the pre-release guidance center which has been funded by the Bureau of Prisons and the United Planning Organization.

The Center was established in August, 1965, by the Federal Bureau of Prisons, the United Planning Organization and the D.C. Department of Corrections at the 12th Street Y.M.C.A. in Washington, D.C. The Bureau of Prisons has assumed management responsibility for the program, with the United Planning Organization administering temporary supporting grants from the Department of Labor and Health, Education and Welfare, and the District of Columbia participating through reimbursements of expenses to the Bureau of Prisons for District prisoners placed in the facility.

The Pre-Release Guidance Center accommodates twenty inmates, of which about three-fourths are District prisoners. These youths have been sentenced under the provisions of the Federal Youth Corrections Act and are placed in the Center about ninety days prior to their release on parole. Our experience with the program during the past year indicates that this treatment concept enhances a youthful offender's chances of making a satisfactory adjustment when returned to society. The Washington Guidance Center is proud to say that it has the lowest parole violation rate of the six U.S. Pre-Release Guidance Centers in the Federal System.

The administration of the program by three different agencies is organizationally undesirable. In this regard, the Bureau of Prisons would like to turn the management of the Center over to the D.C. Department of Corrections, not only to ease the organizational dilemma, but because they believe that it is not their role to manage what is ostensibly a District facility. Efficiency is also achieved through a closer tie between the Guidance Center and the institution from which most of the inmates are received.

Work Release Program, $55,547.—The amendment contained in S. Doc. 112 includes funds for 12 positions and related services to inaugurate a work release program.

On September 10, 1965, P.L. 89–176, known as the Prisoner Rehabilitation Act of 1965, was enacted. This law authorized the Attorney General to extend the limits of place of confinement so that selected prisoners could be permitted to work at paid employment in the community and return to their confinement facility at the end of the work day. On January 13, 1966, the Attorney General delegated his authority under this law to the D.C. Board of Commissioners who in turn delegated this authority to the Director of Corrections on February 15, 1966.

The work release innovation is considered to be a very significant milestone in progressive penology. The U.S. Bureau of Prisons considers the Prisoner

Rehabilitation Act to be the most important Federal legislation advancing correctional practices since the creation of the Bureau of Prisons in 1930. The Bureau has been involved in a Work Release Program within their system since September 1965, soon after the law was enacted. While their initial use of the legislation has been conservative in order to develop flexible controls, they now have more than 500 men on work release and an additional 700 men have been released who have been on work release placements. The Bureau considers their program an unqualified success.

The D.C. Department of Corrections is fortunate to have the ideal situation where nearly all inmates and their families live within 25 miles of the correctional institutions. Consequently, the re-integration of the inmate into the community after release is readily attainable. Therefore, it is imperative for the D.C. Department of Corrections to take full advantage of the work release technique, since the major objective of the treatment program is re-integration of the inmate into the community.

During fiscal year 1966, we originated a modest program which was extended to include 30 participants. The cost of this program was absorbed by the Department from lapsed funds. It is necessary to submit this request for fiscal year 1967 in order that this program may continue.

In addition to the basic program, the program for fiscal year 1967 includes a small Center in the City of Washington. This Center will serve as an urban base of operation for participants. They will be transported to the Center daily and take public transportation to their place of employment, returning to the center at the end of the day to be transported back to the institution.

The selected inmates are admitted to the program four monhs prior to their release and placed in jobs in the community. These positions will not exploit the inmates with respect to lower wages or sub-standard working conditions, nor will their employment be in areas which would tend to upset the stability of the labor market. The Employment Placement Officer who will be based at the urban center will have the responsibility for locating employment and assuring that the working standards required by law are met.

During non-working hours participants will continue with social education and counseling activities. In addition to preparing the inmate economically and vocationally for release, efforts will be made in preparing the inmate with respect to his domestic situation through family and marital counseling.

Professional Caseworkers shall administer the counseling activities and manage the conduct and financial affairs of the program participants. The management and counseling activities will invoke considerable administrative and clerical attention due to the extensive documentation and report-writing inherent in such a program.

Misdemeanant Residential Work Release Program, $45,118: The amendment contained in S. Doc. 112 will provide five senior correctional officers and related expenses to establish a new Misdemeanant Residential Work Release Program.

This program will be set up to commence operation effective January 1, 1967, to accommodate 40 residents to be divided among four specific types of misdemeanants, the Casual Intoxicant—Disorderly Conduct Group; Traffic Offenders; Non-Support Cases; and Situational Criminal Offenders. The goal of this demonstration research project is to determine if basically noncriminalistic misdemeanants which represent more than 80% of the annual misdemeanant commitments in 1965 can be more effectively and efficiently accommodated in a residential correctional treatment program specifically designed to meet their needs.

Many of these offenders who are sentenced to relatively short terms stand to lose their jobs, family ties and quite frequently, their personal possessions. Such incarceration frequently further deteriorates an already socially handicapped person and deprives family and dependents of his emotional and economic support.

The objectives to be achieved include an opportunity to retain current employment, thereby providing the offender and his family with the continued flow of income and enable him to meet his financial obligations. This program would modify the attitudes of traffic offenders and first offenders and separate them from the chronic criminal type who has developed more obvious criminal patterns and avoid further recidivism. The research data derived from this program would be of great value in aiding the administration to help the individual offender in working out his problems in a realistic community setting.

According to the provisions of the Law Enforcement Assistance Act, agencies receiving grants are required to participate financially in the project that is being applied for. The Department of Corrections proposes that its share be made up of the requested items, which would represent essentially the same resources we would provide these 40 inmates either at the Workhouse or in a residential setting.

TAKING OVER PRE-RELEASE GUIDANCE CENTER

Senator BYRD. All right, Mr. Sard, may we have your explanation of the item?

Mr. SARD. I am Thomas Sard. On my left is Robert Coleman, Chief of Administration. On my right Ray Nelson, Assistant Director for Programing and Planning.

Senator BYRD. We are glad to have you and your associates. Would you please proceed to justify the requests.

Mr. SARD. We do not have a written prepared statement, sir. We are asking for one restoration and for the allowance of two supplemental requests. The restoration figure, of course, was presented to the House. It involves the District of Columbia taking over a facility commonly referred to as the Pre-Release Guidance Center, a special type of halfway house which is now being operated by the Federal Bureau of Prisons.

Senator BYRD. For the record what is a halfway house?

Mr. SARD. A halfway house is a community facility designed to provide basic assistance to released prisoners—lodging, personal guidance, employment assistance, and so forth. The pre-release guidance center is a specific type of halfway house facility which we are considering. A pre-release guidance center is a community facility where persons prior to release from confinement are placed for a short duration of time, from 3 to 6 months, at which time they are exposed to reintegration into the community. They live at this facility. They are under rather close scrutiny of the personnel employed there. They are placed in work assignments where they begin to be paid the going rate in the community, and are otherwise being prepared for their full release into the community.

This type of facility has been operated by the Federal Bureau of Prisons in a number of areas. They were anxious to begin such a facility here in the District.

At the outset they agreed to undertake operation of the facility. They received certain funding from the UPO, and utilizing some of their own funds, they operated this facility.

Senator BYRD. They just have the one facility?

Mr. SARD. The one facility.

Senator BYRD. Does this serve men and women alike?

CURRENTLY MANAGED BY FEDERAL BUREAU OF PRISONS

Mr. SARD. It serves men only. It serves at the moment only those released from the Youth Center at Lorton, the young offenders. Its operation has been carried on at the 12th Street YMCA where we have a capacity for some 20. We do not ourselves at the moment manage this institution. The management is now in the Federal Bureau of Prisons.

Senator BYRD. Why do they want to get out of it?

Mr. SARD. Well, I have a letter here which I would like to present, sir, from Mr. Alexander, the Director of the Federal Bureau of Prisons dated September 16, in which he reviews somewhat the history of how this came about. He extols the virtues of the establishment, and urges that the District of Columbia, if at all possible, assume responsibility, mostly because 90 percent of the persons referred to this facility come from the District of Columbia institutions. A very few, 10 percent, are sent up from Petersburg and some other Federal institutions nearby, who live in the Washington metropolitan area.

Senator BYRD. What about the UPO aspect? Why is the UPO not continuing?

Mr. SARD. Well, sir, they agreed as I guess in most situations to initiate, to fund the project as a demonstration and experimental facility, to demonstrate and to help prove the validity of this type of a place.

EXPERIENCE WITH PROJECT

Senator BYRD. How long has this project been in being?

Mr. SARD. It was opened on August 10, 1965.

Senator BYRD. Would you provide for the record a statement concerning the experience with this project?

Mr. SARD. Mr. Alexander's letter which we believe explains their experience with this facility.

Senator BYRD. Does that fulfill the requirements?

Mr. SARD. It goes quite far I think in relating the experience they have had there. He relates that 85 percent of the young men who have been released after receiving this help at the center, had made good, which he notes is quite a high rate of success compared to some other types of releases.

Senator BYRD. How do we know that they had made good? This was only established a little over a year ago.

Mr. SARD. That is correct. They have been operating other similar facilities for a much longer time.

Senator BYRD. Elsewhere?

Mr. SARD. Well, they have one in Los Angeles, Chicago, Detroit, Kansas City, and New York. They have six centers in operation including the one in Washington. They have had over 4 years experience with this type of facility.

STAFF FOR PRERELEASE CENTER

Senator BYRD. What is the size of your professional staff at this center?

Mr. SARD. The staff is set forth. There is one GS–12 center director, one GS–11 employment officer, one GS–10 caseworker, three GS–8 counselors, one GS–5 clerk-stenographer, three GS–2 part-time student assistants. We are asking to employ 10. Ten positions are requested, sir.

STUDENT ASSISTANTS

Senator BYRD. When you refer to part-time student assistants, what kind of students are these?

Mr. SARD. Mr. Nelson, you are more familiar with that.

Mr. NELSON. Yes, sir. Senator, there are three local college students currently involved in the program. They work on the late

evening shift. It is not necessary to pay a qualified correctional officer to sit around in the evening hours.

Senator BYRD. Why shouldn't you have a qualified officer rather than student assistants?

Mr. NELSON. The Bureau of Prisons actually has set the precedent for this.

Senator BYRD. Has what?

Mr. NELSON. The Bureau of Prisons has set the precedent for hiring students to handle the late evening hours, because they have found that the tasks required during these hours are of a minimal nature and do not require the skills of a correctional officer.

Mr. SARD. I would like to say, sir, that these young men are on their honor. The effort is not really made to guard them 24 hours a day. It would conceivably be possible for them to depart the facility if they should decide to do so. That is a part of the process of getting them back to the free society. Since the program has been in operation, it has been necessary to return 13 of the men who have been entered into this program back to the institution because of their failure to adjust while at the center.

HISTORY AND COST OF PROGRAM

Senator BYRD. Indicate for the record the history of those who have attended, who have been placed in the center and been discharged back into the community. Indicate what has happened to them since that time.

Mr. SARD. I can give you the gross figures, sir, if you would care to have them.

Senator BYRD. No, we want this for the record. We want it with a little more elaboration than probably you have here.

Mr. SARD. Yes. We can give that case by case.

Senator BYRD. We would like to make up our own minds as to just how successful this has been with regard to the 18.

Mr. SARD. We will be glad to do that, sir.

Senator BYRD. So give us something on which we can base a judgment.

Mr. SARD. Yes, sir.

Senator BYRD. Also indicate why the 13 were returned. Indicate also the cost of the center program the first year.

Mr. SARD. Yes, sir.

ITEM DISALLOWED BY HOUSE

Senator BYRD. You have presented this testimony to the House?

Mr. SARD. This was presented to the House.

Senator BYRD. You need to give us a good bit of testimony if you hope to justify this here, especially since it was presented there and was not approved.

Mr. SARD. Yes, sir.

Would you care for me to continue on, on this point?

Senator BYRD. Yes, go ahead.

NEW THEORY OF REHABILITATION

Mr. SARD. Well, it merely is, sir, that this is in line with the new theories with respect to the rehabilitation of prisoners. For years

and years we tried to accomplish everything within the confines of the walls. This we found has very definite limitations. It becomes necessary to bring everything into the institution, all types of programs. The cost of running a good treatment program in an institution is almost prohibitive if it is necessary to bring all this talent into institutions. Now under the Federal Prisoner Rehabilitation Act, the belief was unanimously expressed by the Congress that there is much to be gained by permitting men to have a gradual return to their community, and not one day be locked behind bars and suddenly the next day be completely free in the community; but through a gradual process to be re-integrated into society.

Now of course only the more hopeful ones are treated in this manner, except in the case of the youthful offenders. They have all been handled in this way.

Request for Criminal Histories

Senator Byrd. Indicate also in your written statement to the committee the criminal history of those 18 who have gone to the center and have been released in the community. Indicate whether or not any of these have arrest records subsequent to their release from the center.

Mr. Sard. May I, sir, explain.

Mr. Nelson. They were returned before they left the center.

Senator Byrd. We are talking about which group now?

Mr. Sard. These are the ones returned to the institution because they were not adjusting to the program in the guidance center.

Senator Byrd. Yes; indicate for the record their criminal histories also. But with regard to the 18 who were released, Let us know whether or not any of these have been arrested since their release.

Mr. Sard. Sir, there were actually 69 released on parole after going through the institution, released to the community.

Senator Byrd. I thought you spoke of 18.

Mr. Sard. Those are the ones who were returned from the center as not adjusting to the program there.

Senator Byrd. You just gave the figure of 13 for that group.

Mr. Sard. Yes.

Senator Byrd. Now you have got it up to 18.

Mr. Sard. The 69 are the ones who went all the way through the program and have gone out into the community.

Senator Byrd. All right. Now where does the figure of 18 enter?

Number Placed in Center

Mr. Sard. Of the 103 who have been placed in this center, 13 failed while they were there and had to be sent back to the institution.

Senator Byrd. Where does the 18 come in? We have been kicking around the figure of 18 for quite a while.

Mr. Sard. I don't really, sir, recognize that figure. Did I use it before?

Senator Byrd. I thought you did.

Mr. Sard. I am sorry.

Senator Byrd. Perhaps you didn't.

Mr. Sard. I am sorry.

Senator BYRD. Well, let's set the record straight. My request for additional information concerning those I believe you said 69——

Mr. SARD. Yes, sir.

Senator BYRD (continuing). Who will be released to the community after passage through the center, and also with regard to the 13 who have been returned to their former habitat. Let's have their criminal records, too. Let us know why they were returned.

Mr. SARD. Yes, sir.

Senator BYRD. I don't have any further questions. I think what you have there we will put in the record, and then you will supply the additional material and we will be grateful for that.

Mr. SARD. Thank you, sir.

(The information follows:)

PRE-RELEASE GUIDANCE CENTER

1. Letter from Myrl E. Alexander, Director of the Federal Bureau of Prisons.
2. Effectiveness of Pre-Release Guidance Centers.
3. Post release records of the 69 inmates paroled from the Center.
4. Background data on program participants which includes criminal history and kind of employment.
5. Background statement on the seven cases which absconded from the Center.
6. Background statement on the six cases which were returned to the institution because of the failure to adjust to the program.
7. Cost of operation for the first year.
8. Additional information which would justify an acceptance of the program.

1. LETTER FROM MYRL E. ALEXANDER, DIRECTOR OF THE FEDERAL BUREAU OF PRISONS

UNITED STATES DEPARTMENT OF JUSTICE,
BUREAU OF PRISONS,
Washington, September 16, 1966.

Mr. THOMAS R. SARD,
Director, D.C. Department of Corrections, 503¼ New Municipal Center Building, Washington, D.C.

DEAR MR. SARD: The Washington Pre-Release Guidance Center was established in the District of Columbia on August 10, 1965. This Center is operated jointly by the Bureau of Prisons and the District of Columbia Department of Corrections in cooperation with the United Planning Organization. It was mutually agreed that the Bureau of Prisons would direct the Center's programs and activities during Fiscal Year 1966, with the hope that the D.C. Department of Corrections would assume full Center direction and operation sometime in Fiscal Year 1967.

Well over ninety percent of all residents admitted to the Guidance Center are D.C. violators and are transferred from the Lorton Youth Center. The remaining few are federal offenders transferred from one of our youth institutions. I would like to emphasize, however, that all of the young men going through the Center have residence in the District of Columbia.

Eighty-five percent of those men who were returned to the community made a successful adjustment. This figure is even more impressive when you realize that between fifty and sixty percent of the men who are released directly from a youth institution to the community fail in their initial adjustment.

The Center has a resident population of eighteen and, needless to say, it stays full. We are fortunate in having a professional staff at the Center which includes trained social workers, an employment specialist and experienced correctional counselors.

In order to clarify any misconceptions, I would like to emphasize that all of our Guidance Centers provide far more protection for the community than is the case when a man is released directly from the institution into the community. While residing in the Center the young men remain in our custody. We provide 24-hour staff supervision at the Center in order to insure that we know where each young man is at all times. When a resident leaves the Center he must have the approval of a staff member and must indicate his destination and time of expected return. In most instances, they leave the building to go to work, to visit with

their families, and to participate in approved recreational activities in the community. The residents are not permitted to wander around aimlessly in the community or to loiter in the area surrounding the Center. Periodic checks are made by the staff to insure that the young men are following the established regulations.

I strongly recommend the continuation of this Guidance Center. In my opinion, the District needs this transitional step from the institution to the community. The alternative to the Guidance Center is, of course, to continue turning these young men back to the community without the intensive assistance and supervision which the program provides. We are well aware that, despite the best efforts of the probation and parole staff, there are too many of these young people who are overwhelmed by the problems they face when they return to the street and, consequently, slip easily into their old associations and return to crime. The Center offers a measure of protection to the community which it has not had in the past and, at the same time, permits a rational approach to the job of reintegrating individual offenders into the community.

Sincerely,

MYRL E. ALEXANDER,
Director.

EFFECTIVENESS OF PRERELEASE GUIDANCE CENTERS

The Pre-Release Guidance Center is an extension of the Half-way House concept which is a community post-release program that has been used successfully in the fields of correction and mental health. The Guidance Center is the program nucleous for certain young offenders nearing parole date. This approach is designed to counteract the ineffectiveness of the traditional method of releasing an inmate into a changed society with $20.00 and a suit of clothes. In the modern urban community, such a small sum lasts at most for two or three days. Further, it has been demonstrated by research studies that return to crime is directly related to the inmates poor economic and financial condition upon release. The Guidance Center hopes to alleviate this problem by re-integrating the offender into the community within the framework of authoritative control. Specifically, the program attempts to aid the inmate in developing the personal skills and habits necessary to obtain employment and to provide job placement assistance. These tools will enable the youth to gain and maintain employment upon release. The job will provide the inmate with a balance of money which will enable him to get a good start in the community. Additional supportive services are also provided by the Guidance Center.

The Federal Bureau of Prisons has been operating Centers such as the above for four years. There are currently six of these Centers in operation throughout the country with several more in the planning stages. In a recent interview published in the *U.S. News and World Report*, Mr. Myrl Alexander, Director of the Federal Bureau of Prisons stated that approximately 1,400 young offenders have gone through these facilities. "The figures we now have show that 70% of those released in 1962 were successful under parole supervision for a period of two (2) years after release. By contrast, the parole-violation rate for a similar period for prisoners who just went out to the community on the magic day of release, without having been through guidance centers, was about 48%." It is interesting to note that during the past year the Washington Pre-Release Guidance Center had the lowest recidivism rate of any of these facilities.

Both President Johnson and former Attorney General Katzenbach have expressed their firm convictions that community-based programs hold great promise in returning offenders to the society as tax-payers instead of tax-users. Leading penologists are almost unanimously in favor of this type of approach. The study referred to above would tend to lend concrete, factual support to their beliefs. A difference of 18% represents a sufficiently significant figure to validate this approach. The pragmatic effects of this program can be easily realized by considering the substantial cost of re-confinement with its accompanying loss of tax revenue, etc. Senator Edward V. Long stated: "The halfway house concept has proved to be an effective and important rehabilitative tool. The difficult transition from prison life to the world outside can be made more gradually, meaningfully, and under expert guidance and supervision in a way that optimizes the chances for a successful return to society."

The Washington Pre-Release Guidance Center, located at the 12th Street YMCA, was opened in August 1965 by the Federal Bureau of Prisons.

Since the Center's services were predominantly for D.C. inmates, the D.C. Department of Corrections joined in assisting the Federal Bureau of Prisons in the operation of the Center. The Center offers the following services:

1. A program involving employment placement with follow-up to encourage stability and good work habits.
2. Individual and group counseling.
3. Close supervision.
4. Social education.
5. Remedial education.
6. Community information.

It is difficult to provide complete information as to the success of the guidance center releases since the U.S. Federal Probation Service assumes responsibility for the inmates once they are released to the community. However, a research follow-up study was conducted on all cases received at the Center between August 10, 1965, and July 31, 1966. This study indicates that the Center received 103 cases during that period. Of these 69 were released to the community, 13 were removed from the program and returned to the institution, and 21 were still in the program. The study indicated that only eight of the 69 were convicted of new offenses. These new offenses resulted not only in new commitments but resulted in the U.S. Board of Parole issuing Parole Violation Warrants. Sixty-one or 88% of those released to the community have been successful as of July 31, 1966, and conversely only eight of them or 12% failed.

3. POSTRELEASE HISTORY OF THE 69 INMATES PAROLED FROM THE CENTER

It is extremely difficult to present precise data concerning the 69 releases since upon parole they come under the supervision of the U. S. Probation Office. However, the probation office informs us that 61 of those released have made a reasonably good adjustment in the community. The other eight have been convicted of a new offense. Below we present a brief history of the eight failure cases.

1. Case 1 was released from the Center in January 1966. On May 26, he was arrested for Unlawful Entry and Larceny. He is currently serving 180 days in the D. C. Department of Corrections. Parole violator warrant issued.
2. Case 2 was released in November, 1965. In March he was arrested for Carnal Knowledge and Assault and Battery. He is now serving 12 months in Maryland. Parole violator warrant issued.
3. Case 3 was released in December 1965. On July 20, the U. S. Board of Parole issued a warrant charging him with loss of Contact, Failure to Report, etc. Case 3 has not been apprehended. Parole violator warrant issued.
4. Case 4 was released in December 1965. On April 11, he was arrested for being Drunk and Disorderly and consequently served 30 days in the D. C. Workhouse. He is currently charged with Kidnapping. Parole violator warrant issued.
5. Case 5 was released in January 1966. In July he began service of 180 days received for Simple Assault. Parole violator warrant issued.
6. Case 6 was released in February 1966. In March he was charged with Disorderly Conduct, Unauthorized Use of Auto and Driving with No Permit. The Unauthorized Use charge was ultimately dropped, but 90 days were served for the other offenses. Parole violator warrant issued.
7. Case 7 was released in January 1966. In April he was convicted of being Drunk and served an undetermined sentence. In June, he was again arrested, charged with Attempted Petit Larcency, for which offense he is now serving 60 days. Parole violator warrant issued.
8. Case 8 was released in April 1966. In June he was arrested and convicted of Petit Larcency and Simple Assault. He is presently serving 120 days. Parole violator warrant issued.

4. BACKGROUND DATA ON PARTICIPANTS INCLUDING CRIMINAL HISTORY AND EMPLOYMENT

Case and offense	Prior convictions		Days in center	Employment	Status
	Felony	Misdemeanor			
1. Auto theft		1	115	Cook	Parole.
2. Robbery			25	Laborer	Returned to institution.
3. Housebreaking		1	20	Clerk	Do.
4. Auto theft		1	95	Plumber's helper	Parole.
5. Robbery			96	Electrician's helper	Do.
6. Attempted robbery				Painter	Returned to institution.
7. Robbery		1	18	Construction laborer	Parole.
8. Housebreaking		1	139	Cook	Do.
9. Housebreaking			84	Baker	Do.
10. Auto theft		1	79	Factory trainee	Do.
11. Auto theft			55	Auto mechanic trainee.	Returned to institution.
12. Robbery		1	72	Stockman	Parole.
13. Housebreaking		3	33	Electrical repairman	Returned to institution.
14. Robbery			75	Cook	Parole.
15. Simple assault, petit larceny.			72	Stock clerk	Do.
16. Robbery			84	Student	Do.
17. Auto theft		3	23	Cook	Returned to institution.
18. Motor Vehicle Transportation Act.			25	Stock clerk	Do.
19. Robbery		3	52	Painter	Parole.
20. Robbery			155	Auto mechanic	Do.
21. Robbery		1	40	Maintenance man	Do.
22. Motor Vehicle Transportation Act.		1	51	Salesman	Do.
23. Robbery			84	Painter	Do.
24. Housebreaking		2	59	Lubeman	Do.
25. Auto theft		1	69	Maintenance man	Do.
26. Unlawful entry, petit larceny.		1	28	Plumber's helper	Do.
27. Petit larceny, assault, CDW.			73	Carpenter apprentice.	Do.
28. Housebreaking			46	Housing-maintenance man.	Do.
29. Assault with intent to commit rape.			79	Laborer's aid	Do.
30. Attempted robbery			23	Shoe repairman	Do.
31. Taking property without right.			30	Electrician trainee	Do.
32. Robbery		2	30	Clerk-typist	Do.
33. Grand larceny			38	Porter	Do.
34. Robbery			84	do	Do.
35. Assault with dangerous weapon.		1	24	do	Do.
36. Attempted robbery			22	Stock clerk	Do.
37. Housebreaking	1		30	Cook	Do.
38. Robbery		1	27	Building maintenance	Do.
39. Robbery		1	20	Baker	Do.
40. Auto theft			37	Construction helper	Do.
41. Housebreaking	1		50	Laundry worker	Do.
42. Auto theft			31	Hospital orderly	Do.
43. Auto theft, assault with dangerous weapon.			39	Hospital maintenance	Do.
44. Simple assault			34	Plumber's helper	Do.
45. Auto theft, assault with intent to commit rape.			52	Electrician helper	Do.
46. Taking property without right.			59	Recreational counselor.	Do.
47. Assault			32	Heavy equipment mechanic.	Do.
48. Robbery			51	Carpenter's apprentice.	Do.
49. Assault with intent to commit rape.		1	45	Cook	Do.
50. Attempted auto theft		1	41	TV repairman	Do.
51. Taking property without right.			35	Cook	Do.
52. Taking property without right.			82	Kitchen helper	Do.
53. Auto theft			8	Unemployed	Absconder.
54. Robbery		1	52	Construction worker	Parole.
55. Motor Vehicle Transportation Act.			45	Laboratory assistant	Do.

4. BACKGROUND DATA ON PARTICIPANTS INCLUDING CRIMINAL HISTORY AND EMPLOYMENT—Continued

Case and offense	Prior convictions		Days in center	Employment	Status
	Felony	Misdemeanor			
56. Auto theft			52	Clerk-typist	Parole.
57. Robbery		2	50	Cook	Do.
58. Assault with intent to commit carnal knowledge.			52	Building maintenance	Do.
59. Housebreaking			55	Cook	Committed new offense.
60. Possession of narcotics		8	56	Salesman	Parole.
61. Auto theft		1	53	Clerk (hospital)	Escaped.
62. Transporting stolen auto			52	Service station attendant.	Parole.
63. Interstate transport motor vehicle.			42	Lumber yard helper	Absconder.
64. Forgery and uttering, robbery.		4	43	Kitchen helper	Parole.
65. Simple assault			108	Cook	Do.
66. Housebreaking and simple assault.			62	Barber	Do.
67. Auto theft		4	77	Upholsterer trainee	Do.
68. Motor Vehicle Transport Act.	1	2	79	Engineer trainee	Do.
69. Attempted housebreaking, attempted false pretenses.		2	66	Cook	Do.
70. Assault on police officer		2	71	Laborer	Do.
71. Housebreaking		1	94	Custodian	Do.
72. Taking indecent liberty with minor child.			93	Recreation assistant	Do.
73. Housebreaking			75	Warehouseman	Do.
74. Attempted robbery and auto theft.		2	79	Clerk-typist	Do.
75. Housebreaking and robbery.			55	Laborer	Do.
76. Impersonating Federal Government official.			1		
77. Taking property without right.		3	78	Warehouseman	Do.
78. Assault with intent to carnal knowledge.		1	80	Roofer	Do.
79. Assault with intent to commit robbery.		4	68	Shoe repairman	Committed new offense.
80. Auto theft			73	Barber	Parole.
81. Motor vehicle transportation Act.			71	Service station manager.	Do.
82. Robbery and assault on policeman.			40	Warehouseman	Do.
83. Attempted robbery			36	Warehouseman	Do.
84. Motor Vehicle Transportation Act.		7	48	Maintenance worker	Do.
85. Carrying a deadly weapon.		4	47	Construction Worker	Do.
86. Auto theft			40	do	Do.
87. Unlawful entry, petit larceny, robbery.			47	Custodian	Return to institution.
88. Robbery			57	Construction worker	Parole.
89. Auto theft			52	Plasterer	Do.
90. Attempted robbery	1	2	37	Custodian	Do.
91. Robbery			45	Laundry worker	Do.
92. Housebreaking			30	Baker	Return to institution.
93. Robbery			8	Unemployed	Mandatory release.
94. Housebreaking and robbery.					Resident.
95. Attempted robbery		1	40	Butcher	Parole.
96. Robbery			31	Laborer	Do.
97. Assault with dangerous weapon.			57	Construction laborer	Do.
98. Robbery		1	43	Laborer	Do.
99. Auto theft					Resident.
100. Auto theft		2			Escape.
101. Attempted housebreaking, petit larceny.		2	35	Laborer	Parole.
102. Housebreaking, Motor Vehicle Transportation Act.	2				Resident.
103. Simple assault			57	Painter	Parole.

5. BACKGROUND STATEMENT OF THE SEVEN WHICH ABSCONDED

Of the 69 released to the community none had arrests while in the Center program.

13 inmates were removed from the Center Program and returned to the institution, are summarized by prior criminal history and reason for removal from the Center program, seven of this group absconded, while the others were returned because they failed to adjust to the program. The cases of the seven absconders are summarized below.

Case #1—Criminal history includes charges of Larceny, and Unauthorized Use of Vehicle. He absconded from the Center.

Case #2—Criminal history includes Assault and Being Beyond Control of Parents. He absconded from the Center.

Case #3—Criminal history shows Drunk in Public (3). He absconded from Center.

Case #4—Prior record of Grand Larceny and incorrigible. He absconded from Center.

Case #5—No convictions indicated but has been arrested previously. He absconded from the Guidance Center.

Case #6—Prior record consists of Unlawful Weapon Charge. He absconded from Center.

Case #7—Prior record included Profanity, Larceny, Embezzlement, Carrying a Deadly Weapon, and Escape. He absconded from Center.

6. BACKGROUND STATEMENT OF THE SIX CASES RETURNED TO INSTITUTION FOR ADMINISTRATIVE REASONS

Following is a background statement on the six cases which were resumed to the institution for failure to adjust to the program.

Case #8—House Breaking and Petit Larceny are prior offenses. Returned to institution for chronic drinking, being arrested for drunk by local police, cursing staff, poor money management.

Case #9—Criminal history shows four previous charges of Housebreaking. He was arrested on a charge of Unauthorized Use of Vehicle by local authorities on November 8, 1965, and received indeterminate sentence April 29, 1966.

Case #10—Criminal history shows disorderly conduct (2), Unlawful Entry, Larceny and Housebreaking. He was returned to the Youth Center for drinking, failure to abide by Center rules, and several instances of leaving Center without permisison.

Case #11—Prior record of Unauthorized Use of Vehicle (3), and Robbery (2). He was returned to the institution for failure to maintain employment.

Case #12—Prior record includes Larceny (3) and Incorrigible, Housebreaking, Robbery. He was returned to the Institution for threatening a female, physically assaulting her, and failure to return to Center at proper time.

Case #13—Has history of Attempt Housebreaking and Receiving Stolen Property. Resident was arrested on charge of Housebreaking while still in Center.

COST OF PROGRAM

Between August 10, 1965, when the Center opened, and July 1, 1966 the total cost to the Government amounted to $53,986. Of this amount, the D.C. Department of Corrections reimbursed the Federal Bureau of Prisons $40,489 in payment for care of D.C. Prisoners in Federal institutions.

ADDITIONAL INFORMATION AS JUSTIFICATION FOR ACCEPTANCE OF PROGRAM

In summary we feel available information demonstrated the merit of the Pre-Release Guidance Center. The program seems to be making a significant contribution to the development of an effective rehabilitation program. There is no doubt that the Pre-Release Guidance Center is a progressive step forward from traditional alternatives. Since the Pre-Release Center primarily services D.C. inmates, it seems obvious that the D.C. Department of Corrections could most effectively operate the Center. The Department can do this because it has the needed information and knowledge of its own inmates and should be responsible for them. Further, the organization will operate more efficiently when the supervision is handled by one organization rather than several.

SUPPLEMENTAL REQUESTS

WORK RELEASE AND MISDEMEANANT RESIDENTIAL WORK RELEASE PROGRAMS

Senator BYRD. You have another item?

Mr. SARD. Yes. There are really two items here, sir.

Senator BYRD. All right.

Mr. SARD. These are new. These are in the nature of supplemental requests. They grow out of the Federal Prisoner Rehabilitation Act, which was approved September of last year. It has developed then since the original budget was submitted.

This, sir, is some way akin to the type of program which we just spoke about, and which relates to the young offenders only. We have combined here two programs, one a work release program and a misdemeanant residential work release program. The work release program would be financed entirely by the District of Columbia. The misdemeanant residential work release program would be partially funded by the District and partially by the Law Enforcement Assistance Act.

PERSONNEL REQUESTED FOR WORK RELEASE PROGRAM

Now with respect to the first program, we have requested one GS–11 project coordinator, two GS–9 caseworkers, three GS–9 employment officers, three GS–8 busdrivers, one GS–6 administrative aid, and two GS–4 clerk-stenographers.

Now with that personnel, sir, we would continue hopefully to expand it. We have gone into business this past year on a rather experimental basis with no funds available for the purpose. We have attempted to do it on our own, and we have been able, sir, to place in employment up in the community some 30 inmates confined at our institution reservations, the District of Columbia workhouse and the District of Columbia reformatory. At the present time we bus them uptown and we return them in the evening. It is believed that there are a number of worthy inmates at our Virginia institutions, perhaps upward of 200 could be found.

Senator BYRD. At what institutions?

Mr. SARD. At our reformatory at Lorton and the workhouse at Occoquan. Possibly as many as 200. Right now we are able to bring up some 30.

Senator BYRD. How long have you been experimenting with this?

Mr. SARD. Well, we undertook this, the act was approved in September. We got a delegation of authority in February, and I believe we went in business in March. That is 7 months, sir.

PROBLEM OF COLLECTING INMATES AT END OF DAY

Under the expanded program, one of our problems, sir, is collecting these inmates at the end of the day. We have been parking our bus down in front of the District Building, and I don't know how we have been getting away with it but we have been doing it, and the men come from wherever they have been throughout the city to the bus. The bus collects them. They must be there at 6 o'clock for return.

Now in bad weather, their quitting time becomes different, it has been quite an involved matter of collecting these people. As a part of this program, we have asked for a shelter which I might say is somewhat like what a bus terminal would be, where we could do two things. We could collect the inmates at the end of the day and could carry on a job-placement activity.

Senator BYRD. You say there has been an involved matter of collecting these people at the end of the day. What do you mean by that? You say because of weather conditions. We haven't had any bad weather for a while except in the last 10 days.

Mr. SARD. Yes, sir. We have not operated during the winter months.

Senator BYRD. You haven't had any bad weather during the summer, have you?

Mr. SARD. No, sir; nothing but hot weather.

Senator BYRD. What do you mean when you say that this is an involved matter, collecting these individuals at the end of the day?

NEED FOR A SHELTER

Mr. SARD. Yes. Sir, this is related to the fact that their quitting times do not coincide. Some of their jobs may conclude at 4 o'clock. Some may be working in the evening hours and some may even have a late hour at night. This makes it difficult for a bus to be at a point where they will be picked up. The ones who get off, say 2 or 3 hours before the bus leaves must stand there on the street corners, and we thought it would be to the advantage of the program if we could have a shelter with benches where they could come and wait until the bus comes to pick them up.

Senator BYRD. Where would this shelter be, down at the District Building? You have been parking your bus down there.

Mr. SARD. I don't believe we could really locate there on a permanent basis, sir. Mr. McCallister has an item in his presentation, sir, to provide such a shelter. I don't know where we would find this type of place. It would be sort of a store front building with benches and maybe room for a caseworker to be situated.

FAILURES IN PROGRAM

Senator BYRD. Have you had any of these individuals escape?

Mr. SARD. Yes, sir, we have. There have been approximately 91 who have gone through this program as we have been conducting it at this reduced level, and as I say, about 30 are in the program now. There have been 12 failures who have had to be returned to the institution, and taken out of the program. Most of this is related to drinking. They failed to meet the bus. We have had one who was arrested. I think there was only one that was arrested, and he also was drunk and disorderly. He was taken to court and was given 60 days, which was added to his existing term.

Now, at the present moment once these failures occur, we take them back to the institution and they forfeit all of their available good time, whatever may have been earned to their credit. There is also a criminal penalty involved in this, and we have pending now before the U.S. attorney a number of these cases where we have asked for prosecution.

Senator BYRD. You have been experimenting with this you say?

Mr. SARD. That is correct, sir.

COST OF PROGRAM

Senator BYRD. What has been the cost of the project this far?

Mr. SARD. Well now, involved in the cost at the moment we have three individuals who are working part time, locating, developing jobs uptown, finding where jobs are for people of this sort, and placing them in the program.

We have another man detailed as a coordinator to help run the program, and then we have the cost of the busdriver back and forth to the city.

Senator BYRD. What about the boarding of these people?

Mr. SARD. Well, there is operating in the city, sir, an agency under UPO——

Senator BYRD. That outfit gets into everything.

Mr. SARD. Let me ask Mr. Nelson who is closer.

Have any of these men needed to be bonded?

Mr. NELSON. No, sir, none of the men who have been placed on work release to my knowledge have needed bonding. Bonding is available, however through the Department of Labor bonding program and also there is a corporation under UPO which provides the service.

Senator BYRD. Is there any program in this District of Columbia government that doesn't involve the UPO? Can anyone answer that question? Its tentacles run throughout the Government structure to the extent that apparently it gets involved in about everything.

Mr. SARD. Sir, the next item would not be involved with UPO.

Senator BYRD. That is not entirely a facetious question I assure you, but that is a little aside from your responsibility. Go ahead.

Mr. SARD. The next item is a misdemeanant program.

Senator BYRD. Let's talk about this a little first.

Mr. SARD. Excuse me, sir.

Senator BYRD. Why don't we supply for the record some facts so that the subcommittee can make a judgment in this matter.

Mr. SARD. We will be glad to.

EFFECT OF DISALLOWING FUNDS

Senator BYRD. What will happen if these funds are not forthcoming?

Mr. SARD. Are you asking me that question now?

Senator BYRD. Yes.

Mr. SARD. I think we couldn't expand the program. We would have to continue it maybe at this relatively limited level. I guess that would be the consequence.

DISPOSITION OF EARNINGS

Senator BYRD. What happens to the earnings of these men? Are they used in any way to reimburse for the costs?

Mr. SARD. Yes. Currently $2 a day is deducted from their earnings to be deposited to the general revenues of the District of Columbia. Other moneys have been sent home to the families.

Senator BYRD. Indicate for the record the amount of money that has been deposited to the account of the District of Columbia government, and also the amount of moneys that have been sent to the families.

REQUEST FOR BACKGROUND INFORMATION

Also give us some background on these 12 who failed to show up at the close of the day.

Mr. SARD. Yes, sir.

Senator BYRD. And also give us some information with regard to the criminal backgrounds of those individuals who are participating in this experimental project, and indicate the kind of employment that is being provided for these individuals. Give us the arrest record of those individuals. You need not identify them.

Mr. SARD. Yes, sir.

(The information follows:)

WORK RELEASE PROGRAM

1. *Additional facts* to aid the Subcommittee make a judgment in this matter.
2. *Background Data* on the participants including criminal background and kind of employment.
3. *Financial Data* which includes amount contributed to families, amount deposited to the account of the D.C. Government and amount paid in taxes.
4. *Background Statement on the 12 Failures*
5. *Cost of Project*
6. *Supportive Material*

1. ADDITIONAL FACTS

Work Release is the term used to denote the practice of allowing an inmate to work in the community during the day and return to the correctional institution at night. This approach is not new in origin, but has been an ever increasing penological trend during the past 8 years. Since Wisconsin first enacted Work Release legislation in 1913, 23 other states and the Federal Government have followed suit (see attachment No. 4). The advantages of this program are many. The major benefits, as stated by Senator Edward V. Long in an article in *Federal Probation*, are that: "it will give valuable experience in an actual work situation to a prisoner. . . . It will enable a prisoner to become a contributing member of society even before completion of his sentence. It will give the prisoner a practical way of demonstrating his ability and trustworthiness and help him to gain employer and community acceptance before he is released from prison. It will enable him to contribute to the support of his family. It will give the prisoner the self-respect which flows from self-support. It will give the Parole Board a means of "testing" a prisoner in the community before granting him a parole" (see attachment No. 1).

It is difficult indeed to find dissenters among those correctional professionals who have had actual experience with the program. Mr. George Randall, the former Commissioner of the North Carolina prison system and an innovator with this type of program, called it an "opening wedge for a major breakthrough in correctional administration." A major reason why Work Release has gained such widespread acceptance is that it benefits the community as well as the inmates. The inmate works, pays taxes, remits room and board payments to the institution, supports his family, and saves money toward his eventual release date. In his March 9, 1966 message to Congress on Crime and Law Enforcement in the United States, the President referred to the Prisoner Rehabilitation Act of 1965 as "the most significant legislative reform in modern American penology." In the early Fall of 1965 both Houses of Congress unanimously passed the aforementioned legislation which enabled the Federal Bureau of Prisons (and, by delegation of authority, the District of Columbia) to establish a Work Release program (see attachment No. 2).

From an administrative point of view, Work Release provides a creative correctional official with a positive alternative to complete incarceration. With relatively slight additional personnel, the administrator can assign some of the staff which would normally have been required to strictly maintain custody to a program to supervise inmates in a program, which is a positive step toward successful readjustment upon release. Under a sound Work Release system, the choice becomes one of containing within the institution, with limited treatment facili-

ties available, an inmate until his release date arrives or allowing him to participate in a program which, at least for part of the day, permits the inmate to regain the "feel" of normal living. Instead of remaining behind the walls and consuming the taxpayers' resources, he contributes to the community and thereby greatly reduces the normal expenses connected with incarceration. If an objective measure is used, the potentially substantial benefits of Work Release far outweigh the negligible budgetary expenditures involved.

The District of Columbia Department of Corrections has itself established a modest Work Release program. The Department firmly believes that an expansion of this program would constitute a major advance in its efforts to serve the community by rehabilitating those offenders committed to its custody.

2. BACKGROUND DATA

DCDC Number	Current offense	Prior convictions		Employment	Present status
		Felonies	Misdemeanors		
1. 88-626 [1]	Robbery	1	2	Rug cleaner	Removed.[1]
2. 146-595	UUV	0	1		Released.
3. 113-510	Robbery	0	27	Presser	Do.
4. 126-529	Possession of U.S. Treasurer's checks.	0	5	Signal system installer	Do.
5. 139-947	Housebreaking	0	1	Laundry	Do.
6. 153-288	Colliding (traffic)	0	0	Janitor	Do.
7. 109-955	Grand larceny	0	2	Construction laborer	Do.
8. 125-782	Assault with attempt to rape	0	1	Factory worker	Do.
9. 119-508	Destroying movable property.	1	2	Construction laborer	Do.
10. 120-483	Housebreaking	0	0	Barber	Do.
11. 102-179	Embezzlement	0	3	Hotel clerk	Do.
12. 120-247	UUV	0	4	Cook	Do.
13. 93-123	Grand larceny	2	4	Plumber	Do.
14. 39-164	UUV	3	2	Barber	Do.
15. 130-943	Robbery	0	0	Construction laborer	Do.
16. 128-316	do	0	0	do	Do.
17. 97-971	Robbery and ADW	0	1	Cook	Do.
18. 105-586	Grand larceny	0	3	Electrician's helper	Do.
19. 146-841	Assault, larceny, and unlawful entry.	0	0	Plumber's helper	Do.
20. 134-223	UNL/fraud. Check	0	0	Carpenter	Do.
21. 105-858	Robbery	1	0	Porter	Do.
22. 143-680	Assault, larceny, forgery	0	1	Bricklayer's helper	Do.
23. 100-593 [1]	Robbery	0	3	Bricklayer	Removed.[1]
24. 122-388 [1]	UUV	1	2	do	Do.[1]
25. 95-005	Robbery	0	3	Barber	Released.
26. 101-715	Attempted robbery	0	4	Auto mechanic	Do.
27. 96-216	Robbery	1	0	Shoe repairman	Do.
28. 125-497	do	0	2	Construction laborer	Do.
29. 123-376	do	0	3	Cafeteria worker	Do.
30. 144-310	Assault, larceny, possession of weapon.	1	1	do	Participating.
31. 107-931	Robbery	0	0	Painter	Released.
32. 78-633	do	0	0	Construction laborer	Do.
33. 137-334 [1]	Taking property without right, larceny, assault.	0	1	do	Removed.[1]
34. 55-718 [1]	UUV	1	1	Auto polisher (trainee)	Absconded.[1]
35. 124-933	do	0	1	Cafeteria worker	Released.
36. 91-957	Grand larceny	1	4	Service station attendant.	Do.
37. 137-458	Robbery	0	0	Construction laborer	Participating.
38. 128-687	do	0	1	Cabinetmaker	Do.
39. 48-176	do	2	3	Truckdriver	Do.
40. 118-845 [1]	UUV	1	3	Upholsterer	Removed.[1]
41. 69-446 [1]	Robbery	0	10	Presser	Absconded.[1]
42. 144-816 [1]	Attempted robbery	0	4	Porter	Removed.[1]
43. 111-152	UUV	0	6	Electrician apprentice	Released.
44. 131-222	Assault	0	0	Construction laborer	Do.
45. 117-453	Housebreaking	1	1	do	Participating.
46. 67-763 [1]	Petty larceny	2	0	Cafeteria worker	Removed.[1]
47. 115-591 [1]	Narcotics	0	4	Demolition laborer	Absconded.[1]
48. 106-233	Assault with intent to commit robbery.	1	2	Spray painter	Participating.
49. 116-844	Larceny	1	0	Plumber	Do.
50. 108-553	Assault with attempt to rape	0	1	Office clerk	Released.
51. 56-684 [1]	Housebreaking, larceny	3	2	Cafeteria worker	Removed.[1]
52. 130-317	Grand larceny	1	1	do	Participating.
53. 107-591	Housebreaking	1	1	Construction laborer	Do.
54. 93-470	Assault with a dangerous weapon.	1	0	Foundry worker	Do.

See footnote at end of table, p. 225.

2. BACKGROUND DATA—Continued

DCDC Number	Current offense	Prior convictions		Employment	Present status
		Felonies	Misdemeanors		
55. 98-013	Manslaughter	0	4	Receiving clerk	Participating.
56. 141-854	Assault with a dangerous weapon.	0	0	Construction laborer	Do.
57. 149-444	Embezzlement	0	1	Service station attendant.	Do.
58. 104-353 [1]	Escapee, robbery	1	4	Cafeteria worker	Absconded.[1]
59. 122-134	Robbery, larceny	1	1	do	Participating.
60. 87-983	Manslaughter	1	1	Construction laborer	Do.
61. 127-961	Housebreaking and larceny	0	1	Cafeteria worker	Do.
62. 81-836	Federal narcotic laws	2	2	Mechanic (trainee)	Do.
63. 131-725	Petty larceny	1	3	Construction laborer	Released.
64. 149-470	Abortion	0	0	Proprietor (laundress)	Do.
65. 103-547	Grand larceny	1	5	Laboratory technician.	Participating.
66. 4-474	Assault	0	5	Truckdriver	Do.
67. 133-738	Traffic violations	1	0	Construction laborer	Do.
68. 98-073	District of Columbia lottery laws.	0	2	Laundry equipment mechanic.	Do.
69. 136-709	Manslaughter	0	0	Cafeteria worker	Do.
70. 126-789	UUV	1	7	Stocking-loader	Do.
71. 133-446	Housebreaking	0	2	Carpenter's helper	Do.
72. 68-886	Mail theft and forgery	0	4	Painter	Do.
73. 143-334	Manslaughter	0	0	Oiler	Do.
74. 140-057	Assault with a dangerous weapon.	0	1	Counter clerk	Do.
75. 140-253	UUV	1	1	Upholsterer's helper	Do.
76. 117-633	Robbery	1	0	do	Do.
77. 117-355	Forgery	1	2	Clerk-typist	Do.
78. 98-413	Federal narcotic laws	1	2	Illustrator (general)	Do.
79. 120-191	Nonsupport	0	1	Truckdriver	Do.

[1] Unsuccessful cases.

3. FINANCIAL DATA

Of substantial significance is the financial contribution a Work Release Program can make as it continues to endure and expand. Even a program such as this, while still in the earliest stages of maturation, provides a measurable means of achieving financial independence and responsibility to its participants.

For example, while not all the participants actually have dependents, those who do have contributed $3,152.66 to their support as of August 31, 1966. In addition, arrangements are presently underway with the local Department of Public Assistance to coordinate a program of reimbursement for public assistance received by the families of participants. This is a difficult situation since a number of factors must be considered such as the always imminent possibility of removal for disciplinary reasons, loss of employment, inclement weather affecting certain unskilled jobs, etc. In any event it is the policy of Work Release Programs in general that all participants are obliged to meet their financial responsibilities.

Along these same lines, a phase of this program about to commence involving a charge of $2.00 per work day per man, in accordance with the established policy of the Federal Bureau of Prisons, should produce approximately $1,500.00 additional revenue for the District of Columbia in the month of October, 1966. In months to come, this figure will of course vary in direct proportion to the size of the program.

Other features such as $2,223.47 Income Taxes paid by the participants to date and personal savings in excess of $5,000.00 accumulated almost monthly by them collectively, further substantiate the value of Work Release.

4. BACKGROUND STATEMENT ON THE 12 FAILURES

The Work Release Program has not been without a relatively small percentage of failures (twelve (12) out of seventy nine (79), of which eight (8) were removed by institutional authorities for infractions of Work Release Regulation while four (4) absconded, three (3) for only a matter of hours. The following is a capsule summary of the incidents:

(1) #88-626: Subject entered the program on April 15, 1966, finding employment as a rug cleaner with a former employer who took a personal interest in him. He worked regularly and without any difficulty until his employer re-

ported on June 21, 1966, that subject had missed two consecutive Saturdays of work for the purpose of visiting with his family. Subject readily admitted this when confronted and was promptly removed from the program.

(2) #100-593: This subject entered on June 8, 1966 and after a brief period of employment as a construction laborer, was successful in securing work as a bricklayer (Union). His work performance was quite satisfactory and had he been able to continue, the job would have proven to be an enduring one. However, on August 10, 1966, he returned to the institution in an intoxicated state with another participant (see below) and was removed, placed in punitive segregation for a week with forfeiture of accumulated meritorious good time.

(3) #122-388: After entering the program on June 8, 1966, this youth initially worked as a construction laborer until frequent contact with the Union led to his securing a job as a bricklayer. Here again, we find a satisfactory working record continuing up until his difficulty (returning to the institution in an intoxicant condition) in the company of the participant discussed above (#100-593), on August 10, 1966. As above, subject was removed and placed in punitive segregation for a week with forfeiture of statutory good time.

(4) # 144-816: This participant entered on July 19, 1966, worked one day as a cafeteria worker, was discharged because of his poor attitude and remained on a non-active status until three job-interviews later when he resumed working in a similar capacity. Within two days, he had violated the regulations by returning to the institution under the influence of intoxicants (became boisterous and unruly) and physically challenged the authority of the restraining officers. He was immediately placed in punitive segregation, and later transferred to the Maximum Security Unit in addition to removal from the program and loss of statutory good time.

(5) #137-334: During his brief stint in the program (June 28 to August 12, 1966) subject worked a total of only three weeks on two different jobs and had six job-interviews for furlough as part of the effort to place him. He is an unskilled laborer whose attitude toward work left much to be desired. On the removal date, the youth returned to the institution in an intoxicated state, was boisterous and profane, physically resistant and had to be subdued. In addition to forfeiture of all statutory good time, he was placed in punitive segregation and later transferred to the Maximum Security Unit.

(6) #67-763: Having entered on Work Release July 20, 1966, subject continued to work fairly steady on one job (cafeteria worker) with his performance being rated as satisfactory by his supervisor. Nevertheless, his behavior away from the job was, for the most part, unsatisfactory due to his extreme negativism toward other participants as well as staff members. On May 3rd, 1966, he was placed in punitive segregation as he returned from work in an intoxicated condition and was using abusive language. In view of previous warnings and accumulative infractions, he was later transferred to Maximum Security Unit, in addition to removal and forfeiture of statutory good time.

(7) #56-684: This subject has been a source of difficulty since he entered the program on July 26, 1966. He experienced a good deal of difficulty finding employment, having been on eight furloughs, and was quick to blame Work Release for his misfortunes. Only one job, that of a cafeteria worker, lasted three days and accounts for time actually worked. On September 2, 1966, he departed from the institution under the pretense of starting a new job, this being discovered that same date. When confronted, subject readily admitted spending the day with his family and was promptly removed in addition to which statutory good time was forfeited.

(8) #118-845: This youth entered the program on July 14, 1966. During the period of his participating he worked at three different jobs; Upholsterer for three separate firms, 3½ weeks, 2 days and 1 month consecutively. The first two employers dismissed him for lack of ability, while on the last position, he was performing satisfactorily. On September 16, 1966, it came to our attention that he failed to report to work and spent the day with relatives. In addition, this youth had been warned about his failure to deposit his weekly wages in accordance with regulations. He therefore was removed and placed in punitive segregation for a week along with forfeiture of all statutory good time.

(9) #55-718: This subject participated in the program only one week during which time he was employed in an auto-body shop as a trainee auto-refinisher. Entering on June 29, 1966, he performed reasonably well and to the satisfaction of his employer. On July 8, 1966, he failed to meet the institutional bus and several hours later was found by police in an intoxicated condition. No formal

charges were filed and instead he was turned over to institutional authorities. Following his being returned to the Reformatory he was placed in punitive segregation and forfeited all statutory good time.

(10) #115-591: After entering on July 21, 1966, subject remained employed as a construction laborer only two days, absconding on the second day (July 23, 1966) by failing to return via the institutional bus. He remained out over night and returned on his own, July 24, 1966, reporting that he had spent the night with a female companion. He was immediately placed in punitive segregation and the F.B.I. was notified, whereafter formal escape charges were filed.

(11) #69-446: This youth commenced working on July 18, 1966, as a presser with a local laundry establishment. His failure to return to the institution on August 2, 1966, resulted in his being declared an absconder. On August 3, 1966, he returned on his own explaining he had spent the night with a female companion. Following his being placed in punitive segregation, the F.B.I. was notified and formal escape charges were promptly filed.

(12) #104-353: During the period of his participation (August 23, 1966, to September 15, 1966), subject worked as a cafeteria worker and had performed only marginally satisfactory. It had been suspected on at least one occasion that he might have been drinking; however, he was allowed to continue following a firm warning and several days in punitive segregation. On September 15, 1966, he failed to return to the institution and, as of this date, is still on abscondance status. The F.B.I. was notified and escape charges have been filed.

5. COST OF PROJECT

Between March 10, 1966 (the start of the Work Release program), and September 10, 1966, the salaries of those employees assigned to administer the program on its limited scale totaled $12,559.

6. SUPPORTIVE MATERIAL

Attached is pertinent supportive and explanatory material for both the concepts and merits of the Pre-Release Guidance Center and the Work Release program. These attachments are as follows:

1. Senator Edward V. Long, *The Prisoner Rehabilitation Act of 1965*, Federal Probation, December, 1965.

2. United States Department of Justice, Bureau of Prisons, *Questions and Answers About Work Release*, 1965.

3. Mr. Myrl Alexander, *What Life is Like in Today's Federal Prisons*, U.S. News and World Report, July 11, 1966. N.B. p. 99, 100.

4. List of states and foreign countries which have passed Work Release legislation.

[Reprinted from Federal Probation Quarterly, December 1965]

THE PRISONER REHABILITATION ACT OF 1965

(By Senator Edward V. Long, *Chairman, United States Senate Subcommittee on National Penitentiaries*)

Last March, President Johnson sent to the 89th Congress an important and historic message devoted exclusively to the crime problem in the United States.

As chairman of the U.S. Senate Subcommittee on National Penitentiaries, which is deeply concerned with improving the correctional process, I was particularly pleased that, in outlining the major goals of his message, the President made this point:

"We cannot tolerate an endless, self-defeating cycle of imprisonment, release, and reimprisonment which fails to alter undesirable attitudes and behavior. We must find ways to help the first offender avoid a continuing career of crime."

His message included significant proposals which, I am happy to say, became law during the 1965 session. Among these was the Law Enforcement Assistance Act which, among other things, authorizes a search for new ways to make the correctional process more effective.

The President also appointed this summer his Commission on Law Enforcement and Administration of Justice, and charged this body of distinguished citizens with the responsibility of finding answers to a number of specific questions relating to the growing crime problem. One of these questions was: "What correctional programs are most promising in preventing a first offense from leading to a career in crime?"

Our Subcommittee on National Penitentiaries had long been concerned with this very problem. We believe if society is to salvage offenders more effectively we must provide a wider range of facilities and more flexible procedures for their correctional treatment.

In the Subcommittee report of February 27, 1964, we had urged that the Attorney General give study to several suggestions introduced in our January hearings. The report also expressed the intention of the subcommittee to develop legislation which would adapt the principle of Wisconsin's Huber Law to the federal jurisdiction, and extend the halfway house idea to selected adult federal prisoners.

PROVISIONS OF THE NEW LEGISLATION

Early in the new year, Attorney General Nicholas deB. Katzenbach transmitted to Congress a legislative proposal "to facilitate the rehabilitation of persons convicted of offenses against the United States." It was designed to amend the provision of law which authorizes the Attorney General to designate where a convicted federal prisoner shall be confined and to transfer him from one institution to another. The new bill authorized the Attorney General to commit or transfer prisoners to residential community treatment centers, to grant them brief periods of unescorted leave under certain emergency circumstances or for purposes related to release preparations, and to permit them to work in private employment or participate in community training programs while continuing as prisoners of the institutions to which they are committed.

It was my pleasure to join with Senator Roman L. Hruska, the Subcommittee's ranking minority member, in introducing on April 23, Senate bill 1808, which incorporated these new techniques for rehabilitation of inmates of federal penal and correctional institutions. A similar bill, H.R. 6964, was introduced in the House of Representatives by Congressman Emanuel Celler, chairman of the Committee on the Judiciary, and hearings were conducted by a subcommittee headed by Congressman Edwin E. Willis of Louisiana.

The significance of the bill was made apparent by its inclusion in the legislative package requested by the Johnson Administration for an intensified national campaign against crime. The Attorney General described the measure as a greatly promising and practical way of helping to reduce crime.

He said:

"The procedures would help to provide the Department of Justice with much needed additional latitude in dealing with salvageable convicted offenders. The proposal reflects the growing trend in the correctional field to augment inherently limited institutional resources with potentially greater community resources. The Federal Government has exercised a leadership role in developing programs of correctional treatment and should be enabled to employ every promising procedure which will bring about the reduction of criminal behavior in the United States."

The new director of the U.S. Bureau of Prisons, Myrl E. Alexander, described the bill as the most important legislation affecting the federal prison system in the past 30 years. He considered its enactment the primary objective of his first year in office. He saw his goal become a reality when, after unanimous approval of both houses of Congress, the President signed the bill into law on September 10 (Public Law 89-176).

Mr. Alexander's evaluation of the bill's merit was shared by James V. Bennett, the Federal system's director for 27 years before his retirement in 1964, who testified for S. 1808 on behalf of the American Bar Association. George W. Randall, then director of North Carolina's prison system and now the director of the Oregon Division of Corrections, stated that procedures in North Carolina similar to those in the federal proposal had reduced the rate of recidivism and the population of the State prison system.

Over the past few years I have been privileged to visit many of the 35 facilities of the federal prison system, from the camps and halfway houses to the maximum security penitentiaries. I am convinced that the system operates some excellent programs and that the U.S. Bureau of Prisons has developed the technical competence to expand its correctional programs into the community with virtually no risk to citizens and property. Certainly if prisoners can be trusted at the open camps that I have seen in Arizona and the completely open Seagoville institution near Dallas, they can be selected with similarly skilled analysis for assignment to community-oriented programs.

I share the opinion of my colleague from Nebraska, Mr. Hruska, that the new act goes a long way in providing federal correctional officials with the authority

needed to achieve flexibility in dealing with prisoners and providing a new set of tools that will greatly assist the Federal Bureau of Prisons in its important mission of inmate rehabilitation.

The law contains three major provisions.

First: It gives the Attorney General the authority to commit or transfer prisoners to residential community treatment centers, more commonly called halfway houses.

Second: The Attorney General can grant brief periods of leave under emergency conditions or for purposes related to release preparations.

Third: The Attorney General can permit prisoners to work in private employment or to participate in programs of community training while continuing as inmates in the institution to which they have been committed.

RESIDENTIAL COMMUNITY TREATMENT CENTERS

The residential community treatment centers, to which the Act authorizes the Attorney General to commit and transfer adult prisoners, will be similar to the halfway houses now operated for juvenile and youthful offenders.

These centers, most of which I have visited, are located in Los Angeles, Chicago, Detroit, New York City, and Washington. The residents, who remain in custody of the Attorney General, work at jobs obtained for them in the surrounding community and receive counsel and such practical assistance as food and shelter while becoming reestablished in the community before being released on parole. The Attorney General states that, in contrast to a 50 percent parole violation rate among young people released directly from federal institutions into the community, the violation rate is not more than 30 percent among those paroled from the halfway houses.

Regardless of the efficiency and humanity with which a federal correctional institution may be administered, the daily life there is much different from that of the free community. The contrast is inherent and largely unavoidable. The result all too often is that when a prisoner has finished his sentence or is paroled, his abrupt release into the community immediately confronts him with a variety of problems that often shock and overwhelm him.

If part of the correctional treatment could be undertaken in the community, or if the inmate could be gradually reintroduced to community living, some of these problems could be resolved and he could become adjusted to others in such a way that he would not panic and revert to undesirable ways.

The problems of the released inmate are many. He needs to find a job, a place to live. He needs clothing and he needs food. In many instances he needs to find a way to become reassimilated as a member of a family that may have closed ranks while he was gone. He also faces the plight imposed upon him by his status as an ex-convict. These are all basic and crucial problems that really must be resolved in the community.

The authority provided by the new law gives the federal prison system a means to deal directly with them. The halfway house concept has proved to be an effective and important rehabilitative tool. The difficult transition from prison life to the work outside can be made more gradually, meaningfully, and under expert guidance and supervision in a way that optimizes the chances for a successful return to society.

There is in the new Act no provision restricting the use of such centers for prerelease purposes. Offenders may be committed to a community center at any time during their sentence—even directly from court when appropriate.

In effect, the new authority represents an entirely new treatment concept lying somewhere between probation and institutions and between institutions and parole supervision. It is a logical and inevitable evolution of the prerelease guidance centers now operated for juveniles and youths.

The establishment of residential community treatment centers for adult offenders will demonstrate to the states and cities what can be done in marshaling the resources of the community in the treatment of the offender. They will also do much in gaining public acceptance for this new treatment device.

Ultimately the new authority provided by the Act should bring the federal prison system into more cooperative relationships with the states than has any other development in the field of corrections to date. With the successful demonstration of this new treatment method, considerable encouragement to the development of such centers throughout the country will be provided.

Eventually, for example, qualified types of offenders convicted in the United States district court at St. Louis, Missouri, will be able to stay in St. Louis—at

a city, county, or state-operated center—to serve their sentences and work or obtain training in the community. Other offenders would get some education and training at a federal institution and then go back to the community treatment center where they would have a real chance to prove their worthiness for parole.

Other possible uses of the new authority are innumerable. Among the most obvious is the expanded use of community resources in the treatment of psychiatric and medical cases. Arrangements, too, could be made with universities to accept qualified inmate students on a full-time basis and use the authority of the new statute to pay for their room and board. The new authority might also be used to obtain traininng in the nursing profession for qualified female prisoners.

PERIODS OF LEAVE FOR EMERGENCIES AND FOR RELEASE PLANNING

The second major provision of the Act authorizes the Attorney General to extend the limits of the place of confinement for the purposes of enabling a particularly trustworthy prisoner to visit a dying relative, attend the funeral of a relative, obtain medical services not otherwise available, contact prospective employers, or fulfill any other compelling purpose consistent with the public interest. The Act establishes a maximum limitation of 30 days for such furloughs. Under the Federal Juvenile Delinquency Act and the Federal Youth Corrections Act youthful prisoners are already granted furlonghs for similar reasons. Such furloughs usually do not exceed 2 or 3 days and the authorization outlined in the Prisoner Rehabilitation Act will be used with equal conservatism.

The emergency or rehabilitation furlough plan is not new among other jurisdictions. Several states have commonly adopted the practice either by statute or administrative authority. The armed forces have such authority for military prisoners. A somewhat similar plan is also in common use in several European nations, particularly the Scandinavian countries, England and France.

Prior to the signing of the Act, an adult federal prisoner who was permitted to visit a sickbed or attend a funeral had to be accompanied by a federal officer. The transportation and other expenses of the officer were paid by the prisoner or his family. The authority contained in the Act relieves the prisoner or his family of unnecessary financial hardship in connection with such critical events.

This new provision of law was successfully implemented for the first time on September 28, when a prisoner at the United States Penitentiary at Atlanta, Georgia, made an unescorted trip away from the institution. The 35-year-old inmate, serving an 8-year sentence for violation of the Dyer Act, was permitted to make an unescorted visit to the bedside of his aged mother who was critically ill in Chattanooga, Tennessee. The inmate was met at the institution by members of his family at 7:00 a.m., and returned to the institution 12½ hours later, 35 minutes before his scheduled time of return.

The inmate commented that he was very glad to have taken part in the new program and to have been the first man to make an unescorted trip away from a federal institution. "I believe many other men in federal institutions will benefit from this program," the inmate added, "and that they too will be able to accept the responsibilities of making such a trip."

This is, of course, the most obvious use of the new authority. Ultimately, however, its most significant use would lie in other directions. For one thing, it could be used to add the finishing touches to an inmate's vocational training. There are many companies that run training courses in the use, repair and maintenance of their equipment. A qualified inmate could, for example, be sent to a motor company in Detroit to take a specialized mechanic's course lasting 2 or 3 weeks or more. The new authority opens the door to many new opportunities of this kind for training federal prisoners, opportunities that would not have been possible even a year ago.

Arrangements could be made with appropriate universities and companies to run specialized short-term courses from time to time for classes of inmates gathered from a number of federal institutions.

The furlough authority will greatly affect the work of the employment placement service of the federal prison system. It will permit prison officials to send prisoners routinely into the communities to look for jobs durig the weeks before they are released. The placement service would, of course, develop the necessary leads and arrange appropriate interviews. The entire Act will give the Employment Placement Service a more vital role in the program of the Bureau of Prisons.

The Attorney General has pointed out that the trust reposed in prisoners to travel unescorted for authorized purposes will do much to encourage and assist in their rehabilitation. The authority will be used judiciously and applied only to prisoners who do not present a threat to society. The new program involves no costs to the Government.

WORK RELEASE PROGRAM

Perhaps the most significant and far-reaching provision of the new law is that which authorizes the Attorney General to permit prisoners of demonstrated trustworthiness to work at paid employment or participate in training programs in the community. This is the provision which I consider to be the most valuable in reducing recidivism. Under the plan a prisoner may be authorized to work at private employment in the community during the daytime and spend his nights and weekends in the institution to which he was committed for service of his term of imprisonment.

Known popularly as work release, the system has a history in this country going back more than half a century. It has an equaly long record of success. It was first undertaken in Wisconsin in 1913 as the now widely known Huber Law. Adaptations of the work release plan are now authorized, primarily for misdemeanants, in 24 states, of which 18 have adopted the procedure within the last 8 years.

North Carolina pioneered in extending the program to felons in 1957. Since then, the State has had some 5,000 prisoners engaged in the program. They earned enough money to pay nearly $1 million toward the support of their families. State authorities believe the program has been a major contributing factor in reducing the number of repeaters among the prison population and in reducing the total inmate population of the State by 2,000.

The State of Maryland has had similar success with its program for felons. When first introduced in June 1963, the work release plan was restricted to otherwise eligible inmates "sentenced to terms of not more than 5 years." Last year the State legislature made it applicable to any inmate, regardless of his length of sentence. The state commissioner of corrections reports no complaints about the program. The state board of parole has, in some instances, recommended that a prisoner be placed in the work release program before a parole is granted.

An Amendment was added to the work release provision of the Act intended to insure that the plan will not contribute to local unemployment problems nor undercut locally prevailing wage standards and working conditions. Prison Director Alexander states that out of a total of approximately 22,000 sentenced federal prisoners, 1,000 to 1,500 may eventually be extended the work release privilege. This total will be distributed among many of the institutions comprising the federal prison system and will represent an insignificant fraction of the total free labor force either nationally or locally.

The work release provision of the Act also authorizes the Attorney General to collect from prisoners working at paid employment in the community such costs incident to their confinement as the Attorney General may deem reasonable.

While the work release plan does not require additional appropriations, the director of the Bureau of Prisons has suggested the need for several more employment placement officers to develop job opportunities for prisoners qualified for the work release privilege. The federal prison system currently has eight such officers engaged almost entirely in finding employment for prisoners being released from federal institutions on parole or at the expiration of their sentences. Additional placement officers are vitally important to the success of the new program in preparing released prisoners for entry into the free community.

A number of advantages of the work release plan can be seen. It will give valuable experience in an actual work situation to a prisoner trained in a federal institution.

It will enable a prisoner to become a contributing member of society even before completion of his sentence. It will give the prisoner a practical way of demonstrating his abiilty and trustworthiness and help him to gain employer and community acceptance before he is released from prison. It will enable him to contribute to the support of his family. It will give a prisoner the self-respect which flows from self-support. It will give the Parole Board a means of "testing" a prisoner in the community before granting him a parole.

The simplicity of the Act, and the discretion that it authorizes, represent an endorsement of the expertise, the experience, and the reputation of the federal prison system. With the authority provided, the Bureau of Prisons can do almost anything that will promote the rehabilitation of the offender. The only limitations will be the usual ones of funds, personnel, and public acceptance.

I am proud to have had a part in enactment of the Prisoner Rehabilitation Act of 1965. I am sure that within a relatively few years, it will change the entire character of the work of the federal prison system. It will in a very real sense break down the walls and provide a high degree of continuity in applying the resources of both the institution and the community to the treatment of the individual offender.

* * *

Do work-release procedures contribute to the rehabilitation of the offender? It has been suggested . . . that this needs to be empirically verified; however, the limited data available and reasoned inquiry suggest that work-release procedures should contribute to this end. Presumably the program should contribute to the maintenance and development of self-respect. The prisoner is paying his way and he is helping to support his dependents; this in and of itself should contribute to the development of self-respect and a sense of responsible citizenry. The strongly increased probability of having employment following release should contribute appreciably to the individual remaining a law-abiding citizen.

—STANLEY E. GRUPP.

U.S. DEPARTMENT OF JUSTICE, BUREAU OF PRISONS

QUESTIONS AND ANSWERS ABOUT WORK RELEASE

What is work release?

Work Release is a program under which inmates of Federal correctional institutions may be employed in nearby communities, returning to the institution at night. It is the most significant provision of the Prisoner Rehabilitation Act of 1965, signed into law by President Johnson on September 10, 1965.

What purpose does it serve?

Work Release lends itself to multiple uses: (a) As a prerelease tool, it provides opportunity to individuals who, in the judgment of the Classification Committee, need further transitional preparation for community life; (b) Specific training needs may be met through Work Release as complements to education and training at the institution; (c) Work Release may be an especially useful alternative to an Industries assignment or Meritorious Service Award for certain inmates whose families have serious dependency needs; (d) It is an effective way to accumulate savings for release, to make restitution and to pay legitimate debts, especially when such payments will free an inmate from overwhelming financial burden on the day of release. For any individual, the "purpose" may be a combination of the foregoing.

How will inmates be selected for work release?

Inmates *must* volunteer: Any inmate wishing to be considered for Work Release must apply on the prescribed form.

Custody: Full minimum custody is a prerequisite in all cases. Work Release will not be authorized for offenders identified with large scale, organized criminal activity or inmates serving sentences for violent crimes; nor for others whose presence in the community is likely to evoke adverse public reaction.

Physical condition: The candidate for Work Release shall be in good health, physically able to perform the proposed assignments and free from out-patient care that would interfere with full performance. This requirement should not preclude the use of Work Release as an unusual opportunity to aid a physically handicapped person in obtaining community employment consistent with his capacities.

Emotional and behavorial factors: Candidates with serious emotional or personality defects and those with histories of violent or assaultive behavior will be excluded. However, Work Release may be considered, under limited circumstances, for those who are mentally or emotionally handicapped when it is apparent that community employment will significantly aid their post-release adjustment.

Need: Work Release is not intended as a program or status to be made available summarily to all who may be technically "eligible." There must be indicated need for the opportunities and responsibilities which Work Release provides. This is a Classification Committee judgment to be related to the prerelease, family need or other individual circumstances for which Work Release is particularly appropriate. Further, it must be presupposed that the inmate will benefit from the experience. Decisions in cases of family need, restitution and debt payment must be based on investigation so that official records will establish the inmate's responsibility and verify that the claimed need exists.

Residence: Preference is given candidates whose residence is in the vicinity of the institution or for whom release plans in this vicinity are reasonable and appropriate. But this should not exclude others. A number of factors must be weighed carefully: (1) It can be expected that many inmates and their employers will want to continue their employment after release from the institution. (2) No community will tolerate its becoming a "haven" for felony offenders, even under supervision. (3) There are circumstances in which sound correctional treatment involves relocating an offender from a home or community situation that is untenable or lacking in opportunity. (4) The views and cooperation of the U.S. Probation Officers must be obtained where release supervision will be involved.

What types of jobs will Work Releasees be permitted to hold?

No general restrictions have been imposed on the kinds of Work Release jobs for which candidates may be considered. The expectation is that the job selected will be that which best fulfills the purpose of Work Release in each case, consistent with the fact that the employed inmate is still in custody. Good employment placement will give preference to jobs that are related to prior work experience, institutional training and are suitable for continuing post-release employment. The "break-even" point between wages and expenses will tend to eliminate temporary, part-time, and intermittent employment.

Each job offer is investigated to determine that it is bona-fide, is consistent with basic Work Release policies and will adequately fulfill the institution's objectives for the inmate involved. While Work Release employment neither constitutes nor implies a contractual agreement between an employer and the Government, it must be recognized that mutual responsibilities exist. These derive from the fact that, though employed, the inmate is still in custody and his Work Release status is for a purpose.

It is imperative that exploitation in any form or degree be avoided, either as it might affect the community or Work Release inmates. Specifically, the compensation of Work Release inmates will be no less than that of comparable workers and they shall not be employed under working conditions at less than acceptable minimum standards. Conversely, Work Release inmates shall not be employed as strike-breakers.

Within reasonable limits of convenience, Work Release jobs need not be restricted to "normal" work hours. When suitable transportation can be arranged, there should be no objection to shift work or overtime.

What if very few or no jobs opportunities exist within commuting distance of the institution?

Inmates may be recommended for transfer to an institution operating a Work Release program, so long as all other eligibility requirements for transfer are met.

Do Work Release inmates share any of the expenses connected with their employment?

Work Release inmates pay their share of transportation costs.

The Work Release inmate is outfitted with clothing suitable for the kind of work or other placement at which he will be employed. Work Release inmates purchase with their own funds all supplemental and replacement clothing. This may be purchased through regular institution Commissary procedures or directly from outside cash commercial sources.

Work Release inmates are not required or permitted to reimburse the institution for board, room and expenses of other services and facilities normally available to inmates in the institution.

They will pay taxes on earnings as would any other employee. Also they will pay the costs of membership in any type of organization, such as a union, where it is a condition of employment.

Inmates in Work Release status may not open charge accounts, bank accounts, or contract for installment buying except as authorized by the Warden.

If an inmate has no funds, is there any provision for advancing him money to get started at a job?

Inmates without funds may receive a cash advance, as authorized by the Warden from Commissary Loan Fund not to exceed $100.00 for the purchase of clothing and payment of other necessary expenses until the first pay check is received. The inmate shall make full reimbursement from subsequent earnings.

How will Work Release affect in inmate's activities in the institution?

While in the institution during non-work hours, Work Release inmates are entitled to participate in the same institutional activities as all other inmates housed in honor or pre-release units.

To the fullest possible extent, guidance and counseling services are made available to Work Release inmates. Often there will be special and immediate needs for such services arising from problems on the job and working conditions in addition to the usual range of personal and family matters.

Inmates in Work Release status live in specially designated quarters. Ideally, such a unit would be located outside the immediate security compound area. Where this is impossible, a special honor section is established.

What will happen if an inmate absconds from work or while enroute to or from the job?

All inmates admitted to Work Release status remain in technical custody of the Attorney General. Any inmate who wilfully absconds shall be considered to have escaped from custody.

Who will have authority to approve inmates for Work Release?

Only the Warden or Superintendent is empowered to admit an inmate to Work Release status and to remove him. These actions shall be on recommendation of the Classification Committee.

[From the U.S. News & World Report, July 11, 1966]

INTERVIEW WITH MYRL E. ALEXANDER, DIRECTOR, BUREAU OF PRISONS, U.S. DEPARTMENT OF JUSTICE—WHAT LIFE IS LIKE IN TODAY'S FEDERAL PRISONS

A revolution in the treatment of criminals now is under way in this country.

Rehabilitation, not punishment, is the byword. Guidance centers, offering psychiatric help, are being set up to speed release of criminals from prison. New job-training programs let inmates leave jail for part-time work or schooling.

How is this new approach working out? Can it really cut the rising crime rate? What about hardened or violent offenders?

For official answers, editors of "U.S. News & World Report" invited the man who runs the federal prison system to the magazine's conference room for this exclusive interview.

Q. Mr. Alexander, is the approach to the punishment of crime in this country being changed?

A. Yes, there are remarkable changes in the treatment of offenders.

Q. What kinds of changes?

A. There has been a change from the internal kind of prison orientation that was directed only to what goes on behind the walls. The new approach is oriented to the offender's release and adjustment to the community.

The old idea of keeping a man in prison for one year, or five years, or 10 years, and then—when some magic date occurs—turning him out as reborn hasn't done the job at all. Our high rate of repeating offenders shows that. A substantial part of all crime in this country—it is much higher than 50 per cent—is committed by people who have been in prisons.

Q. Is that the reason for the changes—that the old-fashioned prison wasn't doing society any good?

A. A major reason, yes. The old prison did prevent criminals from committing crime in the community during the time they were locked up. In terms of offenders' contributions to society after release, the traditional prison was

almost a failure. A great majority of habitual offenders really are doing life terms on the installment plan—in and out, in and out.

Q. Are you trying to do anything about this?

A. Yes. The orientation of correctional practices in this country is rapidly swinging toward the youth and young adults in our prisons. They're the ones with whom most may be accomplished. They're the ones who have 40 to 50 years ahead of them—either to live in crime, or to become producing members of society. It's toward these young people that attention is being directed.

Q. Are most of your prisoners young people?

A. The median age of the 21,000 federal prisoners is 29 years and six months So half of our offenders are under age 29½. Our psychologists report their mental age compares precisely with that of the general population.

Q. So they're as smart as the average American—

A. There are just as many who are mental defectives, just as many who are geniuses, and just as many who are normal.

Our psychiatrists find that diagnosable mental illness is present in about 15 percent of our federal prisoners. This means that 85 percent have no such mental illness. Educationally, our total federal prison population is four to five years behind the general population. And, of all offenders committed to federal prison last year, 92 percent had no employable skill. That gives you the pattern of the kind of people with whom we deal.

Q. Why do you think anything can be done with these people?

A. We remotivate them to continue with education and learn employable work skills. Emotional instabilities are treated by our psychologists and psychiatrists. Then, as the critical time of release nears, strong supportive control and supervision in the community is required.

To this end, four years ago we established four prerelease guidance centers as experimental facilities in Los Angeles, Chicago, Detroit and New York. These were for youthful offenders, primarily between 20 and 23.

Q. Are they what are known as "halfway houses"?

A. Yes. And for four years now we have been putting youths through these centers, in which they live from three to six months. The centers are staffed by trained vocational counselors and some of our most skillful correctional officers.

We have now had 1,400 young people go through these prerelease guidance centers. We are continuing to follow up on those who are released on supervision. The figures we now have show that 70 percent of those released in 1962 were successful under parole supervision for a period of two years after release. By contrast, the parole-violation rate for a similar period for prisoners who just went out to the community on the magic day of release, without having been through guidance centers, was about 48 percent.

Q. What is the main thing you have learned from this program?

A. The thing that stands out, perhaps above all others, is that, even though the youth's educational level has been raised, and even though, while imprisoned, he has been taught a trade or skill, he has all kinds of problems of adjustment when he leaves prison. He doesn't know what to do about the temptations of the tavern. He hasn't learned how to accept criticism of his work. Without the experience he gets at a guidance center, one of these fellows, if bawled out by a foreman on a job, more than likely will say, "I quit."

Most of these fellows have never met a decent girl. They don't know how to behave in relationships with girls.

At the prerelease guidance centers, whatever the problem may be that emerges in adjustment, the young offenders are under constant supervision with competent counselors to help them work out their problem. They receive day-to-day help from people who are interested in them. This is a primary reason for the substantially lower parole-violation rate among those who go through this two to six months of supervision.

Q. Besides the guidance centers, what else is new and different in your rehabilitation program?

A. We found that the kind of training we had been giving in institutions was not equipping people for actual life situations. For example, we were training cabinetmakers when the world needed bricklayers or skilled apartment-maintenance men. As a result, we have developed a whole new series of vocational-training programs.

In four of our institutions, we are training automated-data-processing programmers. Also, we are training card punchers, because there is a great demand for them. To be a programmer, a person needs an intelligence quotient of 110 and on up. A card puncher can have an I.Q. of 90.

In a number of places, we have established bricklaying schools, because there is a great need for bricklayers. In each of these instances, the bricklayers' union is working with us, not only with the training but in helping men find jobs when they get out.

Q. Have you had any resistance from other unions?

A. No. As a matter of fact, the law under which these programs operate requires, first of all, that these men are not to be put in a community where there is a high rate of unemployment; second, that they do not displace employed workers; and third, that we do it with the knowledge of the labor unions.

Q. You're talking now about your work-release program——

A. Yes. We use this, by and large, in the last few months of the sentence.

How does work release differ from halfway houses?

A. They are interrelated. Both help to build a bridge between the prison and the community. The law—passed last year—governing work release provides that inmates may go outside the institution for work, study or training, returning to the institution during nonworking, nonschool or nontraining hours.

Q. How many people are leaving prison each day for a period of work or training? What kinds of jobs do they take? Or, if they're studying, where do they go to school?

A. Out of 21,000 federal prisoners, approximately 550 are on work release. Their jobs vary from tire recapping to greenkeepers on golf courses, from laying brick to operating drill presses, from painting to plumbing. We have about 55 in junior colleges or universities.

Q. Do you pay for their schooling?

A. Under the law, we can for youthful offenders. At this point, we don't.

Q. Who pays, then?

A. They pay for it themselves, or earn it themselves. For example, we have two boys in a junior college in Texas, near Dallas, who are carrying a 16-hour course and working three hours a day at janitorial jobs. What they earn is applied to their tuition. These two boys made the dean's list last quarter.

Q. Many of your institutions are in smaller communities, where not many jobs are available. Do you permit people to go farther afield—to the nearest big city, for instance?

A. A man on work release can end up in a city, if he came from one. Let's take an example:

A boy who lives in Los Angeles will steal a car and get picked up in Denver. He's committed to our institution at El Reno, Okla. There he'll be educated by machine teaching methods and some other new methods. He may advance three or four grades within a period of six or eight months, achieving an educational level where he has the competency to begin vocational training.

At this point, dependent upon what the psychologists and industrial counselors determine to be his best skill, he may be transferred to our institution at Lompoc, Calif., let's say, to take vocational training in bricklaying or tile setting. Tile setting is an occupation in much demand in southern California.

When he has passed State tests and can be certified as an apprentice tile setter he'll be transferred to our institution at Terminal Island, Los Angeles, and begin work release in his home community under the supervision of that institution.

Generally, our policy is to return people for work release to the area nearest their place of residence, in which there is high employment, with jobs needing to be filled.

Q. Do some of these work-release people just walk away?

A. In the first four months of operation, of our first 500 on work release, we had 15 abscond. Of those, eight got drunk. All eight had histories of alcoholism. At that point, I issued directives to go slow on people with such histories. The work-release program for the stable nonalcoholic is too important to experiment on alcoholics.

Q. If these people are allowed out of prison for varying lengths of time, why keep them in prison at all? Does confinement make any sense under those conditions?

A. Yes, it makes very much sense. First of all, those on work release are in the last stages of sentence. They have received education or vocational training that they needed when they came in. Work release teaches them how to use—in an actual life situation—the training they have received in the institution.

WORK FOR OLDER PRISONERS

Q. Most of the changes you have described apply to the younger half of your prison population—those who seem to offer some hope of rehabilitation. What about the hardened criminals—the older offenders?

A. First of all, with the older offenders there now is a frank recognition that you do not easily change them. So we are concentrating on getting older habitual offenders put to productive work inside the institutions. We operate major federal-prison industries in most of our institutions, which produce goods solely for the use of the Federal Government.

We have all but eliminated idleness. The important thing is that the older offender is contributing. He's making shoes that go to Vietnam. He's making tarpaulins used over there. We're recapping tires used on military vehicles and airplanes. In one institution, we're retreading tank tracks.

But we have no illusions about the older offender. If a man does not drop out of the crime picture by the time he's in his mid-30s, the odds against rehabilitation are high.

I must confess that those of us in the prison business daily release people that we know full well are going out and commit crime again. But the sentence is up, and they go out.

Q. Do federal prisons get people who are convicted of armed robbery and burglary?

A. We get most of the bank robbers. One of our more notorious bank robbers wrote a book on bank robbery between sentences six or seven years ago.

I was walking down the corridor of one of our prisons recently and somebody said, "Hey, Mr. Alex! Times are getting tough." I said, "I know you without looking. How are you?" We talked a little bit, and I said, "How are things going?" And he said, "They're going to hell." I asked, "What do you mean by that?" He said, "There isn't anybody left who knows how to rob a bank. Look at all these kids coming in here—water pistols, all this stuff. They don't know how to listen to a lock drop. They don't know how to use 'soup' [nitroglycerin]. Times have gone to hell. By the way, could I go out on work release? I said, "You want to bet?"

HANDLING THE VIOLENT

Q. What about the rapists and muggers who make life dangerous for people on the streets?

A. We have very few persons in federal prisons for such crimes. These are typically State violations.

The violent, aggressive or assaultive offender is the target of special study and research. We need to know a great deal more about how to handle him. I doubt that his problems can be dealt with effectively in the traditional prison. The answer may well lie in special psychiatric centers, such as have been developed in Denmark.

Q. Can any prison system, federal or State, rehabilitate the really depraved and violent criminals, no matter how young they are?

A. We must recognize that there is a hard-core group of criminals who, in the present state of knowledge, cannot be changed by imprisonment. The prison does provide protection to the community by keeping these men locked up as long as the law allows. But we need to continue the search for ways and means to remotivate even this group.

Q. Is fear of certain punishment a deterrent to crime?

A. I have many doubts about the extent to which the fear of punishment deters people from crime. The assumption that this is the case has never been validated by any objective measure that I know of.

Most criminals believe that they can beat the game. Others act impulsively and immaturely, without regard for the consequences. Some commit crimes with the sure knowledge that they will be caught and committed. For them, consciously or unconsciously, the "flight into custody" represents a relief from the pressures of day-to-day existence.

Q. If the average criminal feels fairly safe from severe punishment, is he more likely to ply his trade?

A. Yes, of course.

Q. Many people still believe in capital punishment for certain crimes of violence. Do you think execution is the answer in some cases?

A. After 35 years in prison work, I have come to believe that execution solves no problems. It is a remant of those barbaric punishments which have since been abandoned. The Department of Justice favors abolition of the death penalty.

Q. Is there such a thing as a "criminal type"—a kind of person who would be a criminal in any environment?

A. I don't think there is a congenital-criminal type. There are those for whom delinquency can be predicted, even in the lower levels of school. It's at this point that the deprivations, the influences of the home or alley in which they live begin to appear. There has been some progress in this area of predicting.

But as for a criminal type, a congenital criminal: Unless there has been brain damage or something of that sort, I think that such a classification would not be accepted in our field or in those of the other behavioral sciences, such as psychiatry and psychology.

CRIME AMONG WELL-TO-DO

Q. You speak of deprivation as a factor in making criminals, but isn't it true that there has been an increase in crime—particularly in the suburbs—among youngsters from fairly well-to-do families? What accounts for that?

A. Deprivation can take a great many forms. Economic deprivation is one thing. Educational deprivation, cultural deprivation, emotional deprivation are others.

Of offenders who come from the middle class or the upper financial class, in almost every case there is a pattern of emotional deprivation accompanied by overindulgence.

I'll describe a case to illustrate my point:

I spent a couple of hours recently with a young man 25 years of age who is serving life for bank robbery. This young man's father is a successful businessman. The parents divorced when this lad was 6 or 7 years old. He was sent to the most expensive schools here and in Europe. He spent five years in universities. His dad paid for an apartment for him, furnished him with an expensive sports car, and gave him $1,000 a month spending money—with more if he needed it.

The boy got to be a gambler. He fell into the hands of gamblers. His dad bailed him out once or twice on gambling debts, but the boy decided, "The old man is going to get tired of this pretty soon." So he and one of the gamblers decided to stick up a bank.

They were nabbed right outside the bank—and now we've got him for a life sentence. He told me that his dad was going to hire a $10,000 lawyer to get him out of this. I got in touch with his dad and said, "Don't do it—it's going down the drain. Your boy is lucky he wasn't executed."

Q. Where was the deprivation in the case of this boy?

A. The indulgence of the father, and childhood and youth spent outside a home, had some very direct relationship to the kind of crime that he ultimately committed.

Q. Do you think the boy can ever amount to anything?

A. At age 25 and facing a life sentence—I don't know.

Q. Actually, what is a life sentence now?

A. In federal institutions, the man with a life sentence is eligible for parole at 15 years. The average length of time in prison is about 20 years.

But we have lifers who have been in for many, many years. I talked to one last week who has been in 31 years. He has made some very good superficial adjustments, but the psychiatric report pretty clearly indicates better-than-even probabilities that he would be dangerous if released. Even though he has adjusted to an institution, the probabilities of his release are nil.

Q. Is crime committed by youths from middle-class homes an increasing problem in an affluent society?

A. No. Offenders from the middle class are a very small proportion of our inmates. The incidence of crime and delinquency is far lower in the middle-class family.

Q. Is the number of federal prisoners going up?

A. No. We have 3,000 fewer now than three years ago.

Q. How does that happen when, over-all, crime is rising?

A. It's primarily due to the rising use of probation in federal courts. Last year, for the first time, more than 50 percent of all defendants in federal courts were placed on probation.

Q. So that more than 1 out of every 2 persons convicted of a federal crime didn't go to prison at all—

A. They didn't go to prison—they went on probation.

The second thing that is reducing our prison population is that, as new education and vocational-training programs have developed, the length of stay in prison has tended to be somewhat less than before.

Q. Do you mean that inmates get paroled faster?

A. Yes. The average time served by youth offenders has been reduced by a few weeks, over the past two or three years. Also, many adult offenders, committed under indeterminate-sentencing laws, are released somewhat earlier than would have been the case with definite sentences.

The parole board is attempting to return men to the community when they have shown that they are ready and have good possibilities of "making it" there.

Q. If 1 out of 2 convicted criminals goes on probation instead of into prison, and if those in prison get out earlier, doesn't this lessen the fear of punishment for crime? Could that be one cause of the rising crime rate?

A. As I said earlier, it is very rare that a person planning a crime calculates the consequences of his act, such as the probabilities of his receiving probation or parole, if caught and convicted. And no increase in failure rates of probationers or parolees has resulted from the greater use of these techniques.

How Prisons Evolved

Q. Weren't prisons set up in the first place to punish criminals?

A. The prison was created by the Quakers in the latter part of the eighteenth century in Philadelphia. Punishment of offenders up to that time was never by confinement. There were jails in which people were held awaiting trial and disposition. But the punishments usually were banishment by transportation to some place of exile, death, or mutilation.

The Quakers thought there should be some better method, and they concluded it would be far better to isolate offenders from society—put them in a room by themselves where they could, through introspection and reading the Bible and prayer, reach a state of penitence. So they called it a "penitentiary." Their theory was that, after a stated period of time, the offender would be penitent and, when released, would not commit offenses.

The trouble was that, as we know now, if you isolate persons long enough they'll blow their tops, and this is what happened. The initial Quaker concept of absolute isolation of every person in prison failed very early in Pennsylvania, but the prison idea itself swept all over the United States.

New York, at Auburn, developed the industrial-type prison, where prisoners began to produce revenue for the State rather than costing the State. In the South, there developed prison plantations and work gangs for the roads—the chain gangs. But it was the Pennsylvania system that went from this country throughout the world.

Then, in the latter part of the nineteenth century, a great reform movement began. The reformatory developed from it. That was the idea of an indeterminate sentence, with younger offenders going to school, or to work, or to military training. This was one of the early modifications of the prison idea. For the last 50 years there have been many other changes. Doctors were brought in to treat the prisoners—educators and vocational trainers. We've gone through several heydays of finding panaceas—the heydays of the psychiatrist, the psychologist, the social worker, and others.

But all of these up until recently were internally oriented, inside the prison. Now these disciplines and the resources of the community are oriented toward integrating the offender in society through carefully designed programs of control and supervision.

"A Basis for Optimism"

Q. The papers keep reporting about serious crimes committed by people who are on parole or on probation. What assurance do you have that your halfway-house and work-release programs won't add to this problem?

A. Our limited experience to date gives us a basis for optimism. Of course, it has to be a calculated risk. Most of the chiefs of police with whom we talk

would far rather have men coming out under this kind of very rigid control with gradual release.

There are certain offenses which we have administratively ruled out from work release—heinous offenses, violent offenders, notorious cases. These aren't the guys it's intended for. It's geared to the improved youthful or young-adult type of offender.

Q. First offenders only?

A. No. We get fellows who began by stealing a bicycle, then maybe another one. Then a fellow like that does time in a State training school or a reformatory, and we pick him up for interstate transportation of a stolen car at 21 or 22. He's far from being a first offender, yet he's far from being an old, habitual criminal.

Many young fellows of this type are responsive to our education and vocational-training programs.

Q. With all the changes, is discipline still fairly strict within prisons?

A. Yes, of course. Good order and control are essential in every institution. But the kind and degree of discipline required varies with the differing types of inmate populations.

For example, we have the Atlanta Penitentiary. Even there, some 25 or 30 men are "locked up within the lock-up of the lock-up." We have camps—a group of youthful offenders, of example, on Mount Lemmon just north of Tucson, Ariz., building recreation areas. We have a psychiatric hospital at Springfield, Mo., at which we have some of the most dangerous offenders possible—commonly called, I guess, the "criminally insane." The prison business is not one in which you say, "Well, everybody's alike in every situation." Our 36 institutions are widely diversified.

Q. Do you have any maximum-security institutions now, like the old Alcatraz Prison in San Francisco Bay?

A. Since Alcatraz was closed, we use Leavenworth and Atlanta for that type of offender, and some of them at the psychiatric medical center at Springfield, Mo. They pose problems, of course, but we're quite satisfied that our handling of these people is far better than it was in the days when we had Alcatraz.

We are now trying at Marion, Ill., which was built as a maximum-security institution, an education-psychiatric-industrial system with young offenders who present extreme behavior problems.

Q. What kinds of people are these?

A. Very difficult young fellows in their 20s who are strong-arm men around an institution. They go around shaking down lockers, stealing, trying to force weaker inmates into submissive or supporting roles—you know, demanding pay-offs under threat of beating up a weaker fellow.

We're moving this type to Marion, with the expectancy that we will develop very intensive psychiatric and educational programs. We're working with one university in this, and with the Public Health Service and the National Institute of Mental Health.

Surprisingly, I suppose, this is a group of prisoners in which there is a rich potential for change, because they are nearing an age when some offenders burn out—just get tired of this sort of thing. You know this is happening when they start to talk in terms of maybe getting out and getting married and settling down, or you see them begin to enroll for an education course or seek out the psychologist.

Q. In general, do State prisons lag behind the federal prison system in physical plants and up-to-date methods?

A. Well, we have 51 different systems and, of course, we have wide variations in problems, approaches and resources. The President's Commission on Law Enforcement and the Administration of Justice, under the leadership of Attorney General Katzenbach, is seeking ways and means to bring knowledge of modern correctional methods to all the States.

Q. Do good State prisons have the programs you're using?

A. Yes, in the main. For example, the work-release law actually goes back to the State of Wisconsin, which began using it in jails 15 years ago. Our ears perked up when we found that inmates sentenced to the county jail in Milwaukee earned three quarters of a million dollars a year on work release—and half a million of it was applied to support of their families, who otherwise would have been on relief.

North Carolina has now used it successfully for several years. A number of other States are moving to authorize work-release plans.

PRISONS THAT BREED CRIME

Q. Are prisons breeding places of crime?

A. It's true that some of them are. I am firmly convinced, after a lifetime in the work, that, in the old-style, tough prison filled with idleness, we breed far, far more crime than we do in those where there is work and where there are active training and education programs.

Q. Is prison life being made easier by programs of work release and other things related to rehabilitation?

A. Easy? There isn't an inmate in a federal prison today—unless he's an old geriatric case or is ill—who isn't working eight hours a day for a pittance, so to speak. We keep the monkey on their backs to show evidence of change and to accept responsibility.

It's not easy to be deprived of your liberty. It's not easy to face up to your own problems and your own weaknesses. I can't foresee the time when the biggest concern of every inmate is anything but "How do I get out of this place?"

People don't like to be in prison, and in many respects we're making it tougher. The demands are greater. You can't do time in federal prison by just lying around.

We don't have anybody knocking at our doors to get in, and I don't think that prison life is becoming easy.

STATES WITH ENABLING LEGISLATION FOR WORK RELEASE[1]

1. Wisconsin (1913)
2. Nebraska (1917)
3. West Virginia (1917)
4. Massachusetts (1950)
5. Virginia (1956)
6. California (1957)
7. Idaho (1957)
8. Minnesota (1957)
9. North Carolina (1957)
10. North Dakota (1957)
11. Wyoming (1957)
12. Arizona (1959)
13. Illinois (1959)
14. Montana (1959)
15. Oregon (1959)
16. Missouri (1960)
17. Washington (1961)
18. Michigan (1962)
19. Florida (1963)
20. Indiana (1963)
21. Maryland (1963)
22. Pennsylvania (1963)
23. South Carolina (1963)
24. Hawaii (1937)

SOME FOREIGN COUNTRIES WITH WORK RELEASE

1. Sweden (1937)
2. France (1948)
3. Norway (1958)
4. Denmark (1958)
5. Great Britain

MISDEMEANOR RESIDENTIAL WORK RELEASE PROGRAM

Senator BYRD. Now, with regard to the misdemeanor residential work release program.

Mr. SARD. The UPO will not be involved in this one, sir.

Senator BYRD. They will be before long.

Mr. SARD. We would join with OLEA in this undertaking.

Senator BYRD. What is OLEA?

Mr. SARD. It is the Office of Law Enforcement Assistance.

Very little, sir, has been undertaken to prepare the misdemeanant for return to the community. For the most part, they have been locked up in jail and then released. The effort here would be to determine whether or not we can provide a program which will more effectively meet the needs of society and the inmate.

[1] Dates in parentheses indicate when legislation was passed.

ITEM NOT PRESENTED TO HOUSE

Senator BYRD. Is this a new item? This wasn't presented to the House, was it?

Mr. SARD. This was not presented to the House, no, sir.

Senator BYRD. You are asking for five positions?

Mr. SARD. Yes, sir.

Senator BYRD. These would be senior correctional officers?

Mr. SARD. Yes, sir.

FUNDING OF PROGRAM

Now, the OLEA, sir, would pick up a major part of this. We would finance the five correctional officers in the program. The LEA would finance a GS–12 coordinator, a GS–11 caseworker, one GS–11 psychological social worker, and one clerk-typist, and the District of Columbia would finance the five correctional officers. Furthermore, the OLEA would supply the funds with which to rent a house, a halfway house similar to what we have just spoken about with respect to the youthful offenders. This was intended, sir, to be directed toward misdemeanant offenders of the District who have been committed for 1 year or less.

Senator BYRD. The work release program dealt with felons?

EXPERIMENTAL PROGRAM

Mr. SARD. That is correct, most of these young men have been convicted of a felony. We have had little experience with the short-term misdemeanant in this type of program. We must say it would be in some way experimental.

Senator BYRD. You have had no experience with the misdemeanant project.

Mr. SARD. That is correct.

Senator BYRD. And have you gotten any Federal grant yet?

Mr. SARD. No, sir. Before we could proceed with this, we were advised we should receive the authority, the permission of the committee of the Congress to utilize the funds in this manner, because it is something new that we have never done before.

Senator BYRD. I don't think we need to take any more time.

Mr. SARD. Thank you, sir.

Senator BYRD. If you have any additional statement you would like to present in writing you may do it.

(The following information was subsequently submitted:)

The Department of Corrections receives approximately 20,000 commitments each year sentenced for misdemeanor offenses. Over 80 percent of these man have been convicted of essentially non-predatory offenses. When we refer to the term non-predatory, we have in mind such offenses as public intoxication, disorderly conduct, traffic violations and non-support. In most of these cases there does not exist the usual criminal motivation for their acts. Furthermore, we have found that many of these individuals have at least made a marginal adjustment to society, in that, they are working fairly regularly and are supporting themselves and their families.

Confronted with these facts, the Department feels that some attempt should be made to carry out the sentence of the Court in a way that would penalize the offender for his indiscreet conduct without penalizing his family, his employer and society. Those inmates who fit the above mentioned criteria would be permitted to continue their employment, enabling them to support their family, meet their obligations to their employers and continue to pay taxes as well as con-

tribute two dollars a day for their lodging. At the same time program participants will be restricted to the confines of the Residential Center during non-working hours.

Since this is a pilot project, we will not really know how effective it will be until we try it. We will have made a significant breakthrough in the treatment of the misdemeanant if it works; if it does not, our risk has been small. These inmates are not basically a threat to the Community and may be returned to the institution if they do not adjust.

Attached is the full text of the proposal which was submitted to the Office of Law Enforcement Assistance.

JUNE 10, 1966.

Proposal title: Misdemeanant residential work release program: A research-demonstration project for the treatment of misdemeanant offenders committed to the District of Columbia jail.

Proposed grantee: the District of Columbia Department of Corrections, 300 Indiana Avenue, N.W., Washington, D.C.

Estimated duration of project: twelve (12) months.

Estimated O.L.E.A. funds required: $59,249.

MISDEMEANANT RESIDENTIAL WORK RELEASE PROGRAM

I. PROJECT GOALS

A. Nature of problem

During Fiscal Year 1965 the District of Columbia Department of Corrections received 20,867 misdemeanant commitments for service of sentence. These sentences ranged from one day to a year.[1] Even though the 20,867 yearly commitments for service of sentence do not represent 20,867 individuals, because many misdemeanants are committed to the Department of Corrections on more than one occasion during the year, this figure still represents a serious social problem. This problem, however, is not peculiar to Washington but is shared by all large municipalities throughout the country. More than a million such offenders pass through this nation's misdemeanant institutions each year receiving virtually no rehabilitative attention.

Many of these offenders who are arrested for minor crimes and sentenced to relatively short terms lose much more than three or six months out of their lives. They stand to lose their jobs, family ties and quite frequently their personal possessions.

Such incarceration frequently further deteriorates an already socially handicapped person and deprives family and dependents of his emotional and economic support.

Belton Fleisher has demonstrated very high correlations between unemployment and criminal behavior. The loss of a job adversely affects the offender's attitude during incarceration, making rehabilitation and custody more difficult. The concern the father has with placing the additional wage and emotional responsibilities on the mother only increases the problems of adjustment. The added burden, financial and emotional, that the mother must bear with the incarceration of her husband, tends to create additional anxieties which are disruptive to the emotional well-being of the child.[2]

The Gluecks[3] and other sociologists have pointed to the critical importance of the matrix of family relations in the prevention of delinquency in the child. Furthermore, two-thirds of the cases receiving aid to dependent children in the Department of Welfare are due to desertion, divorce or imprisonment of the father.[4]

There is danger, however, in concluding that misdemeanants are a homogenous group of offenders. In order to fully appreciate the diverse nature of the misdemeanant problem the annual commitments are broken down into five basic typologies which have somewhat common characteristics and needs.

[1] 64 of these commitments received consecutive sentences for multiple misdemeanant offenses and were serving total sentences exceeding a year.

[2] Belton Fleisher—"The Effect of Unemployment of Delinquent Behavior," Journal of Political Economics, vol. 71, pp. 543 through 555, 1963—See also, Manpower Report of the President, p. 63, 1966 and U.S. Department of Labor, the Negro Family, p. 38, 1965.

[3] Sheldon and Eleanor Glueck, "Unraveling Juvenile Delinquency," 1950.

[4] "The Public Welfare Crisis in the National Capital," Metropolitan Washington Chapter, NASW, Commissioner on Human Resource Washington Center for Metropolitan Studies.

1. *Chronic Alcoholic.*—The largest of the five basic categories of misdemeanants is the skid-row alcoholic who has been convicted of public intoxication. Of the 15,126 sentenced public intoxication offenders committed to the Department of Corrections during Fiscal 1965, it is estimated that 80% would be classified as chronic alcoholics.[5] Thus, approximately 58% of last year's misdemeanant commitments were classified as chronic alcoholics. Considerable attention is presently being focused on the chronic alcoholic in the courts of the District of Columbia since the Court of Appeals for the District of Columbia rendered its decision in the case of DeWitt Easter on March 31, 1966. This decision, in effect declared that chronic alcoholism was an acceptable defense for the charge of public intoxication, thereby negating further criminal process. It is anticipated that as a result of this landmark decision all chronic alcoholics charged with public intoxication will no longer be sentenced to the Department of Corrections, but will be civilly committed to the Department of Public Health for appropriate treatment in accordance with the provisions of the Alcoholic Rehabilitation Act of the District of Columbia.

2. *The Casual Intoxicant—Disorderly Conduct Group.*—The second largest category of misdemeanant commitments, 4,734 or 23% of the last year's total commitments, consist of 3,125 public intoxication offenders which are not classified as chronic alcoholics and 1,609 disorderly conduct commitments. Department of Corrections' studies indicate that the majority of this group were employed at the time of arrest and many had dependents for which they provided the sole means of support. For the most part, this group was making a marginal adjustment to the demands of society. However, by virtue of their indiscreet conduct in public and more ironically because they did not have ten dollars' collateral when arrested, were obliged to spend a brief but damaging period of incarceration.

3. *Traffic Offenders.*—The third most significant group were the 1,053 traffic offenders sentenced to the Department of Corrections which accounted for approximately 5% of the total annual misdemeanant commitments.

Departmental studies also indicate a relatively high rate of employment among this offender group. This group of offenders is in particular need of more effective and appropriate remedy for their incorrigible attitudes and behavior with regard to traffic regulations.

4. *Youthful Misdemeanant Offender.*—It is estimated that approximately 5% of the annual commitments are youth in their twenties serving sentences for such crimes as petit larceny, simple assault, weapons, etc. These young men are generally deprived, both educationally and vocationally, and because of their lack of preparedness are unemployed or under-employed. Since August of 1965, the Department in conjunction with the United Planning Organization has been conducting an employment program for youthful misdemeanants at the D.C. Workhouse which is financed by the Department of Labor. This demonstration project is designed to improve the youth's educational skills, his vocational attitudes and skills, and his social attitudes within the framework of his misdemeanant sentence. This program appears to be achieving favorable results with these young men and new techniques are being developed to deal with this particular problem.

5. *Chronic Criminal Offender Group.*—It is estimated that about 5% of the annual misdemeanant commitments are older, recidivistic, predatory offenders requiring intensive correctional treatment. Many of these offenders have actually committed felony offenses and have been able to negotiate with the prosecutor to plead guilty to a lesser offense. This practice is as widely used in the courts of the District of Columbia as it is elsewhere and it is known as "copping a plea" or "copping out." Anticipated development of a pending Department reorganization, is expected to provide for the accommodation of the chronic criminal type of misdemeanant.

B. Needs to be met

Implicit in meeting the needs of the misdemeanant offender is the concern for the changing role of the correctional institution in society. The latest trend in correctional work is community based rehabilitative programs such as the Work Release Program, Pre-Release Guidance Centers, and Half-Way Houses. The theory is that this type of rehabilitation is more effective, less costly, and not any more dangerous to the community, especially in the case of the misdemeanant.

[5] Reported by Dr. Sanford Billett, Chief of the Washington Alcoholic Rehabilitation Clinic.

In a recent review of work release programs for misdemeanants it was pointed out that at least 24 states and 11 foreign countries now provide some form of work release programs for prisoners.

The types of releases and terminology employed vary from state to state. Only three states currently extend their work release provisions to felons. Work release involves private employment concurrent with institutionalization and may be initiated in the beginning or early in the sentence of the prisoner.[6]

In essence, the solution to many of the misdemeanant problems boils down to finding some imaginative and effective means, other than incarceration, for motivating rehabilitation of the misdemeanant. Such a solution should permit him to retain his current employment, thereby reserving his job and providing the offender and his family with the continued flow of income. It would appear necessary to keep the offender in closer contact with his family to prevent its further deterioration. It is evident that there is a need to separate the casual offender from the chronic criminal type who has developed more obvious criminal patterns. A community treatment center also permits the individual offender to work out his problems in a realistic community setting and not in an artificial institutional atmosphere.

C. Target group effectiveness

It is anticipated that the Residential Treatment Center will accommodate 40 residents at any one time, and 320 men during a one year period. These 40 units will be arbitrarily divided among four specific types of misdemeanants, inasmuch as this is a demonstration research project. The results of the program should provide data to identify which type of offender responds most effectively to this kind of correctional treatment. The four specific target groups are as follows:

1. *The Casual Intoxicant—Disorderly Conduct Group.*—Of the group previously described under this typology only those who are readily employable, whose sentence exceeds nine days and who do not have a serious prior record, would be eligible for inclusion in the program. This group would fill approximately 15 of the 40 units at the Residential Treatment Center. Since the average sentence for this group is 45 days, approximately 120 men in this group will participate.

2. *Traffic Offenders.*—This group includes those traffic offenders who are serving sentences in excess of nine days, who are readily employable, and who do not have a serious prior criminal record. It is anticipated that ten of the units will be reserved for the traffic offender. Average sentence for traffic offenders is 30 days. Therefore, approximately 120 men in this category will participate during a one year period.

3. *Non-Support Cases.*—Each year the Department receives a relatively small number of men committed to the Department as a result of their refusal to support their family when ordered to do so by the Court. While numerically this does not appear to be a significant group, the Department feels that the Residential Work Release Center is particularly appropriate for their correctional needs and proposes to use five units for this type of offender. The commitment of such offenders so often is a futile gesture to which the court is obliged to resort in particularly stubborn cases. Incarceration, of course, interrupts the defendant's income thereby making it impossible for him to comply with the court order. It would seem that commitment to a residential work release center would provide sufficient control whereby the court order could be realized with minimum damage to those concerned. This would also make the defendant more accessible to his Juvenile Court Social Worker. Sentences in non-support cases average 45 days. Thus 40 inmates in this category will reside in the Treatment Center during one year.

4. *Situational Criminal Offenders.*—This group would include adult offenders convicted of the more serious misdemeanors when the circumstances of the case suggest the offender has not developed a regular pattern of criminal behavior. Eligible inmates will have been convicted of larceny, assault, weapons, or housebreaking and must not have been sentenced to longer than 60 days. Such offenders will have demonstrated at least marginal social adjustment and will not be seriously vocationally, educationally, or emotionally handicapped. Approximately ten units would be reserved for this type of misdemeanant. Since sentences in this group average 40 days, 90 men could participate in the residential treatment program during the course of one year.

[6] Stanley E. Grupp, Work Release and the Misdemeanant, Federal Probation, Vol. 29, pp. 6 through 12, 1965.

D. Objectives to be demonstrated or achieved

The goal of this demonstration research project is to determine if basically non-criminalistic misdemeanants which represent more than 80% of the annual misdemeanant commitments in 1965 can be more effectively and efficiently accommodated in a residential correctional treatment program specifically designed to meet their needs. The objectives to be achieved are:

1. Sustain bona fide employment of program participants.
2. Enable the inmate to continue support of dependents.
3. Enable the inmate to meet his financial obligations including the payment of taxes while serving his sentence.
4. Enable the inmate to improve family continuity.
5. Determine the economic feasibility of accommodating such inmates in a residential treatment center.
6. To prevent further criminal or anti-social conduct from occurring through avoidance of damaging and contaminating effect of institutional incarceration.
7. Modify attitudes of traffic offenders, first offenders and others to avoid further recidivism.
8. To assemble information about the personal problems of the four types of offenders as described in the target group.

II. PROJECT METHODS

A. How the project will be executed

Eligible candidates as described in the preceding section on target groups would be identified at the District of Columbia Jail and those eligible who volunteer would be randomly selected for available units within their specific target group. For the purpose of demonstration it is planned that there will be many more eligible applications for the project than there would be space at the residential center.[1] Therefore, those eligibles who apply and who are not assigned to the program because of the lack of space would constitute the control group which is necessary for the evaluation process.

It is essential that identification and assignment to the program be executed promptly in order to preserve job continuity, family organization and avoid prolonged incarceration. It is anticipated that such identification could be completed within 24 hours with transfer to the available vacancies at the Residential Treatment Center being accomplished shortly thereafter on a daily basis.

The proposed Residential Work Release Center differs somewhat from the traditional community treatment center. The size of most community treatment centers, where intensive treatment is required for the felony offender, is ideally considered to be approximately 20 to 25 men. In this proposal the size of the Residential Work Release Center is specifically set at 40 in order to demonstrate the economic feasibility of treating misdemeanant offenders in a residential community treatment center. Otherwise, the cost of operations would preclude the project from being a practical demonstration project. It should also be noted that the majority of these offenders in the program do not require intensive correctional treatment and many will not have had prolonged experience in correctional institutions.

Residents would remain within the confines of the Residential Work Release Center during non-working hours for the first four weeks of their sentence with the exception of trips to the community for the purpose of church or medical purposes. Residents will receive family and friends at the Center during special hours and in other ways conform to a code of conduct appropriate to misdemeants serving a sentence. After a specified period showing an acceptable record of behavior, the resident is permitted to leave the Center for family visits.

The three primary treatment approaches will be case work (a one to one treatment approach), group work (consisting of from 8 to 10 residents with a professional group worker providing guidance), and a family counseling approach (which will involve the resident, his family and the case worker). The number of individual and group counseling sessions would vary between one and three with a minimum of an hour per week depending upon the needs of the client involved.

[1] Except in the nonsupport category.

In addition to full time employment the residents are responsible for maintenance, cleanliness and general upkeep of the Center. Meals will be transported to the Center by truck from the D.C. Jail. Forty additional trays could be easily prepared from the kitchen at the Jail and the operational savings at the Residential Treatment Center would be significant. Recreational facilities such as television, record playing, pool tables, library, movies, ping pong, and work shops will be incorporated into the program.

Upon the expiration of the resident's sentence he will not be immediately thrust back into the community upon his own resources. The professional staff at the Center will make every effort to guide him to the necessary community services such as Neighborhood Development Centers, Department of Public Welfare, Health Department, Child and Family Services. Professional staff will be available for emergency services to former residents. Furthermore, for purposes of evaluation, the research staff will interview the former resident periodically. Finally his record with the Department of Corrections will be flagged so that upon subsequent re-entry the research and professional staff would be notified immediately.

B. Estimated time schedule and duration

It is proposed that the Project commence operation effective Oct. 1, 1966. Renewal of the project will be requested for an additional year and shall include such modifications as may be indicated from the experience gained during the initial year.

Assembly of the staff and leasing of the facility should be accomplished during the initial month. Full operation should be achieved during the second month.

III. FINANCIAL RESOURCES

	Expense to LEA	Expense to DCDC	Total
A. Personnel:			
1 chief, GS-12	$10,927		$10,927
1 caseworker, GS-11	9,221		9,221
1 Psychologist, GS-11	9,221		9,221
5 Senior correction officers, GS-7		$36,549	36,549
1 Clerk-typist, GS-5	5,331		5,331
Total, personal services	34,700	36,549	71,249
Personnel benefits	2,949	3,107	6,056
B. Travel and transportation of persons	600		600
C. Rent, communications, and utility services	21,000		21,000
D. Other services		3,500	3,500
E. Supplies and materials		17,117	17,117
F. Equipment		15,000	15,000
Total	59,249	75,273	134,522

IV. OTHER RESOURCES

A. Personnel

The Misdemeanant Residential Work Reelase Program will require the following staff:

1. *Center Director—GS-12.*—Incumbent will be responsible for directing and administering the Program. He will develop specific procedural guidelines, i.e., selection, orientation, visiting and furlough procedures. He will supervise all personnel in the project, and will report to the Assistant Director for Community Services in the Department of Corrections.

2. *Caseworker—GS-11.*—Incumbent will be responsible for the orientation of referrals to the program and conducting the treatment methods as previously described.

3. *Psychologist—GS-11.*—Incumbent will serve in a similar capacity as the case worker, but will have particular responsibility for psychometrics administered for research purposes and for leading group psycho-therapy. While this position could, if necessary, be filled by a case worker, it is believed that benefit will be derived through diversity of professional skills.

4. *Senior Correctional Officers—GS-7 (5).*—Five senior correctional officers are necessary to provide round the clock coverage 365 days a year. The correctional officer would assure that the Center is maintained properly, that needs are served and that good order prevails.

5. *Clerk Typist—GS–5.*—Serves as secretary to Director. Prepares typewritten material for entire staff. Maintains time and attendance records and orders supplies.

B. Program resources

The Department of Corrections is a co-sponsor of the Pre-Release Guidance Center in the District of Columbia. The Department is also cooperating with the Shaw Residence, a semi-private half-way house located in the District. These programs provide housing and recreational services and counseling for semi-paroled and paroled inmates who are being assisted in making a positive adjustment in the community setting. The Department of Corrections has just initiated a pre-release employment program which permits inmates to work in the community during the day and return to the institution at night. The Department is well qualified for carrying out this program. Additionally, plans are now being formulated for a cooperative effort with the Department of Vocational Rehabilitation. In carrying out this program, the Department has the cooperation of the United Planning Organization, the National Association of Social Workers, and the American Correctional Association. These programs will contribute to the ultimate success of this project, although full resonsibility rests with the Department.

V. CONTRIBUTION OF PROJECT

The project will be evaluated by the D.C. Department of Corrections' Institute of Criminological Research and will be reported and disseminated through professional journals, publications of the Department of Corrections, reports of professional meetings and newspaper publicity. The evaluation should reliably determine the effectiveness of new project techniques in correctional treatment which may be utilized for replication in municipalities throughout the country. In addition, the valuative material will be fed back to the program staff in order to increase their effectiveness involving, for example, necessary refinements of selective screening criteria and the like.

The evaluation will be based in part upon routinely collected administrative information but will also include special methodological techniques including interviews and experimental designs.

Mr. SARD. Thank you, sir.

Senator BYRD. Is there anything else? Thank you, Mr. Sard.

Mr. SARD. Thank you.

DEPARTMENT OF LICENSES AND INSPECTIONS

STATEMENT OF R. DONALD KINNEY, DEPUTY DIRECTOR, DEPARTMENT OF LICENSES AND INSPECTIONS; ACCOMPANIED BY MRS. LILLIA B. ROBBINS, CHIEF, OFFICE OF ADMINISTRATION; AND S. TUDOR STRANG

BUDGET ESTIMATE, HOUSE ALLOWANCE, AND RESTORATION REQUEST

Mr. HERMAN. The next witness is the Department of Licenses and Inspections, Mr. R. Donald Kinney.

The estimate for 1967 is $4,028,900. The House allowance is $3,907,500, a reduction of $121,400.

Senator BYRD. The restoration request is $54,422.

The amendment requested and justification filed in support thereof will be placed in the record at this point.

(The material follows:)

	1967 increases requested	House allowance	Senate amendment requested		
			Restoration	S. Doc. ——	Total
Positions	37	15	14		14
Amount	$378,278	$256,878	$54,422		$54,422

Analysis of amendments requested

Position (grade and title) or item	Number requested	Personnel compensation	Personal benefits	Other	Total	Deduct 1968 funding	Net 1967 request
Housing:							
GS–9 supervisory housing inspector	1	$7,479	$593	$520	$8,592	$4,032	$4,560
GS–7 housing inspector	12	75,228	6,132	6,240	87,600	40,704	46,896
GS–4 clerk-typist	1	4,641	355	468	5,464	2,498	2,966
Total	14	87,348	7,080	7,228	101,656	47,234	54,422

Restoration is requested of the GS–9 Supervisory Housing Inspector position. This position is required to supervise and review the work of the 11 Housing Inspector positions granted in the House bill. Presently there are 6 units of 12–14 men each. Efficiency and economy would be impaired if the present ratio of inspectors to supervisors was increased.

Restoration of 1 GS–4 Clerk-Typist position is necessary for clerical support to the staff of the Program and Planning Branch. Eight (8) additional Housing Inspector positions are needed for field Review. They are for the areas of the city which are stabilized by conservation inspections to prevent retrogression to their previous blighted conditions.

Also, restoration of 4 Housing Inspector positions are requested for an intensified rodent control program. Complaints concerning rodents and garbage control problems are constantly increasing. Further the presence of rodents in slum areas negates the effectiveness of housing and other social improvement efforts.

Comparison of 1967 request with 1966 operation

	1966 available	1967 House allowance	Restoration requested	1967 total
Program and Planning Branch:				
Supervisor	1			1
Assistant supervisor	1			1
Statistician	1			1
Statistical clerk	1			1
Clerk-typist			1	1
Field Inspection Branch:				
Area conservation:				
Supervisory housing inspector	3		1	4
Housing inspector	33	6	8	47
General code compliance:				
Supervisory housing inspector	3			3
Housing inspector	40	5	4	49

PREPARED STATEMENT

Mr. KINNEY. This is Mrs. Lillia Robbins of the Office of Administration and Mr. Tudor Strang, the Deputy Superintendent of the Housing Division.

I am substituting for Mr. Ilgenfritz, the Director of our Department and Mr. Strang is substituting for Mr. Mallon, the Superintendent of the Housing Division.

Senator BYRD. Let me suggest that your statement be placed in the record and let me ask two or three questions with regard to the positions that are being asked for.

(The statement follows:)

Mr. Chairman, I am aware of the need for the most stringent economy of operations. However, I am also aware of the very urgent need for an intensified housing improvement effort in the District of Columbia, particularly in the slum and deteriorating areas. Therefore, I am compelled to request restoration of $54,422 for 14 additional positions in the Housing Division.

These are:

1, GS–9 Supervisory Housing Inspector position to provide supervisory leadership for the 11 Housing Inspector positions allowed by the House Appropriations Committee.

8, GS–7 Housing Inspector positions required to augment the Field Review effort. Field Review is instituted in completed portions of Conservation Areas to conserve the improvements gained by conservation and code enforcement actions. This program precludes the necessity for a continuing round of Code Enforcement Programs by not allowing neighborhoods to return ot their former blighted and slum conditions.

4. GS–7 Housing Inspector positions needed to establish a Rodent Control Unit. The lack of effective rodent control is a major problem in the District of Columbia. The heaviest infestations are found in the very areas in which we are trying to improve housing standards. A great deal of time is being spent to educate the residents and owners in such areas to voluntarily improve housing conditions. The presence of rats in a neighborhood has such an adverse psychological effect that it makes it doubly difficult to motivate the residents to achieve better living standards by their own efforts. Moreover, the health hazard to the entire city is an important factor in considering the worth of such a program. The Housing Inspectors in Conservation Areas do take measures to eliminate rat harborages in and around the structures under survey. However, the problem is of such a proportion that it cannot be remedied on a day to day basis. There must be a planned systematic program on a city-wide basis carried out by Inspectors trained and skilled in this particular field. These Inspectors would also instruct residents and owners in specific areas and representatives of civic and governmental agencies in environmental sanitation and elimination of rodents and other pests.

Also, *1, GS–4 Clerk-Typist position* required for clerical support of the Program and Planning Branch. No such position has been requested for this Branch in prior years. Previously the Statistical Clerk has also performed general clerical and typing duties. The work of the Branch has more than doubled since its establishment resulting in a backlog of clerical work which impedes the Branch's effectiveness.

With your permission, I would like Mr. S. Tudor Strang, Deputy Superintendent of the Housing Division to give you detailed justification for the restoration of these positions.

POSITIONS REQUESTED

Senator BYRD. One GS–9 supervisor housing inspector position. Was this requested of the House?

Mr. KINNEY. Yes, sir.

Senator BYRD. It was?

Mr. KINNEY. It was.

Senator BYRD. How many GS–9 positions, such positions do you have now?

Mr. KINNEY. Six.

Senator BYRD. Now, what about the GS–7 housing inspector positions?

Mr. KINNEY. They were requested from the House, too.

Senator BYRD. And eight are being requested now?

Mr. KINNEY. Yes, sir; 12 altogether, 8 and 4.

Senator BYRD. How many did the House allow?

Mr. KINNEY. They allowed 11.

Senator BYRD. The House allowed 11?

Mr. KINNEY. Yes, sir.

Senator BYRD. Do I understand you to say you are asking for eight additional ones?

Mr. KINNEY. We are asking for 12 altogether, 8 GS–7 are required to augment field review and 4 for rodent control.

Senator BYRD. The House allowed 11 and you are asking for 12 more?

Mr. KINNEY. Yes.

Senator BYRD. Was the request for the 12 made before the House?

Mr. KINNEY. Yes, sir.

Senator BYRD. There was a request for one GS–4 clerk-typist position. Did the House allow any such new positions?

Mr. KINNEY. Yes, sir; one GS–4.

Senator BYRD. Was this position requested of the House?

Mr. KINNEY. It was.

Senator BYRD. I am not going to ask any further questions. Your statement will be placed in the record. Thank you, sir.

The subcommittee will recess for 5 minutes.

(A brief recess was taken.)

HEALTH AND WELFARE

DEPARTMENT OF PUBLIC WELFARE

STATEMENT OF DONALD D. BREWER, DIRECTOR, DEPARTMENT OF PUBLIC WELFARE; ACCOMPANIED BY WILLIAM GALVIN, CHIEF OF OFFICE OF INVESTIGATIONS AND COLLECTIONS

BUDGET ESTIMATE, HOUSE ALLOWANCE AND RESTORATION REQUEST

Senator BYRD. The subcommittee will resume. The next item concerns the Department of Public Welfare.

The estimate is $32,436,400; the House allowance is $32,115,500; a reduction of $321,000. The restoration request is $107,148.

The amendment requested and the justification filed in support thereof will be placed in the record at this point.

(The material follows:)

Public welfare, $107,148

	1967 increases requested	House allowance	Senate amendment requested		
			Restoration	S. Doc. —	Total
Positions	352	286	36		36
Amount	$4,225,717	$3,904,717	$107,148		$107,148

Analysis of amendment requested

Position (grade and title) or item	Number requested	Personnel compensation	Personnel benefits	Other	Total	Deduct 1968 funding	Federal funding	Net 1967 request
Planning and coordination:								
GS–5 secretary	1	$5,181	$437	$725	$6,343	$2,106	$1,586	$2,651
GS–12 assistant chief, research and statistics	1	10,619	807	1,290	12,716	4,285	3,179	5,252
Field administration: GS–12 safety manager	1	10,619	807	.....	11,426	4,285	2,857	4,284
Receiving Home for Children:								
GS–7 teacher	1	6,269	511	450	7,230	3,390	.....	3,840
GS–5 secretary-stenographer	1	5,181	437	725	6,343	2,809	.....	3,534
Administrative services, District of Columbia welfare institutions:								
GS–11 deputy administrative officer	1	8,961	692	450	10,103	4,826	.....	5,277
GS–5 secretary	1	5,181	437	725	6,343	2,809	.....	3,534
Administrative services, Children's center:								
GS–11 deputy administrative officer	1	8,961	692	450	10,103	4,826	.....	5,277
GS–9 accountant	1	7,479	593	725	8,797	4,036	.....	4,761
GS–3 clerk-typist	1	4,149	323	725	5,197	2,236	.....	2,961
GS–3 supply clerk	1	4,149	323	725	5,197	2,236	.....	2,961
Office of Investigations and Collections:								
Executive direction:								
GS–7 statistical clerk	2	12,538	1,022	2,548	16,108	4,068	6,443	5,597
GS–4 clerk-typist	1	4,641	355	763	5,759	1,499	2,303	1,957
Resources and courts:								
GS–9 R. & C. agent	1	7,479	593	840	8,912	2,422	3,565	2,925
GS–7 R. & C. agent	1	6,269	511	840	7,620	2,034	3,048	2,538
GS–4 clerk-typist	2	9,282	710	1,526	11,518	2,998	4,607	3,913
Evaluation and control:								
GS–11 unit supervisor	1	8,961	692	690	10,343	2,896	4,137	3,310
GS–7 analyzer-evaluator	2	12,538	1,022	832	14,392	4,068	5,757	4,567
GS–4 clerk-typist	1	4,641	355	763	5,759	1,499	2,303	1,957
GS–3 clerk DMT	1	4,149	323	1,138	5,610	1,342	2,244	2,024
Investigations:								
GS–11 supervisor	1	8,961	692	690	10,343	2,896	4,085	3,362
GS–9 investigator	4	29,916	2,372	3,360	35,648	9,686	14,259	11,703
GS–7 investigator	3	18,807	1,533	2,520	22,860	6,102	9,144	7,614
GS–9 evaluator	2	14,958	1,186	832	16,976	4,843	6,790	5,343
GS–4 unit clerk	1	4,641	355	763	5,759	1,499	2,303	1,957
GS–3 clerk DMT	2	8,298	646	2,276	11,220	2,683	4,488	4,049
Total	36	232,828	18,426	27,371	278,625	88,379	83,098	107,148

Planning and Coordination, $7,903.—Restoration of funds is requested for an assistant chief, research and statistics and a GS–5 secretary.

Restoration of a GS–5 Secretary is urgently needed by the Planning and Coordination Staff which has played a central role in the many program plans and projects newly organized this past year. Only one secretary was authorized for the staff of six professionals, and their pace of work has made it impossible for her to keep abreast of the many reports, surveys, statements, studies and other narrative and statistical materials which were prepared to meet the Department's needs and those of the Congress and the community. This position of secretary GS–5 will fill the large gap which now exists and remedy the costly and inefficient situation which prevails.

Restoration of funds for a GS–12 assistant chief of research and statistics to serve as a Welfare Research statistician is requested to obtain answers to the basic questions of motivations, actions, and reliable information about the social, economical, health, educational and other characteristics of its recipients and of the population groups which they represent. These are recognizably essential to the administration and supervision of the many and varied Departmental programs and services. Program plans, program decisions and program actions need to be reinforced by the background of reliable data about the people we serve. We must be able to develop trends to meet their needs with reasonable assurance that we know what factors are involved. The most prominent example of this need for information is precise data about the reasons why public assist-

ance recipients apply to the Department and the conditions which enable them, or cause them, to terminate such assistance.

Comparison of 1967 request with 1966 operation

	1966 available	1967 House allowance	Restoration requested	1967 total
Secretary-steno	1		1	2
Assistant chief, research and statistics			1	1

Field Administration, $4,284.—In 1964 President Johnson launched Mission Safety "70" with the objective of reducing employee injuries and accident costs thirty percent (30%) by 1970. The Department of Public Welfare is the only large District agency which does not have a full time Safety Manager and, therefore, is not permitted representation on the District Safety Advisory Committee. Restoration of this position is requested so that we can achieve the goals of Mission Safety "70".

Receiving Home for Children, $7,374.—Restoration of two positions—GS–7 Teacher, and GS–5 Secretary-Steno—is requested.

With the added emphasis during the past year on juvenile delinquency and youth crime, the population at the Receiving Home continues to remain high. The average daily population for fiscal year 1966 was 151, with a peak population of over 200. More significant, however, was the increase in the number of admissions. Admissions rose from 3,182 in fiscal year 1965 to 3,332 in fiscal year 1966. Despite all efforts to keep this population moving, the number of youth offenders placed and remaining in the Receiving Home continues to be high.

The teaching staff at the Receiving Home is made up of one principal and three teachers. This staff was provided for an average population of 90 youngsters. No additional teaching positions have been added since the population increased to an average of 151. In order to provide an educational program for youngsters of school age, an additional teaching position is needed. Even with four teachers, teacher-pupil ratio is too high—an average of one to thirty for full-day sessions, and one to fifteen for half-day sessions.

The lack of clerical services at the Receiving Home is very handicapping. There is one clerical position for a staff of 61, including nine professional and supervisory persons. The clerical work associated with admitting 3,332 children per year and furnishing information on their adjustment in the Receiving Home to the Juvenile Court represents a tremendous workload. In addition, the Social Work Supervisor, the Administrator, and his assistant must share one clerical person in keeping records, typing letters to agencies working with juvenile delinquents, and the correspondence that goes with operating a detention facility. Because of the lack of sufficient clerical staff, personnel on a much higher level spends a disproportionate amount of time in keeping records, typing, filing, and performing other clerical functions. They could be freed to spend more time in developing programs, working with youngsters, and supervising staff, if the routine clerical tasks were being performed by a clerical person.

Comparison of 1967 request with 1966 operation

	1966 available	1967 House allowance	Restoration requested	1967 total
Teacher	3		1	4
Clerk-steno	1		1	2

Administrative services, D.C. welfare institutions, $8,811.—Restoration of funds for a GS–11 deputy administrative officer and a GS–5 secretary is requested.

The Field Administrative Branch, D.C. Welfare Institutions, must handle the administrative support not only of D.C. and Junior Village, but at seven other locations in the city. Without a Deputy, the Field Administrative Officer is not able to make the on-site visits to consult with Institutional Administrators which are necessary in carrying out the requirements of the Controller. This

position is needed to assist the Field Administrative Officer in providing necessary support to approximately 1,000 employees and 2,000 residents of the institutions, as well as the care and maintenance of approximately $15,000,000 worth of buildings.

The Field Administrative Officer is the only such position in the Department that does not have a secretary. It is impossible for him to carry out the duties of his position without someone to take and transcribe dictation.

Comparison of 1967 request with 1966 operation

	1966 available	1967 House allowance	Restoration requested	1967 total
Field administrative officer	1			1
Deputy administrative officer			1	1
Secretary			1	1

Administrative services, Children's Center, $15,960.—Restoration of funds is requested for four positions—a GS–11 deputy administrative officer, a GS–9 accountant, a GS–3 clerk typist and a GS–3 supply clerk.

The Field Administrative Officer at Children's Center is responsible for the administrative support to all of the institutions located on the 2,000 acre reservation. This includes 1,000 employees and 2,000 residents and buildings worth approximately $18,000,000. The establishment of this position will permit the Field Administrative Officer to work closer with Program Administrators in carrying out the requirements of the Controller.

There is no trained Accountant in the Field Administrative Branch to handle the Children's Center $7,000,000 budget. This position is required to install an accounting system which will permit us better utilization of funds.

At the present time we only have one clerk-typist position. As a result, supervisors and skilled specialists are having to do their own typing to the detriment of the operation.

The Procurement and Supply Section at Children's Center has to handle all purchases needed to house and care for approximately 2,000 residents. This includes not only food, clothing, medical supplies, but all the materials needed to maintain approximately 85 buildings on 2,000 acres. This position is needed to relieve the staff of the heavy workload in this office.

Comparison of 1967 request with 1966 operation

	1966 available	1967 House allowance	Restoration requested	1967 total
Field administrative officer	1			1
Deputy administrative officer			1	1
Budget and accounting officer	1			1
Accountant			1	1
Budget and accounting supervisor	1			1
Clerk-typist	1		1	2
Supply clerk	1		1	2

Office of Investigations and Collections, Executive Direction, $7,554.—Restoration of three positions is urgently needed to provide the Investigations and Collections Officer with staff support able to quickly provide managerial data and surveys to properly direct and evaluate the activities, plans, and programs of the office. There are presently no persons in Executive Direction provided to gather managerial data and surveys required of the multiple activities of the office. The present organization of the Office of Investigations and Collections consisting of 148 employees engaged in divergent activities and preparing reports on which future actions not only of the Office of Investigations and Collections but the entire Department of Public Welfare are effected has no provision for staff assistance for such evaluation at any level of supervision except the direct supervisors themselves.

Comparison of 1967 request with 1966 operation

	1966 available	1967 House allowance	Restoration requested	1967 total
Statistical clerk			2	2
Stenographer-typist	2		1	3

Office of Investigations and Collections, Resources and Courts, $9,376.—The restoration of four positions is requested to cope with the increasing workload of the insurance reviews, claims, property reviews and CWD and Resource Referrals due to increase in these areas of activities as a result of Public Law 87-807.

These positions are also required to handle activities in connection with new programs in legal aid activities, reciprocity court actions, administration of small claims and the probating of all claims.

Comparison of 1967 request with 1966 operation

	1966 available	1967 House allowance	Restoration requested	1967 total
Unit supervisor	1	1		2
R. & C. agent	6	4	2	12
Secretary-stenographer	1			1
Clerk-typists	2	1	2	5

Office of Investigations and Collections, Evaluation and Control, $11,858.—At the present time an average of 800 PAD cases are requested, received, recorded and returned each month. Over 400 investigative reports are sent to PAD each month. An average of 300 case approvals are received each month. Approximately 400 schedules, 200 transmittal action sheets and 500 reports plus other statistical reports on Intake and Audit schedules containing 900 separate sections and involving the listing of approximately 600 names by case number are prepared each month.

The Evaluation-Control Section also controls individual credit checks, utility checks and automobile registration checks for the investigative staffs. These checks alone number hundreds of cases per month. In order to handle the increasing workload, restoration of five positions is requested.

Comparison of 1967 request with 1966 operation

	1966 available	1967 House allowance	Restoration requested	1967 total
Unit supervisor			1	1
Analyzer-evaluator	7		2	9
Clerk-typist	3		1	4
Clerk IMT			1	1

Investigations and Collections, Investigations, $34,028.—This additional unit of Investigators is necessary to expedite the completion of the audit of the 1963 caseload as initially envisioned and desired by the Congress. As of June 30, 1966, there were 1,545 AFDC cases still continually receiving Public Assistance which were on the rolls as of January 1, 1963, and 1,579 APTD cases still subject to Audit Review. Restoration of the additional staff is requested to audit these cases.

Comparison of 1967 request with 1966 operation

	1966 available	1967 House allowance	Restoration requested	1967 total
Unit supervisor	10		1	11
Investigator	77		7	84
Analyzer-evaluator	7		2	9
Clerk-typist	10		1	11
Clerk, DMT			2	2

PREPARED STATEMENT

Senator BYRD. All right, Mr. Brewer, what is your explanation for the requested increase? Would you like to give your attention to the items requested?

Mr. BREWER. Yes, sir. Mr. Chairman, I have a brief opening statement which I can present or submit for the record.

Senator BYRD. If you will submit it for the record.

(The statement follows:)

I appreciate the opportunity to testify on the Department of Public Welfare's request for restoration of selected amounts that were deleted by the House in its action on the District of Columbia Appropriations Bill, 1967 (H.R. 17636). In the Budget for fiscal year 1967, as submitted to the Congress in January of this year, the Department of Public Welfare requested a total operating budget of $32,436,400 and 3,294 positions, an increase of $4,225,717 and 352 positions over the 1966 adjusted base.

The House recommended $32,115,400 and 3,228 positions for meeting the operating expenses of the Department. This provides $3,904,717 and 286 positions of the increases requested; and is a reduction of $321,000 and 66 positions. We are requesting the restoration of $107,148 for six-month funding of 36 positions. After deducting $285,265 for savings due to the delay in the enactment of the Bill, our total request to the Senate is for 3,264 positions and $31,937,283.

The Department also requested $3,135,200 for Capital Outlay. The House approved $1,368,800—a reduction of $1,766,400. We are requesting restoration of $56,000.

During the past year the Department has been able through Congressional authorization and Federal grants to initiate and implement six new programs affecting needy families. Because of the significance of these programs and because of what I believe will be their future impact, I would like to enumerate them briefly.

Food Stamp Program.—Established July 1, 1965. This program, which is part of the Federal surplus commodity distribution program, enables low income families to purchase food stamps redeemable in grocery stores for food items. The cost of these stamps are based on the purchase requirements of the family as related to the family size and income. It has proved to be much more efficient from the standpoint of administration as well as more beneficial to the participants in that they can purchase more food at less cost to them.

Work and Training Opportunity Center (WTOC).—Established October 1, 1965. This program is funded through a $3 million grant from the Department of Health, Education, and Welfare. It provides basic training, on the job training, and employment placement for unemployed heads of households. As of July 31, 1966, 1,082 families representing 3,265 children were assisted in this program.

Temporary Assistance to Families of Unemployed Parents (TAFUP).—Established October 1, 1965. This program is for unemployed heads of Households while awaiting training or job placement. Through July 31, 1966, 753 families, including 2,256 children, were assisted.

Crisis Assistance.—Established October 1, 1965. Here we are able to help families meet specific needs such as rent, food and back utilities during periods of crisis, thus preventing further family breakdown which might otherwise require more long term assistance. By July 31, 1966, 869 families, including 2,970 children, had been helped through this program.

Family Emergency Service Project.—Established October 1 through a grant from the U.S. Children's Bureau. This provides funds and service for families and children known to the Child Welfare Division so that children can be returned more quickly to their families or better still eliminates the necessity of removing children from their families because of financial crisis. 633 families including 2,741 children were helped on this program through July 31, 1966.

Temporary Shelter.—Opened on October 1. This facility provides temporary shelter for families who are homeless. Families are not only given shelter, but are given help in finding other housing and crisis assistance if needed to get them reestablished. 236 families involving 831 children were cared for in this facility through July 31, 1966.

The establishment of these programs represented a tremendous increase in workload for the Department. They were, however, started on schedule and we have been able to make careful evaluation of them as they have developed.

I am convinced that while it is too early for statistical proof, we have been able to make a real headway in programs of a preventive nature. The Junior Village population showed 572 on the roll on September 29, 1966, with 561 in the institution as compared to 701 on the roll and 685 in the institution a year ago. We had 918 foster homes available in July 1966 as compared to 857 a year ago and there were 1,859 children in foster care as compared to 1,788 at the same time last year. This trend is continuing and I am confident will continue.

We believe that the new programs should be continued and expanded. This is reflected in our budget requests. The job placement and training program reflected in the budget will enable us to continue on a permanent basis a program for the unemployed tied in with the Federally financed training program but operated separately from our regular AFDC program. I am now convinced that this program can be kept in reasonable bounds and that we should take advantage of the Federal financial participation that would be available if grants could be provided on the same basis as other assistance grants and not limited to six months.

For those who must for various periods of time remain on assistance, I have requested staff in this budget to review the housing situation of our recipients so that we can provide more realistic rental allowance where the family is paying higher rent than now allowed, provided the housing meets reasonable standards of adequacy. The Welfare Council has developed this plan with the Department and is, simply stated, to assure that we do not pay more rent without improving living conditions.

I am asking for the restoration of 36 of the 66 positions disallowed by the House. Three of these are for the Central Office. Four are for D.C. Welfare Institutions; 4 for Children's Center; 25 for the Office of Investigations.

The restoration of these positions are to provide the necessary personnel to ensure proper direction of the programs at the Department level and to provide supporting positions in our institutions. The positions requested for the OIC are to help us keep current on the increasing workload carried by our Resources and Collections Unit and to expedite the audit review of the 1964 caseload as initially directed by the Congress.

I appreciate deeply the consideration and assistance this Committee and the Congress has given the Department. We have and will continue to make every effort to utilize these new resources efficiently and effectively.

Restoration Requested

Mr. Brewer. All, right, sir. As indicated by the chairman, we are requesting a restoration of $107,148 and 36 positions. The first item of restoration is two positions for our planning, program planning and coordination staff. This represents an assistant chief for research and statistics, and a secretary. This is the staff that is responsible for all of our statistical compilations and analysis. I am requesting restoration of this position so that we have staff available for analysis of our statistics, particularly in regard to the characteristics of the people we are serving, and also to make sounder projections in terms of our future workload.

Senator Byrd. What page is this on, Mr. Brewer?

Mr. Brewer. I am speaking from page F–53 and 54 I believe, sir. It starts on page F–52.

Assistant Chief of Research

Senator Byrd. Now the positions you are talking about?

Mr. Brewer. I was speaking to the position of the GS–12, assistant chief of research.

Senator Byrd. Yes, and was there a request made of the House?

Mr. Brewer. Yes, sir. This request was made to the House.

Senator Byrd. Are all these positions on a 6-month basis?

Mr. BREWER. All of these positions are on a 6-month basis. The total restoration request is on a 6-months basis.

Senator BYRD. All right, go right ahead.

GS–5 SECRETARY

Mr. BREWER. As I was indicating, for this unit I am also requesting the restoration of a GS–5 secretary. We have a heavy workload in this unit in terms of our reports and our special studies. Currently I have only one secretary for approximately six of the professional positions in this staff.

Senator BYRD. I assume you asked for this when you were before the House.

Mr. BREWER. Yes, sir. This was justified before the House.

Senator BYRD. How does one secretary serve six people?

Mr. BREWER. We have other clerical assistance in this unit. I am speaking of the secretarial level, which is a higher level of work, particularly for special studies.

Senator BYRD. That is a pretty big workload.

Mr. BREWER. This is not the only workload in that unit in terms of all clerical work. We have actually one clerk-typist, a statistical clerk, and one other secretary. This would be the fourth clerical position in the unit which totals 10 positions.

SAFETY MANAGER

Senator BYRD. Now the one GS–12 safety manager.

Mr. BREWER. The safety manager is for the administrative service unit. We are the only large district department that does not have a full-time safety manager. Of course, we operate many institutions. We have tried to, as far as possible, delegate this responsibility within our institution.

SAFETY MANAGER DUTIES

Senator BYRD. What are the duties of a safety manager?

Mr. BREWER. A safety manager's duties are first basically to provide education and direction to the divisions in terms of safety measures. Secondly, to make inspections to prevent safety hazards which are indicated, and to analyze our compensation claims to determine how we can improve our methods. For instance, in 1964, we had 226 employees involved in accident claims which amounted to about $36,000 in compensation and an undetermined amount of property damage.

Senator BYRD. Do you feel that a safety manager may cut this risk?

Mr. BREWER. I feel this very, very strongly. This is the only position I am asking restoration for in this area.

Senator BYRD. You have not requested this before?

Mr. BREWER. This has never been requested before.

Senator BYRD. This was asked of the House.

Mr. BREWER. This was asked of the House.

Senator BYRD. Now, what do you mean when you say this is the only position that you are appealing?

Mr. BREWER. Well, I was talking about the total headquarters operation, the two positions I just justified, and this one.

Senator BYRD. All right.

Mr. BREWER. I am talking about the central office category——

Senator BYRD. So these are three out of how many?

Mr. BREWER. For this total activity, that is the headquarters office, we requested 22 positions.

Senator BYRD. Out of 22 disallowed you are requesting these 3?

Mr. BREWER. No; I am sorry. We asked for 20; 15 were allowed; they disallowed 5.

Senator BYRD. So, you are asking for three of the five?

Mr. BREWER. I am asking for three of the five.

POSITIONS FOR RECEIVING HOME FOR CHILDREN

Senator BYRD. Now, at the receiving home for children?

Mr. BREWER. At the receiving home for children, I am asking for the restoration of two positions. This as you know is our detention home for children. We have budgeted over the years for an average population of 90, while our population has been running an average of 150. We requested a total increase of 22 positions. The House allowed 17 of these, and I am asking for the restoration of two of the five which were disallowed. The teacher is requested to provide coverage for the increased population, and the secretarial position is to relieve some of the counselors and other staff of clerical duties. I have only one secretarial position at the receiving home.

Senator BYRD. How many teachers do you have?

Mr. BREWER. At the present time we have three teachers and one principal. This would make four teachers and one principal.

Senator BYRD. For how many?

Mr. BREWER. The daily average population for the last fiscal year was 151, with peak daily populations of 200. For example in July the daily average population was 144.

DEPUTY ADMINISTRATIVE OFFICER FOR DISTRICT OF COLUMBIA WELFARE INSTITUTION

Senator BYRD. The GS–11 deputy administrative officer?

Mr. BREWER. That is for my District of Columbia Welfare Institution. I have requested this position in previous budgets and it was also requested in the House. This is in the Office of Administrative Services which handles for five of our institutions located in the city. These services include building maintenance, utility, upkeep, accounting, and basic budget work. The span of activity in these divisions is such that in my opinion I feel that the administrative officer should have a full deputy, so that he can give more of his time to advance planning and improvement of methods and in the development of refinements in our programs.

Senator BYRD. Does he need the GS–5 secretary?

PUBLIC ASSISTANCE DIVISION SECRETARY

Mr. BREWER. The GS–5 secretary is needed for the total operation.

Senator BYRD. And not just for the new deputy?

Mr. BREWER. No. The field administrative officer does not have a secretary. This position is for the field administrative officer and the deputy.

Senator BYRD. What is the salary on an annual basis of a GS–5?
Mr. BREWER. A GS–5 annual salary is now $5,181.

ADMINISTRATIVE OFFICER FOR CHILDREN SERVICES

Senator BYRD. You have a GS–11 administrative officer for the children's services?
Mr. BREWER. Yes, sir. This is requested on the same general basis as the one requested for the District of Columbia welfare institutions.
Senator BYRD. Has this been requested before?
Mr. BREWSTER. Yes, sir; this has been requested before.
Senator BYRD. And it was presented to the House?
Mr. BREWER. And it was presented to the House this time.

PROFESSIONAL ACCOUNTANT POSITSON

Senator BYRD. Now, the GS–9 accountant?
Mr. BREWER. We are asking for a GS–9 accountant. We do not have a professional accountant position at Children's Center. I am anxious to do more in the area of cost accounting. The Children's Center takes care of delinquents and the mentally retarded. We are trying to refine our accounting procedures, and we have been below ratio in terms of accountants at Children's Center as compared to our other field offices.

CLERK-TYPIST FOR BUDGET AND ACCOUNTING

Senator BYRD. You have a GS–3 clerk-typist?
Mr. BREWER. A GS–3 clerk-typist is requested to help in our budget and accounting area. I have only one clerk-typist in that area now.
Senator BYRD. And this was presented to the House?
Mr. BREWSTER. Yes, sir; this was.
Senator BYRD. All of these were presented to the House?
Mr. BREWER. All of these were presented to the House; yes, sir.

CLOTHING INVENTORY CONTROL

Senator BYRD. GS–3 supply clerk, you have asked for this before, have you not?
Mr. BREWER. Yes, I have asked for this before. It becomes increasingly acute because this position is required to provide the controls for my clothing inventory, and the direction of the clothing issuance. I have been using one of our seamstresses part time for girls' clothing issuance. We try to maintain these controls so that we issue the clothing from our central storage room to each of the three institutions.
We have been using the part-time services of a seamstress for girls' clothing issuance. I need a full-time position for this activity to serve two purposes. It would give me a little better control on my clothing issuance, and would also make the seamstress position available full time for mending and alterations.
Senator BYRD. Have you had any loss as a result of not having control?
Mr. BREWER. Well, I think we have loss because we are operating a total of 25 to 30 different living units at the Center, and the more clothing we have to store within these units, the more chance there is of

wastage.If you can distribute more often you do not have to carry as much of a supply within the living units. This includes our hospital and supplies for the mentally retarded and our infirmary as well as the older children in our institutions for delinquents

OFFICE OF INVESTIGATIONS AND COLLECTIONS PERSONNEL

Senator BYRD. In the Office of Investigation and Collections, why do you need three more persons under the Executive Director?

Mr. BREWER. We are asking for three positions in executive direction. In this total activity we have had, I think, an increase of only six positions in the past 5 years. Our collections have grown from over $337,000 in 1960 to over $900,000 this past year.

Senator BYRD. Do you think that three more positions will enhance this?

Mr. BREWER. Yes, this will again provide better controls and better reporting. This office is responsible for collections for the entire department, including everything from the home for the aged to the mentally retarded to the overpayments for public assistance. There is a great deal of statistical and clerical reporting that we try to keep as current as possible.

BACKLOG, OVERTIME AND COLLECTIONS

Senator BYRD. Do you have a backlog here by virtue of not having enough?

Mr. BREWER. We have a backlog and we put in considerable overtime in this unit particularly to meet our deadlines.

Senator BYRD. Would you elaborate on that backlog and indicate the amount of overtime put in?

Mr. BREWER. Yes, sir.

Senator BYRD. Put that in the record.

Mr. BREWER. We can put this in the record, sir.

Senator BYRD. And also, Mr. Brewer, let us have something on the amount of collections.

Mr. Brewer. Yes, sir.

(The information follows:)

OFFICE OF INVESTIGATIONS AND COLLECTIONS

The total overtime payments for the Office of Investigations and Collections for the fiscal year 1966 was $73,385 of which $40,927 was local funds.

UPDATED TABLES

Sentaor BYRD. You have been putting in tables in the past year. Would you submit for the record tables such as we requested annually for the past several years?

Mr. BREWER. Yes, sir.

Senator BYRD. You have them all?

Mr. BREWER. We have them, the tables that were submitted last year in the hearings are ready for the record.

Senator BYRD. They are being brought up to date. Put them in the record.

Mr. BREWER. Yes, sir.

(The tables follow:)

EXECUTIVE DIRECTION—BACKLOG

The following is a list by title of additional subject matters which should be written in the General Order series with the Investigations and Collections Officer designated as the Policy Officer:

1. Authorization to establish an "OIC Manual—Resources and Collections", and an "OIC Manual—Investigations".
2. Insurance
3. CWD Overpayments
4. Juvenile Court and Court Support
5. Collection procedures—OIC–DCV
6. Collection procedures—OIC–DTS
7. Collection procedures—OIC–CWD
8. Collection procedures—OIC–PAD

Collections—Backlog

2568 Accounts Receivable were two (2) months in arrears, on postings and statements, as of June 30, 1966.

2158 PAD Accounts Receivable were three (3) months in arrears as of June 30, 1966.

The following overpayment referrals had the following non-completed balances as of June 30, 1966:

	Number
Closed Non AEOP—prior 9–1–63	66
Closed AEOP—prior 9–1–63	6
New Closed Non AEOP	908
New Closed AEOP	207
New Active Non AEOP	352
New Active AEOP	142

The following additional referrals in the Collections Section had the following balances as of June 30, 1966:

	Number
Fraud Reviews	101
CWD Parental Support	277
CWD Maternity Care	3
CWD Pre Adopt	1
DTS Rel. Support	45
Trust Funds DTS	33
Trust Funds CWD	52
Estate Claims	3

1001 Overpayment Referrals to be computed with an approximate value of $186,000.00.

Backlog as of June 30, 1966

Resources—Backlog:	*Balance*
241's	320
Juvenile court referrals	562
Verification PAD resource referrals	106
Small claims referrals	36
Relative nonsupport referrals	12
Filing backlog 241's	200
Support agreements	300
Other activities:	
Outstanding awaiting answers	100
Outstanding assigned interest action	300

Investigations—Backlog (balance as of June 30,1966)

Evaluation section:

Cases to be scheduled for investigation	255 IR 2 AR
Investigative reports to be read and forwarded to PAD	113
Reports to Mr. Galvin on action to be taken by PAD	75
Intake cases approved but not yet received for scheduling	600

Field investigations (balance as of June 30, 1966)

Cases assigned for investigation:	
Intake, AFDC	249
Intake, GPA	63
Audit	213
Complaint	137
Location	1700
Cases not assigned for investigation:	
Audit, AFDC	1545
Audit, APTD	1579
Intake and audit replies pending from PAD since January 1963	404
Complaint replies pending from PAD since January 1963	156
Location replies pending from PAD since January 1963	346

Report to be completed

Intake AFDC/GPA activity report from December 1965
Audit AFDC/APTD activity report from March 1966

OIC—Intake Review Section Operations, July–December 1965

The Intake Review Section of the Office of Investigations and Collections (OIC) assumes full responsibility for the Intake Review phase of the program by initiating an examination of all approved Aid to Families of Dependent Children and General Public Assistance applications which have been approved by the Public Assistance Division, and making a thorough field investigation of 100 per cent of the approved applications.

By investigating approved applications immediately after their approval, this Section insures the validity of the information furnished by the recipient and minimizes the loss of appropriated funds to persons not entitled to assistance payments. The Section contributes to the efficient and economical administration of the Welfare Program and to the discovery of overpayments in assistance payments authorized.

STAFF

During this period the OIC Intake Review Staff was reduced to one Section of three units with a total of 21 Investigators. The balance of the staff was transferred to the Audit Review Section.

SOURCES OF CASES FOR INTAKE REVIEW

The purpose of the OIC Intake Review is to examine all approved applications in the Aid to Families of Dependent Children (AFDC) and the General Public Assistance (GPA) categories. Approved applications encompass all new applications, reapplications and transfers to the two categories.

Since the Public Assistance Division (PAD) does not make a consolidated li of approved applications, it was essential that an alternative method be devised to notify OIC which applications have been approved. OIC, PAD, Office of Research and Statistics, and the Field Administrative Branch, Family and Children Services (FAB–FCS), agreed to procedures which insures that OIC will be furnished knowledge of all approved applications subject to OIC Intake Review.

SELECTION OF CASES FOR INTAKE REVIEW

OIC requests PAD case records on all approved applications and assigns an OIC number to each case received.

All OIC numbered cases are reviewed and scheduled by the OIC Evaluator and Analyzer and forwarded to the investigation sections for full field investigations with the following exceptions:

A. Cases closed by PAD prior to OIC review and scheduling.

B. Cases where the OIC evaluators, through case record examination only, question the eligibility of the recipient for assistance, return the case record to PAD and PAD closes the case. This type of action is entitled OIC Desk Review.

C. Cases selected for Quality Control. If the recipient continues on assistance after the Quality Control is complete, the case is then investigated by OIC.

D. Cases where the recipient lives too far outside the Washington metropolitan area.

E. AFDC cases where the recipient is undergoing training at the PW Training Center and lives at the Center.

F. Cases where the recipient is a former patient of St. Elizabeths Hospital (GE), living in a nursing home (GH), incompetent (GI), or is seriously mentally disturbed.

G. Cases not in the purview of the Intake Review examination; e.g., in a category not being investigated in the Intake Review (OA, AB, APTD).

H. Cases which could not be investigated due to lack of investigative personnel. These cases are coded ERNI, RBNS, and NER.

Effective January 1, 1963, applications approved for AFDC and GPA were authorized for assistance payments for a maximum of two months. This time limitation has been removed and applications are now approved for a maximum of six months.

AFDC/GPA INTAKE REVIEW ACTIVITY

During the six-month period, July 1, 1965 through December 31, 1965, the OIC Intake Review Section activities were as follows:

A. Total AFDC/GPA activity

1. Twelve hundred and thirty-nine (1239) cases were received by OIC (Table I).

2. Twelve hundred and fifty-eight (1258) cases were assigned to field investigations but 18 were subsequently withdrawn because the case was no longer a type to be investigated. Reasons for not assigning the balance of the cases received are listed in Schedule I–B.

3. Field investigations were completed on 965 of the assigned cases and investigation reports forwarded to PAD for appropriate action.

In the prior three-month period, 457 reports were forward to PAD.

4. Final PAD decisions were received on 832 cases. There were 693 reports still at PAD awaiting PAD action at the close of the reporting period (Schedule I–D). This compares with 510 PAD final decisions received and 558 reports at PAD awaiting PAD action during the prior three-month period.

5. The 832 PAD final decisions received show that 379 cases (45.6 per cent) were closed subsequent to review after investigation, 51 cases (6.1 per cent) were closed subsequent to review by transfer to another category of assistance, eleven cases (1.3 per cent) had the assistance payment terminated, remaining open for service only, 391 cases (47.0 per cent) were continued on assistance in the AFDC/GPA categories. Only 25 cases (3.0 per cent) of the total decisions received showed no irregularities.

6. During the three years of OIC Intake Review operations, 4,102 PAD final decisions have been received. They show that 1,904 cases (46.4 per cent) were closed subsequent to OIC review, 167 cases (4.1 per cent) were closed subsequent to review by transfer to another category of assistance, 26 cases (0.6 per cent) had the assistance payment terminated, remaining open for service only, and 2,005 cases (48.9 per cent) continued on assistance in the AFDC/GPA categories. Only 231 cases (5.6 per cent) of the final decisions were reported as having no irregularities (Table V).

7. Table III shows the characteristics of the 430 cases closed in the AFDC and GPA categories in the six-month period. Fifty recipients were White and 380 were Negro. The average time on assistance was 6.4 months. The total monthly assistance payments were $50,796, an average of $118.13 per case per month. "Employed recipient" was the principal reason for the closings.

The approximate amount of money expended in assistance payments to recipients was $327,614.

8. Schedule III–A shows the flow of work on the 430 closed cases for the period July–December 1965. The average number of days from the date of the OIC report to the date of the last payment was 22 days. The average number of days from the date of the OIC report to the date the case was closed was 51 days. The average number of days from the date of the OIC report to the date PAD notified OIC of the PAD case decision was 110 days.

9. Schedule V–A shows the characteristics of 2,071 cases closed in the AFDC and GPA categories during the 36 months of OIC Intake Review operations. Two hundred and ninety recipients were White and 1,781 were Negro. The

average time on assistance was 5.5 months. The total monthly assistance payments were $235,365, an average of $113.65 per month per case. "Employed recipient" and "Employed AFDC parent in the home" were the principal reasons for the AFDC closings. "Employed recipient" was the main reason for the GPA closings.

The approximate amount of money expended in assistance payments to recipients was $1,292,180.

10. Table IV and Schedule IV–A list the characteristics and flow of work from July 1965 through December 1965 of the 11 cases in which the assistance payment was terminated but the case remained open for service only. Two of the recipients were White and nine were Negro. The recipients received assistance payments for an average of 5.5 months, the average payment amounting to $118.36. A total of approximately $7,204 was expended in payments to these recipients. The average number of days from the date of the OIC report to the date of the last payment was 21 days. The average number of days from the date of the OIC report to the date PAD notified OIC of the PAD case decision was 76 days.

AFDC/GPA SAVINGS, JULY–DECEMBER 1965

The average length of time an AFDC case is on assistance is 50 months. Using this average, the approximate amount of money that would have been expended on the 296 AFDC cases closed subsequent to review during this six-month period would be $2,033,250 instead of $269,402—a savings of $1,763,848—$1,058,309 Federal money and $705,539 Local money.

The average length of time a GPA case is on assistance is 12 months. Using this average, the approximate amount of money that would have been expended on the 134 GPA cases closed subsequent to review during this six-month period would be $121,572 instead of $58,212—a savings of $63,360 in Local money.

The total savings for the six-month period amounts to $1,827,208—$1,058,309 Federal and $768,899 Local money.

AFDC/GPA SAVINGS, JANUARY 1963–DECEMBER 1965

The approximate amount of money that would have been expended on the AFDC cases closed subsequent to review during the three year period would be $8,830,150 instead of $957,286—a savings of $7,872,864—$4,723,718 Federal money and $3,149,146 Local money.

The approximate amount of money that would have been expended on the GPA cases closed subsequent to review during the three year period would be $705,144 instead of $334,894—a savings of $370,250 Local money.

The total savings for the three year period amounts to $8,243,114—$4,723,718 Federal money and $3,519,396 Local money.

AFDC/GPA OVERPAYMENTS

During the six-month period, there were 475 overpayments reported, totaling $77,563—an average of $163.29 per overpayment. During the full three year period of operation, there were 1,027 overpayments totaling $162,705.00 an average of $158.43 per overpayment (see Table II).

CASELOAD STATISTICS

Schedule VI–F shows the AFDC caseload for Fiscal Years 1962 to date. The first random sample investigation (AFDC) of the Public Assistance caseload began in November 1961.

Schedule VII–F shows the GPA caseload for Fiscal Years 1962 to date. The GPA random sample field investigation was conducted in June and July 1962.

Schedule V–B shows the total PAD caseload for Fiscal Years 1962 to date.

B. AFDC activity

1. Nine hundred and fourteen (914) cases were received by OIC (Table VI).

2. Nine hundred and fifty (950) cases were assigned to field investigations but four were subsequently withdrawn. Reasons for not assigning the balance are listed in Schedule VI–B.

3. Field investigations were completed on 725 of the assigned cases and investigation reports forwarded to PAD for appropriate action.

In the prior three-month period, 329 reports were forwarded to PAD.

4. Final PAD decisions were received on 609 cases. There were 535 reports still at PAD awaiting action at the close of the reporting period (Schedule VI–D).

This compares with 349 PAD final decisions received and 418 reports still at PAD awaiting decision during the prior three-month period.

5. The 609 final PAD decisions received show that 295 cases (48.4 per cent) were closed subsequent to review, one case (0.2 per cent) was closed subsequent to review by transfer to another category of assistance, four cases (0.7 per cent) had the assistance payments terminated but the cases remained open for service only and 309 cases (50.7 per cent) were continued on assistance in the AFDC category. Only 16 cases (2.6 per cent) were reported as having no irregularities.

C. GPA activity

1. Three hundred and twenty-five (325) cases were received by OIC (Table VII).

2. Three hundred and eight (308) were assigned to field investigations but 14 were subsequently withdrawn. Reasons for not assigning the balance are contained in Schedule VII–B.

3. Field investigations were completed on 240 of the assigned cases and investigation reports forwarded to PAD for appropriate action.

In the prior three-month period, 128 reports were forwarded to PAD.

4. Final PAD decisions were received on 223 cases. There were 158 reports still at PAD awaiting decision at the end of the reporting period (Schedule VII–D).

This compares with 161 PAD final decisions received and 140 reports still at PAD awaiting final decision during the prior three-month period.

5. The 223 PAD final decisions received show that 84 cases (37.7 per cent) were closed subsequent to review, 50 cases (22.4 per cent) were closed subsequent to review by transfer to another category, seven cases (3.1 per cent) had assistance payments terminated but remained open for service only, and 82 cases (36.8 per cent) were continued on assistance in GPA. Only nine cases (4.1 per cent) were reported as having no irregularities.

CONCLUSIONS AND RECOMMENDATIONS

Because of the increase in the number of approved applications by the PAD Social Workers and no increase in OIC investigative staff, it was impossible to conduct field investigations on 100 per cent of the approvals. With the reduction of staff in the Intake Review Section which began in November 1965, the problem of field investigations became even more acute. By the end of the reporting period, the Intake Review Section was conducting field investigations on only 30 per cent of the approved applications.

In each of the reporting areas the per cent of ineligibles of cases investigated increased over the prior reporting period—in GPA by 4.3 per cent, in AFDC by 33.8 per cent and in the AFDC/GPA combined by 25.1 per cent. Because of these facts and because of the rate of ineligibility, I believe the OIC Intake Review Program should be staffed to conduct 100 per cent field investigations of all approved applications.

AFDC/GPA Intake Review, July–December 1965

Table I.—*Activity report*

	Number	Percent of number requested
Requested, July–December 1965 (schedule I–A)	1,468	88.3
Requested prior, not received	195	11.7
Total requested	1,663	100.0
Canceled prior to receipt	133	8.0
Balance	1,530	92.0
Not received	291	17.5
Total received, July–December 1965	1,239	74.5
On hand, June 30, 1965:		
With OIC evaluator	376	
Quality control	1	
Pending RC–115 by evaluators	3	
Pending RC–115 by investigators	5	
Still under investigation	357	
Desk reviews at PAD	7	
	743	
Total received and previously on hand	1,982	

	Number	Percent of number received and previously on hand
Total received and previously on hand	1,982	100.0
Not assigned for field investigation (schedule I–B)	724	36.5
Action completed	278	
Action pending	446	
Assigned for field investigation	1,258	63.5
Assigned, July–December 1965	901	
From prior period	357	
Assigned, withdrawn	18	.9
Balance	1,240	62.6
Still under investigation	275	13.9
Field investigation completed (schedule I–C)	965	48.7

Schedule I–A.—*Approved and requested*

1965	Approved	Requested	Not requested
July	234	195	39
August	293	168	125
September	263	312	−49
October	288	163	125
November	242	478	−236
December	254	152	102
Total	1,574	1,468	106
Previously approved, not requested	416	0	416
Previously approved, requested, not received	195	195	0
Total	2,185	1,663	522
Canceled prior to receipt		133	
Requested not received		291	
Received current period		1,239	

SCHEDULE I–B.—*Reasons not assigned for field investigations*

Reasons not assigned for field investigation	Number	Percent of total
Subsequent to OIC numbering:		
Found to be—		
ERNI	138	
RBNS	30	
NER	1	
Closed prior to review:		
Mental health	7	
Subsequent to Jan. 1, 1963	65	
Open for service only	1	
By transfer to another category	21	
PWTC	5	
Out of the District of Columbia	5	
Payment terminated, open for service only, desk review	1	
Closed by evaluator's desk review	4	
Action completed	278	38.4
Pending:		
Quality control	2	
Pending RC–115 by evaluators	4	
Pending RC–115 by investigators	5	
Not yet scheduled by evaluators	430	
Eligibility questioned by evaluators, desk reviews at PAD	5	
Total pending	446	61.6
Grand total not assigned	724	100.0

SCHEDULE I–C.—*Investigations completed by months*

1965	Field	Desk	Total
July	170	0	170
August	170	0	170
September	180	2	182
October	157	1	158
November	174	0	174
December	114	1	115
Total	965	4	969

SCHEDULE I–D.—*Disposition of PAD final decisions*

	Number	Percent of total PAD decisions received
At PAD for decision, June 30, 1965:		
Field investigations completed	551	
Desk reviews	7	
Subtotal	558	
Forwarded to PAD, July–December 1965:		
Field investigations completed	965	
Desk reviews	2	
Subtotal	967	
Total	1,525	
Returned from PAD: Desk reviews	0	
Balance	1,525	
Reports still at PAD awaiting decision:		
Field investigations completed	688	
Desk reviews	5	
Total	693	
PAD final decisions received	832	100.0
Field investigations	828	
Desk reviews	4	
Disposition of PAD final decisions	379	45.6
Closed subsequent to review:		
Field investigations	375	
Desk reviews	4	
Closed subsequent to review by transfer to another category	51	6.1
Field investigations	51	
Desk reviews	0	
Payment terminated, open for service only	11	1.3
Field investigations	11	
Desk reviews	0	
Continued on assistance AFDC/GPA	391	47.0
Payment adjusted (GA)	150	(18.0)
Administrative action	216	(26.0)
No irregularities	25	(3.0)

SCHEDULE I–E.—*Reports at PAD awaiting decision*

Reports at PAD awaiting decision as of Dec. 31, 1965:	
Field investigations completed	688
Desk reviews	5
Total	693

The reports at PAD awaiting decision were submitted during the following months:

	Field investigations	Desk reviews	Total		Field investigations	Desk reviews	Total
1963				*1965*			
April	3	0	3	January	6	0	6
May	1	0	1	February	8	0	8
June	1	0	1	March	22	1	23
July	3	0	3	April	20	0	20
November	1	0	1	May	24	1	25
1964				June	36	0	36
January	1	0	1	July	30	0	30
March	1	0	1	August	51	0	51
April	5	0	5	September	87	0	87
June	0	1	1	October	107	0	107
July	2	0	2	November	143	0	143
August	3	0	3	December	113	0	113
September	3	1	4	Total	688	5	693
October	5	1	6				
November	5	0	5				
December	7	0	7				

TABLE II.—*AFDC/GPA overpayments*

Overpayments reported in the PAD final decisions received were as follows:

	Total	AFDC	GPA
Number	475	344	131
Amount	$77,563	$61,379	$16,184
Average	$163.29	$178.42	$123.54

Overpayments reported in the PAD final decisions received January 1963 through December 1965 were as follows:

	Total
Number	1,027
Amount	$162,705
Average	$158.43

TABLE III.—*Characteristics of closed cases, July–December 1965*

	Total	AFDC	GPA
Total	430	296	134
A. White	50	21	29
Negro	380	275	105
B. Months on assistance	2,731	1,961	770
Average months on assistance	6.4	6.6	5.7
C. Total monthly payments	$50,796	$40,665	$10,131
Average monthly payment	118.13	137.38	75.60
D. Approximate amount of money expended in assistance payments to recipients	$327,614	$269,402	$58,212
Estimated Federal share	161,641	161,641	
Estimated local share	165,973	107,761	58,212
E. Reason for closing:			
1. Income sufficient to meet needs		35	13
2. Employed recipient		88	25
3. Employed parent in home		50	0
4. AFDC parent returned home		40	0
5. No child in home		20	0
6. Continuous absence not established		13	0
7. Receipt of statutory benefits (OASDI, etc.)		12	12
8. Inability to establish need		0	0
9. Employable		9	10
10. Withdrew		15	5
11. Death		0	0
12. In public institution		1	12
13. Loss of contact		6	5
14. Unable to determine resources		1	1
15. Transferred to another category		2	50
16. District of Columbia Village "in lieu of"		0	0
17. Refusal to comply with agency regulations		3	1
18. Resources from illegal activity		1	0
19. Loss of residence eligibility		0	0
Total		296	134

SCHEDULE III–A.—*Flow of work on closed cases*

	Total	AFDC	GPA
A. Number of cases	430	296	134
B. Number of days from the date of the OIC report to the date of the last payment	9,622	7,594	2,028
Average number of days per case	22	26	15
C. Number of days from the date of the OIC report to the date of the case closing	21,944	16,179	5,765
Average number of days per case	51	55	43
D. Number of days from the date of the OIC report to the date of the report of the decision of the social worker (PA–315) to PAD program analyst	37,066	26,261	10,805
Average number of days per case	86	89	81
E. Number of days from the date of the OIC report to PAD and the date of the PAD notification to OIC of its final decision (PA–317)	47,413	33,146	14,267
Average number of days per case	110	112	106

TABLE IV.—*Characteristics of payment terminated cases, open for service only*

	Total	AFDC	GPA
A. Number of cases	11	4	7
B. Race:			
White	2	0	2
Negro	9	4	5
C. Months on assistance prior to termination of payment	61	22	39
Average months on assistance with payment	5.5	5.5	5.6
D. Total monthly payments	$1,302.00	$690.00	$612.00
Average monthly payments	$118.36	$172.50	$87.42
E. Approximate amount of money expended in assistance payments to recipients	$7,204.00	$3,795.00	$3,409.00
Estimated Federal share	$2,277.00	$2,277.00	
Estimated local share	$4,927.00	$1,518.00	$3,409.00
F. Reason for termination of payment:			
Employment	7	3	4
Receipt of statutory benefits	2	1	1
Employable	1	0	1
Sufficient resources	1	0	1

SCHEDULE IV–A.—*Flow of work on payment-terminated cases—Open for service only*

	Total	AFDC	GPA
A. Number of cases	11	4	7
B. Number of days from the date of the OIC report to the date case closed	236	46	190
Average number of days per case	21	12	27
C. Number of days from the date of the OIC report to the date of the report of the decision of the social worker (PA–315) to PAD program analyst	654	211	443
Average number of days per case	59	53	63
D. Number of days from the date of the OIC report to PAD and the date of the PAD notification to OIC of its final decision (PA–317)	831	288	543
Average number of days per case	76	72	78

TABLE V.—*Disposition of PAD final decisions, January 1963 to December 1965*

	Total	Percent
Total AFDC/GPA actions:		
Total cases closed subsequent to review	1,904	46.4
Total cases closed subsequent to review by transfer to DCV "in lieu of"	1	.0
Total cases closed subsequent to review by transfer to another category of assistance	166	4.1
Payment terminated—Open for service only	26	.6
Total cases continued on assistance as follows:		
Payment adjusted (GA)	639	(15.6)
Administrative action	1,135	(27.7)
No irregularities	231	(5.6)
Total	4,102	100.0
AFDC portion of the actions:		
AFDC cases closed subsequent to review	1,280	44.2
AFDC cases closed subsequent to review by transfer to another category of assistance	3	.1
Payment terminated—Open for service only	11	.4
AFDC cases continued on assistance as follows:		
Payment adjusted (GA)	508	(17.5)
Administrative action	903	(31.1)
No irregularities	193	(6.7)
Total	2,898	100.0
GPA portion of the actions:		
GPA cases closed subsequent to review	624	51.8
GPA cases closed subsequent to review by transfer to DCV "in lieu of"	1	.1
GPA cases closed subsequent to review by transfer to another category of assistance	163	13.5
Payment terminated—Open for service only	15	1.3
GPA cases continued on assistance as follows:		33.3
Payment adjusted (GA)	131	(10.9)
Administrative action	232	(19.3)
No irregularities	38	(3.1)
Total	1,204	100.0

SCHEDULE V–A.—*Characteristics of closed cases, January 1963 to December 1965*

	Total	AFDC	GPA
Total	2,071	1,283	788
A. White	290	132	158
Negro	1,781	1,151	630
B. Months on assistance	11,446	6,955	4,491
Average months on assistance	5.5	5.4	5.7
C. Total monthly payments	$235,365	$176,603	$58,762
Average monthly payment	$113.65	$137.64	$74.57
D. Approximate amount of money expended in assistance payments to recipients	$1,292,180	$957,286	$334,894
Estimated Federal share	$574,372	$574,372	
Estimated local share	$717,808	$382,914	$334,894
E. Reason for closing:			
1. Income sufficient to meet needs		98	49
2. Employed recipient		273	171
3. Employed parent in home		201	3
4. AFDC parent returned home		176	0
5. No child in home		55	0
6. Continuous absence not established		115	0
7. Receipt of statutory benefits (OASDI, etc.)		63	53
8. Inability to establish need		23	43
9. Employable		78	59
10. Withdrew		102	71
11. Death		2	13
12. In public institution		5	54
13. Loss of contact		50	67
14. Unable to determine resources		4	5
15. Transferred to another category		4	163
16. District of Columbia Village "In lieu of"		0	1
17. Refusal to comply with agency regulations		27	30
18. Resources from illegal activity		3	3
19. Loss of residence eligibility		4	3
Total		1,283	788

SCHEDULE V–B.—*Total PAD cases receiving money payments*

Month	Fiscal year 1962	Fiscal year 1963	Fiscal year 1964	Fiscal year 1965	Fiscal year 1966
July	12,895	11,971	10,369	10,304	11,105
August	13,000	11,773	10,154	10,427	11,244
September	12,969	11,521	10,050	10,457	11,251
October	12,955	11,340	9,964	10,484	11,355
November	12,942	11,206	9,909	10,492	11,343
December	12,919	11,072	10,013	10,622	11,388
January	12,806	10,932	10,055	10,621	11,334
February	12,645	10,769	10,073	10,661	
March	12,574	10,672	10,256	10,866	
April	12,406	10,591	10,185	10,904	
May	12,275	10,602	10,267	10,912	
June	12,093	10,349	10,310	11,019	

Source: DPW monthly statistical reports.

AFDC Intake Review, July–December 1965

Table VI.—*Activity report*

	Number	Percent of number requested
Requested, July–December 1965 (schedule VI–A)	1,048	88.4
Requested prior, not received	138	11.6
Total requested	1,186	100.0
Canceled prior to receipt	64	5.4
Balance	1,122	94.6
Not received	208	17.5
Total received, July–December 1965	914	77.1
On hand, June 30, 1965:		
W/OIC evaluator	274	
Quality control	1	
Pending RC–115 by evaluators	3	
Pending RC–115 by investigators	1	
Still under investigation	265	
Desk reviews at PAD	4	
Total	548	
Total received and previously on hand	1,462	
		Percent of number received and previously on hand
Total received and previously on hand	1,462	100.0
Not assigned for field investigation	512	35.0
(schedule VI–V) Action completed	174	
Action pending	338	
Assigned for field investigation	950	65.0
Assigned July–December 1965	685	
From prior period	265	
Assigned, withdrawn	4	.3
Balance	946	64.7
Still under investigation	221	15.1
Field investigation completed (schedule VI–C)	725	49.6

SCHEDULE VI–A.—*Approved and requested*

1965	Approved	Requested	Not requested
July	165	140	25
August	190	125	65
September	183	215	−32
October	199	112	87
November	163	350	−187
December	145	106	39
Total	1,045	1,048	−3
Previously approved, not requested	152	0	152
Previously approved, requested, not received	138	138	0
Total	1,335	1,186	149
Canceled prior to review		64	
Requested not received		208	
Received current period		914	

SCHEDULE VI–B.—*Reasons not assigned for field investigation*

	Number	Percent of total
Reasons not assigned for field investigation:		
Subsequent to OIC numbering:		
Closed prior to review:		
Subsequent to Jan. 1, 1963	43	
Open for service only	1	
Mental health	7	
PWTC	5	
Out of District of Columbia	5	
ERNI	88	
RBNS	23	
Closed by evaluator's desk review	2	
Action completed	174	34
Pending:		
Quality control	2	
Pending RC–115 by evaluators	4	
Pending RC–115 by investigators	1	
Not yet scheduled by evaluators	328	
Eligibility questioned by evaluators, desk reviews at PAD	3	
Total pending	338	66
Grand total	512	100

SCHEDULE VI–C.—*Investigations completed by months*

1965	Field	Desk	Total
July	112	0	112
August	125	0	125
September	135	0	135
October	117	1	118
November	149	0	149
December	87	1	88
Total	725	2	727

Disposition of PAD final decisions

	Number	Percentage of total PAD decisions received
At PAD for decision, June 30, 1965:		
Field investigations completed	414	
Desk reviews	4	
Subtotal	418	
Forwarded to PAD, July–December 1965:		
Field investigations completed	725	
Desk reviews	1	
Subtotal	726	
Total	1,144	
Returned from PAD	0	
Balance	1,144	
Reports still at PAD awaiting decision:		
Field investigations	532	
Desk reviews	3	
Total	535	
PAD final decisions received	609	100.0
Field investigations	607	
Desk reviews	2	
Disposition of PAD final decisions:		
Closed subsequent to review	295	48.4
Field investigations	293	
Desk reviews	2	
Closed subsequent to review by transfer to another category of assistance	1	.2
Field investigations	1	
Desk reviews	0	
Payment terminated, open for service only	4	.7
Field investigations	4	
Desk reviews	0	
Continued on assistance AFDC	309	50.7
Payment Adjusted (GA)	123	(20.2)
Administrative action	170	(27.9)
No irregularities	16	(2.6)

SCHEDULE VI–D.—

SCHEDULE VI–E.—*Reports at PAD awaiting decision*

Reports at PAD awaiting decision as of Dec. 31, 1965:	
Field investigations completed	532
Desk reviews	3
Total	535

The reports at PAD awaiting decision were submitted during the following months:

SCHEDULE VI–E

	Field investigations	Desk reviews	Total		Field investigations	Desk reviews	Total
1963				*1965*			
April	1	0	1	January	5	0	5
May	1	0	1	February	6	0	6
June	1	0	1	March	16	0	16
July	1	0	1	April	17	0	17
1964				May	20	1	21
April	5	0	5	June	28	0	28
June	0	1	1	July	20	0	20
August	2	0	2	August	43	0	43
September	2	0	2	September	70	0	70
October	2	1	3	October	74	0	74
November	5	0	5	November	120	0	120
December	7	0	7	December	86	0	86
				Total	532	3	535

SCHEDULE VI–F.—*AFDC cases receiving money payments*

Month	Fiscal years				
	1962	1963	1964	1965	1966
July	5,530	4,849	4,063	4,039	4,502
August	5,597	4,757	3,949	4,066	4,586
September	5,601	4,615	3,857	4,103	4,626
October	5,607	4,491	3,823	4,113	4,702
November	5,628	4,396	3,791	4,106	4,752
December	5,611	4,353	3,871	4,165	4,735
January	5,553	4,262	3,885	4,179	4,675
February	5,471	4,184	3,904	4,228	----
March	5,392	4,189	4,017	4,295	----
April	5,251	4,157	3,993	4,344	----
May	5,111	4,155	4,010	4,376	----
June	4,976	4,062	4,023	4,441	----

Source: DPW Monthly Statistical Reports.

GPA Intake Review, July to December 1965

TABLE VII.—*Activity report*

	Number	Percent of number requested
Requested, July–December 1965 (schedule VII–A)	420	88.1
Requested prior, not received	57	11.9
Total requested	477	100.0
Canceled prior to receipt	69	14.5
Balance	408	85.5
Not received	83	17.4
Total received, July–December 1965	325	68.1
On hand, June 30, 1965:		
With OIC evaluator	96	----
Pending RC–115 by evaluators	0	----
Pending RC–115 by investigators	4	----
Still under investigation	92	----
Desk reviews at PAD	3	----
Total	195	----
Total received and previously on hand	520	----

TABLE VII.—*Activity report*—Continued

	Number	Percent of number received and previously on hand
Total received and previously on hand	520	100.0
Not assigned for field investigation (schedule VII-B)	212	40.8
Action completed	104	
Action pending	108	
Assigned for field investigation	308	59.2
Assigned, July–December 1965	216	
From prior period	92	
Assigned, withdrawn	14	2.7
Balance assigned	294	56.5
Still under investigation	54	10.4
Field investigation completed (schedule VII-C)	240	46.1

SCHEDULE VII–A.—*Approved and requested*

1965	Approved	Requested	Not requested
July	69	55	14
August	103	43	60
September	80	97	−17
October	89	51	38
November	79	128	−49
December	109	46	63
Total	529	420	109
Previously approved, not requested	264	0	264
Previously approved, requested, not received	57	57	0
Total	850	477	373
Cancelled prior to receipt		69	
Requested, not received		83	
Received, current period		325	

SCHEDULE VII–B.—*Reasons not assigned for field investigation*

	Number	Percent of total
Subsequent to OIC numbering:		
ERNI	50	
RBNS	7	
NER	1	
Closed prior to review:		
Subsequent to Jan. 1, 1963	22	
By transfer to another category	21	
Payment terminated—open for service only—desk review	1	
Closed by evaluator's desk review	2	
Action completed	104	49.1
Pending:		
Pending RC-115 by investigators	4	
Not yet scheduled by evaluator	102	
Eligibility questioned by evaluators, desk reviews at PAD	2	
Total pending	108	50.9
Total not assigned	212	100.0

SCHEDULE VII–C.—*Investigations completed by months—1965*

	Field	Desk	Total
July	58	0	58
August	45	0	45
September	45	2	47
October	40	0	40
November	25	0	25
December	27	0	27
Total	240	2	242

SCHEDULE VII–D.—*Disposition of PAD final decisions*

	Number	Percentage of total PAD decisions received
At PAD for decision, June 30, 1965:		
Field investigations completed	137	
Desk reviews	3	
Subtotal	140	
Forwarded to PAD, July–December 1965:		
Field investigations completed	240	
Desk reviews	1	
Subtotal	241	
Total	381	
Returned from PAD	0	
Balance	381	
Reports still at PAD awaiting decision:		
Field investigations completed	156	
Desk reviews	2	
Total	158	
PAD final decisions received	223	100.0
Field investigations	221	
Desk reviews	2	
Disposition of PAD final decisions:		
Closed subsequent to review	84	37.7
Field investigations	82	
Desk reviews	2	
Closed subsequent to review by transfer to another category	50	22.4
Field investigations	50	
Desk reviews	0	
Payment terminated, open for service only	7	3.1
Field investigations	7	
Desk reviews	0	
Continued on assistance in GPA	82	36.8
Payment adjusted (GA)	27	(12.1)
Administrative action	46	(20.6)
No irregularities	9	(4.1)

SCHEDULE VII–E.—*Reports at PAD awaiting decision*

Reports at PAD awaiting decision as of Dec. 31, 1965:	
Field investigations completed	156
Desk reviews	2
Total	158

The reports at PAD awaiting decision were submitted during the following months:

	Field investigations	Desk reviews	Total		Field investigations	Desk reviews	Total
1963				*1965*			
April	2	0	2	January	1	0	1
July	2	0	2	February	2	0	2
November	1	0	1	March	6	1	7
1964				April	3	0	3
January	1	0	1	May	4	0	4
March	1	0	1	June	8	0	8
July	2	0	2	July	10	0	10
August	1	0	1	August	8	0	8
September	1	1	2	September	17	0	17
October	3	0	3	October	33	0	33
				November	23	0	23
				December	27	0	27
				Total	156	2	158

SCHEDULE VII–F.—*GPA cases receiving money payments*

Month	Fiscal years				
	1962	1963	1964	1965	1966
July	1,565	1,122	657	606	774
August	1,640	1,032	566	690	784
September	1,617	994	569	689	782
October	1,631	958	568	680	800
November	1,588	948	505	683	689
December	1,594	888	551	708	849
January	1,567	868	545	737	804
February	1,504	828	576	754	
March	1,512	751	628	807	
April	1,433	726	626	794	
May	1,283	753	685	781	
June	1,174	663	700	799	

Source: DPW Monthly Statistical Reports.

OIC—APTD AUDIT REVIEW SECTION OPERATIONS, AUGUST 1963 THROUGH FEBRUARY 1966

The Audit Review Section assumes the full responsibility for the Audit Review phase of the Investigations and Collections Program by initiating a thorough intensive field investigation of Aid to Families of Dependent Children (AFDC) cases in the January 1, 1963 caseload, General Public Assistance (GPA) cases in the January 1, 1963 caseload, and Permanently and Totally Disabled (APTD) cases to determine the validity of the eligibility of each recipient.

The Section contributes to the efficient and economical administration of the Welfare Program and to the discovery of overpayments in assistance payments authorized.

SOURCE OF CASES FOR APTD AUDIT REVIEW

The purpose of the APTD Audit Review is to make full field investigation on all cases in the June 30, 1963, APTD caseload, which are still on assistance in the APTD category when selected for review and investigation.

The Office of Research and Statistics, Department of Public Welfare, was responsible for furnishing to OIC the total APTD caseload as of June 30, 1963. This caseload included all active cases whether receiving financial assistance or not.

The June 30, 1963, APTD caseload totaled 3003 cases (Table I).

CONTROL OF PAD CASE CLOSINGS

OIC requested the Field Administrative Branch, Family and Children Services (FAB–FCS), to provide OIC with a Form PA–3 notice of all APTD case closings subsequent to June 30, 1963. Such notification serves to insure immediate

cessation of OIC activities in situations in which PAD closed the case, either prior to OIC review and investigation or while OIC was investigating the case. To assure that OIC received all case closing notifications, OIC requested the Office of Research and Statistics to furnish OIC monthly a consolidated list of all APTD closings reported by PAD to the Office of Research and Statistics.

SELECTION OF CASES FOR APTD AUDIT REVIEW

Selection of cases for the APTD Audit Review is based on the judgment of the Investigations and Collections Officer. The Investigations and Collections Officer or his designated representative reviews each case to determine which ones are most likely to be ineligible. Some guides used in selection are:

1. Past Management.
2. Reason for applying.
3. Past work history.
4. Medical history.
5. Indicated potential resources.
6. Lack of complete documentation of eligibility factors.
7. Age.
8. Number of times previously received assistance.
9. Reasons for case closings.
10. Father's file.

When a PAD case subject to audit review has been requested and received, it is assigned an OIC number. All OIC numbered cases are reviewed and scheduled by the OIC evaluator and analyzer and forwarded to the investigation section for full field investigations with the following exceptions:

A. Cases closed by PAD prior to OIC review and scheduling.

B. Cases where the OIC evaluator, through case record examination only, questions the eligibility of the recipient for assistance, returns the case record to PAD and PAD closes the case. This type of action is called an OIC Desk Review.

C. Cases selected for Quality Control. If the recipient continues on assistance after the quality control is complete, the case is then investigated by OIC.

D. Cases where the recipient lives too far outside the metropolitan area of the District of Columbia.

E. Cases in which payment has been terminated and which are open for service only.

F. Cases where the recipient is an out-patient or parolee of St. Elizabeths Hospital or resides in a nursing home.

G. Cases not in the purview of the APTD Audit Review; e.g., in another category (OA, AB, AFDC, GPA).

STAFF

The main field investigative effort was from September 1963 through May 1964. Staff was transferred from the AFDC Audit Review program to handle the work load of the APTD Review. In April 1954, the APTD Audit Review group was partially transferred to the Intake Review operations. The whole APTD Unit was transferred to Intake Review by June 30, 1964. The few cases left to investigate in APTD Audit Review at that point were handled by the remnants of the AFDC Audit Review staff which had not been transferred to Intake Review operations.

The operations of the APTD Audit Review Section have been sharply curtailed since May 1964. Only eight cases have been assigned to field investigation since then. Field investigations have been completed on all assigned cases. There has been no field investigation on APTD Audit Review cases since June 1965.

APTD AUDIT REVIEW ACTIVITY

A. Of the 3003 cases subject to APTD Audit Review, 876 cases (29.2 per cent) had been closed by PAD prior to review (Table I.)

B. Five hundred and one cases (501) were reviewed by OIC.

C. Four hundred and forty-six cases (446) were assigned to field investigations but six were subsequently withdrawn. Reasons for not assigning the balance of the cases received are enumerated in Schedule I–C.

D. Field investigations were completed on 440 of the assigned cases (Schedule I–D). In addition two Desk Reviews were sent to PAD making a total of 442 reports sent to PAD (Table II).

E. Final PAD decisions were received on 442 cases.

F. The 442 PAD final decisions received show that 89 cases (20.1 per cent) were closed subsequent to review; seven cases (1.6 per cent) were closed subsequent to review by transfer to another category of assistance; 346 cases (78.3 per cent) were continued on assistance in the APTD category. Only 32 cases (7.2 per cent) of the total decisions received showed no irregularities.

G. There were 124 overpayments reported in the PAD final decisions received. The overpayments amounted to $62,198.75, an average of $501.60 per case, (the average overpayment in APTD is much higher than in any other category of assistance investigated).

H. Table III shows the characteristics of the 96 closed cases. Eleven recipients were White and 85 were Negro. The average time on assistance was 55.2 months. The total monthly payments were $7,219, an average of $75.19 per case per month. The principal reason for closing was "Employed recipient", totaling 15 cases (15.6 per cent).

I. The approximate amount expended in assistance payments to the recipients was $398,507.

J. Table IV shows the APTD caseload for Fiscal Years 1962 through February of Fiscal Year 1966.

RECOMMENDATIONS

It is recommended that sufficient staff be authorized to complete this Audit Review in a reasonable period of time.

APTD Audit Review, August 1963–February 1966

Table I.—*Activity report*

	Number	Percent
APTD caseload on June 30, 1963	3,003	100.0
Closed by PAD prior to audit (schedule I–A)	876	29.2
Balance to be requested	2,127	70.8
Not requested	1,624	54.1
Requested (schedule I–B)	503	16.7
Closed prior to receipt	1	
Balance requested and received	502	
Received, never requested, but assigned	1	
Numbered by OIC	503	
Numbered in error, never requested	2	
Total received and assigned	501	
Not assigned for field investigation (schedule I–C)	55	
Assigned for field investigation	446	
Assigned but not investigated	6	
Balance for field investigation	440	14.7
Completed by field investigation (schedule I–D)	440	14.7
Overpayments:		
Number	124	
Amount	$62,198.75	
Average overpayment	$501.60	

SCHEDULE I–A.—*Closings by PAD prior to audit*

Memo number	Memo dated	Number closed
1	Sept. 4, 1963	88
2	Oct. 8, 1963	23
3	Nov. 29, 1963	58
4	Mar. 16, 1964	147
5	Apr. 23, 1964	57
6	June 4, 1964	38
7	July 22, 1964	34
8	Aug. 31, 1964	27
9	Oct. 2, 1964	21
10	Nov. 4, 1964	29
11	Dec. 1, 1964	12
12	Dec. 21, 1964	18
13	Jan. 28, 1965	23
14	Feb. 24, 1965	15
15	Mar. 26, 1965	31
16	May 4, 1965	32
17	May 28, 1965	19
18	June 25, 1965	28
19	July 26, 1965	16
20	Aug. 31, 1965	32
21	Sept. 29, 1965	18
22	Oct. 28, 1965	28
23	Nov. 29, 1965	32
24	Dec. 22, 1965	5
25	Feb. 3, 1966	32
26	Feb. 23, 1966	15
Total		878
Canceled closings:		
Nov. 2, 1964, number 10 above		1
Apr 23, 1965, number 15 above		1
Total, canceled closings		2
Total closings through Feb. 28, 1966		876

SCHEDULE I–B.—*Requested*

Memo number	Memo dated	Number requested
1	Aug. 6, 1963	100
2	Aug. 27, 1963	100
3	Aug. 28, 1963	100
4	Oct. 3, 1963	100
5	Oct. 4, 1963	100
6	Oct. 9, 1963	1
7	Mar. 2, 1964	1
8	Mar. 3, 1964	[1]
9	Mar. 31, 1965	1
Total requested through Mar. 31, 1965		503

[1] Followup.

SCHEDULE I–C.—*Reasons not assigned for field investigation*

Reasons not assigned for field investigation:	
Closed by PAD prior to review:	
Prior to July 1, 1963	12
Subsequent to July 1, 1963	35
Parolee of St. Elizabeths Hospital	2
Outpatient of St. Elizabeths Hospital	1
Resident of a nursing home	1
Resident of a home for the aged	2
Closed by OIC evaluator's desk review	2
Total	55

SCHEDULE I–D.—*Investigations completed by month*

	Field investigations	Desk review	Total
1963:			
September	10	0	10
October	27	1	28
November	37	0	37
December	56	0	56
1964:			
January	58	0	58
February	60	0	60
March	104	1	105
April	44	0	44
May	32	0	32
June	4	0	4
July	2	0	2
August	1	0	1
1965:			
March	2	0	2
April	1	0	1
May	1	0	1
June	1	0	1
Total	440	2	442

TABLE II.—*Reports submitted to PAD*

	Field	Desk	Total	Percent
Reports submitted to PAD	440	2	442	
PAD final decision received	440	2	442	100.0
Disposition of PAD final decisions:				
Closed subsequent to review	86	2	88	19.9
Closed subsequent to review by transfer to another category of assistance	8	0	8	1.8
Continued on assistance in APTD category with money payments	346	0	346	78.3
Payment adjusted (GA)	105			(23.8)
Administrative action	209			(47.3)
No irregularities	32			(7.2)

TABLE III.—*Characteristics of closed cases*

Characteristics of closed cases	96
A. Race:	
White	11
Negro	85
B. Months on assistance	5,300
Average months on assistance	55.2
C. Total monthly payments	$7,219
Average monthly payment	$75.19
D. Approximate amount of money expended in assistance payments to recipients	$398,507
Estimated Federal share	$239,104
Estimated Local Share	$159,403
E. Reasons for closing:	
1. Employed recipient	15
2. Receipt of statutory benefits (OASDI, etc.)	13
3. Withdrew	4
4. Death	11
5. In public institution	12
6. Loss of contact	7
7. Refusal to comply with agency regulations	3
8. Inability to establish need	7
9. Income sufficient to meet need	14
10. Income from illegal activity	2
11. Transfer to another category of assistance	8

TABLE IV.—*APTD cases receiving money payments*

Month	Fiscal year 1962	Fiscal year 1963	Fiscal year 1964	Fiscal year 1965	Fiscal year 1966
July	2,702	3,057	2,900	3,053	3,268
August	2,663	3,042	2,909	3,057	3,318
September	2,668	3,005	2,916	3,062	3,301
October	2,660	2,989	2,880	3,091	3,322
November	2,665	2,982	2,929	3,102	3,304
December	2,634	2,972	2,935	3,146	3,300
January	2,630	2,954	2,973	3,112	3,349
February	2,641	2,955	2,968	3,132	3,359
March	2,648	2,959	2,997	3,183	
April	2,732	2,946	2,983	3,206	
May	2,903	2,966	2,996	3,193	
June	3,003	2,886	2,985	3,222	

Source: DPW monthly statistical reports.

OIC—INTAKE REVIEW SECTION OPERATIONS, APRIL–JUNE 1965

The Intake Review Section of the Office of Investigations and Collections (OIC) assumes full responsibility for the Intake Review phase of the program by initiating an examination of all approved Aid to Families of Dependent Children and General Public Assistance applications which have been approved by the Public Assistance Division, and making a thorough field investigation of 100 per cent of the approved applications.

By investigating approved applications immediately after their approval, this Section insures the validity of the information furnished by the recipient and minimizes the loss of appropriated funds to persons not entitled to assistance payments. The Section contributes to the efficient and economical administration of the Welfare Program and to the discovery of overpayments in assistance payments authorized.

STAFF

There are 63 persons assigned to OIC Intake Review Section operations. The staff consists of two Section Chiefs, six Unit Supervisors, 41 Investigators, two

Secretaries to the Section Chiefs, six Unit Clerk-Typists and six Clerk-Dictaphone Machine Transcribers.

SOURCE OF CASES FOR INTAKE REVIEW

The purpose of the OIC Intake Review is to examine all approved applications in the Aid to Families of Dependent Children (AFDC) and the General Public Assistance (GPA) categories. Approved applications encompass all new applications, reapplications and transfers to the two categories.

Since the Public Assistance Division (PAD) does not make a consolidated list of approved applications, it was essential that an alternative method be devised to notify OIC which applications have been approved. OIC, PAD, Office of Research and Statistics, and the Field Administrative Branch, Family and Children Services (FAB–FCS), agreed to procedures which insure that OIC will be furnished knowledge of all approved applications subject to OIC Intake Review.

SELECTION OF CASES FOR INTAKE REVIEW

OIC requests PAD case records on all approved applications and assigns an OIC number to each case received.

All OIC numbered cases are reviewed and scheduled by the OIC Evaluator and Analyzer and forwarded to the investigation sections for full field investigations with the following exceptions:

A. Cases closed by PAD prior to OIC review and scheduling.

B. Cases where the OIC evaluators, through case record examination only, question the eligibility of the recipient for assistance, return the case record to PAD and PAD closes the case. This type of action is entitled OIC Desk Review.

C. Cases selected for Quality Control. If the recipient continues on assistance after the Quality Control is complete, the case is then investigated by OIC.

D. Cases where the recipient lives too far outside the Washington metropolitan area.

E. AFDC cases where the recipient is undergoing training at the PW Training Center and lives at the Center.

F. GPA cases where the recipient is a former patient of St. Elizabeths Hospital (GE), living in a nursing home (GH) or incompetent (GI).

G. Cases not in the purview of the Intake Review examination; e.g., in a category not being investigated in the Intake Review (OA, AB, APTD).

Effective January 1, 1963, applications approved for AFDC and GPA were authorized for assistance payments for a maximum of two months. The time limitation has now been removed and applications are approved for a maximum of six months.

AFDC/GPA INTAKE REVIEW ACTIVITY

During the three-month period, April 1, 1965 through June 30, 1965, the OIC Intake Review Section activities were as follows:

A. Total AFDC/GPA activity

1. Seven hundred and seventeen (717) cases were received by OIC (Table I).

2. Eight hundred and twenty-three (823) cases were assigned to field investigations but nine were subsequently withdrawn because the case was no longer a type to be investigated. Reasons for not assigning the balance of the cases received are listed in Schedule I–B.

3. Field investigations were completed on 457 of the assigned cases and investigation reports forwarded to PAD for appropriate action.

In the prior three-months, 523 reporters were forwarded to PAD.

4. Final PAD decisions were received on 510 cases. There were 558 reports still at PAD awaiting PAD action at the close of the reporting period (Schedule I–C). This compares with 864 PAD final decisions received and 615 reports at PAD awaiting PAD action during the prior three-month period.

5. The 510 PAD final decisions received show that 183 cases (35.9 per cent) were closed subsequent to review after investigation, 20 cases (3.9 per cent) were closed subsequent to review by transfer to another category of assistance, eight cases (1.6 per cent) had the assistance payment terminated, remaining open for service only, 299 cases (58.6 per cent) were continued on assistance in the AFDC/GPA categories. Only 15 cases (2.9 per cent) of the total decisions received showed no irregularities.

6. During the two and one half years of OIC Intake Review operations, 3,270 PAD final decisions have been received. They show that 1,525 cases (46.6 per cent) were closed subsequent to OIC review, 116 cases (3.5 per cent) were closed

subsequent to review by transfer to another category of assistance, 15 cases (0.5 per cent) had the assistance payment terminated, remaining open for service only, and 1,614 cases (49.4 per cent) continued on assistance in the AFDC/GPA categories. Only 206 cases (6.3 per cent) of the final decisions were reported as having no irregularities (Table V).

7. Table II shows the characteristics of the 203 cases closed in the AFDC or GPA categories in the three-month period. Twenty-three recipients were White and 180 were Negro. The average time on assistance was 5.8 months. The total monthly assistance payments were $22,106, an average of $108.90 per case per month. "Employed recipient" was the principal reason for the closings.

The approximate amount of money expended in assistance payments to recipients was $128,332.

8. Schedule II–A shows the flow of work on the 578 closed cases for the period January–June 1965. The average number of days from the date of the OIC report to the date of the last payment was 24 days. The average number of days from the date of the OIC report to the date the case was closed was 67 days. The average number of days from the date of the OIC report to the date PAD notified OIC of the PAD case decision was 105 days.

9. Schedule V–A shows the characteristics of 1,641 cases closed in the AFDC or GPA categories during the 30 months of OIC Intake Review operations. Two hundred and forty recipients were White and 1,401 were Negro. The average time on assistance was 5.3 months. The total monthly assistance payments were $184,569, an average of $112.47 per month per case. "Employed recipient" and "Employed AFDC parent in the home" were the principal reasons for the AFDC closings. "Employed recipient" was the main reason for the GPA closings.

The approximate amount of money expended in assistance payments to recipients was $964,467.

10. Table III and Schedule III–A list the characteristics and flow of work from January 1965 through June 1965 of the 15 cases in which the assistance payment was terminated but the case remained open for service only. Three of the recipients were White and 12 were Negro. The recipients received assistance payments for an average of 5.2 months, the average payment amounting to $105.67. A total of approximately $8,715 was expended in payments to these recipients. The average number of days from the date of the OIC report to the date of the last payment was 33 days. The average number of days from the date of the OIC report to the date PAD notified OIC of the PAD case decision was 85 days.

AFDC/GPA SAVINGS, APRIL–JUNE 1965

The average length of time an AFDC case is on assistance is 50 months. Using this average, the approximate amount of money that would have been expended on the 125 AFDC cases closed subsequent to review during this three-month period would be $821,850 instead of $95,334—a savings of $726,516—$435,910 Federal money and $290,606 Local money.

The average length of time a GPA case is on assistance is 12 months. Using this average, the approximate amount of money that would have been expended on the 78 GPA cases closed subsequent to review during this three-month period would be $68,028 instead of $32,998—a savings of $35,030 in Local money.

The total savings for the three-month period amounts to $761,546—$435,910 Federal and $325,636 Local money.

AFDC/GPA SAVINGS, JANUARY 1963–JUNE 1965

The approximate amount of money that would have been expended on the AFDC cases closed subsequent to review during the two and one half year period would be $6,796,900 instead of $687,774—a savings of $6,109,126—$3,665,476 Federal money and $2,443,650 Local money.

The approximate amount of money that would have been expended on the GPA cases closed subsequent to review during the two and one half year period would be $583,572 instead of $276,693—a savings of $306,879 Local money.

The total savings for the two and one half year period amounts to $6,416,005—$3,665,476 Federal money and $2,750,529 Local money.

CASELOAD STATISTICS

Schedule VI–D shows the AFDC caseload for Fiscal Years 1962 to date. The first random sample investigation (AFDC) of the Public Assistance caseload began in November 1961.

Schedule VII–D shows the GPA caseload for Fiscal Years 1962 to date. The GPA random sample field investigation was conducted in June and July 1962. Table IV shows the total PAD caseload for Fiscal Years 1962 to date.

B. AFDC Activity

1. Five hundred (500) cases were received by OIC (Table VI).

2. Five hundred and ninety-seven (597) cases were assigned to field investigations but three were subsequently withdrawn. Reasons for not assigning the balance are listed in Schedule VI–B.

3. Field investigations were completed on 329 of the assigned cases and investigation reports forwarded to PAD for appropriate action.

In the prior three-month period, 381 reports were forwarded to PAD.

4. Final PAD decisions were received on 349 cases. There were 418 reports still at PAD awaiting action at the close of the reporting period (Schedule VI–C).

This compares with 596 PAD final decisions received and 445 reports still at PAD awaiting decision during the prior three-month period.

5. The 349 final PAD decisions received show that 125 cases (35.8 per cent) were closed subsequent to review, three cases (0.9 percent) had the assistance payments terminated but the cases remained open for service only and 221 cases (63.3 percent) were continued on assistance in the AFDC category. Only 12 cases (3.4 percent) were reported as having no irregularities.

C. GPA Activity

1. Two hundred and seventeen (217) cases were received by OIC (Table VII).

2. Two hundred and twenty-six (226) cases were assigned to field investigations but six were subsequently withdrawn. Reasons for not assigning the balance are contained in Schedule VII–B.

3. Field investigations were completed on 128 of the assigned cases and investigation reports forwarded to PAD for appropriate action.

In the prior three-month period, 142 reports were forwarded to PAD.

4. Final PAD decisions were recived on 161 cases. There were 140 reports still at PAD awaiting decision at the end of the reporting period (Schedule VII–C).

This compares with 268 PAD final decisions received and 170 reports still at PAD awaiting final decision during the prior three-month period.

5. The 161 PAD final decisions received show that 58 cases (36.0 percent) were closed subsequent to review, 20 cases (12.4 percent) were closed subsequent to review by transfer to another category, five cases (3.1 percent) had assistance payments terminated but remained open for service only, and 78 cases (48.5 percent) were continued on assistance in GPA. Only three cases (1.9 percent) were reported as having no irregularities.

AFDC/GPA Intake Review, April–June 1965

Table I.—*Activity report*

	Number	Percentage of number requested
Requested April–June 1965 (schedule I-A)	689	74.4
Requested prior, not received	237	25.6
Total requested	926	100.0
Canceled prior to receipt	14	1.5
Balance	912	98.5
Not received	195	21.1
Total received, April–June 1965	717	77.4
On hand, Mar. 31, 1965:		
w/OIC evaluator	220	
Quality control w/OIC evaluator	2	
Pending RC–115 by evaluators	13	
Pending RC–115 by investigators	12	
Investigation report from PAD	1	
Still under investigation	316	
Desk reviews at PAD	16	
	580	
Total received and previously on hand	1,297	
		Percent of number received and previously on hand
Total received and previously on hand	1,297	100.0
Not assigned for field investigation	474	36.5
(Schedule I–B) Action completed	88	
Action pending	386	
Assigned for field investigation	823	63.5
Assigned April–June 1965	507	
From prior period	316	
Assigned, withdrawn	9	.7
Balance	814	62.8
Still under investigation	357	27.5
Field investigation completed	457	35.3

Schedule I–A.—*Approved, requested, received*

	Approved	Requested	Not requested
1965:			
April	249	125	124
May	285	359	−74
June	297	205	92
Total	831	689	142
Previously approved, not requested	274	0	274
Previously approved, requested, not received	237	237	0
Total	1,342	926	416
Canceled prior to receipt		14	
Requested, not received		195	
Received current period		717	

SCHEDULE I–B.—*Reasons not assigned for field investigations*

Subsequent to OIC numbering:	
Closed prior to review:	
Subsequent to Jan. 1, 1963	60
By transfer to another category	19
Mental health	1
PWTC	1
Payment terminated—Open for service only—Desk review	1
Closed by evaluator's desk review	6
Action completed (18.6 percent of total)	88
Pending:	
Quality control	1
Pending RC–115 by evaluators	3
Pending RC–115 by investigators	5
Not yet scheduled by evaluators	370
Eligibility questioned by evaluators, desk reviews at PAD	7
Total pending (81.4 percent of total)	386
Grand total not assigned (100 percent)	474

SCHEDULE I–C.—*Disposition of PAD final decisions*

	Number	Percentage of total PAD decisions received
At PAD for decision, Mar. 31, 1965:		
Field investigations completed	599	
Desk reviews	16	
Total	615	
Forwarded to PAD, April to June 1965:		
Field investigations completed	457	
Desk reviews	4	
Total	461	
Grand total	1,076	
Returned from PAD:		
Desk reviews:		
Closed prior to review	4	
Returned for investigation	3	
Investigation closed prior	1	
Total	8	
Balance	1,068	
Reports still at PAD awaiting decision:		
Field investigations completed	551	
Desk reviews	7	
Total	558	
PAD final decisions received	510	100.0
Field investigations	504	
Desk reviews	6	
Dispositions of PAD final decisions:		
Closed subsequent to review	183	35.9
Field investigations	177	
Desk reviews	6	
Closed subsequent to review by transfer to another category	20	3.9
Field investigations	20	
Desk reviews	0	
Payment terminated—open for service only	8	1.6
Field investigations	8	
Desk reviews	0	
Continued on assistance AFDC/GPA	299	58.6
Payment adjusted (GA)	115	(22.6)
Administrative action	169	(33.1)
No irregularities	15	(2.9)

TABLE II.—*Characteristics of closed cases*

	Total	AFDC	GPA
Total	203	125	78
A. White	23	9	14
Negro	180	116	64
B. Months on assistance	1,176	722	454
Average months on assistance	5.8	5.8	5.8
C. Total monthly payments	$22,106	$16,437	$5,669
Average monthly payment	$108.90	$131.50	$72.68
D. Approximate amount of money expended in assistance payments to recipients	$128,332	$95,334	$32,998
Estimated Federal share	57,200	57,200	
Estimated local share	71,132	38,134	32,998
E. Reason for closing:			
1. Income sufficient to meet needs		11	4
2. Employed recipient		30	18
3. Employed parent in home		23	0
4. AFDC parent returned home		18	0
5. No child in home		2	0
6. Continuous absence not established		16	0
7. Receipt of statutory benefits (OASDI, etc.)		9	8
8. Inability to establish need		2	1
9. Employable		4	11
10. Withdrew		4	4
11. Death		0	0
12. In public institution		2	3
13. Loss of contact		3	9
14. Unable to determine resources		0	0
15. Transferred to another category		0	20
16. District of Columbia Village "in lieu of"		0	0
17. Refusal to comply with agency regulations		1	0
18. Resources from illegal activity		0	0
19. Loss of residence eligibility		0	0
Total		125	78

SCHEDULE II–A.—*Flow of work on closed cases, January–June 1965*

	Total	AFDC	GPA
A. Number of cases	578	341	237
B. Number of days from the date of the OIC report to the date of the last payment	13,961	8,342	5,619
Average number of days per case	24	24	24
C. Number of days from the date of the OIC report to the date of the case closing	38,943	21,835	17,108
Average number of days per case	67	64	72
D. Number of days from the date of the OIC report to PAD and the date of the PAD notification to OIC of its final decision (PA-315)	60,971	32,201	28,770
Average number of days per case	105	94	121

TABLE III.—*Characteristics of payment terminated cases, open for service only, January–June 1965*

	Total	AFDC	GPA
A. Number of cases	15	7	8
B. Race:			
White	3	1	2
Negro	12	6	6
C. Months on assistance prior to termination of payment	78	43	35
Average months on assistance with payment	5.2	6.1	4.4
D. Total monthly payments	$1,585.00	$1,007.00	$578.00
Average monthly payment	105.67	143.85	72.25
E. Approximate amount of money expended in assistance payments to recipients	$8,715	$6,186	$2,529
Estimated Federal share	3,712	3,712	----------
Estimated local share	5,003	2,474	2,529
F. Reason for termination of payment:			
Employment	8	5	3
Receipt of statutory benefits	4	2	2
Employable	2	----------	2
Sufficient resources	1	----------	1

SCHEDULE III–A.—*Flow of work on payment terminated cases—Open for service only, January–June 1965*

	Total	AFDC	GPA
A. Number of cases	15	7	8
B. Number of days from the date of the OIC report to the date of the last payment	493	411	82
Average number of days per case	33	59	10
C. Number of days from the date of the OIC report to PAD and the date of the PAD notification to OIC of its final decision	1,269	733	536
Average number of days per case	85	105	67

TABLE IV.—*Total PAD cases receiving money payments*

Month	Fiscal year 1962	Fiscal year 1963	Fiscal year 1964	Fiscal year 1965
July	12,895	11,971	10,369	10,304
August	13,000	11,773	10,154	10,427
September	12,969	11,521	10,050	10,457
October	12,955	11,340	9,964	10,484
November	12,942	11,206	9,909	10,492
December	12,919	11,072	10,013	10,622
January	12,806	10,932	10,055	10,621
February	12,645	10,769	10,073	10,661
March	12,574	10,672	10,256	10,866
April	12,406	10,591	10,185	10,904
May	12,275	10,602	10,267	10,912
June	12,093	10,349	10,310	11,019

Source: DPW monthly statistical reports.

TOTAL AFDC/GPA INTAKE REVIEW, APRIL–JUNE 1965

TABLE V.—*Disposition of PAD final decisions, January 1963–June 1965*

	Total	Percent
Total AFDC/GPA actions:		
Total cases closed subsequent to review	1,525	46.6
Total cases closed subsequent to review by transfer to DCV "in lieu of"	1	0
Total cases closed subsequent to review by transfer to another category of assistance	115	3.5
Payment terminated, open for service only	15	.5
Total cases continued on assistance as follows	1,614	49.4
Payment adjusted (GA)	489	(15.0)
Administrative action	919	(28.1)
No irregularities	206	(6.3)
Total	3,270	100.0
AFDC portion of the actions:		
AFDC cases closed subsequent to review	985	43.0
AFDC cases closed subsequent to review by transfer to another category of assistance	2	.1
Payment terminated, open for service only	7	.3
AFDC cases continued on assistance as follows	1,295	56.6
Payment adjusted (GA)	385	(16.8)
Administrative action	733	(32.0)
No irregularities	177	(7.8)
Total	2,289	100.0
GPA portion of the actions:		
GPA cases closed subsequent to review	540	55.1
GPA cases closed subsequent to review by transfer to DCV "in lieu of"	1	.1
GPA cases closed subsequent to review by transfer to another category of assistance	113	11.5
Payment terminated, open for service only	8	.8
GPA cases continued on assistance as follows	319	32.5
Payment adjusted (GA)	104	(10.6)
Administrative action	186	(19.0)
No irregularities	29	(2.9)
Total	981	100.0

SCHEDULE V–A.—*Characteristics of closed cases, January 1963–June 1965*

	Total	AFDC	GPA
Total	1,641	987	654
A. White	240	111	129
Negro	1,401	876	525
B. Months on assistance	8,715	4,994	3,721
Average months on assistance	5.3	5.1	5.7
C. Total monthly payments	$184,569	$135,938	$48,631
Average monthly payment	$112.47	$137.72	$74.36
D. Approximate amount of money expended in assistance payments to recipients	$964,467	$687,774	$276,693
Estimated Federal share	$412,664	$412,664	----------
Estimated local share	$551,803	$275,110	$276,693
E. Reason for closing:			
1. Income sufficient to meet needs	----------	63	36
2. Employed recipient	----------	185	146
3. Employed parent in home	----------	151	3
4. AFDC parent returned home	----------	136	0
5. No child in home	----------	35	0
6. Continuous absence not established	----------	102	0
7. Receipt of statutory benefits (OASDI, etc.)	----------	51	41
8. Inability to establish need	----------	23	43
9. Employable	----------	69	49
10. Withdrew	----------	87	66
11. Death	----------	2	13
12. In public institution	----------	4	42
13. Loss of contact	----------	44	62
14. Unable to determine resources	----------	3	4
15. Transferred to another category	----------	2	113
16. District of Columbia Village "In lieu of"	----------	0	1
17. Refusal to comply with agency regulations	----------	24	29
18. Resources from illegal activity	----------	2	3
19. Loss of residence eligibility	----------	4	3
Total	----------	987	654

AFDC Intake Review, April–June 1965

Table VI.—*Activity report*

	Number	Percent of number requested
Requested April-June 1965 (schedule VI-A)	500	77.6
Requested prior, not received	144	22.4
Total requested	644	100.0
Canceled prior to receipt	6	0.9
Balance	638	99.1
Not received	138	21.5
Total received, April-June 1965	500	77.6
On hand, Mar. 31, 1965:		
With OIC evaluator	157	
Quality control with OIC evaluator	2	
Pending RC-115 by evaluators	10	
Still under investigation	237	
Pending RC-115 by investigators	5	
Investigation report from PAD	1	
Desk reviews at PAD	12	
Total on hand Mar. 31, 1965	424	
Total received and previously on hand	924	

	Number	Percent of number received and previously on hand
Total received and previously on hand	924	100.0
Not assigned for field investigation	327	35.4
(Schedule VI-B) action completed	44	
Action pending	283	
Assigned for field investigation	597	64.6
Assigned April-June 1965	360	
From prior period	237	
Assigned, withdrawn	3	0.3
Balance	594	64.3
Still under investigation	265	28.7
Field investigations completed	329	35.6

Schedule VI-A.—*Approved, requested, received*

	Approved	Requested	Not requested
1965:			
April	173	87	86
May	203	259	−56
June	206	154	52
Total	582	500	82
Previously approved, not requested	70	0	70
Previously approved, requested, not received	144	144	0
Total	796	644	152
Canceled prior to review		6	
Requested not received		138	
Received current period		500	

SCHEDULE VI–B.—*Reasons not assigned for field investigation*

Subsequent to OIC Numbering:	
Closed prior to review:	
Subsequent to Jan. 1, 1963	40
Mental health	1
PWTC	1
Closed by evaluator's desk review	2
Action completed (13.5 percent of total)	44
Pending:	
Quality control	1
Pending RC–115 by evaluators	3
Pending RC–115 by investigators	1
Not yet scheduled by evaluators	274
Eligibility questioned by evaluators, desk reviews at PAD	4
Total pending (86.5 percent of total)	283
Grand total (100 percent)	327

SCHEDULE VI–C.—*Disposition of PAD final decisions*

	Number	Percentage of total PAD decisions received
At PAD for decision, Mar. 31, 1965:		
Field investigations completed	433	
Desk reviews	12	
Subtotal	445	
Forwarded to PAD, April–June 1965:		
Field investigations completed	329	
Desk Reviews	0	
Subtotal	329	
Total	774	
Returned from PAD:		
Desk review:		
Closed prior to review	3	
Returned for investigation	3	
Investigation closed prior	1	
Subtotal	7	
Total	767	
Reports still at PAD awaiting decision:		
Field investigations	414	
Desk reviews	4	
Total	418	
PAD final decisions received	349	100.0
Field investigations	347	
Desk reviews	2	
Disposition of PAD final decisions:		
Closed subsequent to review	125	35.8
Field investigations	123	
Desk reviews	2	
Payment terminated—Open for service only	3	.9
Field investigations	3	
Desk reviews	0	
Continued on assistance AFDC	221	63.3
Payment adjusted (GA)	82	(23.5)
Administrative action	127	(36.4)
No irregularities	12	(3.4)

AFDC/GPA Intake Review, April–June 1965

Schedule VI–D.—*AFDC cases receiving money payments*

Month	Fiscal year 1962	Fiscal year 1963	Fiscal year 1964	Fiscal year 1965
July	5,530	4,849	4,063	4,039
August	5,597	4,757	3,949	4,066
September	5,601	4,615	3,857	4,103
October	5,607	4,491	3,823	4,113
November	5,628	4,396	3,791	4,106
December	5,611	4,353	3,871	4,165
January	5,553	4,262	3,885	4,179
February	5,471	4,184	3,904	4,228
March	5,392	4,189	4,017	4,295
April	5,251	4,157	3,993	4,344
May	5,111	4,155	4,010	4,376
June	4,976	4,062	4,023	4,441

Source: DPW monthly statistical reports.

GPA Intake Review, April–June 1965

Table VII.—*Activity report*

	Number	Percent of number requested
Requested April–June 1965 (schedule VII–A)	189	67.0
Requested prior, not received	93	33.0
Total requested	282	100.0
Canceled prior to receipt	8	2.8
Balance	274	97.2
Not received	57	20.2
Total received, April–June 1965	217	77.0
On hand, Mar. 31, 1965:		
With OIC evaluator	63	
Pending RC–115 by evaluators	3	
Pending RC–115 by investigators	7	
Still under investigation	79	
Desk reviews at PAD	4	
Total	156	
Total received and previously on hand	373	

	Number	Percent of number received and previously on hand
Total received and previously on hand	373	100.0
Not assigned for field investigation	147	39.4
(Schedule VII–B) action completed	44	
Action pending	103	
Assigned for field investigation	226	60.6
Assigned April–June 1965	147	
From prior period	79	
Assigned, withdrawn	6	1.6
Balance assigned	220	59.0
Still under investigation	92	24.7
Field investigation completed	128	34.3

SCHEDULE VII–A.—*Approved, requested, received*

1965	Approved	Requested	Not requested
April	76	38	38
May	82	100	−18
June	91	51	40
Total	249	189	60
Previously approved, not requested	204		204
Previously approved, requested, not received	93	93	
Total	546	282	264
Cancelled prior to receipt		8	
Requested, not received		57	
Received, current period		217	

SCHEDULE VII–B.—*Reasons not assigned for field investigation*

Subsequent to OIC numbering:	
Closed prior to review:	
Subsequent to Jan. 1, 1963	20
By transfer to another category	19
Payment terminated—Open for service only—Desk review	1
Closed by evaluator's desk review	4
Action completed (29.9 percent of total)	44
Pending:	
Pending RC–115 by evaluators	0
Pending RC–115 by investigators	4
Not yet scheduled by evaluator	96
Eligibility questioned by evaluators, desk review at PAD	3
Total pending (70.1 percent of total)	103
Total not assigned (100 percent)	147

SCHEDULE VII–C.—*Disposition of PAD final decisions*

	Number	Percentage of total PAD decisions received
At PAD for decision, Mar. 31, 1965:		
Field investigations completed	166	
Desk reviews	4	
Subtotal	170	
Forwarded to PAD, April–June 1965:		
Field investigations completed	128	
Desk reviews	4	
Subtotal	132	
Total	302	
Returned from PAD:		
Desk review; Closed prior	1	
Balance	301	
Reports still at PAD awaiting decision:		
Field investigations completed	137	
Desk reviews	3	
Total	140	
PAD final decisions received	161	100.0
Field investigations	157	
Desk reviews	4	
Disposition of PAD final decisions:		
Closed subsequent to review	58	36.0
Field investigations	54	
Desk reviews	4	
Closed subsequent to review by transfer to another category	20	12.4
Field investigations	20	
Desk reviews	0	
Payment terminated—Open for service only	5	3.1
Field investigations	5	
Desk reviews	0	
Continued on assistance in GPA	78	48.5
Payment adjusted (GA)	33	(20.5)
Administrative action	42	(26.1)
No irregularities	3	(1.9)

SCHEDULE VII–D.—*GPA cases receiving money payments*

Month	Fiscal year 1962	Fiscal year 1963	Fiscal year 1964	Fiscal year 1965
July	1,565	1,122	675	606
August	1,640	1,032	566	690
September	1,617	994	569	689
October	1,631	958	568	680
November	1,588	948	505	683
December	1,594	888	551	708
January	1,567	868	545	737
February	1,504	828	576	754
March	1,512	751	628	807
April	1,433	726	626	794
May	1,283	753	685	781
June	1,174	663	700	799

Source: DPW monthly statistical reports.

OIC—AFDC AUDIT REVIEW SECTION OPERATIONS, APRIL 1965 THROUGH FEBRUARY 1966

The Audit Review Section assumes the full responsibility for the Audit Review phase of the Investigations and Collections Program by initiating a thorough intensive field investigation of Aid to Families of Dependent Children (AFDC) cases in the January 1, 1963 caseload, General Public Assistance (GPA) cases in the January 1, 1963 caseload, and permanently and Totally Disabled (APTD) cases to determine the validity of the eligibility of each recipient.

The Section contributes to the efficient and economical administration of the Welfare Program and to the discovery of overpayments in assistance payments authorized.

SOURCE OF CASES FOR AFDC AUDIT REVIEW

The purpose of the AFDC Audit Review is to make a full field investigation of all cases in the AFDC caseload as of January 1, 1963, which are still on assistance in the AFDC category when selected for review and investigation.

The Office of Research and Statistics, Department of Public Welfare, was responsible for furnishing to OIC the total AFDC caseload as of January 1, 1963. This caseload included all active cases whether receiving financial assistance or not.

The January 1, 1963, AFDC caseload as adjusted totaled 4,533 cases (Table I).

CONTROL OF PAD CASE CLOSINGS

OIC requested the Field Administrative Branch, Family and Children Services (FAB–FCS), to provide OIC with a Form PA–3 notice of all AFDC case closings subsequent to January 1, 1963. Such notification serves to insure immediate cessation of OIC activities in situations in which PAD closed the case, either prior to OIC review and investigation or while OIC was investigating the case. To assure that OIC received all case closing notifications, OIC requested the Office of Research and Statistics to furnish OIC monthly a consolidated list of all AFDC closings reported by PAD to the Office of Research and Statistics.

SELECTION OF CASES FOR AFDC AUDIT REVIEW

Selection of cases for field investigation is based on Departmental operations in other Divisions of the Department. The Director of Public Welfare authorizes which groups of cases may be investigated.

Within the groups approved by the Director of Public Welfare, the Investigations and Collections Officer or his designated representative reviews each case using guidelines furnished by the Office of Research and Statistics and other criteria to determine the cases most likely to be ineligible and to be investigated first.

The guidelines furnished by the Office of Research and Statistics at the request of OIC were based on their analysis of the AFDC Random Sample Investigation. The report of the Office of Research and Statistics was as follows:

"We have made an analysis of the length of time on assistance and age of the mother for those case (AFDC Random Sample Investigation). It indicates that the highest proportion of cases which were closed during the investigative period were those which had been on assistance less than 3 years and in which the mother was under 40 years of age. Next were those cases in which the mother was on assistance for 3 years or more and under 40 years of age; third were those in which the mother was on assistance less than 3 years and was over 40 years of age; and fourth were those in which the mother was on assistance for 3 years or more and was over 40 years of age."

When a PAD case subject to audit review has been requested and received, it is assigned an OIC number. All OIC numbered cases are reviewed and scheduled by the OIC evaluator and analyzer and forwarded to the investigation section for full field investigations with the following exceptions:

A. Cases closed by PAD prior to OIC review and scheduling.

B. Cases where the OIC evaluator, through case record examination only, questions the eligibility of the recipient for assistance, returns the case record to PAD and PAD closes the case. This type of action is called an OIC Desk Review.

C. Cases selected for Quality Control. If the recipient continues on assistance after the quality control is complete, the case is then investigated by OIC.

AFDC AUDIT REVIEW ACTIVITY

A. Of the 4,533 cases subject to AFDC Audit Review, 1,881 cases (41.5 per cent) had been closed by PAD prior to review (Table I).

B. One thousand and sixty two cases (1,062) were reviewed by OIC.

C. Nine hundred and forty five cases (945) were assigned to field investigations but three were subsequently withdrawn. Reasons for not assigning the balance of the cases received this period are enumerated in Schedule I–D.

D. Field investigations were completed on 844 of the assigned cases, in addition, 18 Desk Reviews were sent to PAD making a total of 862 reports sent to PAD (Table III).

E. Final PAD decisions were received on 780 cases. There were 81 reports at PAD still awaiting final PAD action at the close of the reporting period.

F. The 780 PAD final decisions received show that 229 cases (29.4 per cent) were closed subsequent to review; four cases (0.5 per cent) were closed subsequent to review by transfer to another category of assistance; five cases (0.6 per cent) had the assistance payment terminated but remained open for service only and 542 cases (69.5 per cent) were continued on assistance in the AFDC category. Only 56 cases (7.2 per cent) of the total decisions received showed no irregularities.

G. There were 240 overpayments reported in the PAD decisions received. The overpayments amounted to $90,787—an average of $378.28 per case. (Table I)

H. Table IV shows the characteristics of the 233 closed cases. Seventeen recipients were White and 216 were Negro. The average time on assistance was 56 months. The total monthly payments were $24,634, an average of $105.72 per case per month. The principal reason for closing was "Employed recipient", totaling 51 cases (21.9 per cent).

The approximate amount expended in assistance payments to recipients was $1,380,069.

PAD ACTIONS

Schedule II–C shows the characteristics of 31 cases for which PAD final decisions were received. The average number of days between the date of the OIC report and the date of the last payment was 60 days. The average number of days between the date of the OIC report and the date of PAD closing the case was 96 days. The average number of days between the date of the OIC report and the date of the report of the decision of the Social Worker to the PAD Program Analyst was 151 days. The average number of days between the date of the OIC report to PAD and the PAD notification to OIC of its final decision was 175 days.

The reports at PAD still awaiting PAD final decision are shown in Schedule II–A by the months OIC submitted them to PAD.

UNREPORTED PAD FINAL DECISIONS

There were 81 reports at PAD still awaiting PAD final action as of February 28, 1966. Assuming that for these unreported decisions the percentage of case closings were at the same rate (30.5 per cent) as reported for the first 32 months, there would have been a decrease of 25 cases in the AFDC caseload.

LACK OF ADDITIONAL OIC STAFF FOR OIC PROGRAMS

The APTD Audit Review Program was undertaken by OIC in mid-September 1963 and continued through June 1964. Staff was assigned from the AFDC Audit Review Program to handle this new program. The Intake Review was increased from 50 per cent field investigations to 100 per cent field investigation on a graduated basis starting in April 1964 and operating at 100 per cent by July 1, 1964. Stay was assigned from the AFDC Audit Review Program to handle this increased Intake Review Program. In November 1965 some staff was reassigned to Audit Review.

During the period July through December 1963, 463 AFDC Audit Review reports were sent to PAD. During the next fifteen months (January 1964 through March 1965) 273 reports were forwarded to PAD. From April 1965 through February 1966 only 131 reports were forwarded to PAD. During January to June 1964 the shift of staff to the APTD Audit Review accounted for two thirds of the decrease and the shift of staff to the Intake Review for the

other third. Since July 1964 the shift of staff to the Intake Review has been the reason for the decrease in AFDC Audit Review Investigations.

Assuming that the rate of field investigations completed continued the same in calendar year 1964 as for the six-month period, July through December 1963, a total of 570 (439 AFDC and 131 APTD), OIC would have completed approximately 2470 AFDC Audit Review investigations from January 1964 through February 1966 instead of 404, a difference of 2066 cases. If we assume that the percentage of case closings would have been at the same rate (30.5 per cent) as reported for the first 32 months, there would have been 630 additional closings in the AFDC caseload.

EFFECT OF UNREPORTED PAD FINAL DECISIONS AND LACK OF ADDITIONAL OIC STAFF ON AFDC CASELOAD

Using the two assumptions reported above, for the period January 1964 through February 1966 there would have been a decrease of 655 AFDC cases, 25 due to unreported PAD final decisions and 630 due to lack of additional staff for new and increased OIC programs. During this 26 month period the AFDC caseload actually increased from 3871 to 4700, a total increase of 829.

RECOMMENDATIONS

It is recommended that—

1. The AFDC Audit Review of the AFDC caseload of January 1, 1963, be made with OIC staff at the strength originally authorized.
2. Staff be added for OIC to conduct the APTD Audit of the APTD caseload of June 30, 1963 so that it will be completed in a reasonable time.
3. The Intake Review be conducted at 100 per cent field investigations.
4. Additional staff be approved to make these audit and intake reviews at the strength recommended.

AFDC Audit Review, April 1965–February 1966

TABLE I.—*Activity report*

	Prior	Reported this period	Total
AFDC caseload on Jan. 1, 1963 (schedule I–A)	4,533		4,533
Closed by PAD prior to audit (schedule I–B)	1,632	249	1,881
Balance to be requested	2,901		2,652
Not requested	1,972		1,573
Requested (schedule I–C)	929	150	1,079
Closed prior to receipt and OIC numbering	8	8	16
Balance requested	921	142	1,063
Not received	11	(10)	1
Numbered	916	[1] 152	1,068
Numbered in error	6	0	6
Received	910	152	1,062
Not assigned for field investigations (schedule I–D)	116	1	117
Assigned for field investigation	794	151	945
Assigned, but not investigated	3	0	3
Balance for field investigation	791	151	942
Still under investigation	78	20	98
Field investigations completed (schedule I–E)	713	131	844
Overpayments:			
Number			240
Amount			$90,787
Average per case			$378.28

[1] Current.

SCHEDULE I–A.—*Caseload on Jan. 1, 1963*

	Number
May 1963 Received 3 decks IBM cards of AFDC caseload as of Jan. 1, 1963, from Research and Statistics	4482
May 17, 1962, Received IBM card from Research and Statistics	1
Total	4483
May 23, 1963, Received IBM cards from Research and Statistics	42
Total	4525
Deleted duplicate IBM cards	10
Total	4515
June 7, 1963, Received IBM cards from Research and Statistics	19
Total	4534
Deleted duplicate IBM card	1
AFDC caseload Jan. 1, 1963, as adjusted	4533

SCHEDULE I–B.—*Closings by PAD prior to audit*

Memo number	Memo dated	Number closed	Total
27	May 3, 1965	39	
28	May 28, 1965	16	
29	June 24, 1965	29	
30	July 26, 1965	22	
31	Aug. 31, 1965	15	
32	Sept. 29, 1965	22	
33	Oct. 28, 1965	27	
34	Nov. 29, 1965	36	
35	Dec. 22, 1965	9	
36	Jan. 28, 1966	19	
37	Feb. 23, 1966	18	
Total			252
Cancellation of closings reported	Mar. 9, 1964	1	
	Sept. 13, 1965	1	
	Nov. 23, 1965	1	
Subtotal, cancellations			3
Total closings			249

SCHEDULE I–C.—*Requested*

Memo number	Memo dated	Number requested
19	Nov. 3, 1965	50
20	Nov. 4, 1965	50
21	Nov. 17, 1965	50
Requested through Feb. 28, 1966		150

SCHEDULE I–D.—*Reasons not assigned for field investigation*

Reasons not assigned for field investigation:		
Closed by PAD prior to review: Subsequent to Jan. 1, 1963	8	
Subsequent to OIC numbering, found to be: Out of D.C.	1	
Total completed		9
Not yet Scheduled by evaluators	8	
Total pending		8
Total not assigned		17
Reported prior:		
Closed prior to review	1	
Not yet secheduled by evaluators	13	
Eligibility questioned (desk review)	2	
Total		16
Grand total		1

SCHEDULE I–E.—*Investigations completed, by month*

	Field investigations	Desk review	Total		Field investigations	Desk review	Total
1965				November	0	0	0
				December	2	0	2
April	23	0	23				
May	30	0	30	*1966*			
June	31	0	31				
July	10	0	10	January	17	0	17
August	1	1	2	February	16	0	16
September	1	0	1				
October	0	0	0	Total	131	1	132

TABLE II.—*Reports submitted to PAD*

	Field	Desk	Total
Reports at PAD, March 1965	96	2	98
Reports submitted to PAD	131	0	131
Total	227	2	229
Returned from PAD, closed prior	0	1	1
Balance	227	1	228
Reports at PAD awaiting decisions (schedule A)	81	0	81
PAD final decisions received	146	1	147
Disposition of PAD final decisions:			
Closed subsequent to review	30	1	31
Closed subsequent to review by transfer to another category of assistance	0	0	0
Payment terminated, open for service only	3	0	3
Continued on assistance in AFDC category with money payments	113	0	113
Payment adjusted (GA)	42	----------	----------
Administrative action	65	----------	----------
No irregularities	6	----------	----------

SCHEDULE II–A.—*Reports at PAD awaiting decision*

The reports at PAD awaiting decision were submitted during the following months:

	Field investigations	Desk reviews	Total
1963			
August	1	0	1
September	1	0	1
October	2	0	2
December	2	0	2
1964			
April	3	0	3
June	1	0	1
July	1	0	1
September	2	0	2
November	3	0	3
December	2	0	2
1965			
January	1	0	1
February	4	0	4
March	3	0	3
April	2	0	2
May	7	0	7
June	8	0	8
July	2	0	2
August	1	0	1
December	2	0	2
1966			
January	17	0	17
February	16	0	16
Total	81	0	81

SCHEDULE II–B.—*Characteristics of closed cases*

Characteristics of closed cases	31
A. Race:	
White	3
Negro	28
B. Months on assistance	2,468
Average months on assistance	79.6
C. Total monthly payments	$4,523
Average monthly payment	$145.90
D. Approximate amount of money expended in assistance payments to recipients	$360,081
Estimated Federal share	216,049
Estimated local share	144,032
E. Reasons for Closing:	
1. Income sufficient to meet needs	1
2. Employed recipient	13
3. Employed parent in home	1
4. AFDC parent returned home	3
5. No child in home	2
6. Continuous absence not established	3
7. Receipt of statutory benefits (OASDI, etc.)	4
8. Inability to establish need	0
9. Employable	1
10. Withdrew	2
11. Loss of contact	0
12. Refusal to comply with agency regulations	1
13. Loss of residence eligibility	0
14. In public institution	0
15. Transferred to another category of assistance	0

SCHEDULE II–C.—*Characteristics of closed cases*

Characteristics of closed cases for which PAD final decisions were received from April 1965 through February 1966:

A. Number of cases	31
B. Number of days from the date of the OIC report to the date of the last payment	1,872
Average number of days per case	60
C. Number of days from the date of the OIC report to the date of the case closing	2,968
Average number of days per case	96
D. Number of days from the date of the OIC report to the date of the report of the decision of the social worker (PA–315) to PAD program analyst	4,666
Average number of days per case	151
E. Number of days from the date of the OIC report to PAD and the date of the PAD notification to OIC of its final decision (PA–317)	5,431
Average number of days per case	175

SCHEDULE II–D.—*Cases open for service only*

Characteristics of cases—payment terminated: Open for service only	3
A. Race:	
White	0
Negro	3
B. Months on assistance prior to termination of payment	154
Average months on assistance with payment	51
C. Total monthly payments	$480
Average monthly payment	$160
D. Approximate amount of money expended in assistance payments to recipients	$24,640
Estimated Federal share	14,784
Estimated local share	9,856
E. Reason for termination of payment: Recipient employed	3

TABLE III.—*Reports submitted to PAD, July 1963 to February 1966*

	Field	Desk	Total	Percent
Reports submitted to PAD	844	18	862	
Returned from PAD—closed prior	0	1	1	
Balance	844	17	861	
Reports at PAD awaiting decisions (schedule A)	81	0	81	
PAD final decisions received	763	17	780	100.0
Disposition of PAD final decisions:				
Closed subsequent to review	213	16	229	29.4
Closed subsequent to review by transfer to another category of assistance	4	0	4	.5
Payment terminated—open for service only	4	1	5	.6
Continued on assistance in AFDC category with money payments	542	0	542	69.5
Payment adjusted (GA)	182			(23.3)
Administrative action	304			(39.0)
No irregularities	56			(7.2)

TABLE IV.—*Characteristics of closed cases, July 1963–February 1966*

Characteristics of closed cases	233
A. Race:	
White	17
Negro	216
B. Months on assistance	13,054
Average months on assistance	56.0
C. Total monthly payments	$24,634
Average monthly payment	$105.72
D. Approximate amount of money expended in assistance payments to recipients	$1,380,069
Estimated Federal share	$828,041
Estimated local share	$552,028
E. Reasons for closing:	
1. Income sufficient to meet needs	13
2. Employed recipient	51
3. Employed parent in home	22
4. AFDC parent returned home	8
5. No child in home	23
6. Continuous absence not established	24
7. Receipt of statutory benefits (OASDI, etc.)	12
8. Inability to establish need	16
9. Employable	12
10. Withdrew	27
11. Loss of contact	3
12. Refusal to comply with agency regulations	14
13. Loss of residence eligibility	2
14. In public institution	2
15. Transferred to another category of assistance	4

TABLE V.—*AFDC cases receiving money payments*

	Fiscal year 1962	Fiscal year 1963	Fiscal year 1964	Fiscal year 1965	Fiscal year 1966
Month:					
July	5,530	4,849	4,063	4,039	4,502
August	5,597	4,757	3,949	4,066	4,586
September	5,601	4,615	3,857	4,103	4,626
October	5,607	4,491	3,823	4,113	4,702
November	5,628	4,396	3,791	4,106	4,752
December	5,611	4,353	3,871	4,165	4,735
January	5,553	4,262	3,885	4,179	4,675
February	5,471	4,184	3,904	4,228	4,700
March	5,392	4,189	4,017	4,295	
April	5,251	4,157	3,993	4,344	
May	5,111	4,155	4,010	4,376	
June	4,976	4,062	4,023	4,441	

Source: DPW monthly statistical reports.

Overall savings resulting from OIC operations, fiscal year 1966

	Local	Federal	Total
From investigation activities	$1,615,944	$1,077,294	$2,693,238
From unused OIC budgeted funds	127,491	7,455	134,946
From collections	861,921	61,120	923,041
Total savings	2,605,356	1,145,869	3,751,225

Overall savings resulting from OIC operations, fiscal year 1965

	Local	Federal	Total
From investigation activities	$2,720,948	$1,231,461	$3,952,409
From unused OIC budgeted funds	67,110	3,780	70,890
From budget transfers	38,760	23,840	62,600
From collections	780,022	60,338	840,360
Total savings	3,606,840	1,319,419	4,926,259

PERSONNEL INCIDENTAL TO RECIPROCAL COURT AGREEMENTS

Senator BYRD. Now, resources in the courts. Four positions.

Mr. BREWER. Here we are asking for the restoration of two resource and collections officers and two clerk-typists. This unit is again related directly to the workload which has been accelerated over the years. This is the unit that works with insurance reviews, burials, verification of resources to recipients, property claims, property reviews, all types of resource as well as direct work with the courts in terms of the reciprocal court and juvenile court support orders and particularly in the matter of small claims and estates.

Now, we have been submitting estate claims only when the records show that there would appear to be some possible assets. The Corporation Counsel has recommended for some time that we automatically submit estate claims on the death of any recipient, because there are sometimes hidden resources that turn up at the death that are not known. This unit would carry that.

EVALUATIONS AND CONTROL UNIT PERSONNEL

Senator BYRD. Now, in your evaluation and control unit?

Mr. BREWER. In the evaluation and control unit, we have requested a unit supervisor, two evaluators, a clerk-typist and a dictaphone transcriber. This is the unit that processes and records on a monthly basis all of the investigative reports that flow between public assistance and the Office of Investigations and Collections as set forth in the budget document. We are averaging over 800 public assistance cases a month where we request the PAD record for a desk audit review before assigning the case to investigators. A review of the OIC report is made also at the time OIC investigation report is sent to PAD. We have an increasing workload in this unit, which has had no increase in staff for several years.

COLLECTION BACKLOG

Senator BYRD. Do you have a backlog in this unit of work?

Mr. BREWER. Yes; we do carry a backlog here. I can submit this current backlog for the record, but in all of these operations we are carrying a backlog—Mr. Galvin probably knows the exact amount but I notice recently——

Mr. GALVIN. We are having a backlog in our child welfare referrals to OIC for financial support from parents where children are committed to our care and we review the case to see if the parents should contribute to support.

CASE BACKLOG

Senator BYRD. In what area of your operations is that backlog of case on which the Office of Investigation has completed its work and presented the facts back to the caseworker, and those cases have not been acted upon by the caseworker? In what area of the operations do you find this backlog?

Mr. BREWER. This is in the investigation reports on public assistance cases primarily. This backlog of replies to OIC is in PAD social worker units. The backlog record of outstanding replies is maintained by both PAD and OIC.

Senator BYRD. You have that here?

Mr. BREWER. Yes; this outstanding number of replies would be covered through this evaluation control unit.

There is always a backlog and lag in public assistance replies, and at any one time there are cases of investigation reports that are reported to Public Assistance Division, but have not been acted upon or have not been reported back to OIC. This backlog is primarily reflected in public assistance I would say.

SOCIAL WORKER CASE BACKLOG

Senator BYRD. What kind of a backlog do you have now. The General Accounting Office indicated that there was an inordinate lapse of time in getting to these cases by the social workers.

Mr. BREWER. This is a problem we have been working on each year. The General Accounting Office has reported this on several occasions. I am not able to give you at this moment the backlog. We can submit it totally for the record. Mr. Galvin may have it with him.

Mr. GALVIN. The backlog is as of the 1st of September.

Senator BYRD. Let us hear you now.

Mr. GALVIN. In the audit review there are 146 reports for which we were awaiting replies from PAD on the 1st of September. In intake review in AFDC there were 220 reports. In GPA intake review there were 92 reports. In complaint referrals, there were 171 reports outstanding and in locations, there were 314 reports outstanding.

Senator BYRD. These are cases which your people have completed work on?

Mr. GALVIN. That is right.

Senator BYRD. And they have been sent back where?

Mr. GALVIN. The Public Assistance Division for final decision.

Senator BYRD. By whom?

Mr. GALVIN. By the Public Assistance Division social worker. These are cases on which OIC is awaiting an answer.

Senator BYRD. How long, if we may talk in terms of time, have these been waiting?

Mr. GALVIN. These extend over a year. I would say some as much as 2 years.

CONTINUOUS CONTROL AND REVIEW REQUISITE

Senator BYRD. What can we do, Mr. Brewer, to clean up this backlog?

Mr. BREWER. I think there are two things in this. I think we do have this broken down. Anything over a 30-day backlog, between

30 and 60 is relatively normal. Mr. Galvin's figures show the cases reported back to him. This does not mean that there has been no action taken on all of these cases. For example, when PAD receives the case, the action may be taken, but there is a further lag before the notice of the action taken gets back to Office of Investigations and Collections. It does not mean that we have not acted on some of these cases. But to answer your question as to what we can do to hasten this time period, I think we have to concentrate more on overtime. We have in the past, when the backlog gets up to certain points.

Some of the cases are not cases indicating complete ineligibility. There are various elements of eligibility. I think we need continuous control and review, and also I think it would help if we can get more of some of this reporting on our data processing, so that we get an automatic run showing when something has not come in on schedule. We have been working toward that. So we have a more frequent reconciliation of cases. Sometimes action has been taken by Public Assistance, but not reported to Office of Investigations and Collections, and it does not get back into their records.

Public Assistance Division Delays

Senator Byrd. The General Accounting Office, as I recall, was critical of the delays that occurred in the Public Assistance Division's giving its attention to those cases which had been completed by the Office of Investigation. Mr. Galvin, what is the picture with regard to the delays at Public Assistance Division in making decisions on cases the facts concerning which your people have adduced?

Mr. Galvin. What was the first part of that, sir?

Senator Byrd. What is the situation as regards delays at Public Assistance Division, in making decisions as to eligibility on cases referred to PAD by your people and upon which you have completed work?

Mr. Galvin. At the time that this system was established, evaluators were given to PAD to expedite the cases. We sent out reports to Public Assistance Division through the Public Assistance Division evaluations unit. It is their responsibility to get the work to the social service staff and back. So our dealings are primarily with the Public Assistance Division evaluation unit.

Senator Byrd. Let me ask it this way. Are there not unconscionable delays by the Public Assistance Division in making eligibility findings on those facts that have been presented by your people dealing with the cases that you have worked on?

Mr. Galvin. I would say that in the last year that we have had more difficulties than we have had in the prior two. In the last year we have had more questions about PAD decisions than we have had in the prior 2 years. These questions are about both the decision made and the lack of decisions made.

Case Ineligibility Percentage

Senator Byrd. Now, what percent, Mr. Galvin, of the cases that are being investigated are ineligible at the present time?

Mr. Galvin. This would depend on the category. In AFDC intake in 1966, 47.3 percent of the answers that we received from Public Assistance Division showed the cases to be ineligible for AFDC.

Senator BYRD. Forty-seven?

Mr. GALVIN. 47.3 percent were indicated as being ineligible for AFDC. In the answers we received for 1966 in GPA intake, 65.5 percent of the cases reported back to us by PAD were ineligible for the GPA category. In AFDC audit review, 30.2 percent of the cases on which we received PAD final decisions were ineligible. In complaints and referrals 31.2 percent were ineligible, and in locations 9.3 percent were ineligible for the first quarter of fiscal year 1966. We do not have full 1966 figures for locations but an average of nine to 15 percent ineligibility for locations is normal.

Senator BYRD. Let us take the intake, the AFDC cases that were found ineligible at the point of intake. You said 47 percent.

Mr. GALVIN. 47.3 percent.

Senator BYRD. 47.3 percent. Now, does this not mean that, as a result of any delays by PAD in acting upon the facts that you have been able to elicit and present to them, there are just that many people who are getting welfare benefits but who are not ineligible over that period of time incompassed by the delay?

CREATION OF OVERPAYMENTS

Mr. GALVIN. It means that, and it also means that if PAD does not make the decision in time, they are creating an overpayment.

Senator BYRD. Yes. That is the point I am trying to determine here. The General Accounting Office, I seem to recall, recommended that there be a stepup at PAD in determining the eligibility of those persons whose cases had been referred to PAD by Mr. Galvin's office. It seems to me that that delay involved several months time, 8, 9, or 10 months of time that certain cases had been at PAD. Persons were still receiving benefits, and yet the facts upon which PAD was to make a decision had never been considered.

Is my memory playing tricks on me today?

Mr. BREWER. No. I do not know which GAO reports you are referring to. This has been a matter of concern to me. During the different GAO surveys that we have had, I have discussed this matter with them. I naturally am concerned. Our controls and our direction in this is a constant source of concern to me.

PUBLIC ASSISTANCE BACKLOG

Senator BYRD. Mr. Galvin, would you comment on that? Has there been a backlog of cases at PAD on which you have presented facts for determination by the social workers as to the eligibility of recipients?

Mr. GALVIN. This has been continuous since we have started; yes, sir.

Senator BYRD. Is the backlog increasing?

Mr. GALVIN. No, sir; the backlog is not increasing. It reached its highest point about a year and a half ago. The present backlog is roughly 800 cases.

Senator BYRD. 800 cases?

Mr. GALVIN. Approximately 800.

Senator BYRD. You are still jammed up over in PAD?

Mr. GALVIN. That is right.

Senator BYRD. 800 cases on which decisions should be made based on the facts which your people have presented to PAD?

Mr. GALVIN. This is, as I say, a report as of September 1, and does not include the bulk of the cases that we send to PAD at the end of each month. This includes the cleanup at the end of the month but does not include our new cases. So it would be at least 1,100.

Senator BYRD. Can you indicate how long some of these have been waiting attention there?

Mr. GALVIN. I can cite you our last intake review report. In 1965 we have a few outstanding reports from January and February; then they start increasing in March, April, May, and June.

Senator BYRD. Is that 1965, you say?

Mr. GALVIN. In 1965; yes, sir.

Senator BYRD. You mean there are cases still at PAD that were sent there by your office in 1965, January 1965?

Mr. GALVIN. Yes, sir.

Senator BYRD. Over a year and a half ago?

Mr. GALVIN. Yes, sir.

DELAYS

Senator BYRD. Mr. Brewer, has no action been taken by PAD on those cases yet?

Mr. BREWER. I am not able to say that no action has been taken. We talked with GAO the last time they were in in the terms I mentioned to you of reconciliation of records. Now, there are two delays. There is delay in action on the part of Public Assistance, and I am not mitigating that a bit, because I am very much concerned about it.

Senator BYRD. Yes.

Mr. BREWER. There is also delay in reporting back to PAD after action is taken. From time to time we have tried to make reconciliations, and I understood, although I did not have a report on it, that at the last GAO audit, there was a reconciliation made in terms of the cases Mr. Galvin has had no reports back on, and in which case no action is taken back on. This is why I said that we need further reconciliation of records, because sometimes an action is taken. It depends on the nature of the situation in terms of the facts reported, and sometimes an action is taken and no report gets back to PAD, or there are many months delay in PAD.

CASE CONTROL

I have recommendations from Mr. Galvin, and also from the agency in terms of our control unit. I have had recommendations before me now for the past, I would say, 2 months, in which I have made no decisions in terms of how we may tighten this. We have to find a more direct method of insuring that when Mr. Galvin does not have a case report in a reasonably short time, that this is automatically flagged. We can look into it to see whether or not this is just not a failure to report or whether this represents new action, or whether this represents a changing condition, in which eligibility was determined at the time the report was made, and in which there has been a changed condition which now makes the case ineligible.

All of this is supposed to be reported back to Mr. Galvin's office as expeditiously as possible.

Senator BYRD. Is action taken to terminate the welfare check immediately upon PAD's finding the recipient ineligible?

Mr. BREWER. It depends upon the nature of the facts as reported by Public Assistance. The first action may be a check suspension. It depends on the degree of facts as reported. Public Assistance is responsible for the final decision.

Senator BYRD. Yes.

CASE FLOWBACK

Mr. BREWER. And this does have to be reviewed to be sure that all facts of eligibility indicate either complete eligibility or revision of the assistance payment being issued.

Senator BYRD. But, action to terminate payment to the recipient does not await the return of the case to Mr. Galvin?

Mr. BREWER. No; it does not. Action on termination does not await the report back to Mr. Galvin.

Senator BYRD. But, if the person is ineligible and there has been a consequent overpayment, Mr. Galvin cannot begin to go after that overpayment until the case comes back to him?

Mr. BREWER. That is correct.

Senator BYRD. So, the efforts of Mr. Galvin's office to collect overpayment are delayed by this passage of time?

Mr. BREWER. That is correct.

Senator BYRD. That results from his not receiving the case back. Well, Mr. Brewer, could you think about this further and possibly present a little something for the record?

Mr. BREWER. Yes.

CORRECTIVE ACTION TAKEN

Senator BYRD. To indicate what corrective action will be taken?

Mr. BREWER. I will be very happy to do this, Senator, because as I say, with the large volume of reports flowing back and forth between OIC and Public Assistance, this is something we have to watch very carefully, and I would be glad to submit a statement.

Senator BYRD. I assume that none of the positions we are talking about here would be involved in correcting this situation?

Mr. BREWER. No, the problem as indicated is the flowback from Public Assistance at this point.

(The statement follows:)

In order to expedite actions on OIC reports on public assistance recipients I have directed an immediate review of overdue reports to insure that appropriate action has been taken and to expedite actions that are pending. I have also directed a current reconcilation of public assistance records showing reports pending with that of OIC records to be sure that all actions are being properly recorded and reported.

Since this is an ever recurring problem in view of the annual volume of these reports, the Controller has directed our data processing unit to give priority attention to the establishment of automatic reporting so that both the Public Assistance Division and OIC will receive monthly reports showing status of cases. In addition I am directing the Controller's office to evaluate for me the procedures and organization of the unit in public assistance now handling these reports. I am requesting this study to enable me to determine what organization and procedural changes are indicated to expedite handling between PAD and OIC, sounder evaluation and analysis of actions taken and more prompt reporting so that we can be more quickly alerted to delays and deficiencies.

ADDITIONAL INVESTIGATIVE POSITIONS

Senator BYRD. Now, we are down to the unit of 14 additional positions in Investigation within which unit there would be 7 new investigators.

Mr. BREWER. That is correct, sir.

Senator BYRD. How many investigator positions do you now have, Mr. Galvin?

Mr. GALVIN. Seventy-seven, sir.

Senator BYRD. How many are filled?

Mr. GALVIN. We have all except three filled, sir. Our oldest vacancy has existed only since August 27.

Senator BYRD. What is the necessity for having this additional unit, Mr. Brewer?

AFDC AUDIT REVIEW

Mr. BREWER. This is our effort to expedite particularly the AFDC audit review, which was directed by the Congress. As of June 30 we still had 1,545 cases in the original caseload, which we were directed to complete a 100-percent audit. We have tried to use our investigators, as you know, both in our intake and audit review. The request for this investigative unit is to further expedite this basic review, which is still not completed, and which was directed by the Congress in 1963.

With this additional unit, we will further expedite the action. Otherwise we are going to be continuing on this audit in spite of the attrition, for a good many years, if we are to maintain what I think is essential, our continued intake review, and our sampling of cases. By sampling I mean audit of cases that have come on since this basic caseload.

Senator BYRD. What percent of the applications at intake are investigated by Mr. Galvin's people?

Mr. BREWER. The plan is a 50-percent judgmental selection. Actually with the slight increase in intake in applications and by the diversion of OIC investigative staff, I believe we are investigating now about 33 percent on a judgmental basis. I say judgmental, that is those cases which are read and evaluated and determined by OIC to be the most likely to have ineligibility factors.

RECRUITMENT OF INVESTIGATORS

Senator BYRD. What is your experience with your investigators, Mr. Galvin? I see you are asking for four GS–9's, three GS–7's. Do you have difficulty retaining these men?

Mr. GALVIN. Until May of this year we have had considerable difficulty in maintaining them. They have been leaving for better and higher paying positions in the Federal Government and in private industry. We have lost over 100 percent of investigators since 1962, which means that we have actually had more than 144 different investigators working for the Department since 1962. I have stated previously we only have three investigator vacancies at the present time for which we have not made a selection. Our recruitment is hampered by the lack of registers of eligibles from the Civil Service Commission. We are able to hire from the Federal service entrance examination,

but we have been forced to use every one on our staff to go out and recruit as often as possible in their spare time.

Otherwise we would not be where we are in filling our vacant positions.

Senator BYRD. You say you have had problems up until May?

Mr. GALVIN. That is right.

Senator BYRD. What happened in May?

JOB REEVALUATION

Mr. GALVIN. Our jobs were reevaluated, and were graded higher, so that we are now in a little bit better competitive position with other departments.

Senator BYRD. What percent of your investigators are Negro? Can you supply that for the record?

Mr. GALVIN. Yes.

DEPARTMENT CASELOAD

Senator BYRD. Also supply for the record the percent of your case load that is Negro, all caseloads.

Mr. BREWER. You mean total?

Senator BYRD. Negro and white. What percent of the caseload in each category? We have done this every year, and also the percent of employees throughout your department who are Negroes. Have we not asked for this already, for all departments, Mr. Tobriner?

Mr. TOBRINER. Yes, sir.

Mr. BREWER. The caseload is 86 percent.

Senator BYRD. Break it down.

Mr. GALVIN. I can give you those figures for August 31 for the investigators. There were 18 investigators who were Negro and 41 who were white. This would be 30.5 percent nonwhite. I do not have the figures for the ones who have come in during the month of September.

(The information follows:)

Selected racial characteristics

	Percentage	
	White	Nonwhite
Full-time employment as of June 20, 1966:		
Classified employees	25.4	74.6
Wage board	17.2	82.8
Total	24.4	75.6
Public assistance caseload as of Jan. 1, 1966:		
OAA	24.9	75.1
AFDC	4.2	95.8
AB	9.5	90.5
APTD	16.8	83.2
GPA	15.9	84.1
Total	13.1	86.9

RECOMMENDATIONS TO COMPLETE THE INVESTIGATIONS

Senator BYRD. All right. Now, Mr. Galvin, is this additional unit going to get the job done?

Mr. GALVIN. It will get the job done, yes, sir, but it will take quite awhile.

Senator BYRD. Attrition will do the job first?

Mr. GALVIN. I would say that with seven additional investigators, it will take about 5 to 7 years to complete the job.

Senator BYRD. How many do you really need, Mr. Galvin, to get this job done? We have been talking about getting it done for a long time. I tried and I was able to add investigators, I believe, 1 year over and above the budget, and the House would not agree to them. We could have had this job completed by now. The audit review, which was recommended by the Comptroller General of the United States could have been completed, and many savings would have resulted, but we have not been able to complete it. How many investigators would be needed to do the job say, within a year?

Mr. GALVIN. We could not do it within a year, sir.

Senator BYRD. You could not?

Mr. GALVIN. That would be completely inefficient. We could not recruit, train the investigators and do the job within a year. That would be impossible.

Senator BYRD. What would be your recommendation if you could get the investigators that you need, considering the time frame that would be required in which to train them and get the job done in an efficient way?

Mr. GALVIN. I would say we could do it in 2 years by doubling the number of investigators. This would allow us to do the AFDC audit review, the APTD audit review, the 100-percent intake review and the judgmental sample that we are doing in AFDC.

Senator BYRD. So, you are really talking about 77 additional investigators as against 7, is that right?

Mr. GALVIN. If this is to be done within 2 years; yes, sir.

RECOMMENDATION TO BUREAU OF THE BUDGET

Senator BYRD. Did you request a greater number than the seven, Mr. Brewer, at the Bureau of the Budget level?

Mr. BREWER. We have submitted figures at various times, Senator. These figures that Mr. Galvin gave have been available in terms of carrying on all of these programs that are in front of me at this time.

Senator BYRD. So the Bureau of the Budget has been informed of the need for a larger complement of investigators?

Mr. BREWER. I submit them. I assume that they have.

TOTAL NUMBER OF INVESTIGATORS REQUIRED

Senator BYRD. I believe I requested from you, Mr. Duncan, about a year ago some indication of the number that would be needed to get this job done in an efficient way and in the shortest practicable time. It seems to me that you had Mr. Galvin at that time give you a report, and I believe that——

Mr. DUNCAN. Something like 3 years, was it not?

Senator BYRD. Perhaps 2 years. There was a suggested figure of 80 or more positions, was there not, in that report, Mr. Galvin?

Mr. GALVIN. This was for a 3-year period. I submitted it to Mr. Brewer at Mr. Duncan's request last year.

Senator BYRD. Do you have a copy of that with you?

Mr. GALVIN. Yes; I have a copy. I do not have what Mr. Brewer submitted. I know that he submitted something in addition to that.

Senator BYRD. What I am trying to get at here is some indication of the real picture of need as against this skeletonized request that has been presented here, with the approval of the Bureau of the Budget. This Bureau of the Budget has been informed that more investigators than seven are needed. It has been appraised of the number that was presented in Mr. Galvin's report to Mr. Duncan.

Mr. GALVIN. I have this report here.

Mr. BREWER. Shall I submit it for the record?

Senator BYRD. Yes, may I see it? This is quite voluminous.

Mr. GALVIN. In a 3-year period it was 46 investigators and that did not include the 13 requested for the——

Senator BYRD. So, as I take it you felt at that time that 46 investigators would be needed to complete the job over a 3-year period?

Mr. GALVIN. Over a 3-year period; yes, sir.

Senator BYRD. Whereas the request before us is for seven?

Mr. GALVIN. That is right. The request at that time, if we had included the judgmental sample, would have been 59.

Senator BYRD. I am constrained to think, Mr. Galvin, we may as well not have any additional ones at all as to have only seven. You cannot do the job with seven.

Mr. GALVIN. As I say, with seven it would take 5 to 7 years.

Senator BYRD. But attrition will take care of the matter in 5 to 7 years in that group, probably.

Mr. BREWER. Did you want this in the record? I was not clear.

COMPLETION OF AUDIT REVIEW AND CLEANING UP CASELOAD

Senator BYRD. No; I do not think so. I have crusaded for an implementation of the Comptroller General's recommendation for a long time, that this audit should be completed, and that the old cases ought to be cleaned up. You have indicated you cannot do it with seven additional investigators and as far as I am concerned if we are just going to go through the motions, why we may as well just forget it for the present. I am not interested in playing games. I am interested in trying to do the job. I think we have to either clean up the caseload and rid the caseload of the ineligibles and the taxpayers of the burden of supplying welfare benefits to recipients who do not qualify, or be frank about it and admit that we don't give a darn.

As far as I am concerned, we may just save 7 positions right there. We have either got to do a thorough job or else admit that we are content with going halfway. I do not think we can fool anybody or that we ought to try to fool anybody by putting on seven more investigators. This is no reflection on you. I think you have done a good job with what you have had. It is no reflection on you, Mr. Brewer. If I felt that we could add enough investigators and that the other body would accept them, why I would be glad to try it. I seriously doubt that you could make much more of a dent than you are now making

with only seven more people, and to allow a mere handful wouldn't be worth the effort because we would only be giving the critics of investigators another excuse to shoot at you. If you were being given enough to do an adequate and efficient job in accelerating and completing the audit, it would be a different matter.

Now, Mr. Brewer, what is our next item?

CAPITAL OUTLAY RESTORATION

Mr. BREWER. We have one item for capital outlay restoration.

Senator BYRD. All right, let us hear that.

Mr. BREWER. We are asking for the restoration of $56,000. The page number I have is J-29.

Senator BYRD. Go ahead.

CONSTRUCTION OF NEW WING FOR RECEIVING HOME

Mr. BREWER. We are asking for the restoration of $56,000 for the construction of a second floor on the new wing of the receiving home, and to convert the first floor of this wing into shops for maintenance and storage purposes. This would provide an addition for increased capacity of 60. The building capacity is now 90. This $56,000 is for plans and specifications. This does not include construction costs. We have carried a population of approximately 150 over the past several years. The tables showing the annual average population for the receiving home are available for the record. A new wing was constructed a number of years ago, which helped us in the situation, and that wing was so constructed that a second story could be added. We are proposing that a second story be added, and the first floor that we are now using for housing be converted to some shops. We have three classrooms now.

We have a makeshift shop that we converted from a storage room in the basement. We feel we can do some manual shopwork, and also we could do some furniture repairing and other work that does not require great skill. With this project we would obtain increased bed capacity, and increased facilities for shop activities. We have watched this receiving home population. We work very closely with the court and the courts have worked very hard in the past year to hold this population. I think that 150 is a reasonable capacity for a city of this size. Of course, we have boys and girls in the receiving home anywhere from 24 hours sometimes up to 2 or 3 weeks or longer.

Senator BYRD. Was this presented to the House?

Mr. BREWER. This was presented to the House.

ADDITIONAL INVESTIGATIVE POSITIONS

Senator BYRD. What is the next item?

Mr. BREWER. This is all of my restorations, sir.

Senator BYRD. Mr. Brewer, your statement has been included in the record in its entirety. You have the tables that you talked about?

Mr. BREWER. Yes, sir. All of the tables presented at last year's hearings are updated and available to be placed in the record.

Senator BYRD. Was the request for the additional unit in Mr. Galvin's shop presented to the House?

Mr. BREWER. Yes, sir.
Senator BYRD. They did not allow it?
Mr. BREWER. They did not allow it.

INELIGIBLE RECIPIENTS OF AID

Senator BYRD. I want the record to show that I stand firm and in the same position that I have maintained in previous years with regard to the need of cleaning up this caseload. I think it is a disgrace that we allow these ineligibles to remain in the caseload knowingly when the samples have shown without any doubt that a great proportion of the ADC, the GPA, and the APTD caseloads are ineligible, and when this fact has been repeatedly brought to the attention of the Department, repeatedly brought to the attention of the Commissioners, repeatedly brought to the attention of the Congress, and repeatedly brought to the attention of the people responsible for making up the budget.

The Comptroller General, as I have indicated many times, made the recommendation in his reports. They have been included many times in the record. I do not know how much longer the people in this country are going to put up with this business of having ineligibles on the caseload and just closing our eyes to their existence there, but I think we are just attempting to kid ourselves and kid the people if we allow only seven additional investigators to help clean up this caseload. So until the Department, the District of Columbia government, and the executive branch face the thing honestly and come to grips with it, why I am not interested in going through the folderol of fooling people and kidding anybody that this job can be completed with a paltry seven additional investigators.

I would hope that if we really mean business, that we would ask next year for a sufficient number of investigators—I say this to the Department and to the Commissioners—I would hope that if we really want to get this job done, and clean these freeloaders off the rolls, a sufficient number of investigators will be requested. You should be content with no less.

It is not a very popular thing to advocate investigators and it is not a very popular thing to be an investigator. But I have no doubt but that the people of the country want integrity in this program, and they want these caseloads to be made up of deserving qualified recipients. Nobody objects to helping people who deserve help and who can qualify under the regulations. But this business of having caseloads weighted down by ineligibles is a sorry situation, and it really robs other deserving programs and robs deserving recipients under this program.

Mr. Gavin, you must continue to work with 77 positions, as far as I am concerned, until somebody up above decides to get down to business and comes to grips with this thing and faces up to it squarely.

TEMPORARY ASSISTANCE PROGRAM

What has been your experience, Mr. Brewer, with the temporary assistance program?

Mr. BREWER. Senator, our experience has been very good I feel. I have tables also to submit to the record in terms of this program. Through July we took care of 753 families, including 2,256 children. This is the program, where people are eligible pending employment

or pending placement in training. Our closings in this program shows that the highest percentage of them have been closed out and placed in training. I have a table to put into the record showing this. During this period from October through June—we opened this program in October—we closed out and placed in our work training and opportunity program 304 people.

Senator BYRD. May we have that please?

Mr. BREWER. Yes, sir, we have all of this. That is about 46 percent; 36 percent were closed because of employment and increased income. It has proven to be a rapid turnover program, and I think has been kept well in bounds in terms of the program as it was set up.

Senator BYRD. You feel that it has been a good program?

Mr. BREWER. Yes, sir. As long as it is tied into an ongoing work training and experience program, this to me is the key to it.

(The information follows:)

Reasons for closing TAFUP cases, October 1965 through June 1966

Reasons	Number	Percent
Total	657	100.0
No longer eligible with respect to need: Material change in income or resources	241	36.7
Employment or increased earnings of person in home:		
TAFUP father	26	
TAFUP mother	84	
TAFUP child	2	
Receipt of or increase in support as a result of: Absent parent's return	2	
Receipt of or increase in support from person outside home: Other person	1	
Receipt of or increase in benefits or pensions under:		
OASDI	1	
Unemployment compensation	123	
Nongovernmental program	2	
Enrolled in work and training opportunity center	304	46.3
No longer meets eligibility requirements other than need	112	17.0
Enrolled in other training program	4	
Refusal to accept employment for which qualified	7	
Exhausted authorized assistance period	4	
Refusal to maintain USES registration	1	
Refusal after acceptance to comply with eligibility requirement	26	
No longer employable	21	
Incarceration	5	
Other [1]	5	
Eligible for another assistance program other than WTCO	3	
Loss of contact	34	
No longer eligible for WTOC	2	

[1] No eligible child, 2; mother institutionalized, 1; unable to determine resources, 1; no longer head of household, 1

PROGRAM LIMITATIONS

Senator BYRD. What has been the average length of time on which the people have been on the program?

Mr. BREWER. 33 percent were on from 1 to 4 weeks. This is a weekly program. It is hard for me to give an overall average. I have a table for the record showing the number of weeks, and by percentage. From 5 to 8 weeks was 40 percent. Then it goes on down. Nine to twelve weeks 14 percent, 13 to 16 weeks, 5 percent on down to 1.1 percent which is 26 weeks, which is the longest.

Senator BYRD. So, 1.1 percent have gone the full length of time?

Mr. BREWER. That is right, 25 to 26 weeks. This represented seven cases.

Senator BYRD. There is a limitation of 6 months?
Mr. BREWER. There was a limitation of 6 months on this program.
Senator BYRD. 1.1 percent have been on for 25 to 26 weeks?
Mr. BREWER. Only 1.1 percent.
(The tables follow:)

Length of time on assistance for temporary assistance to families of unemployed parents cases from October 1965 to June 1, 1966

	Number of cases	Percent of total
Total	669	100.0
1 to 4 weeks	224	33.6
5 to 8 weeks	270	40.5
9 to 12 weeks	96	14.4
13 to 16 weeks	35	5.3
17 to 20 weeks	15	2.1
21 to 24 weeks	21	3.0
25 to 26 weeks	8	1.1

Length of time on assistance for temporary assistance to families of unemployed parents cases from October 1965 to June 1, 1966

	Number of cases	Percent of total		Number of cases	Percent of total
Total	669	100.0	13 weeks	11	1.6
			14 weeks	9	1.4
1 week	36	5.4	15 weeks	9	1.4
2 weeks	40	6.0	16 weeks	6	.9
3 weeks	76	11.4	17 weeks	3	.4
4 weeks	72	10.8	18 weeks	4	.6
5 weeks	86	13.0	19 weeks	3	.4
6 weeks	65	9.7	20 weeks	5	.7
7 weeks	60	9.0	21 weeks	5	.7
8 weeks	59	8.8	22 weeks	10	1.5
9 weeks	39	5.8	23 weeks	5	.7
10 weeks	20	3.0	24 weeks	1	.1
11 weeks	18	2.7	25 weeks	1	.1
12 weeks	19	2.9	26 weeks	7	1.0

PROGRAM TYPICAL AVERAGE PAYMENTS

Senator BYRD. What has been the average payment under this program?
Mr. BREWER. We have variations by week on this program. I took, for example, the payroll for the week of September 19, which is a typical week. The average weekly payment was $37.46.

PAYMENT CEILING

Senator BYRD. What percent of those on the program have qualified for the payment ceiling? The ceiling is $200, is it not?
Mr. BREWER. The ceiling is $200. I have not been able to get a percent on this, but I can give it to you this way. The $200 ceiling hits the family of five and six, two adults and three children or one adult and five children. For the week of September 19 the average family component was 3.9.
I may be able to get for the record before it closes, the number of families that actually would have been eligible for more than the maximum limitations of $200 per month. The reasons for closing do not show this. I think this answers the question basically, that the actual

average family size is 3.9, and the limitation would effect the cases of from five to six or over in the family. I would estimate that approximately 5 percent of our families would have been eligible for more.

But of course, here again you almost have to do a case analysis, because some families of six still may have met need. They may have had other income from child support or other resources.

Senator BYRD. You have the table for us?

Mr. BREWER. Yes, this table is ready for the record.

(The table follows:)

Temporary assistance for families of unemployed parents cases eligible for more than $46.50 ($200 per month) maximum weekly payments—October 1965 through June 1966

Range over maximum payment:	Cases
Total	27
$1 to $4.99 per week	13
$5 to $9.99 per week	9
$10 to $14.99 per week	4
$15 to $19.99 per week	1

DEMONSTRATION AT BELL SCHOOL

Senator BYRD. What was the cause of the demonstrations last May at Bell school?

Mr. BREWER. The cause of the demonstrations at Bell school—an investigator was parked in a car in the Barry Farm area. A group of individuals in the neighborhood attempted to remove the investigator from the car. The police were called. The investigator was taken to the police precinct. The demonstration which followed this incident, as to the cause of it, was basically, I would say, against investigators, because this particular investigator had not—

Senator BYRD. You say against investigators?

Mr. BREWER. Yes. An attempt to demand to see the chief of the investigation unit, and present—there were various demands, if you look at the picket signs that were used. Behind this was also the accusation of harassment, and we have always been very conscious of this as I have stated to this committee and as I have stated publicly, and we have taken increased precautions to be sure that we cannot even be accused of harassment.

The number of cases that come to my attention officially are relatively few, and are investigated by the Office of Investigations and Collections or by my office or jointly, depending on the nature of the complaint. This demonstration was apparently a demonstration against investigators per se. This individual had not done anything that was not in his line of duty.

ORGANIZED DEMONSTRATIONS

Senator BYRD. Were the demonstrations organized?

Mr. BREWER. I would say they were organized; yes, sir.

Senator BYRD. By whom?

Mr. BREWER. By neighborhood workers in the area who did deliver demonstrators in their cars, who did appear in the picket lines.

Senator BYRD. These are antipoverty workers?

Mr. BREWER. In that particular section of the city.

Senator BYRD. What section of the city was it?
Mr. BREWER. Southeast.
Senator BYRD. Southeast?
Mr. BREWER. Yes, sir.

SOUTHEAST NEIGHBORHOOD HOUSE

Senator BYRD. Is that in the area of Southeast Neighborhood House?
Mr. BREWER. Yes, sir.
Senator BYRD. What is being done if anything, Mr. Tobriner, with regard to, if I may direct this question to you, with regard to investigating the activities of Southeast Neighborhood House? We have seen this same organization, according to the press, organize demonstrations against the police. What is being done to find out what elements are at work over there creating this unrest?
Mr. TOBRINER. Mr. Chairman, we have no direct contractual relationship or employment relationship with the blockworkers. Our relationship is with UPO who in turn employs these blockworkers, so that unless some criminal activity takes place, it is not possible for us to investigate their activities effectively.

ORGANIZED DEMONSTRATIONS

Senator BYRD. What suggestions, if any, do you have for dealing with this situation, wherein people in one agency who are paid by the taxpayers, organize demonstrations against people working in another Government program?
Mr. TORBINER. I would say that the primary responsibility for investigation lies on the OEO, which initially funds these plans.
Senator BYRD. Do not the Commissioners have any——
Mr. TOBRINER. We accept grants, and of course, it would be possible for us under proper circumstances to decline grants.
Senator BYRD. Could the Commissioners not take some action to request the Office of Economic Opportunity to investigate these activities?
Mr. TOBRINER. Yes; I think we could make that request.
Senator BYRD. Has this been done?
Mr. TOBRINER. It has not.
Senator BYRD. It has not. Do you not think that such action is called for?
Mr. TOBRINER. I think there would have to be some analysis of the proper function of blockworkers, and this I am not prepared to state at the moment. There is a legitimate and proper function, in my opinion, for blockworkers which is not subject, in my opinion, to criticism. But when they go beyond that legitimate function, and I am not prepared to draw the line at this moment, I think that they are subject to censure.

BACKGROUND INVESTIGATORS

Senator BYRD. Well, you would not be drawing the line, would you, if you merely asked the Office of Economic Opportunity to look into the situation, find out what activities are being engaged in by people who are being paid through the antipoverty program, and investigate the background of some of these people?

Mr. TOBRINER. I think that is true.

Senator BYRD. Certainly information on their background is available. If there is some sinister influence at work at Southeast Neighborhood House, then we ought to find out what it is.

Mr. TOBRINER. I do not think it is so much the background as it is what they do.

Senator BYRD. Well, sometimes the background of an individual may have considerable to do with what he advocates. I really believe, Mr. Commissioner, that the situation over in Southeast bears looking into, and I am concerned when antipoverty workers organize demonstrations against constituted authority, organize demonstrations against the police, organize demonstrations against the Welfare Department, and encourage the welfare recipients themselves to participate in the demonstrations against welfare officials. They demonstrated over at Mr. Galvin's home. They came over to my home in Arlington and picketed, and according to the press as to their activities there, they were advised by an individual who was, at that time, I believe, employed in the antipoverty program.

But in any event, there are persons at Southeast House who reportedly have admitted to organizing demonstrations against the police. They call it direct action. This may be a somewhat innocuous term, but these things are going to undermine law and order in the city, and I just feel that if the Commissioners can properly request an investigation by OEO of this, they have the duty to do so. I think the time has long passed that a good hard look be taken to see what is going on over there. This is causing tremendous problems, bringing about harassment of the police, fomenting disorder, creating hazards for the citizenry. It surely was not the intention of Congress to adopt a program of this sort. I thought I had read in the paper something to the effect that the UPO was making an investigation of this situation.

INVESTIGATION BY UPO AND CITIZENS COMMITTEE OF 11TH PRECINCT

Mr. TOBRINER. The Board of the UPO either has or is making an investigation, and the citizens committee of the 11th precinct also went into the question and made certain findings.

Senator BYRD. Well, this is the kind of antipoverty work we do not need, Mr. Tobriner, in my judgment. I do not think it benefits the so-called poor people. I think it just contributes to a misunderstanding on their part that they have a right and a duty to demonstrate, riot, and picket. This activity ought to be condemned in no uncertain terms, and those who are responsible for encouraging it over there should be somehow relieved of their employment.

QUESTIONS SUBMITTED BY SENATOR BYRD

As to various other matters, I will submit to you some written questions, Mr. Brewer, for your attention, and if you will just supply the answers for the record it will save time.

Mr. BREWER. Yes, sir.

(The questions and answers follow:)

Question. Furnish me any detail explanations or reports that you may have on your request for rental allowances.

Answer. The intent of the Department's shelter allowance adjustment program is to enable public assistance recipients to retain, or to obtain, decent and adequate housing which meets the minimum space requirements, depending upon the number of persons in a given family and which also meets the Building Code requirements. On the basis of a 1964 survey conducted by the Department, it is concluded that 51 percent of recipients on the public assistance rolls at that time were being charged approximately 18 percent more for shelter than current shelter standards allow. Although no specific facts are available at the present time, the Department assumes that a great many public assistance recipients are today living in a sub-standard housing. As an alternative to perpetuating the subsidization of slum landlords and in an effort to assure decent and adequate housing for public assistance recipients, the Department's shelter allowance proposal has been developed.

Under this proposal, housing specialists within the Department will make a thorough analysis of the living quarters now occupied by all public assistance recipients with the exception of those recipients residing in public housing. We propose to first start with such an analysis of AFDC families and then move on to the other public assistance categories. On the basis of the findings reflected in the housing survey and analysis, a public assistance family or recipient may be eligible for an upward adjustment in shelter allowances providing that the present living quarters meet certain criteria. For those public assistance recipients who are found to be living in sub-standard homes or apartments, no increase in their shelter allowances shall be authorized until such time as the Department housing specialists have located living quarters which meet the criteria for a shelter allowance increase.

The program also calls for an increased effort by Department staff in assisting public assistance recipients in effectively maintaining their homes. Further, Department housing specialists shall work closely with landlords toward the correction of Building Code deficiencies and shall report such deficiencies to the Housing Division in the Buerau of Licenses and Inspections whenever such efforts fail.

I am attaching hereto a copy of the rental allowance adjustment proposal which thoroughly explains this program.

A REVIEW OF HOUSING FOR LOW INCOME GROUPS IN THE DISTRICT OF COLUMBIA FOR THE DISTRICT OF COLUMBIA PUBLIC WELFARE ADVISORY COUNCIL

(Department of Public Welfare, District of Columbia, October 1964)

PART 1—A SURVEY OF PUBLIC ASSISTANCE SHELTER COSTS AND ALLOWANCES

I. INTRODUCTION AND BACKGROUND

The District of Columbia Government provides public assistance monthly payments to 10,310 cases (as of June 1964) comprising 25,716 persons. Over twelve million dollars are paid annually to eligible persons and families under five different assistance programs as follows: Old Age Assistance, Aid to Families With Dependent Children, Aid to the Blind, Aid to the Permanently and Totally Disabled, and General Public Assistance. Of the twelve million dollars granted for these programs, it is estimated that over five million dollars or 42 percent of the total grants are spent on shelter.

The standards or requirements for public assistance allowances for the District of Columbia, Department of Public Welfare, include allowances for (a) basic requirements that are common to all persons, i.e., food, clothing, and personal or household needs, (b) shelter, and (c) contingent items which are needed by some persons in specified circumstances. The standards, based on need, are designed to assure like payments to all recipients in similar circumstances.

A Public Assistance Social Worker determines specific needs of each family member, i.e., an assistance unit (1) at the time of application, (2) during a case review, or (3) whenever a recipient's situation changes. A case review is conducted at monthly intervals in all instances.

Standards or requirements are determined according to policies established by the District of Columbia Commissioners. Standards or requirements are based on local cost of living studies. The last cost of living study was conducted by the Department of Public Welfare in 1957. With this in mind the Public Welfare Advisory Council and the Director of the Department of Public Welfare recommended that the basis for the present standards for shelter allowance be examined as a first step in a review of the entire public assistance grant structure.

A study of this nature has implications related to all standards or requirements. Therefore, this study will be limited to the area of shelter costs and allowances.

Table 1 is included as a sample of current grant levels showing basic personal requirements and maximum shelter costs as related to the size of family. The reductions ordered by the District of Columbia Commissioners in 1962 for larger families are also shown in this table.

TABLE 1.—*Sample grants based on maximum shelter allowance without income*

[Commissioners' budget standard—April 1957 prices (reduction effective Nov. 1, 1962)]

Family size	Family composition	Basic personal requirements						Maximum shelter costs					
		Food	Clothing	Personal household needs	Total BPR	Reduction	Revised total	Rent	Heating fuel	Utilities	Refrigeration	Total shelter	Maximum grant
1	1 adult eating in (OAA, AB, ATD)	$25	$8	$7.20	$40.20	0	0	$36	$6	$3	$2	$47	$87
1	1 adult eating in (GPA)	25	8	3.00	36.00	0	0	36	6	3	2	47	83
1	1 adult eating out (OAA, AB, ATD)	50	8	6.20	64.20	0	0	30	5	1	0	36	100
1	1 adult eating out (GPA)	50	8	2.00	60.00	0	0	30	5	1	0	36	96
2	2 adults (OAA, AB, ATD)	44	16	10.20	70.20	0	0	42	6	4	2	54	124
2	2 adults (GPA)	44	16	6.00	66.00	0	0	42	6	4	2	54	120
2	1 adult and 1 child 8	44	15	5.00	64.00	0	0	42	6	4	2	54	118
3	2 adults and 1 child 14	65	22	6.00	93.00	0	0	46	7	6	2	61	154
3	2 adults and 1 child 8	60	21	6.00	87.00	0	0	46	7	6	2	61	148
3	1 adult and 2 children, 4, 8	56	18	6.00	80.00	0	0	46	7	6	2	61	141
3	2 adults and 1 child 4	56	18	6.00	80.00	0	0	46	7	6	2	61	141
4	2 adults and 2 children, 4, 8	68	24	8.00	100.00	0	0	46	7	6	2	61	161
4	1 adult and 3 children, 6, 8, 14	77	26	8.00	111.00	0	0	46	7	6	2	61	172
5	2 adults and 3 children, 4, 8, 14	91	31	10.00	132.00	0	0	48	8	6	2	64	196
5	1 adult and 4 children, 4, 6, 8, 14	91	30	10.00	131.00	−$2	$129	48	8	6	2	64	193
6	2 adults and 4 children, 4, 6, 8, 14	109	37	12.00	158.00	−2	156	48	8	6	2	64	220
6	1 adult and 5 children, 2, 4, 6, 8, 14	105	34	12.00	151.00	−6	145	48	8	6	2	64	209
7	2 adults and 5 children, 2, 4, 6, 8, 14	123	41	14.00	178.00	−6	172	51	9	6	2	68	240
7	1 adult and 6 children, 2, 4, 6, 8, 14, 16	128	41	14.00	183.00	−10	173	51	9	6	2	68	241
8	2 adults and 6 children, 2, 4, 6, 8, 14, 16	146	48	16.00	210.00	−10	200	51	9	8	2	70	270
8	1 adult and 7 children, 1, 2, 4, 6, 8, 14, 16	142	45	16.00	203.00	−14	189	51	9	8	2	70	259
9	2 adults and 7 children, 1, 2, 4, 6, 8, 14, 16	160	52	18.00	230.00	−14	216	55	11	8	2	76	292
9	1 adult and 8 children, 1, 2, 4, 6, 8, 10, 14, 16	160	51	18.00	229.00	−18	211	55	11	8	2	76	287
10	2 adults and 8 children, 1, 2, 4, 6, 8, 10, 14, 16	178	58	20.00	256.00	−18	238	55	11	8	2	76	314
10	1 adult and 9 children, 1, 2, 4, 6, 8, 10, 12, 14, 16	178	57	20.00	255.00	−22	233	55	11	8	2	76	309
11	2 adults and 9 children, 1, 2, 4, 6, 8, 10, 12, 14, 16	196	64	22.00	282.00	−22	260	55	11	8	2	76	336
11	1 adult and 10 children, 1, 2, 3, 4, 6, 8, 10, 12, 14, 16	192	61	22.00	275.00	−26	249	55	11	8	2	76	325
12	2 adults and 10 children, 1, 2, 3, 4, 6, 8, 10, 12, 14, 16	210	68	24.00	302.00	−26	276	55	11	8	2	76	352
12	1 adult and 11 children, 1, 2, 3, 4, 6, 7, 8, 10, 12, 14, 16	210	67	24.00	301.00	−30	271	55	11	8	2	76	347
13	2 adults and 11 children, 1, 2, 3, 4, 6, 7, 8, 10, 12, 14, 16	228	74	26.00	328.00	−30	298	55	11	8	2	76	374
13	1 adult and 12 children, 1, 2, 3, 4, 6, 7, 8, 9, 10, 12, 14, 16	228	73	26.00	327.00	−34	293	55	11	8	2	76	369

Problem and purpose of study

This study was conducted to investigate the question, "Do the allowances for shelter (including all utilities) in public assistance grants cover the actual costs which recipients pay for shelter (including utilities)?" This review should be considered as a first step in an attempt to investigate the adequacy of public assistance grants in meeting the needs of welfare recipients.

Established agency maximums of current shelter allowances which are paid to assistance units will be compared with actual costs which recipients or assistance units must pay for shelter in the local housing market. Characteristics of individual recipient needs will be reviewed in relation to size of family, total resources, living arrangements, and miscellaneous factors for each of the five categories of public assistance.

Data and findings of the study will aid in determining whether or not revisions of present standards, policies and procedures regarding shelter allowances are needed.

Limitations of study

This study is limited in that the quality of housing which welfare recipients are receiving is not measured or known. A future study could perhaps compare the recipients' shelter costs with other non-recipient families in the community. Aspects of quality of housing or value received by welfare recipients are important considerations for future study.

This study does not evaluate components of the grant paid to recipients for food and other items. These components comprise over one-half of the total grant. Studies in the near future are planned which will attempt to determine whether or not current total assistance allowances for food and other items meet recipients' needs.

This study does not delve into the social and ethical questions related to shelter allowance increases (if this is warranted). The question is posed, "Would increased shelter allowances actually provide better housing and what effect would this increase have on recipients?"

This study does not investigate the methodology of determining shelter allowances, whether they are determined properly, or if the basic method of determining recipient grants should be changed or re-designed. A separate study is currently being made by the Planning and Coordination Staff of the Department of Public Welfare on the feasibility of using other methods of determining grants, such as the standard grants or flat allowance methods.

Other factors such as location of housing, availability, rent structures, needs and many other related questions should be studied in greater depth. These factors are pursued in this study only to the extent that they clarify an understanding of the focal issue of adequacy of shelter allowances.

Definition of terms

1. *Shelter Cost* as used in this study includes heat, electricity, natural gas, water, and rental payment.
2. *Budget Standards* are referred to as standards for welfare recipients authorized by the District of Columbia Board of Commissioners.
3. *Basic Personal Requirements* is the portion of Department of Public Welfare Budget Standard which includes food, clothing, and personal and household necessities.
4. *Shelter Allowance* means the portion of the Department of Public Welfare Standards used by the agency in the preparation of the recipient's budget for shelter expenses.
5. *Rent for Dwelling* is that amount charged to the leasee per month and may or may not include other costs.
6. *Proration* is the per capita costs to each member of the *assistance unit* in the *household* composition.
7. A *household* consists of all those persons who occupy a *housing unit*.
8. A *housing unit* is defined as a single room or group of rooms occupied or intended for occupancy as separate living quarters.
9. *Assistance Unit* is a group in which each person has met all eligibility requirements.
10. *Monthly Budgeted Payment* is the cash assistance authorized for periods of more than one month to meet the difference between the recipient's available resources and his requirements as established by the Department of Public Welfare Budget Standards. (This excludes the authorization of emergency

assistance, supplemental or prorated payment for a portion of the month, which are authorized for one month periods only.)

11. *Regular Payment*—A payment that includes specified allowances for basic personal requirements, shelter, and contingent items when required.

12. *Room and Board, Foster Care, and Nursing Care* payments are those in which the allowances are made for specific basic personal requirements.

13. *Contingent Items* are special allowances included in the budget only when justified by the recipient's circumstances, e.g., fee for appointment of a committee; housekeeping and homemaker service; special laundry; transportation; cost of producing income; life insurance premiums, etc.

14. *Resources* are incomes from outside support such as statutory benefits, Veterans benefits, Social Security payments, Civil Service Retirement annuities, rental income, miscellaneous earnings, or voluntary contributions.

15. *Family Group or Unit*—Any assistance unit with children and natural parent(s) living together.

II. REVIEW OF LITERATURE

There are several guides available in measuring approximate shelter and food requirements which are needed by the various sizes of families. Among these are the *City Worker's Family Budget* published by the Bureau of Labor Statistics, *Cost of 1 Week's Food at Home* published periodically by the Consumer and Food Economics Research Division, U. S. Department of Agriculture and other similar publications. The Bureau of Family Services, Department of Health, Education, and Welfare, publishes average grants monthly for all states and the District of Columbia. Public assistance grant comparisons may be made with states where comparable price levels are maintained.

Historically, available records of the Department of Public Welfare indicate that shelter allowances which were based on standards set in March 1949 were revised upward as much as 25 percent in December 1953. In 1957, District of Columbia Budget Standards were revised for food and other basic personal allowances; however, shelter allowances were maintained at the levels established in 1953.

A study was made in the summer of 1963 by a Department of Public Welfare Research and Statistics staff member to determine the number of public assistance cases which received maximum shelter allowances. In this study of 1,000 OAA, AFDC, ATD and GPA cases, it was founded that 52 percent received the maximum shelter allowance in these assistance payments, 34 percent received less than maximum shelter allowance, 10 percent received prorated shelter allowance and 4 percent received no shelter allowance. The highest percentage receiving maximum shelter allowance was the AFDC category. The OAA category showed the fewest number of cases receiving the maximum shelter allowance. (See Table 2).

A survey of shelter costs was undertaken in April 1964. This survey comprised a 1 percent sample or 103 cases from the Department of Public Welfare public assistance caseloads in April 1964. Results of this study indicated that the average shelter cost was 4 percent over the allowance for shelter, with variations in shelter allowance deficits ranging as high as 44 percent. Shelter allowances were inadequate in nearly two-thirds of the cases included in the sample. Other facts produced by this small sample were not conclusive due to wide variations of the data and a bias in the direction towards the one person living unit.

III. SAMPLE DESIGN

The universe for the study is a systematic random sample of each category of public assistance cases receiving payments during the month of June 1964. The initial sample was designed for 6 percent or 618 cases but other cases found to be connected with the intial sample increased the universe to 669 cases or 6.5 percent.

Multiple-Stage sampling or sub-sampling areas of these cases were drawn as the study proceeded. Table 2 shows the universe and sample data of June 1964. The cases selected by using these sampling techniques are as follows:

TABLE 2.—*Universe and sample data, June 1964*

Category	Total cases receiving payments	Percent of total	6 percent	Cases not available	Cases deleted from sample	Other cases found in households	Total cases in sample 6.5 percent	Percent of total
Total	10,310	100.0	618	7	3	61	669	100.0
OAA	2,401	23.2	144			6	150	22.5
AB	201	2.0	12			4	16	2.4
AFDC	4,023	39.0	241	4	2	20	255	39.1
APTD	2,985	29.0	179	2		24	201	30.0
GPA	700	6.8	42	1	1	7	47	7.0

IV. ANALYSIS OF DATA

The total number of recipients receiving payments for the month of June 1964, was 10,310. Of these 669 cases or 6.5 percent selected for the shelter cost and allowance study, 96 cases were not used in the study because they did not fall into the general patterns relating to shelter, i.e., with regular shelter allowances. Table 3 sets forth the kinds of shelter allowances as selected by the sample.

TABLE 3.—*All cases by kind of payments and by category, June 1964*

Kind of payment	Category					
	Total	OAA	AB	AFDC	APTD	GPA
Total	669	151	13	262	200	43
Regular shelter allowance	573	118	11	236	173	35
Initial NCHA	1			1		
Nursing home or care	19	14			5	
Foster home	2					2
Room and board	23	7	2		11	3
No shelter payment	51	12		25	11	3

Of the 573 regular assistance cases studied it was found that 294 or 51 percent of the cases did not receive sufficient allowances to cover the cost of shelter. The average deficit for the 294 cases was $10.90 or 18 percent of the shelter allowance.

By assistance category, 67 percent of the AFDC cases did not receive allowances sufficient to cover costs of shelter. Other categories in which a high percentage of cases were unable to meet shelter costs with the shelter allowances, are as follows: GPA—51 percent; APTD—46 percent; OAA—31 percent; and AB—18 percent. It may be noted that in categories where there were the most persons in an assistance unit, shelter allowances were least adequate. In categories where shelter allowances were inadequate, there were usually children present. Table 4 shows number and percent of regular cases, by category, in which shelter allowances are less than shelter costs.

TABLE 4.—*Percent of regular cases with shelter allowances less than shelter costs and deficit percentage by category, June 1964*

Category	Number of regular cases	Number of regular cases with deficit	Percent of regular cases with deficit	Percentage deficit
Total	573	194	51.3	18.2
OAA	118	38	31.1	18.6
AB	11	2	18.2	24.5
AFDC	236	57	66.5	18.1
APTD	173	79	45.7	17.4
GPA	35	18	51.4	20.9

The deficit or disparity of allowances covering shelter costs ranged from 17 percent to 24 percent with Aid to the Blind as the highest category at 24 percent, while APTD was the lowest category with a 17 percent deficit. The actual amounts of the shelter allowance deficits average from $13.94 for AFDC to $6.50 for Aid to the Blind. Table 5 shows average monthly shelter allowance deficits by category.

TABLE 5.—*Average monthly deficit of cases with shelter allowance less than shelter costs, June 1964*

Category	Number of cases	Total amount of deficit	Average deficit amount per case per month	Percentage of deficit
Total	294	$3,206	$10.90	18.2
OAA	38	374	9.84	18.6
AB	2	13	6.50	24.5
AFDC	157	2,049	13.94	18.1
APTD	79	580	7.34	17.4
GPA	18	190	10.56	1.9

The percentage of monthly income spent for shelter derived from this study indicates that 42 percent (see Table 6) of the recipient's income was spent for shelter. This 42 percent compares with 24 percent as set forth in the *Interim City Workers Family Budget* published by the Bureau of Labor Statistics which includes an employed husband, aged 38, a wife not employed outside the home, an 8 year old girl, and a 13 year old boy. These two percentages are not comparable as the *City Worker's Family Budget* contains several items which would not ordinarily be included in a recipient's budget.

Cost of living literature indicates that the amount spent on shelter is a function of income; i.e., the lower the income the greater percentage spent on shelter, and conversely, the greater the income the smaller percentage spent on shelter. The Federal Housing Administration uses a "rule of thumb" that house payments should not be higher than 25 percent of income.

By public assistance category, and number of persons in the assistance unit as shown in Table 6, the OAA category as a whole shows that nearly all of the cases spent 51 percent of their grants for shelter. AB and APTD recipients spent 47 percent and 48 percent, respectively, of their incomes for shelter. In AFDC cases where both the family incomes and the number of persons in a household are greater, the average percent of income spent on shelter was 37 percent. This is considerably lower than the OAA, AB and APTD categories where income and number of persons in the grant were least. In the 1 adult and 5 to 8 children assistance categories, expenditures for shelter reached as low as 29 percent spent for shelter. Whether recipients had or did not have resources did not appear to affect the percentage of income spent for shelter. Table 6 identifies the percent of income spent for shelter costs by the five public assistance categories with family composition shown for each group.

TABLE 6.—*Percent of monthly income spent for shelter costs by number of persons in the assistance unit, June 1964*

Number of persons in the assistance unit	Number of cases	Shelter cost	Total monthly income	Public assistance monthly budgeted payment	Resources (OASDI) (support) (employment)	Percent of income spent for shelter
Total	573	$28,423	$67,540	$59,245	$8,395	42.0
With resources	172	9,143	22,975	14,580	8,395	39.8
No resources	401	19,880	44,665	44,665		43.2
OAA—Total	118	4,875	9,650	7,564	2,086	50.5
With resources	46	2,029	3,941	1,855	2,086	51.5
No resources	72	2,846	5,709	5,709		49.9
1 adult, total	117	4,821	9,521	7,435	2,086	50.6
With resources	46	2,029	3,941	1,855	2,086	51.5
No resources	71	2,792	5,580	5,580		50.0
2 adults, total	1	54	129	129		41.9
With resources						
No resources	1	54	129	129		41.9
AB—Total	11	367	786	617	169	46.7
With resources	5	180	383	214	169	47.0
No resources	6	187	403	403		46.4
1 adult, total	11	367	786	617	169	46.7
With resources	5	180	383	214	169	47.0
No resources	6	187	403	403		46.4
APTD—Total	173	6,413	13,236	11,844	1,392	48.4
With resources	35	1,168	2,540	1,148	1,392	46.0
No resources	138	5,245	10,696	10,696		49.0
1 adult, total	167	6,141	12,545	11,153	1,392	49.0
With resources	35	1,168	2,540	1,148	1,392	46.0
No resources	132	4,973	10,005	10,005		49.7
2 adults, total	6	272	601	691		39.4
With resources						
No resources	6	272	691	691		39.4
AFDC, total	236	15,283	41,148	36,517	4,631	37.1
With resources	83	5,661	15,862	11,231	4,631	35.7
No resources	153	9,622	25,286	25,286		38.1
1 adult and 1 child	22	1,156	2,394	2,128	266	48.3
With resources	6	304	655	389	266	46.4
No resources	16	852	1,739	1,739		49.0
1 adult and 2 children	35	2,046	4,808	4,528	280	42.6
With resources	7	384	965	685	280	39.8
No resources	28	1,662	3,843	3,843		42.7
1 adult and 3 children	34	2,258	5,381	4,623	758	42.0
With resources	12	826	1,989	1,231	758	41.5
No resources	22	1,432	3,392	3,392		42.2
1 adult and 4 children	35	2,428	6,584	5,669	915	36.9
With resources	17	1,187	3,155	2,240	915	37.6
No resources	18	1,241	3,429	3,429		36.2
1 adult and 5 children	28	2,050	5,728	5,466	262	35.8
With resources	6	446	1,237	975	262	36.1
No resources	22	1,604	4,491	4,491		35.7

TABLE 6.—*Percent of monthly income spent for shelter costs by number of persons in the assistance unit, June 1964*—Continued

Number of persons in the assistance unit	Number of cases	Shelter cost	Total monthly income	Public assistance monthly budgeted payment	Resources (OASDI) (support) (employment)	Percent of income spent for shelter
1 adult and 6 children	16	$1,231	$3,799	$3,181	$618	32.4
With resources	8	631	1,901	1,283	618	33.2
No resources	8	600	1,898	1,898		31.6
1 adult and 7 children	16	1,241	4,145	3,799	346	29.9
With resources	7	534	1,807	1,461	346	29.6
No resources	9	707	2,338	2,338		30.2
1 adult and 8 children	7	562	1,971	1,603	368	28.5
With resources	5	410	1,442	1,074	368	28.4
No resources	2	152	529	529		28.7
1 adult and 9 children	3	282	901	721	180	31.3
With resources	2	196	592	412	180	33.1
No resources	1	86	309	309		27.8
1 adult and 10 or more children	2	181	699	665	34	25.9
With resources	1	99	386	352	34	25.6
No resources	1	82	313	313		26.2
2 adults and 1 child	3	138	369	339	30	37.4
With resources	1	54	126	96	30	42.9
No resources	2	84	243	243		34.6
2 adults and 2 children	1	117	179	179		65.4
With resources						
No resources	1	117	179	179		65.4
2 adults and 3 children	1	70	183	96	87	38.3
With resources	1	70	183	96	87	38.3
No resources						
2 adults and 4 children	1	62	214	188	26	29.0
With resources	1	62	214	188	26	29.0
No resources						
2 adults and 5 children	1	67	240	240		27.9
With resources						
No resources	1	67	240	240		27.9
2 adults and 6 children	2	177	546	405	141	32.4
With resources	1	90	276	135	141	32.6
No resources	1	87	270	270		32.2
2 adults and 9 children	2	201	697	578	119	28.8
With resources	1	80	373	254	119	21.4
No resources	1	121	324	324		37.3
CHILDREN ONLY IN GRANT						
1 child	15	373	842	775	67	44.3
With resources	4	86	214	147	67	40.2
No resources	11	287	628	628		45.7
2 children	7	366	748	614	134	48.9
With resources	3	202	347	213	134	58.2
No resources	4	164	401	401		40.9
3 children	2	107	249	249		43.0
With resources						
No resources	2	107	249	249		43.0

TABLE 6.—*Percent of monthly income spent for shelter costs by number of persons in the assistance unit, June 1964*—Continued

Number of persons in the assistance unit	Number of cases	Shelter cost	Total monthly income	Public assistance monthly budgeted payment	Resources (OASDI) (support) (employment)	Percent of income spent for shelter
4 children	2	$135	$296	$296		45.6
With resources						
No resources	2	135	296	296		45.6
6 children	1	35	175	175		20.0
With resources						
No resources	1	35	175	175		20.0
GPA—Total	35	1,485	2,820	2,703	$117	42.2
With resources	3	105	240	132	117	42.2
No resources	32	1,380	2,571	2,571		
1 adult only	28	1,103	2,121	2,027	94	52.0
With resources	2	85	194	100	94	43.8
No resources	26	1,018	1,927	1,927		52.8
2 adults	5	312	550	550		
With resources						
No resources	5	312	550	550		
DEPENDENT CHILDREN ONLY						
1 child only	1	20	55	32	23	36.4
With resources	1	20	55	32	23	36.4
No resources						
2 children	1	50	94	94		53.2
With resources						
No resources	1	50	94	94		53.2

Of the 593 cases in this study, 110 or 19 percent had shelter allowances which did not meet shelter costs, yet the shelter allowances were not at agency maximums. In 43 cases which were not at agency maximums for shelter allowance and not prorated, 12 recipients had changed residence and their rental allowance had not been adjusted. In 28 cases, utility costs had not been verified by the recipients and thus were not included in the shelter allowance. Three cases had agency errors which have subsequently been corrected.

In 67 cases or 11 percent where shelter allowances were prorated and the shelter allowance was not at the maximum, there were other persons living in the household who, in some cases, were recipients also receiving shelter allowances. An example of how a case may not have the maximum shelter allowance when proration is involved, is as follows: an AFDC case may include a mother and 4 children who would be entitled to $64 if living alone. However, a one person APTD case (father) may reside in a household where shelter allowance, if living alone, would be $47. However, since the two cases reside in the same household, under current regulations they would be entitled to $64. The AFDC case would be entitled to five-sixths or $53 and the APTD case would be entitled to one-sixth, or $11. If, in this hypothetical case, the actual shelter cost for this family were $90, there would be a deficit of $26, yet, if the mother and four children were allowed $64 and the father allowed $26, the shelter cost could be met.

Department of Public Welfare regulations stipulate that recipients who live with others will be entitled to their prorated share of shelter costs in keeping with the Department of Public Welfare Budget Standards. In essence, a different set of maximum shelter allowances exist when proration is involved.

Table 7 shows 110 cases which were unable to meet shelter costs from budgeted shelter allowances which were not at the maximum allowed by the Commissioners' Budget Standards. Percentage deficits are shown as well as whether prorations are involved or not.

TABLE 7.—*Cases receiving shelter allowance which is less than shelter cost or agency maximum by amount, differences, and percentages, June 1964*

Category	Number of cases	Shelter allowance	Shelter cost	Difference	Percentage deficit
Total	110	$3,932	$4,863	−$931	19.1
No proration	43	1,932	2,344	−412	
Proration	67	2,000	2,519	−519	
OAA	7	204	247	−43	17.4
No proration	3	112	119	−7	
Proration	4	92	128	−36	
AB	2	40	53	−13	24.5
No proration					
Proration	2	40	53	−13	
AFDC	42	1,934	2,381	−447	18.8
No proration	12	640	799	−159	
Proration	30	1,294	1,582	−288	
APTD	52	1,553	1,926	−373	19.4
No proration	25	1,050	1,258	−208	
Proration	27	503	668	−165	
GPA	7	202	257	−55	21.4
No proration	3	130	168	−38	
Proration	4	72	89	−17	

Maximum shelter allowances in 184 or 32 percent of the cases sampled in this study did not meet shelter costs. These 184 cases did not involve proration or other factors. The overall deficit for all cases in this group was 18 percent with average of $12.36 per case.

In the OAA category, the percentage deficit was 19 percent with an actual amount of $10.68. One person eating out had a shelter cost deficit of $14 while one person eating at home showed a deficit of $11.14.

The APTD assistance category averaged a 15 percent deficit for shelter with an average of $7.67. For one person eating out there was a 24 percent deficit of $11.57 which was one of the highest percentage deficits of any category.

The overall shelter cost deficit for AFDC cases averaged 18 percent with an average of $13.94 deficit per case. In the AFDC category, 7 and 8 person families were those who had a 20 percent deficit and were over their shelter allowances by as much as $17. In these cases, the actual need for adequate housing is probably the most acute of any assistance category due to the number of persons involved in the grant.

The GPA assistance category had an overall deficit in shelter allowances of 21 percent and an average of $12.27 per case. The GPA category with two persons eating in, had the greatest deficit of all categories; 26 percent or $18.67 per month. This category included only three cases which were exceptional; nevertheless, this survey points up that some persons have shelter allowances which are far short of meeting their needs.

Table 8 shows cases receiving the maximum shelter allowances which are less than shelter costs. In showing these deficits by family size the assistance cases with the greatest hardships are pinpointed.

TABLE 8.—*Cases receiving maximum shelter allowance which is less than shelter costs by amounts, difference, and percentages, June 1964*

Category of assistance	Number of cases	For assistance unit of—	Average shelter allowance	Average shelter costs	Actual deficit	Percent deficit
Total	184		$57.18	$69.54	$12.36	17.8
OAA	31		46.29	56.97	10.68	18.7
	2	1 person eating out	36.00	40.00	4.00	10.0
	29	1 person eating in	47.00	58.14	11.14	19.2
AB						
APTD	27		44.67	52.33	7.67	14.6
	7	1 person eating out	36.00	47.57	11.57	24.3
	18	1 person eating in	47.00	53.89	6.89	12.8
	2	2 persons	54.00	55.00	1.00	1.8
AFDC	115		64.03	77.97	13.94	17.9
	11	2 persons	54.00	68.36	14.36	21.0
	32	3–4 persons	61.00	73.81	12.81	17.4
	42	5–6 persons	64.00	76.71	12.71	16.6
	9	7 persons	68.00	85.22	17.22	20.2
	13	8 persons	70.00	87.15	17.15	19.7
	8	9 or more persons	76.00	91.25	15.25	16.7
GPA	11		46.91	59.18	12.27	20.7
	2	1 person eating out	36.00	46.50	10.50	22.6
	6	1 person eating in	47.00	56.67	11.67	17.1
	3	2 persons	54.00	72.67	18.67	25.7

Living arrangements appear to be an important factor in determining whether or not a recipient can meet shelter costs from his shelter allowance. Table 9 shows that of the 294 cases unable to meet shelter costs from allowances, 62 percent lived in households where all persons in residence were included in the grant. The balance, or 38 percent of the cases in which persons not covered by the grant but residing in the household, were unable to meet shelter costs from shelter allowances.

Table 9 shows further that those having other persons not included in the public assistance case, living in the household, are more likely to meet shelter costs from shelter allowances. In 58 percent of the cases where the recipients did not share a household with others, they were unable to meet shelter costs from allowances. In cases where recipients were renting private housing, 61 percent were unable to meet shelter costs from shelter allowances. The same situation occurs in NCHA housing where 53 percent, when living alone, were unable to meet shelter costs from the shelter allowances. It appears that it would be wise for recipients to find others to share their living quarters in order to make their budgeted allowances go further towards meeting their needs for shelter.

TABLE 9.—*All categories—Adequacy of shelter allowance by living arrangements: type of housing and household composition, June 1964*

Living arrangement: Type of housing and household composition	Shelter allowance				
	Total	Less than shelter costs	Percent of total	Equal to shelter costs	Percent of total
Total cases	573	294	51.3	279	48.7
Recipient(s) only in household	314	183	58.3	131	41.7
Recipient(s) and others in household	259	111	42.9	148	57.1
Renter, private housing, eating in	439	227	51.7	212	48.3
Recipient(s) only in household	219	133	60.7	86	39.3
Recipient(s) and others in household	220	94	42.7	126	57.3
Renter, NCHA housing, eating in	94	46	48.9	48	51.1
Recipient(s) only in household	57	30	52.6	27	47.4
Recipient(s) and others in household	37	16	43.2	21	56.8
Roomer, hotel or rooming house, eating out	35	19	54.3	16	45.7
Recipient(s) only in household	35	19	54.3	16	45.7
Recipient(s) and others in household	----	----	----	----	----
Homeowner	1	----	----	1	100.0
Recipient(s) only in household	----	----	----	----	----
Recipient(s) and others in household	1	----	----	1	100.0
Other housing with shelter costs	4	2	50.0	2	50.0
Recipient(s) only in household	3	1	33.3	2	66.7
Recipient(s) and others in household	1	1	100.0	----	----

V. SUMMARY OF PRINCIPAL FINDINGS

1. Of the 669 public assistance cases selected in a 6.5 percent sample, 43.9 percent of the cases did not have sufficient shelter allowances budgeted in the grant to cover shelter costs.

2. In 51 percent or 294 of 573 regular assistance cases the budgeted shelter allowances did not meet shelter costs.

3. By assistance category, AFDC cases shelter allowances failed to meet shelter costs in 67 percent of the regular cases. Other categories which did not meet shelter costs with budgeted shelter allowances are as follows: GPA 51 percent, APTD 46 percent, OAA 31 percent and AB 18 percent.

4. The amounts of the deficit in shelter allowances averaged 18 percent or $10.90 for all categories with the Blind category having the highest percentage deficit at 24 percent, with the AFDC group having the highest actual dollar amount of $13.94 deficit per case.

5. The study shows that 42 percent of the recipients' income was used in purchasing shelter.

6. It was learned that the lower the recipients' income, the greater the percentage used in purchasing shelter (with OAA assistance category at 50 percent), and conversely, the higher the recipients' income the lower the percentage spent on shelter with AFDC recipients spending 37 percent of total income for shelter.

7. In 19 percent of the cases not having shelter allowances sufficient to cover shelter costs, the shelter allowances were not at agency maximums. The reasons for having shelter allowances less than maximums was proration of allowances due to other persons living in the household, failure of recipients to furnish evidence of certain shelter costs, and an agency lag in adjusting shelter allowances when recipients relocate.

8. Shelter cost deficits in cases which did not have prorations were highest in the AFDC category (18 percent or $13.94).

9. To cover the cost of shelter, which is above the agency maximum, allowances for shelter would have to be raised $600,000 annually based on the June, 1964, caseload of 10,310.

SELECTED BIBLIOGRAPHY

Bureau of Labor Statistics, *Consumer Expenditures and Income, Urban United States, 1960–61;* BLS Report No. 237–38, Washington, D.C., April 1964.
Bureau of Labor Statistics, *Consumer Expenditures and Income, Washington, D.C., 1960–61;* BLS Report No. 237–53, Washington, D.C., April 1964.
Colorado, State of, Department of Public Welfare, *Public Assistance Policies;* Denver, August 1964.
Consumer and Food Economics Research Division, Agriculture Research Service, *Cost of 1 Week's Food at Home;* Hyattsville, Maryland, April 1964.
District of Columbia, Department of Public Welfare, *Handbook of Public Assistance Policies;* May 1963.
District of Columbia, Department of Public Welfare, *Handbook of Public Assistance Procedures;* Washington, February 1964.
———, *Estimating Equivalent Incomes or Budget Costs by Family Type; Monthly Labor Review,* Washington, D.C., November 1960.
———, *Family Budget Standards;* The Budget Standard Service, Research Department, Community Council of Greater New York, New York City, 1963.
Lamale, Helen H. and Stoltz, Margaret S., *The Interim City Worker's Family Budget;* U.S. Department of Labor, Bureau of Labor Statistics, Washington, D.C., November 1960.
Pennsylvania, State of, Department of Public Welfare, *Public Assistance Allowances Compared with the Cost of Living at a Minimum Standard of Health and Decency;* Harrisburg, 1964.
National Capital Housing Authority, Annual Report, Fiscal Year 1963; Washington, D.C.
The Washington Planning and Housing Association, *Citizens' Guide to Planning and Housing in the National Capital Area;* Washington, D.C., July 1964.
Stoltz, Margaret S., *The BLS Interim Budget for a Retired Couple;* United States Department of Labor, Bureau of Labor Statistics, Washington, D.C., November 1960.
White, Gladys O., *Simplified Methods For Determining Needs;* United States Department of Health, Education and Welfare, Bureau of Family Services, Welfare Administration, Washington, D.C., 1964.

PART 2—COMPILATION OF FACTS AND INSIGHTS PERTAINING TO SPACE REQUIREMENTS, RENTAL RATES AND AVAILABILITY OF HOUSING FOR LOW-INCOME GROUPS

I. INTRODUCTION AND BACKGROUND

On August 18, 1964, representatives of the Public Welfare Advisory Council met with the Director of Public Welfare to find means and direction in exploring the adequacy of housing for Public Assistance recipients. Four questions were submitted as being pertinent to this investigation.

The first question posed by the Public Welfare Advisory Council, Sub-Committee on Housing, was investigated in "A Survey of Public Assistance Shelter Costs and Allowances". Results of this study showed that allowances received by 44 percent of the Public Assistance cases were inadequate to meet shelter costs.

Purpose of report

The purpose of this report is to reply to the last three questions posed by the Public Welfare Advisory Council, Sub-Committee on Housing pertaining to housing in the District of Columbia. The three questions posed are as follows:

1. What is the suggested entitlement of living space required by size of family?
2. What is the current market rate of housing based on the space entitlement by size of family?
3. Provide all possible information as to the availability.

Limitations of report

This report will show data regarding space occupied and required by Public Assistance recipients who have been referred to the Landlord-Tenant Consultant Service for housing code violations. Data pertaining to square feet of space occupied by other Public Assistance recipients is not available.

The current market rate for housing is discussed in two surveys Landlord Tenant Consultant Service and the National Capital Housing Authority made

through observation of rental prices advertised in the Washington Post and the Evening Star. These surveys do not cover rental rates on property not advertised. In regard to the availability of housing for large families with low incomes, classified advertisements for apartments and houses with three or four bedrooms renting for less than one hundred dollars per month were listed infrequently.

The backlog of cases registered with the Landlord Tenant Consultant Service for housing location service was used as one measure of scarcity of housing. The other measure used was the backlog of applications for National Capital Housing Authority vacancies. These two methods of measuring housing availability indicate that locating suitable housing for these two groups of people appear to be a problem. The point could be raised that suitable housing is available but Public Assistance recipients and other low income groups are unable to locate available rental housing. Government agencies such as the Landlord Tenant Consultant Service and Redevelopment Land Agency also experience difficulties in finding suitable rental properties for large families with low incomes. Therefore, the logical assumption is that large lists of applicants for housing indicates that a housing shortage exists. Census data shown in the report was compiled in 1960, and it is possible that housing availability and conditions have changed in the interim period.

II. MINIMUM LIVING SPACE REQUIRED BY SIZE OF FAMILY

Minimum-living space recommendations by the American Public Health Association, Committee on the Hygiene of Housing, state that fifty square feet of floor space per occupant is desirable to minimize the danger of infection. The National Capital Housing Authority uses a guide of two persons per bedroom in determining the number of persons who should occupy a rental unit. For the purpose of this report, the minimum living space required by the District of Columbia Housing Code is used because this is the measure of living space which is used in determining whether or not a housing unit is suitable for occupancy by a family. The minimum requirements for living space are defined in the District of Columbia Housing Regulations, Section 2305. Table 1 shows the permissible space requirements per number of occupants for three types of dwelling units.

TABLE 1.—*Permissible occupancy in square feet of rental and dwelling units*

Number of occupants	Dwelling units	Sleeping rooms	Hotel sleeping rooms	
			Normal density	High density [1]
1	130	70	70	
2	220	100	100	70
3	310	150	150	90
4	400	200	200	120
5	490	250	250	150
6	580	300	300	180
7	670	350	350	210
8	745	400	400	240
9	820	450	450	270
10	895	500	500	300
11	970	550	550	330
12	1,045	600	600	360
13	1,120	650	650	390
14	1,195	700	700	420
15	1,170	750	750	450

[1] Subject to compliance with the high-density requirements of sec. 7302 of the Housing Regulations.

In addition to the minimum space requirements shown in Table 1, regulations are proscribed for other types of living space as follows:

1. Each tenement should have an area of at least 220 square feet.
2. Each tenement should have at least one room with an area of 140 square feet.
3. Kitchens should be at least 5½ feet wide and be at least 60 square feet in area.
4. Other habitable rooms must be at least 7 feet wide and have an area of at least 70 square feet.

5. Cooking and eating rooms are required to have a minimum area of 80 square feet.

6. Living and eating rooms are required to have a minimum area of 160 square feet.

7. Living, sleeping, eating and cooking rooms are required to have a minimum area of 220 square feet.

Housing characteristics of displaced public assistance recipients (Active with landlord tenant consultant service as of September 21, 1964)

The Public Assistance Division, Department of Public Welfare does not maintain records regarding the amount of living space utilized by recipients in square feet, but does maintain records regarding the number of rooms in a home in most cases. The size of rooms is not a reliable measure of living space available as rooms vary in size; one room may be five feet by five feet, another may be ten feet by ten feet, and yet, another may be fifteen feet by fifteen feet.

Table 2 compiled by the Landlord Tenant Consultant Service, Department of Public Welfare, shows square feet of living space available and the total square feet required for public assistance families who have been referred by the Department of Licenses and Inspections, and who were active with the Landlord Tenant Consultant Service as of September 21, 1964. These families are being assisted by the Landlord Tenant Consultant Service because they are in violation of the District of Columbia Housing Code or being displaced by condemnation action. Most of the code violations involve inadequate space, that is, too many people are living in too few square feet.

In addition to showing living space available and living space required by public assistance families, Table 2 shows other significant facts regarding size of family, rental cost, shelter allowance, and percent of square feet required.

TABLE 2.—*Housing characteristics of displaced public assistance families active with landlord-tenant consultant services as of Sept. 21, 1964*

Case	Adults	Children	Family size	Rent paid	Square feet available	Public assistance shelter allowance	Additional square feet required		Total square feet required
							Square feet	Percent	
1	1	2	3	68.00	245	61.00	65	21.0	310
2	2	1	3	67.50	142	61.00	168	54.2	310
3	1	2	3	72.50	130	61.00	220	71.0	310
Average				69.33	172		151	48.7	
4	1	3	4	60.00	181	61.00	219	54.8	400
5	1	3	4		123	61.00	277	69.3	400
Average				60.00	152		248	62.1	
6	1	4	5		189	64.00	301	61.4	490
7	1	4	5		252	64.00	238	48.6	490
8	1	4	5	72.00	210	64.00	280	57.1	490
9	1	4	5	50.00	280	64.00	210	42.9	490
10	2	3	5		139	64.00	351	71.6	490
11	1	4	5	50.00	183	64.00	307	62.7	490
12	1	4	5		94	64.00	396	80.8	490
13	1	4	5	47.50	269	64.00	221	45.1	490
14	1	4	5		163	64.00	327	66.7	490
15	1	4	5	65.00	406	64.00	84	17.1	490
Average				56.90	219		272	55.4	
16	1	5	6		231	64.00	349	60.2	580
17	1	5	6	75.00	383	64.00	197	34.0	580
18	1	5	6	65.00	548	64.00	32	5.5	580
19	1	5	6		361	64.00	219	37.8	580
20	2	4	6	85.00	473	64.00	107	18.4	580
21	1	5	6	78.50	421	64.00	159	27.4	580
22	1	5	6	50.00	179	64.00	401	69.1	580
23	1	5	6	57.00	351	64.00	229	39.5	580
24	1	5	5	60.00	201	64.00	379	65.3	580
25	1	5	6		389	64.00	191	32.9	580
26	1	5	6	55.00	359	64.00	221	38.1	580
27	1	5	6	57.50	380	64.00	200	34.5	580
28	1	5	6		147	64.00	433	74.7	580

TABLE 2.—*Housing characteristics of displaced public assistance families active with landlord-tenant consultant services as of Sept. 21, 1964*—Continued

Case	Adults	Children	Family size	Rent paid	Square feet available	Public assistance shelter allowance	Additional square feet required		Total square feet required
							Square feet	Percent	
29	1	5	6	67.50	170	64.00	410	70.7	580
30	1	5	6	60.00	174	64.00	406	70.0	580
31	1	5	6		350	64.00	230	39.7	580
32	1	5	6	60.00	209	64.00	371	64.0	580
33	1	5	6	50.00	252	64.00	328	56.5	580
34	1	5	6	65.00	210	64.00	370	63.8	580
35	1	5	6	62.50	439	64.00	141	24.3	480
36	1	5	6	50.00	171	64.00	409	70.5	580
37	1	5	6	72.00	227	64.00	353	60.9	580
38	1	5	6	52.50	238	64.00	342	59.0	580
Average				62.36	298		282	48.6	
39	1	6	7	59.00	425	68.00	245	36.6	670
40	1	6	7	90.00	459	68.00	211	31.5	670
41	1	6	7	50.50	328	68.00	342	51.0	670
42	1	6	7	90.00	375	68.00	295	44.0	670
43	1	6	7	69.00	455	68.00	215	32.1	670
44	1	6	7		382	68.00	288	43.0	670
45	1	6	7	69.00	232	68.00	438	65.4	670
46	2	5	7	69.00	455	68.00	215	32.1	670
47	1	6	7	60.00	137	68.00	533	79.6	670
48	2	5	7	67.50	463	68.00	207	30.9	670
49	1	6	7	74.50	576	68.00	94	14.0	670
50	1	6	7	45.00	506	68.00	164	24.5	670
51	2	5	7	60.00	269	68.00	401	59.9	670
52	3	4	7	40.00	366	68.00	304	45.4	670
53	1	6	7	85.00	353	68.00	317	47.3	670
54	1	6	7	50.00	481	68.00	189	28.2	670
55	2	5	7	60.00	232	68.00	438	65.4	670
56	1	6	7		535	68.00	125	18.7	670
57	1	6	7	57.50	323	68.00	347	51.8	670
58	1	6	7		162	68.00	508	75.8	670
59	1	6	7		502	68.00	168	25.1	670
Average				64.47	382		288	42.9	
60	1	7	8		432	70.00	313	42.0	745
61	2	6	8	50.00	510	70.00	235	31.5	745
62	2	6	8	60.00	258	70.00	487	65.4	745
63	1	7	8	60.00	421	70.00	324	43.5	745
64	1	7	8		313	70.00	432	58.0	745
65	1	7	8		405	70.00	340	45.6	745
66	1	7	8	69.00	468	70.00	277	37.2	745
67	1	7	8		637	70.00	108	14.5	745
68	1	7	8		484	70.00	261	35.0	745
69	1	7	8	60.00	281	70.00	464	62.3	745
70	1	7	8	52.50	332	70.00	413	55.4	745
71	1	7	8	65.00	409	70.00	336	45.1	745
Average				59.50	413		333	44.6	
72	1	8	9	80.00	158	76.00	662	80.7	820
73	2	7	9	75.00	533	76.00	287	35.0	820
74	2	7	9		682	76.00	138	16.8	820
75	1	8	9	100.00	534	76.00	286	34.9	820
76	2	7	9		384	76.00	436	53.2	820
77	1	8	9		243	76.00	577	70.4	820
78	1	8	9		511	76.00	309	37.7	820
79	1	8	9	75.00	600	76.00	220	26.8	820
80	1	8	9		549	76.00	271	33.0	820
81	1	8	9	69.50	393	76.00	427	52.1	820
82	1	8	9	55.00	610	76.00	210	25.6	820
83	3	6	9	65.00	366	76.00	454	55.4	820
84	1	8	9	62.50	264	76.00	556	67.8	820
85	2	7	9	90.00	662	76.00	158	19.3	820
86	2	7	9	75.00	400	76.00	420	51.2	820
87	1	8	9	95.00	670	76.00	150	18.3	820
88	2	7	9		426	76.00	394	48.0	820
89	1	8	9	60.00	730	76.00	90	11.0	820
90	1	8	9	89.50	408	76.00	412	50.2	820

TABLE 2.—*Housing characteristics of displaced public assistance families active with landlord-tenant consultant services as of Sept. 21, 1964*—Continued

Case	Adults	Children	Family size	Rent paid	Square feet available	Public assistance shelter allowance	Additional square feet required		Total square feet required
							Square feet	Percent	
Average				76.27	480		340	41.4	
91	1	9	10	69.50	693	76.00	202	22.6	895
92	1	9	10	65.00	216	76.00	679	75.9	895
93	1	9	10		861	76.00	34	3.8	895
94	2	8	10	79.50	687	76.00	208	23.2	895
95	2	8	10		608	76.00	287	32.1	895
96	2	8	10	85.00	569	76.00	326	36.4	895
Average				74.75	567		289	32.3	
97	1	10	11	100.00	550	76.00	420	43.3	970
98	1	10	11	55.00	326	76.00	644	66.4	970
99	2	9	11	42.00	148	76.00	822	84.7	970
100	1	10	11	90.00	608	76.00	362	37.3	970
Average				71.75	408		562	57.9	
101	2	11	13		382	76.00	738	65.9	1,120
102	2	12	14	85.00	656	76.00	539	45.1	1,195

The preceding table vividly shows that the habitable space which public assistance recipients are occupying is inadequate in square footage by as much as eighty percent of what they should occupy under the District of Columbia Housing Code. The cases listed in the preceding table indicate that an additional forty-five percent increase in space is needed to be within the Housing Code requirements. Larger families require much greater actual square footage of space than smaller families. Rental costs for smaller families approximate the shelter allowance for larger families. The need for living space of 820 square feet for nine member families to 1,195 square feet for fourteen member families on a shelter allowance of $76.00 raises a problem in which the only solution seems to be low rental, subsidized public housing, or private housing subsidized by private or public grants. The fourteen member family is too large for most NCHA housing; therefore, this family must either rent two NCHA units which will increase shelter costs considerably, or find private housing which is for all intents and purposes impossible to obtain at the rental price which the family can afford.

The Landlord Tenant Consultant Service makes every effort to relocate families who are displaced by code violations, but with the availability of housing in short supply, many times before suitable housing can be located, the recipients move into other housing which has insufficient space for the family. The cost of housing with inadequate space is lower and fits the family income and may be preferred because of these income restrictions. Either income must be raised or costs of rental housing lowered in order for adequate housing to be provided for large public assistance families.

III. CURRENT RENTAL RATES FOR HOUSING

In a survey made by the Landlord Tenant Consultant Service during February, March, April, and May, 1964, listings for rental housing which appeared in the Evening Star and the Washington Post were listed and tabulated by size of housing and price range. Rental housing advertised above $150 was not tabulated.

Efficiency apartment rentals ranged from fifty to over one hundred and fifty dollars with the median price range being $100–$109. Two bedroom apartments ranged from sixty dollars to one hundred and fifty dollars and up with the median rental being in the $120–$139 category. The three bedroom apartment rentals comprised only four percent of the total listings and ranged from ninety dollars to over one hundred and fifty dollars with the median rental falling in the $140–$149 category.

There were one-tenth as many houses listed in this survey as apartments. Very few one and two bedroom houses were listed for rent, and these ranged from ninety dollars to over one hundred and fifty dollars rental per month. Three bedroom houses began at the $140–$149 range and moved upward. It is surmised that those two and three bedroom houses listed under one hundred dollars would probably not pass the District of Columbia Housing Code Inspections. This survey again depicted the almost complete lack of low rent housing for large families which characterize the public assistance rolls.

A survey made by the National Capital Housing Authority in January 1964 showed that the rental market (number of vacancies) had improved from the previous six months although there had been no change in rental prices. There was a continuing shortage of apartments or houses with three or more bedrooms. The median rental asking price for various properties are listed in Table 3.

TABLE 3.—*Rental listing—January 1964*

Type of unit	Price range	Supply
Efficiency	$75–$80	Substantial.
1 bedroom	80– 90	Large.
2 bedroom	100–105	Moderate.
3 bedroom	125–155	Small.

From the above table several points may be made pertaining to public assistance recipients. The efficiency apartments, which could serve the one person assistance unit, are twenty-five to thirty dollars above the shelter allowance. One bedroom units, which could serve two people, are from forty to forty five dollars above the shelter allowance, and the three bedroom apartment or house are approximately twice the shelter allowance for the six person family unit. Properties in which shelter cost approximates shelter allowance are extremely scarce. For recipients to obtain shelter which is adequate, they must know where potential vacancies are going to occur, and be on the spot to rent the house or apartment the moment they are vacated. According to the Housing Officer, Landlord Tenant Consultant Service, realtors and landlords state that they would prefer not to rent to public assistance recipients. They state that the image of the recipient is a person who does not take care of rented property; that cleanliness is not practiced; facilities are overcrowded; and the public assistance recipient seems to continually fall in arrears on rental payments.

A recipient with the lack of funds and a poor image, once they find shelter for rent, have difficulty in securing a lease. In many cases they simply settle for shelter which is inadequate, wait for the housing officials to find them overcrowded, and accept a notice to vacate.

The National Capital Housing Authority rental housing appears to offer the best prospect for a recipient to obtain adequate housing at lower prices. Rental prices in NCHA vary according to income and size of family. It is estimated that average NCHA rental prices are less than one-half the going market rate for comparable rentals charged in the open market for three, four, five and six bedroom units. Generally, rental savings on smaller apartments are not as great as those for larger apartments.

IV. AVAILABILITY OF HOUSING IN THE DISTRICT OF COLUMBIA

Housing for smaller families with moderate incomes in the District of Columbia is available in quantities sufficient to meet the current demand. Higher cost housing where rental prices may range from two to three hundred dollars is available in adequate quantities. The availablity of housing for purchase or rent by persons with incomes of $3,000 or less, is in very short supply. This statement is borne out by the following facts:

1. The newspaper classified advertisements for housing list very few houses or apartments for rent under seventy-five dollars, and those listed are efficiency or one bedroom apartments which do not meet the needs of larger families on public assistance.

2. The Landlord Tenant Consultant Service, Department of Public Welfare, has a backlog of about 750 families who have been displaced and are unable to locate on their own, housing which would have low rentals coupled with adequate living space for a large family. Families on the waiting list have two characteristics which are most common, they are: (1) low income, approximately an average of $3,100 per family, and (2) an average family size of six persons. It may be noted that the backlog of families on the Landlord Tenant Consultant Service caseload has increased from 620 cases on January 31, 1964 to the current backlog of 750 cases as of September 30, 1964. This 17 percent increase in families to be serviced has been caused primarily by condemnation of housing to make way for new construction of office buildings, highways, and apartment buildings. The Department of Licenses and Inspections enforcement of housing code violations has also contributed to the backlog.

3. Further evidence of a shortage of low rental housing is the large backlog of applications for National Capital Housing authority residential units. As of August 31, 1964, the backlog of applications for NCHA housing was 5,857. Table 4 shows the NCHA backlog by the number of bedrooms applied for, and the percentage of applications by size of bedroom unit required:

TABLE 4.—*National Capital Housing Authority backlog of applications for housing as of Aug. 31, 1964*

Size of unit	Number of applications	Percent of total
Total	5,857	100.0
1 bedroom	830	14.1
2 bedroom	1,292	22.1
3 bedroom	1,626	27.8
4 bedroom	1,522	26.0
5 bedroom	500	8.5
6 bedroom	87	1.5

Of the 830 applications for one bedroom units, 505 are by the elderly. Welfare recipients as such, do not receive special consideration when applying for NCHA housing. However, Welfare recipients have two advantages when applying for housing, these advantages are that they have a steady income, that is, public assistance payments are paid regularly and NCHA can depend on regular rental payments. The other advantage is that an agreement reached between NCHA and the Department of Public Welfare stipulates that public assistance recipients' rental payments to NCHA will be at or near the actual cost of NCHA housing. This comes nearer the shelter allowance received by the public assistance family.

The NCHA has eight thousand housing units being rented as of August 31, 1964, with a planned increase of 2,900 units. Over sixty percent of the pending housing applications are for three or more bedroom units; whereas, forty percent of the NCHA housing capacity consists of three or more bedrooms. The planned increase in NCHA housing capacity is on the positive side with over sixty percent of the units, to be constructed, having three or more bedrooms. The planned increase in one bedroom units is also on the positive side as most of the units will be for the elderly with features planned which will facilitate the moboility and safety of our elder citizens. The two bedroom or four person units are at forty-eight percent of the capacity with only a fourteen percent expansion planned. The following tables shows the present planned capacity with the percent of units by size:

TABLE 5.—*National Capital Housing Authority capacity and planned capacity by unit size and percent*

Unit size	Number of units	Percent distribution of units	Planned additional number of units	Percent distribution of planned units
Total	8,068	100.0	2,900	100.0
1 bedroom	945	11.7	1,000	34.5
2 bedroom	3,856	47.7	400	13.8
3 bedroom	2,226	27.6	800	27.6
4 bedroom	706	8.8	400	13.8
5 bedroom	257	3.2	250	8.6
6 bedroom	78	1.0	50	1.7

The turnover or vacancy rate for NCHA housing for fiscal year 1964 was about ten percent per year or approximately one percent per month. During the fiscal year 1964, 817 units were vacated. The largest number of units vacated were in the two bedroom category where 499 or sixty-one percent of total vacancies occurred. As related to capacity, the highest rate of vacancies occurred in the six bedroom units where there was a 17 percent vacancy rate. The three, four and five bedroom units as related to capacity by percent, had much lower vacancy rates. Table 6 shows the number and percent of actual vacancies as related to capacity, and vacancies related to application:

TABLE 6.—*National Capital Housing Authority vacancies and percent of vacancies related to capacity and applications for fiscal year 1964*

Size of unit	Fiscal year vacancies	Percent of total vacancies	Vacancy rate as related to capacity (percent)	Vacancy rate as related to applications (percent)
Total	817	100.0	10.1	13.9
1	108	13.2	8.8	13.0
2	499	61.1	12.9	38.6
3	150	18.4	6.7	9.2
4	37	4.5	5.2	2.4
5	13	1.6	5.6	2.6
6	10	1.2	16.7	11.5

Comments on housing in the District of Columbia

The following statements pertaining to the housing situation in the District of Columbia and an analysis of Census Data are excerpts from a report filed by the Housing Officer, Landlord Tenant Consultant Service for the month of December, 1963. The Housing Officer stated the following:

1. The Washington, D.C., displaced families average for weekly income is approximately sixty dollars per week.

2. The daily newspaper classified sections for vacant apartments and housing listings have advertised rents averaging from $115 to $150 per month for modest size dwellings.

3. At a meeting of the National Capital Housing Authority on November 14, 1963, the project coordinator of a publicly-supervised, large-family rent subsidy demonstration program stated that the "average rental level per house was $140 per month (less utilities) to rehouse 50 large, low-income displaced families in existing dwellings leased by a government agency from the private markets."

4. Twenty-one houses with their average minimum rents of $125.00 plus all utility costs per month were offered the Landlord Tenant Consultant Service from October 15 to December 31, 1963.

5. There are 693 low-income families registered with this Service who are in need and seeking adequate shelter.

An analysis of the 1960 Census of Housing data indicates that Washington has a housing shortage. The analysis to support this statement as reported by the Housing Officer, Landlord Tenant Consultant Service is set forth as follows:

Selected Characteristics related to vacancy rates, duration of vacancy, and rent of vacant housing units were obtained from data furnished by the Housing Division, Bureau of the Census, Suitland, Maryland. The data received was bound under the 1960 decennial census which provided complete information on housing with separate statistics for each standard metropolitan statistical area and its applicable capital city. A fairly safe assumption can be made that the 1960 figures will afford an excellent picture of the current vacant housing situation because when compared with quarterly results of the past two years on overall regional reports for southern United States, there was no great change in the supply of vacant rental units. Voluminous amounts of material was reviewed, but for the sake of simplicity, it has been narrowed down for comparison purposes between the cities of Baltimore, Maryland, and Washington, D.C. Although the city of Baltimore has approximately 176,000 more total population than Washington, D.C., they are essentially in agreement as to geographic region, division, state, and housing unit count. Summary of findings are as follows:

Housing inventory.—The United States is divided into four regions and nine divisions (See enclosures #1 and #2). By 1960 the East North Central Division had the largest number of housing units of any division. The Middle Atlantic Division had the second largest. This division also had close to one-fifth of all housing units. The remaining seven divisions are ranked by housing unit numbers, South Atlantic, third; Pacific, fourth; West South Central, fifth; West North Central, sixth; East South Central seventh; New England, eighth; and the Mountain Division with less than 4 percent of the housing units in the Nation, had the smallest number.

Vacancy situation.—Both the home owner and rental vacancy rates varied considerably by region (See enclosure #2). Moreover, the Northeast with the lowest home owner vacancy rate (1.2 percent) also had the lowest rental vacancy rate (4.2 percent). On the other hand, the West with the highest home owner vacancy rate (2.0 percent) also had the highest rental vacancy rate (8.8 percent). The North Central Region had the second lowest rates (homeowner vacancy rate of (1.3 percent)). However, when we review the rental vacancy rates for the cities of Washington and Baltimore which are both in the South Region, a different pattern emerges. The city of Baltimore has a rental vacancy rate of 3.8 percent (See enclosures #5 and #6). The average rental vacancy rate was 6.4 percent for 24 major urban areas and their central cities (See enclosure #3).

Rooms.—Housing units were larger in the Northeast and North Central Regions than in the South and West. The medians were 5.1 and 5.0 rooms in the Northeast and North Central Regions and 4.7 and 4.6 rooms in the South and West Regions (Enclosure #2). By states, the medians in 1960 were largest in Vermont with 5.7 rooms, Delaware and Pennsylvania each with 5.6 rooms, and Maryland with 5.5 rooms. By cities, the median in Baltimore was 5.5 compared to 3.9 for Washington, D.C. Rooms vacant and available for rent, the median in Baltimore was 3.6 compared to 2.9 for Washington, D.C. (Enclosure #4).

Duration of vacancy.—Housing units vacant rented slightly faster in Washington, D.C. than in Baltimore. In Washington, of the total units vacant and available for rent, 35 percent were vacant for less than one month, 50 percent from one month up to four months, and 15 percent were vacant for four months or more. In Baltimore, of the total units vacant and available for rent, 26 percent were vacant for less than one month, 54 percent from one month up to four months, and 20 percent were vacant for four months or more. (Enclosures #7 and #8).

Plumbing facilities.—Housing quality concerning the presence of basic plumbing facilities (water supply, toilet facilities, and bathing facilities) for units vacant and available for rent was lower in Washington, D.C., as compared to Baltimore during the 1960 census. Washington, D.C. had 28 percent of its vacant units lacking some or all facilities, while in Baltimore only .07 percent of its vacant units were lacking some or all facilities. (Enclosures #7 and #8).

Rent.—Levels of asking rent for available vacant housing was higher in Washington as compared to Baltimore. In Washington, 61 percent of its total vacant housing units were priced up to $79 per month as compared to 77 percent for Baltimore. Eighteen (18) percent were priced from $80 to $99 per month as

compared to 13 percent for Baltimore, while 21 percent were priced at over $100 per month as compared to 10 percent for Baltimore. However, all utilities were included in the asking price for 62 percent of the available vacant housing in Washington, D.C., as compared to only 28 percent for Baltimore. Therefore, the actual level of paid rent would be about equal for both cities because the contract rental agreements are twice as great in Washington as compared to Baltimore. Contract rent is the monthly rent agreed upon regardless of the cost of any utilities and services that are included; whereas, gross rent is the contract rent plus the monthly average of any additional costs that are paid by the renter for utilities and services. (Enclosures #7 and #8).

In analyzing the foregoing findings the one fact of paramount importance that appears, is that, although rental levels are approximately equal as they pertain to the final payable rent (gross or contract) for available vacant housing in both Washington, D.C., and Baltimore, Maryland, the type of housing units offered for rent in Baltimore are *LARGER* and of possible better quality insofar as plumbing facilities are concerned. Furthermore, it does not appear that there is a shortage of available vacant housing in Baltimore because of (1) duration of vacancies are slightly longer (2) vacancy rate is at a level with the average rental vacancy rate for 24 major areas in the nation, while Washington falls below the average which would indicate a housing supply shortage.

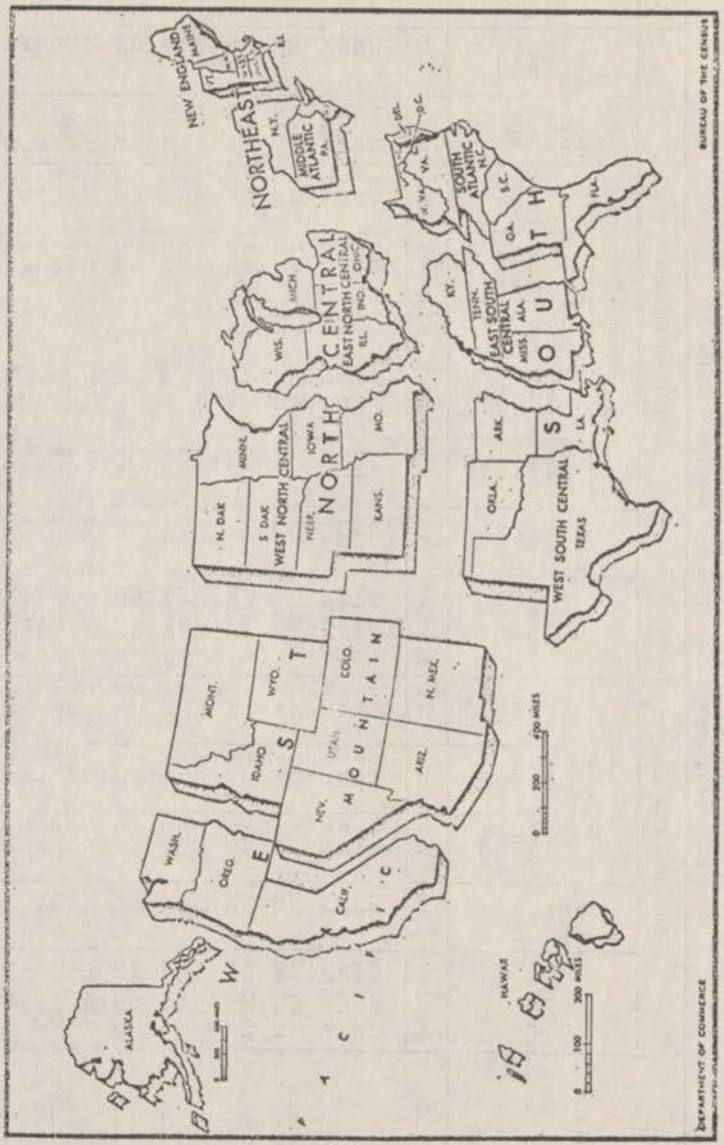

Figure 2.—REGIONS AND GEOGRAPHIC DIVISIONS OF THE UNITED STATES: 1960

-20-

XV

Incl. #1

U.S. SUMMARY

TABLE 1.—*Selected characteristics for the United States by regions, divisions, and States, 1960*

[Some data based on sample: see text. Percent not shown where less than 0.1]

Region, division, and State	All housing units					Occupied housing units								Vacancy rate	
	Total number	Median number of rooms	Percent—			Total number	Median number of persons	Percent—					Owner, median value (dollars)	Renter, median gross rent (dollars)	Homeowner	Rental
			In 1-housing unit structures	In structures built 1950–60	Sound, with all plumbing facilities			With 1.01 or more persons per room	Moved in during 1958–60	Occupied by nonwhite	Owner occupied	Renter occupied				
United States	58,326,357	4.9	76.3	27.5	74.0	53,023,875	3.0	11.5	31.9	9.7	61.9	38.1	11,900	71	1.6	6.7
Regions:																
Northeast	14,798,360	5.1	59.7	20.5	80.6	13,522,151	2.9	8.1	25.0	6.5	56.1	43.9	13,300	72	1.2	4.2
North central	16,797,804	5.0	78.3	23.4	74.5	15,378,749	2.9	10.1	29.6	6.2	67.0	33.0	12,100	75	1.3	6.7
South	17,172,688	4.7	86.9	32.2	63.4	15,502,595	3.1	16.2	34.8	17.8	62.0	38.0	9,500	59	1.8	8.0
West	9,557,505	4.6	79.7	37.2	81.8	8,620,380	2.8	11.3	41.4	6.6	61.3	38.7	13,700	76	2.0	8.8
Northeast:																
New England	3,521,663	5.2	60.6	19.8	78.7	3,116,163	3.0	7.3	26.1	2.3	59.1	40.9	13,800	72	1.4	5.4
Middle Atlantic	11,276,697	5.1	59.4	20.7	81.2	10,405,988	2.9	8.3	24.7	7.7	55.2	44.8	13,200	73	1.2	3.8
North central:																
East north central	11,657,510	5.1	76.1	24.3	77.1	10,710,827	3.0	9.9	29.5	7.2	66.7	33.3	12,700	78	1.4	6.7
West north central	5,140,294	5.0	83.3	21.5	68.6	4,667,922	2.8	10.4	30.0	3.7	67.8	32.2	10,700	67	1.3	6.7
South:																
South Atlantic	8,032,524	4.8	84.5	34.4	67.2	7,266,636	3.1	14.8	34.9	19.0	61.0	39.0	10,500	65	1.9	7.6
East south central	3,606,348	4.7	89.2	27.1	53.0	3,307,354	3.2	18.5	32.9	19.5	61.8	38.2	8,500	49	1.3	6.3
West south central	5,533,816	4.5	88.8	32.3	64.8	4,928,605	3.0	16.6	35.9	14.9	63.7	36.3	8,700	57	2.0	9.6
West:																
Mountain	2,226,564	4.5	84.8	36.8	74.8	1,975,576	3.1	16.1	41.5	3.8	65.2	34.8	11,700	70	1.8	9.1
Pacific	7,330,941	4.6	78.2	37.3	83.9	6,644,804	2.7	9.8	41.4	7.4	60.2	39.8	14,300	78	2.1	8.8
New England:																
Maine	364,617	5.2	75.8	15.6	61.2	280,355	3.0	10.3	26.9	.4	66.5	33.5	8,800	64	1.6	6.8
New Hampshire	224,440	5.2	72.9	18.1	72.8	180,020	2.9	7.4	27.3	.3	65.1	34.9	10,700	65	1.7	6.1
Vermont	136,307	5.7	76.8	13.9	68.4	110,732	3.0	7.9	26.3	.1	66.0	34.0	9,700	62	1.5	6.2
Massachusetts	1,690,998	5.2	54.2	18.2	81.1	1,534,985	3.0	6.7	25.5	2.3	55.9	44.1	13,800	75	1.2	5.0
Rhode Island	286,757	5.0	53.2	18.2	78.7	257,335	2.9	6.9	25.7	2.0	54.5	45.5	12,300	62	1.2	6.6
Connecticut	818,544	5.1	63.4	26.9	84.7	752,736	3.1	7.4	26.7	3.8	61.9	38.1	16,700	77	1.5	5.0
Middle Atlantic:																
New York	5,695,880	4.7	43.5	19.8	81.3	5,248,710	2.8	9.3	25.4	6.3	44.8	55.2	15,300	74	1.2	3.2
New Jersey	1,908,940	5.1	64.1	26.1	85.2	1,803,439	3.1	7.3	26.3	7.5	61.3	38.7	15,600	80	1.3	3.9
Pennsylvania	3,581,877	5.6	82.3	19.2	78.7	3,350,839	3.0	7.2	22.8	7.0	68.3	31.7	10,200	64	1.1	5.5

East north central:																
Ohio	3,041,151	5.2	79.1	25.3	77.6	2,852,557	3.0	9.5	30.4	7.3	67.4	32.6	13,400	75	1.5	6.6
Indiana	1,503,148	4.9	87.0	23.4	73.0	1,387,876	3.0	11.4	29.5	5.1	71.1	28.9	10,200	70	1.3	7.0
Illinois	3,275,799	4.8	62.9	22.0	78.0	3,084,971	2.9	10.0	30.8	9.4	57.8	42.2	14,700	85	1.2	3.6
Michigan	2,548,792	5.2	82.6	27.6	78.6	2,239,079	3.1	9.8	27.6	8.4	74.4	25.6	12,000	77	1.5	9.7
Wisconsin	1,288,620	5.2	76.7	22.2	75.0	1,146,342	3.0	8.9	27.0	1.8	68.6	31.4	12,600	79	1.2	5.4
West north central:																
Minnesota	1,119,271	5.0	80.4	23.9	70.4	991,981	3.0	10.4	27.7	1.0	72.1	27.9	12,800	72	1.1	6.0
Iowa	905,295	5.3	86.3	16.5	69.8	841,357	2.6	8.0	27.7	0.9	69.1	30.9	9,900	68	1.0	5.4
Missouri	1,491,397	4.6	78.1	22.8	65.8	1,360,054	2.7	11.8	32.6	8.2	64.3	35.7	10,900	65	1.6	7.1
North Dakota	194,597	5.0	84.9	20.4	60.6	173,362	3.3	15.4	28.3	1.3	68.4	31.6	9,800	71	1.4	5.3
South Dakota	216,449	5.1	88.4	19.6	61.5	194,821	3.1	13.0	28.9	2.4	67.2	32.8	8,800	67	1.1	5.6
Nebraska	472,950	5.1	85.2	18.6	72.3	433,448	2.8	9.2	29.9	2.1	64.8	35.2	9,400	67	1.1	6.0
Kansas	740,335	5.0	89.0	24.3	71.9	672,899	2.8	9.4	32.0	3.9	68.9	31.1	9,300	66	1.6	9.4
South Atlantic:																
Delaware	143,725	5.6	86.9	35.2	80.3	128,582	3.1	7.9	31.0	12.2	66.9	33.1	12,400	77	1.9	8.5
Maryland	934,552	5.5	80.4	32.5	81.4	863,001	3.2	9.7	30.4	14.3	64.5	35.5	11,900	78	1.8	6.2
District of Columbia	262,641	3.9	40.1	15.8	84.9	252,066	2.3	12.2	39.2	44.1	30.0	70.0	15,400	81	1.2	3.8
Virginia	1,168,913	5.0	84.7	31.7	66.2	1,072,840	3.2	13.8	33.3	17.6	61.3	38.7	10,800	71	1.6	6.9
West Virginia	574,357	5.0	91.0	17.9	56.7	521,142	3.2	15.1	27.2	4.5	64.3	35.7	7,600	53	1.2	7.9
North Carolina	1,322,957	4.9	92.1	29.8	57.1	1,204,715	3.3	17.2	31.9	20.8	60.1	39.9	8,000	55	1.1	6.4
South Carolina	678,379	4.8	91.3	30.6	54.9	603,551	3.4	20.8	32.4	29.3	57.3	42.7	7,500	49	1.3	7.7
Georgia	1,170,039	4.7	84.8	31.2	58.7	1,070,325	3.2	18.4	35.8	24.6	56.2	43.8	9,500	51	1.6	5.9
Florida	1,776,961	4.6	82.2	52.0	78.3	1,550,414	2.6	12.4	43.2	14.5	67.5	32.5	11,800	71	3.5	12.7
East south central:																
Kentucky	925,572	4.7	87.7	24.2	53.4	851,967	3.1	17.1	32.2	7.1	64.3	35.7	8,800	55	1.2	6.9
Tennessee	1,084,365	4.7	89.2	28.7	57.2	1,003,301	3.1	16.2	33.1	14.7	63.7	36.3	8,300	52	1.5	6.2
Alabama	967,466	4.7	89.3	29.2	53.5	884,116	3.2	19.4	33.9	25.8	59.7	40.3	8,600	45	1.6	6.8
Mississippi	628,945	4.5	91.5	25.0	44.5	568,070	3.2	23.5	32.3	36.5	57.7	42.3	7,900	43	1.0	4.8
West south central:																
Arkansas	586,552	4.4	92.7	23.5	48.2	523,552	2.9	17.8	34.7	18.6	61.4	38.6	6,700	47	1.4	6.1
Louisiana	976,452	4.5	83.8	31.5	60.9	892,344	3.2	21.1	32.6	28.4	59.0	41.0	10,700	53	1.8	7.2
Oklahoma	815,685	4.6	91.2	26.5	66.0	734,593	2.7	11.9	35.3	8.0	67.0	33.0	7,900	57	1.6	9.6
Texas	3,153,127	4.6	89.1	35.7	68.8	2,778,116	3.0	16.3	37.4	11.7	64.8	35.2	8,800	60	2.2	11.1
Mountain:																
Montana	233,310	4.3	82.8	24.0	68.0	202,240	2.9	14.9	35.9	2.3	64.0	36.0	10,900	66	1.4	9.3
Idaho	223,533	4.5	89.4	26.8	72.6	193,839	3.1	15.5	37.1	1.1	70.5	29.5	10,600	65	1.5	9.5
Wyoming	113,096	4.3	83.0	28.9	71.9	99,187	3.0	15.6	41.6	1.6	62.2	37.8	12,300	67	1.2	8.0
Colorado	594,522	4.6	80.7	34.6	76.4	529,419	2.9	11.6	40.2	2.7	63.8	36.2	12,300	72	1.7	8.1
New Mexico	281,976	4.3	90.6	42.7	69.5	251,209	3.4	23.6	44.9	5.7	65.3	34.7	10,700	71	1.6	9.2
Arizona	415,834	4.4	89.2	51.2	76.2	366,630	3.1	19.1	48.5	7.7	63.9	36.1	11,100	69	2.4	10.8
Utah	262,670	4.7	81.7	32.0	81.9	241,532	3.4	16.7	34.2	1.6	71.7	28.3	12,600	66	1.9	8.7
Nevada	101,623	4.1	79.8	47.7	89.9	91,520	2.6	13.8	51.6	5.7	56.3	43.7	15,200	91	1.7	8.4
Pacific West:																
Washington	1,009,519	4.7	83.1	27.6	78.4	894,168	2.7	8.3	36.1	2.9	68.5	31.5	11,700	71	1.8	11.8
Oregon	622,853	4.8	86.5	27.0	76.6	558,214	2.7	8.7	36.7	1.7	69.3	30.7	10,500	70	1.6	9.2
California	5,465,870	4.6	76.5	40.0	86.5	4,982,108	2.7	9.5	42.7	7.0	58.4	41.6	15,100	79	2.2	8.5
Alaska	67,193	3.5	70.4	55.5	57.7	57,250	3.1	28.1	60.6	16.3	48.3	51.7	9,100	126	1.8	6.8
Hawaii	165,506	4.5	74.2	36.0	69.6	153,064	3.7	25.7	41.7	64.1	41.1	58.9	20,900	72	1.1	4.1

FIGURE 12.—HOMEOWNER AND RENTAL VACANCY RATES, FOR STANDARD METROPOLITAN STATISTICAL AREAS OF 1,000,000 INHABITANTS OR MORE AND CENTRAL CITIES: 1960

[Ranked by population size]



U.S. DEPARTMENT OF COMMERCE

BUREAU OF THE CENSUS

Rooms in cities of 100,000 inhabitants or more, 1960 census

	Washington, D.C.	Baltimore, Md.
All units available	262,639	290,078
1 room	20,230	3,923
2 rooms	27,088	9,060
3 rooms	62,488	45,515
4 rooms	47,918	44,407
5 rooms	25,120	40,316
6 rooms	40,047	92,310
7 rooms	17,227	29,969
8 rooms or more	22,521	24,578
Median	3.9	5.5
Vacant available for rent	6,947	8,602
1 room	1,799	589
2 rooms	939	706
3 rooms	1,912	2,801
4 rooms	1,225	2,036
5 rooms or more	1,072	2,470
Median	2.9	3.6

Source: All of the figures shown are directly derived from data furnished by Bureau of Census sources (table 16, pp. 1-89 and 1-99 of HC(1) No. 1).

STATES AND SMALL AREAS

TABLE 15.—*Tenure, vacancy status, and condition and plumbing facilities, for SMSA's and places of 100,000 inhabitants or more, 1960*

[Some data based on sample; see text]

Subject	Places											
	Trenton, N.J.	Tucson, Ariz.	Tulsa, Okla.	Utica, N.Y.	Washington, D.C.	Waterbury, Conn.	Wichita, Kans.	Wichita Falls, Tex.	Winston-Salem, N.C.	Worcester, Mass.	Yonkers, N.Y.	Youngstown, Ohio
All housing units	34,913	69,048	93,226	33,411	262,641	34,443	88,478	31,017	34,033	58,968	62,002	50,975
TENURE, COLOR, AND VACANCY STATUS												
Occupied	33,647	63,303	85,993	32,001	252,066	32,888	80,378	29,071	32,213	56,708	59,967	48,598
Owner occupied	19,659	42,318	57,254	15,208	75,532	16,293	50,681	17,433	16,675	25,154	22,761	32,461
Percent of all occupied	58.4	66.8	66.6	47.5	30.0	49.5	63.1	60.0	51.8	44.4	38.0	66.3
White	16,794	41,152	53,550	15,107	39,505	15,884	47,642	16,405	13,311	25,032	22,379	28,436
Nonwhite	2,865	1,166	3,704	101	36,027	409	3,039	1,028	3,364	122	382	4,025
Renter occupied	13,988	20,935	28,739	16,793	176,534	16,591	29,697	11,618	15,538	31,554	37,206	16,107
White	10,854	19,649	24,620	15,983	101,371	15,113	27,356	10,357	7,603	51,046	35,411	12,147
Nonwhite	3,134	1,336	4,119	810	75,163	1,478	2,341	1,281	7,935	508	1,795	3,990
Vacant	1,266	5,745	7,233	1,410	10,575	1,559	8,100	1,946	1,820	2,278	2,035	2,377
Year round	1,246	4,871	6,931	1,347	10,221	1,495	7,568	1,714	1,760	2,108	1,993	2,269
Sound or deteriorating	1,140	4,622	6,258	1,172	9,790	1,322	6,996	1,547	1,514	1,842	1,898	2,023
Available	850	3,958	5,462	882	7,841	1,162	6,226	1,219	1,162	1,526	1,488	1,596
For sale only	235	1,078	1,170	145	894	139	1,198	426	355	180	268	442
Homeowner vacancy rate	1.2	2.5	2.0	0.9	1.2	0.8	2.3	2.4	2.1	0.7	1.2	1.3
For rent	615	2,880	4,292	737	6,947	1,023	5,028	793	807	1,346	1,220	1,154
Rental vacancy rate	4.2	12.1	13.0	4.2	3.8	5.8	14.5	6.4	4.9	4.1	3.2	6.7
Rented or sold, awaiting occupancy	98	210	247	59	357	80	194	140	110	112	239	142
Held for occasional use	19	133	62	23	256	10	34	26	83	28	20	44
Held for other reasons	173	321	487	208	1,336	70	542	162	159	176	151	241
Dilapidated	106	249	673	175	431	173	572	167	246	266	95	246
Seasonal	20	874	302	63	354	64	532	232	60	170	42	108
CONDITION AND PLUMBING												
All units	34,913	69,048	93,198	33,409	262,639	34,438	88,478	31,016	34,025	58,985	62,000	50,975
Sound	29,704	61,176	78,550	25,650	238,215	29,868	74,801	24,625	27,057	49,827	55,559	42,043
With all plumbing facilities	28,594	59,874	75,711	24,230	223,107	28,445	72,102	23,754	25,263	45,863	53,705	39,844
Lacking only hot water	68	269	85	148	195	590	76	129	828	1,381	495	97
Lacking other plumbing facilities	1,042	1,033	2,754	1,272	14,913	833	2,623	742	966	2,583	1,359	2,102

Deteriorating	4,046	5,676	11,804	5,956	20,883	3,526	11,051	4,636	5,033	7,420	5,020	7,021
With all plumbing facilities	3,504	4,355	8,791	4,460	16,758	2,811	6,750	3,925	2,897	5,707	3,992	5,986
Lacking only hot water	77	269	152	239	69	398	65	101	854	1,216	313	40
Lacking other plumbing facilities	465	1,052	2,861	1,257	4,056	317	2,236	610	1,282	497	715	995
Dilapidated	1,163	2,196	2,844	1,803	3,541	1,044	2,626	1,755	1,935	1,738	1,421	1,911
Owner occupied	19,659	42,318	57,254	15,208	75,532	16,293	50,681	17,433	16,675	25,154	22,761	32,461
Sound	17,720	39,779	52,972	13,291	71,502	15,351	46,133	15,118	15,526	23,264	21,645	28,760
With all plumbing facilities	17,606	39,181	52,647	13,143	70,835	15,226	45,791	14,785	15,195	22,991	21,496	28,370
Lacking some or all facilities	114	598	325	148	667	125	342	333	331	273	149	390
Deteriorating	1,580	1,909	3,599	1,574	3,737	632	3,829	1,713	1,013	1,635	985	3,124
With all plumbing facilities	1,525	1,498	3,170	1,446	3,565	754	3,491	1,520	813	1,484	923	2,899
Lacking some or all facilities	55	411	429	128	172	78	338	193	200	151	62	225
Dilapidated	359	630	683	343	293	110	719	602	136	255	131	577
Renter occupied	13,988	20,985	28,739	16,793	176,534	16,591	29,697	11,638	15,538	31,554	37,206	16,137
Sound	11,135	16,656	20,724	11,497	157,754	13,460	22,999	8,276	10,311	25,096	32,172	11,681
With all plumbing facilities	10,268	16,062	18,937	10,343	144,875	12,307	21,283	7,854	8,979	21,664	30,546	10,214
Lacking some or all facilities	867	594	1,787	1,154	12,879	1,153	1,716	422	1,332	3,432	1,626	1,467
Deteriorating	2,168	3,097	6,551	4,040	15,860	2,354	5,367	2,414	3,687	5,255	3,853	3,408
With all plumbing facilities	1,719	2,346	4,667	2,840	12,341	1,830	4,138	2,026	1,910	3,860	2,952	2,744
Lacking some or all facilities	449	751	1,884	1,200	3,519	524	1,229	389	1,777	1,395	901	604
Dilapidated	685	1,232	1,464	1,256	2,920	777	1,331	948	1,540	1,203	1,181	1,048
Vacant available for sale	235	1,078	1,170	145	894	139	1,198	426	355	180	268	442
With all plumbing facilities	229	1,054	1,138	140	820	137	1,179	415	341	168	263	424
Lacking some or all facilities	6	24	32	5	24	2	19	11	14	12	5	18
Vacant available for rent	615	2,880	4,292	717	6,947	1,023	5,028	793	807	1,346	1,220	1,154
With all plumbing facilities	472	2,703	3,027	538	5,181	770	3,919	652	630	976	1,110	792
Lacking some or all facilities	143	177	1,265	199	1,765	253	1,109	141	177	370	110	362
All housing units	34,913	69,048	93,226	33,411	262,641	34,443	88,478	31,017	34,033	58,986	62,002	50,975
WATER SUPPLY												
Hot and cold piped water inside structure	34,447	65,990	91,164	32,003	261,541	32,936	87,017	29,486	29,344	55,010	59,659	49,923
Only cold piped water inside structure	442	2,602	1,722	1,394	971	1,498	1,018	1,253	4,608	3,952	2,320	812
Piped water outside structure		257	204		29		122	170	15		4	8
No piped water	24	199	108	12	98	4	321	107	58	23	17	232
TOILET FACILITIES												
Flush toilet, exclusive use	33,370	66,282	87,167	31,344	243,117	33,613	83,047	29,317	32,929	56,299	60,595	47,955
Flush toilet, shared	1,486	1,401	5,212	2,020	19,232	800	4,559	1,051	890	2,651	1,369	2,569
Other toilet facilities or none	57	1,365	819	45	290	23	872	645	208	35	36	551
HEATING FACILITIES												
Bathtub or shower, exclusive use	33,208	65,868	86,332	30,281	242,788	33,155	82,722	28,962	30,844	55,670	59,410	47,324
Bathtub or shower, shared	1,512	1,120	5,162	1,858	19,487	813	4,701	1,020	792	2,656	593	2,629
No bathtub or shower	193	2,060	1,704	1,270	364	470	1,055	1,034	2,389	659	1,997	1,922

TABLE 15.—*Tenure, vacancy status, and condition and plumbing facilities, for SMSA's and places of 100,000 inhabitants or more, 1960*—Con.

[Some data based on sample; see text]

Subject	Places											
	Akron, Ohio	Albany, N.Y.	Albuquerque, N. Mex.	Allentown, Pa.	Amarillo, Tex.	Anaheim, Calif.	Arlington County, Va.	Atlanta, Ga.	Austin, Tex.	Baltimore, Md.	Baton Rouge, La.	Beaumont, Tex.
All housing units	94,259	46,204	60,930	35,636	43,117	32,748	56,949	154,135	56,522	290,155	45,785	39,004
TENURE, COLOR, AND VACANCY STATUS												
Occupied	90,004	43,579	57,287	34,313	40,515	29,740	54,498	145,953	52,484	275,597	42,927	35,685
Owner occupied	60,389	17,288	39,604	22,704	25,667	21,732	22,593	66,504	31,321	149,668	26,220	21,670
Percent of all occupied	67.1	39.7	69.1	66.2	63.4	71.3	41.5	45.6	59.7	54.3	61.1	60.7
White	55,596	16,747	39,063	22,614	24,909	21,636	21,474	52,447	27,960	122,040	20,237	17,387
Nonwhite	4,793	541	541	90	758	96	1,119	14,057	3,361	27,628	5,983	4,283
Renter occupied	29,615	26,291	17,683	11,609	14,848	8,008	31,905	79,449	21,163	125,929	16,707	14,015
White	25,271	23,761	16,761	11,493	13,549	7,958	30,989	45,567	18,072	73,101	10,846	8,803
Nonwhite	4,344	2,530	922	116	1,299	50	916	33,882	3,091	52,828	5,861	5,212
Vacant	4,255	2,625	3,643	1,323	2,602	3,008	2,451	8,182	4,038	14,558	2,858	3,319
Year round	4,039	2,509	3,333	1,228	2,011	2,978	2,417	7,724	3,780	14,137	2,693	3,261
Sound or deteriorating	3,761	2,200	3,159	1,183	1,837	2,964	2,384	6,627	3,374	12,808	2,494	2,790
Available	3,149	1,797	2,718	938	1,411	2,538	2,039	5,710	2,843	10,691	2,138	2,343
For sale only	841	132	738	320	551	379	259	1,579	891	2,089	424	351
Homeowner vacancy rate	1.4	0.8	1.8	1.4	2.1	1.7	1.1	2.3	2.8	1.4	1.6	1.6
For rent	2,308	1,665	1,980	618	860	2,159	1,780	4,131	1,952	8,602	1,714	1,992
Rental vacancy rate	7.2	6.0	10.1	5.1	5.5	21.2	5.3	4.9	8.4	6.4	9.3	12.4
Rented or sold, awaiting occupancy	198	93	170	86	143	209	220	313	118	487	88	92
Held for occasional use	38	38	48	22	48	9	23	119	78	142	53	37
Held for other reasons	376	272	223	137	235	208	102	485	335	1,488	215	318
Dilapidated	278	309	174	45	174	14	33	1,097	406	1,329	199	471
Seasonal	216	116	310	95	591	30	34	458	258	421	165	58
CONDITION AND PLUMBING												
All units	94,259	46,204	60,923	35,634	43,117	32,745	56,946	154,177	56,522	290,078	45,785	39,004
Sound	80,364	38,157	54,741	32,949	36,661	31,889	54,603	120,836	46,666	245,438	37,125	29,997
With all plumbing facilities	76,029	35,854	53,587	31,171	35,795	31,680	54,258	114,876	45,085	241,615	35,271	28,297
Lacking only hot water	138	285	131	92	42	7	28	1,180	626	842	782	609
Deteriorating other plumbing facilities	4,197	2,018	1,023	1,686	824	202	317	4,780	955	2,981	1,072	1,091
Deteriorating	11,957	6,469	4,112	2,376	5,179	728	2,090	21,757	6,520	35,533	6,410	6,420
With all plumbing facilities	9,857	4,750	3,029	1,784	4,401	677	1,984	12,845	4,524	32,323	4,068	3,999
Lacking only hot water	46	420	18	46	91	12	8	2,451	968	1,200	875	659
Lacking other plumbing facilities	2,054	1,299	1,065	546	687	39	98	6,461	1,028	2,010	1,467	1,762

Dilapidated	1,938	1,578	2,070	309	1,277	128	253	11,584	3,336	9,107	2,250	2,587
Owner occupied	60,389	17,266	39,604	22,704	25,667	21,732	22,593	66,504	31,321	149,668	26,220	21,670
Sound	55,059	15,843	37,365	21,663	23,770	21,428	21,764	59,378	27,773	140,977	23,579	18,905
With all plumbing facilities	54,328	15,628	36,947	21,121	23,601	21,392	21,692	57,941	27,148	140,031	23,051	18,518
Lacking some or all facilities	731	215	418	542	169	36	72	1,437	625	946	528	387
Deteriorating	4,739	1,251	1,571	951	1,396	272	769	5,745	2,452	7,777	2,033	2,264
With all plumbing facilities	4,500	1,110	1,245	772	1,441	268	747	4,473	1,718	7,440	1,433	1,738
Lacking some or all facilities	239	141	326	179	155	4	12	1,272	734	337	600	526
Dilapidated	591	194	668	90	301	32	70	1,381	1,069	914	608	501
Renter occupied	29,615	26,291	17,683	11,609	14,848	8,008	31,905	79,449	21,163	125,929	16,707	14,015
Sound	22,224	20,673	14,350	10,158	11,106	7,501	30,536	55,722	15,936	94,799	11,472	9,105
With all plumbing facilities	19,107	18,886	13,756	9,095	10,507	7,336	30,288	51,530	15,098	92,271	10,272	8,033
Lacking some or all facilities	3,117	1,787	594	1,063	599	165	248	4,192	838	2,528	1,200	1,072
Deteriorating	6,347	4,499	2,111	1,254	3,044	415	1,211	14,691	3,389	24,245	3,820	3,334
With all plumbing facilities	4,735	3,211	1,483	899	2,562	380	1,123	7,568	2,336	21,750	2,204	1,791
Lacking some or all facilities	1,612	1,281	628	355	482	35	88	7,123	1,053	2,495	1,616	1,543
Dilapidated	1,044	1,110	1,222	197	698	92	158	9,036	1,838	6,885	1,415	1,576
Vacant available for sale	841	132	738	320	551	379	259	1,579	891	2,089	424	351
With all plumbing facilities	829	111	722	301	551	379	258	1,551	858	2,014	414	336
Lacking some or all facilities	12	21	16	19			1	28	33	75	10	15
Vacant available for rent	2,308	1,665	1,980	618	860	2,159	1,780	4,131	1,952	8,602	1,714	1,992
With all plumbing facilities	1,659	1,188	1,791	427	756	2,139	1,755	3,446	1,764	7,867	1,549	1,499
Lacking some or all facilities	649	477	189	191	104	20	25	685	188	735	165	493
All housing units	94,259	46,204	60,930	35,636	43,117	32,748	56,949	154,135	56,522	290,155	45,785	39,004
WATER SUPPLY												
Hot and cold piped water inside structure	93,632	43,850	58,836	34,777	42,362	32,671	56,768	138,974	51,851	285,328	40,610	34,383
Only cold piped water inside structure	544	2,332	1,284	810	636	66	145	14,211	4,192	4,578	4,696	4,282
Piped water outside structure	11		450	8	47		11	551	310	32	336	164
No piped water	72	22	353	39	72	8	22	441	169	140	143	175
TOILET FACILITIES												
Flush toilet, exclusive use	88,032	43,988	58,237	34,069	41,429	32,496	56,545	142,034	54,275	285,552	43,881	37,088
Flush toilet, shared	5,988	2,136	869	1,371	1,470	193	358	10,126	1,407	4,127	898	1,348
Other toilet facilities or none	239	80	1,817	194	218	56	43	2,015	840	399	1,006	568
BATHING FACILITIES												
Bathtub or shower, exclusive use	87,544	42,401	57,926	33,266	41,190	32,464	56,484	136,576	53,181	284,146	42,150	34,613
Bathtub or shower, shared	6,278	2,179	842	1,413	1,475	189	389	8,718	1,234	4,267	743	1,297
No bathtub or shower	437	1,624	2,155	955	452	72	73	8,883	2,107	1,665	2,892	3,094

METROPOLITAN HOUSING

TABLE C–9.—*Duration of vacancy, for available vacant housing units, for the city of Washington, D.C.: 1960*

[Based on sample; see text. Median not shown where base is less than 200; plus (+) or minus (−) after number indicates median above or below that number]

Subject	Total	Less than 4 months	4 up to 6 months	6 months or more
Vacant, available for sale	359	605	60	191
ROOMS				
1 to 3 rooms	24	24	----	----
4 rooms	81	40	15	26
5 rooms	112	71	8	33
6 rooms	332	148	22	62
7 rooms or more	310	225	15	70
BEDROOM				
0 and 1	61	39	22	----
2	128	42	----	86
3 or more	497	309	76	112
UNITS IN STRUCTURE				
1	747	533	39	175
2	32	23	3	6
3 or more	103	62	9	12
YEAR STRUCTURE BUILT				
1959 to March 1960	75	68	4	3
1950 to 1958	74	53	4	17
1949 or earlier	710	487	52	171
PLUMBING				
With all plumbing facilities	856	608	57	191
Lacking some or all facilities	3	----	3	----
HEATING EQUIPMENT				
Steam, hot water, warm air furnace	807	575	60	172
Other	52	33	----	19
None	----	----	----	----
SALE PRICE ASKED				
Total	359	608	60	191
Less than $5,000	----	----	----	----
$5,000 to $9,900	70	42	7	21
$10,000 to $14,900	379	301	26	51
$15,000 to $19,900	163	91	30	52
$20,000 to $24,900	62	37	----	25
$25,000 or more	186	137	7	42
Median price asked	$14,900	14,400	----	----

TABLE C–9.—*Duration of vacancy, for available vacant housing units, for the city of Washington, D.C.: 1960*—Continued

Subject	Total	Less than 1 month	1 up to 4 months	4 months or more
Vacant, available for rent	6,984	2,439	3,644	901
ROOMS				
1 room	1,644	628	888	128
2 rooms	1,033	263	664	106
3 rooms	1,883	727	958	198
4 rooms	1,277	499	582	196
5 rooms or more	1,147	322	552	273
BEDROOMS				
0 and 1	4,946	1,584	2,829	533
2	1,103	329	562	212
3 or more	841	291	373	177
UNITS IN STRUCTURE				
1	1,156	275	634	247
2 to 9	2,339	730	1,321	288
10 to 19	925	365	442	118
20 or more	2,511	1,105	1,180	226
YEAR STRUCTURE BUILT				
1959 to March 1960	737	387	234	116
1950 to 1958	672	342	275	55
1949 or earlier	5,575	1,710	3,135	730
PLUMBING				
With all plumbing facilities	5,421	1,847	2,798	776
Lacking some or all facilities	1,563	592	846	125
RENT ASKED				
Total	6,984	2,439	3,644	901
Less than $40	331	91	196	44
$40 to $59	1,689	466	989	234
$60 to $79	2,225	819	1,116	290
$80 to $99	1,254	441	673	140
$100 or more	1,485	622	670	193
Median rent asked	$73	76	71	72

TABLE C–10.—*Rent asked for vacant housing units available for rent, for the city of Washington, D.C., 1960*

[Based on sample; see text]

Subject	Total	Less $40	$40 to $59	$60 to $79	$80 to $99	$100 or more
Vacant available for rent	6,984	331	1,689	2,225	1,254	1,485
BEDROOMS						
0 and 1	4,946	322	1,634	1,391	577	1,022
2	1,103	17	112	355	292	327
3 or more	841	----------	49	341	256	195
UNITS IN STRUCTURE						
1	1,156	43	261	362	282	206
2 to 4	1,319	97	363	538	190	131
5 or more	4,456	193	1,040	1,328	792	1,103
YEAR STRUCTURE BUILT						
1959 to March 1960	737	8	76	160	161	332
1950 to 1958	672	12	30	137	193	295
1949 or earlier	5,675	311	1,583	1,928	395	658
PLUMBING						
With all plumbing facilities	3,421	114	797	1,995	1,218	1,294
Lacking some or all facilities	1,563	217	892	227	36	191
INCLUSION OF UTILITIES IN RENT						
All utilities included	4,350	247	1,028	1,206	721	1,140
Some or no utilities included	2,634	84	661	1,019	533	337

BALTIMORE SMSA

TABLE B–9.—*Duration of vacancy, for available vacant housing units, for the city: 1960*

[Based on sample; see text. Median not shown where base is less than 200; plus (+) or minus (–) after number indicates median above or below that number]

Subject	Total	Less than 4 months	4 up to 6 months	6 months or more
Vacant, available for sale	2,318	1,464	276	976
ROOMS				
1 to 3 rooms	109	91	8	10
4 rooms	106	89	8	9
5 rooms	267	160	49	58
6 rooms	1,305	716	149	340
7 rooms or more	631	400	62	161
BEDROOMS				
0 and 1	241	229	----------	12
2	334	217	90	27
3 or more	1,467	820	217	430
UNITS IN STRUCTURE				
1	2,069	1,230	265	574
2	157	112	14	31
3 or more	130	121	----------	9
YEAR STRUCTURE BUILT				
1959 to March 1960	337	163	61	113
1950 to 1958	353	202	35	116
1949 or earlier	1,626	1,099	130	349
PLUMBING				
With all plumbing facilities	2,276	1,442	276	566
Lacking some or all facilities	42	22	----------	20
HEATING EQUIPMENT				
Steam, hot water, warm air furnace	2,103	1,306	263	534
Other	194	154	13	27
None	21	4	----------	17
SALE PRICE ASKED				
Total	2,318	1,464	276	578
Less than $5,000	218	184	----------	34
$5,000 to $9,900	961	646	105	210
$10,000 to $14,900	623	432	157	254
$15,000 to $19,900	154	92	15	47
$20,000 to $24,900	31	58	----------	13
$25,000 or more	131	92	19	26
Median price asked	$9,900	$9,200	$11,200	$10,900

TABLE B–9.—*Duration of vacancy, for available vacant housing units, for the city 1960*—Continued

Subject	Total	Less than 1 month	1 up to 4 months	4 months or more
Vacant, available for rent	8,544	2,214	4,599	1,331
ROOMS				
1 room	435	264	150	21
2 rooms	670	239	331	100
3 rooms	2,855	724	1,509	620
4 rooms	1,983	537	1,153	293
5 rooms or more	2,601	448	1,456	697
BEDROOMS				
0 and 1	4,628	1,243	2,577	608
2	1,852	349	1,140	363
3 or more	1,743	272	1,010	461
UNITS IN STRUCTURE				
1	3,213	804	1,667	742
2 to 9	4,190	1,180	2,173	637
10 to 19	510	170	282	58
20 or more	645	151	421	73
YEAR STRUCTURE BUILT				
1959 to March 1960	392	60	302	30
1950 to 1958	462	115	209	138
1949 or earlier	7,690	2,039	4,086	1,563
PLUMBING				
With all plumbing facilities	7,983	1,948	4,385	1,650
Lacking some or all facilities	561	266	214	81
RENT ASKED				
Total	5,544	2,214	4,599	1,731
Less than $40	674	240	317	117
$40 to $59	2,590	823	1,312	455
$60 to $79	3,301	788	1,841	672
$80 to $99	1,142	208	665	269
$100 or more	837	156	464	218
Median rent asked	$66	$61	$67	$69

TABLE B–10.—*Rent asked for vacant housing units available for rent, for the city: 1960*

[Based on sample; see text]

Subject	Total	Less than $40	$40 to $59	$60 to $79	$80 to $99	$100 or more
Vacant available for rent	8,544	674	2,590	3,301	1,122	857
BEDROOMS						
0 and 1	4,628	430	1,611	2,028	362	197
2	1,852	136	489	551	429	267
3 or more	1,733	58	407	567	419	294
UNITS IN STRUCTURE						
1	3,213	257	1,010	1,286	439	221
2 to 4	3,337	200	1,081	1,397	458	201
5 or more	2,008	220	476	673	189	450
YEAR STRUCTURE BUILT						
1959 to March 1960	392		3	30	39	312
1950 to 1958	462	24	49	83	146	160
1949 or earlier	7,690	650	2,536	3,180	957	365
PLUMBING						
With all plumbing facilities	7,983	472	2,334	3,218	1,150	829
Lacking some or all facilities	561	202	256	83	12	5
INCLUSION OF UTILITIES IN RENT						
All utilities included	2,366	214	692	1,047	269	145
Some or no utilities included	6,175	460	1,892	2,254	674	692

GOVERNMENT OF THE DISTRICT OF COLUMBIA

DEPARTMENT OF PUBLIC WELFARE

Program for housing improvement of public assistance recipients, December 1965

SUMMARY

What it is

A program for housing improvement of public assistance recipients.

Why it was developed

It was developed to do something about the special needs of public assistance recipients facing a critical housing shortage and to make it possible for recipients to secure for their families decent shelter in today's housing market.

What are the key provisions of the program

1. Adopt *standards of housing quality* covering structure, space and facilities.
2. Compare housing conditions of recipients with these standards and seek to improve conditions where necessary, working in cooperation with landlords and tenants.
3. Relocate recipients living under substandard conditions into suitable housing.
4. Request adoption by the Board of Commissioners of a new *shelter allowance and cost schedule* to reflect minimum space requirements and current rent and utility costs.
5. As the basic plan, apply the new schedule for public assistance recipients currently living in qualified housing in accordance with approved standards of structure, space and facilities (by increasing monthly shelter allowances, if necessary, up to the maximum for the housing unit of size occupied).
6. As an interim measure, for public assistance recipients currently living in housing which meets all standards except space requirements, apply the new schedule by increasing monthly shelter allowances up to the maximum for housing units of size occupied. Assistance and advice will also be given to relocate these recipients into larger dwellings to meet the space requirements set forth by the *shelter allowance and cost schedule*. The Department will provide up to the maximum shelter allowance for such housing.
7. Make temporary payments directly to a landlord on behalf of irresponsible recipients and work with them to stabilize their homes.
8. Provide specialized information to departmental staff on housing quality standards, costs, availability and improvement in landlord-tenant relationships.
9. Maintain a current analysis of housing costs and their relationship to housing needs of welfare recipients.
10. Recruit and employ a small staff of six welfare shelter specialists in the Landlord-Tenant Consultant Service. They will—

Make inspections of dwellings of public assistance recipients,
Evaluate them in accordance with the *standards of housing quality*,
Work with tenants and landlords for needed improvements,
Assist or advise recipients in relocating when necessary,
Provide information to Public Assistance Division social worker as a basis for application of the *shelter allowance and cost schedule*.

Cost and source of funding

1. The cost of these six positions to operate the program will be $37,700 annually, of which $10,300 is to be funded through regular District appropriations and $27,400 to be obtained through Federal reimbursement. The Department of Public Welfare has included the cost of the program in its Fiscal Year 1967 budget.
2. The maximum increase in shelter allowances made to public assistance recipients under the basic plan is estimated at $4 million. Increases in shelter allowances under the interim plan will be financed from anticipated new funds (estimated at $600,000) under Public Law 89-97, Social Security Amendments of 1965, authorizing increases in matching for public assistance grants.

How the program will be put into effect

1. Implementation of the program will be contingent upon the following:
   Approval by the Board of Commissioners of the program and its standards,
   Enactment of District appropriations for Fiscal Year 1967 including the request for staff to operate the program,
   Accumulating sufficient Federal funds earned through matching for public assistance grants under Public Law 89–97,
   Recruiting and employment of shelter staff specialists.
2. Priority in starting the program will be considered for AFDC recipients with numerous children and for elderly recipients.

PART I. INTRODUCTION

Since 1941, the Department of Public Welfare has carried responsibility for the Landlord-Tenant Consultant Service which is physically located in the Courthouse where matters between landlords and tenants are adjudicated. This Service has been available on a community wide basis and has, therefore, served the needs of all persons having landlord-tenant problems without regard to their dependency upon charitable assistance, either public or private.

The Department of Public Welfare, in a constant review of its responsibilities to the community, finds that the housing problems of its more than 9,500 public assistance families living in private housing have immeasurably increased with the upward trend in the cost of living and the downward trend in the housing supply for the poor. A recent study made by the Department undertook to answer the question "Do the allowances for shelter (including all utilities) in Public Assistance grants cover the actual costs which recipients pay for shelter?" It was acknowledged that the quality of housing was neither measured nor known. It was noted that the current shelter allowances are based on 1953 levels.

It concluded that shelter allowances were inadequate in nearly two-thirds of the cases studied and that 51% of the cases were paying more for rent than was being allowed in the grant. With a diminishing housing supply available for poor families with children, it is evident that the welfare recipient is at a double disadvantage in the market place. Therefore, it is now being proposed to establish objective standards of housing quality; to analyze private housing occupied by public assistance recipients based on the quality standard; to work with tenants and negotiate with landlords for improvement of housing; to seek code enforcement when necessary; to determine the needs of recipients who must be relocated into standard housing and to initiate action for the relocation of recipients living in substandard dwellings. In addition, the Department proposes a new procedure and method for increasing shelter allowances for housing which meets all standards that apply to a new shelter allowance and cost schedule.

PART II. RECOGNIZING THE SPECIAL PROBLEM AND THE NEED FOR A POLICY OF ACTION RELATING TO WELFARE FAMILIES

The Department of Public Welfare recognizes the problem and believes that the well-being of its recipients is improved by adequate shelter. However, the question now arises—can welfare families be housed decently in adequate shelter on the open market? But, before this question can be properly answered, the total dimension of the welfare recipients' housing plight must be brought to the surface. Actual facts must be obtained about the quality of private housing presently occupied by public assistance families. Approximately four million dollars of public funds are expended each year to pay for housing welfare recipients. It is important, therefore, to ask about the quality of housing that welfare assistance recipients secure and about the Welfare Department's influence upon it. There cannot be any question about the fact that *some* public assistance recipients live in squalor and are exploited. But, because information about the quality of recipients' housing has never been systematically collected by the Department, it has not been possible to identify the dwellings that are dilapidated, deteriorated and do not have adequate heating facilities, proper cooking facilities, all three of the essential plumbing facilities and adequate living and sleeping space.

PART III. OBJECTIVE STANDARDS OF HOUSING QUALITIES

The Board of Commissioners established a Code of Housing Regulations in August of 1955 recognizing that within the District of Columbia conditions prevailed of dilapidation, inadequate maintenance, overcrowding, inadequate toilet

facilities, inadequate heating facilities, and other insanitary or unsafe conditions. Establishment of such regulations was for the purpose of preserving and promoting the public health, safety, welfare and morals of the community.

It is within the framework of these regulations that the Department of Public Welfare will use objective *standards of housing quality*. It will then focus attention on the currently unknown number of welfare families whose well-being is adversely affected by inadequate shelter. As this practice suggests, this intent will be one of support for, not duplication of, the working of the Housing Code of the District of Columbia.

PART IV. AIMS AND PROPOSALS

The Landlord-Tenant Consultant Service of the Department would be reorganized and expanded. The aims of the Service will be directed towards six major points in helping public assistance recipients with their housing problems. These will be in operation simultaneously.

The First aim and proposal.—To analyze and grade present housing conditions against officially recognized standards of housing quality (see Parts VIII, IX and X) on each residential premises occupied by a public assistance family. This information is prerequisite to an evaluation regarding the complexity of problems presently facing welfare recipients. Tenants should be concerned with conditions of the premises in which they live. Evidence of unsanitary and unhealthy conditions often eludes the occupants of a dwelling. They may not be alerted to the significance of insufficient ventilation or the lack of natural light. They may not grasp the threat of wall cracks, sagging parts of a structure, leaky roofs or imperfect plumbing. They may tend to ignore rotting wood, peeling paint or the presence of vermin. Then, there are those who dread to call deplorable conditions to the attention of code officials who can proceed against the less conscientious landlords through the regulating powers of the District Government. Surprisingly, few families realize that most of these housing conditions affect the health, safety and welfare of the occupants long before they affect the economic value of the property and arouse the concern of the landlord.

The second aim and proposal.—To improve conditions for public assistance individuals and families who are found to be living in dangerous and substandard housing. Based upon the analysis, action will be initiated by the expanded Service to improve the housing conditions of welfare recipients who are found to be living in sub-standard shelter. Those recipients residing in a dwelling that is fit for human habitation, of sufficient size with adequate heating and plumbing facilities, but in a deteriorating condition, will be assisted through talks with landlords on the adherence of minimum quality standards by removal of housing defects. The available remedy for an uncooperative landlord will be official referral to the Housing Division, Department of Licenses and Inspections, for total code compliance.

The third aim and proposal.—To advance the aims of the first and second proposals by making available financial aid that is necessary in obtaining or retaining housing that will provide the pride, self-respect and stability of public assistance families. Effective results can be best achieved only when adequate resources are included in the development of a long range and comprehensive program. Accordingly, rent, fuel and utility allowances which are realistically related to costs on the present competitive housing market are a special feature of this program. Inadequate housing in most cases is related to inadequate income. Therefore, shelter allowances must be adjusted so that they are in conjunction with, and not in opposition to, any force that will open the doors to decent housing for public assistance recipients. Moreover, in order to prevent profiteering and subsidization of slum landlords in the administration of the public assistance program, existing shelter allowances as prescribed in the Public Assistance Manual will continue to be utilized. However, the recommended "*Shelter Allowance and Cost Schedule*" (see Part XI) under the proposed program, will be applied for those public assistance recipients whose housing *finally meets* the minimum housing standards on the basis of appraisal by program staff.

As an interim measure since a number of families are making great sacrifices in using food and clothing allowances to supplement current rent allowances in order to maintain decent homes, it is proposed to apply the new rent schedules as provided in Part XI to those recipients whose housing meets the standards with the exception of the minimum space requirements. The new rent schedules will be applied in accordance with the size units actually occupied. For example, a family of seven persons occupying less than the 670 square feet which the code

requires for this size family, but lives in otherwise good housing in conformance with the standards of the code but which contains only 580 square feet of habitable space, this family would then be eligible to receive the amount they are actually paying up to $138.00 per month, with is the amount in the schedule for standard housing having 580 square feet. When shelter meeting all standards, including minimum space requirement, is secured for this family, the allowance could be an amount up to $144.00 per month in accordance with the new rent schedule. The present rent allowance for this family is $68.00 per month.

The fourth aim and proposal.—To make rent payments directly to a landlord for satisfactory housing occupied by a public assistance family when the Director of the Department of Public Welfare or his agent has cause to believe that the payment of rent might not otherwise be made by an irresponsible recipient, thus jeopardizing the welfare of his children, or when experience shows his inability to manage basic expenses out of the monthly grant. Direct payments provide a means of encouraging a reluctant landlord with quality housing to rent to an otherwise unacceptable tenant.

The fifth aim and proposal.—To provide the nucleus for a long-range program of improving the housekeeping standards (when indicated) of public assistance families. With this thought in mind, guidance will be provided to public assistance social workers in evaluating housing conditions and housekeeping habits of welfare recipients. The inventory of graded facilities will be a powerful tool in achieving this objective. So long as people continue to occupy inferior dwellings—either because they cannot afford or cannot secure access to a better dwelling, or because they prefer to spend their money on non-housing items, or because they are unwilling or unable to take care of the dwelling in which they live, sub-standard housing will not be eliminated. Therefore, their personal improvement must be one of the major objectives of any comprehensive program for housing improvement.

The sixth aim and proposal.—To maintain a current analysis of housing costs and their relationship to housing needs for welfare families. Obviously limited predictions can be made regarding housing costs and needs which are based upon statistical series and cost of living studies in which there is a long time lag. But such predictions could probably be made with more assurance and increased validity if one knew more precisely and in more detail what is actually happening by the changes constantly occurring in the real estate industry. Therefore, current data and analysis will be based upon year-round material and information obtained from (1) continuing personal contacts with real estate personnel, (2) daily scanning classified real estate ads in all local newspapers, and (3) collaborating with related governmental agencies. This continuing study recognizes that shelter is a basic requirement and public assistance funds must be made available in amounts that are realistically related to current costs of living.

PART V. GOVERNMENT-COMMUNITY RELATIONSHIP

Recognizing that efficient working relationship between various levels of government and private interests is essential to the effectiveness of a shelter program, more intensive formal liaison will be emphasized with agencies and groups that play a significant role in housing as it relates to the over-all improvement of the city. Accordingly, the Department of Public Welfare, through its Landlord-Tenant Consultant Service, will encourage the continuing cooperative efforts of the following community forces:

Department of Licenses and Inspections, District of Columbia.—To collaborate in the enforcement or correction of housing code violations and develop special knowledge supporting housing quality standards through its Housing Division, Inspection Division and Board for the Condemnation of Insanitary Buildings for those public assistance recipients affected by sub-standard shelter.

Department of Public Health, District of Columbia.—To collaborate in the prevention of communicable diseases in the home and its surroundings through its Public Health Nursing Division, Vector Control Division, Water Quality Control Division, etc., for those public assistance recipients found to be living under any serious health menace.

National Capital Housing Authority.—To keep informed of plans involving greater use of existing housing provided through the purchase and rehabilitation, or lease of privately owned existing dwelling units, the status of public housing under construction and expected dates of availability, or other federally aided low-rent public housing that becomes available for eligible public assistance

individuals or families who are either elderly, physically handicapped or found to be living in sub-standard housing.

D.C. Insuring Office of the Federal Housing Administration.—To keep informed of locally approved projects to non-profit, limited dividend or cooperative housing owners or groups who are providing housing for low-income families under the Housing and Urban Development Act of 1965.

Redevelopment Land Agency and the Office of Urban Renewal of the District of Columbia.—To keep informed of plans involving designated urban renewal areas, highways, public construction sites, etc., in order to avoid unnecessary to and from movements of public assistance families found to be living in sub-standard housing.

Neighborhood development centers of the United Planning Organization.—To collaborate with all special interests involved with the housing needs affecting low-income families. It must be recognized that adequate housing in itself will not stop the threatened disintegration of family life, but all other possible cures are unlikely to be successful unless we solve the housing dilemma that confronts poverty stricken people in this city.

Real estate industry (to include the Washington Board of Realtors, Washington Brokers Association, private real estate firms, brokers, developers and non-profit management groups).—To encourage and develop closer relationship with the guardians of the local private housing inventory by explaining the objectives and needs of the Department; to appeal, persuade and negotiate with all sources of private housing that the community would be well served by permitting the use of approved (vacant) shelter by specific public assistance families; to continually gather information about the local private housiing market and other basic data concerning its development.

Equally important will be the liaison with other agencies, organizations or citizens who are actively participating in local housing programs.

PART VI. BUDGET AND STAFFING REQUIREMENTS

In order to carry out this program, additional staff and funds will be required. The additional personnel will carry the responsibility of establishing objective *standards of housing quality* for recipients' homes; analyzing housing of recipients to determine if this standard is met; recommending authorization of shelter allowance increases as paid, up to the maximum in the approved *shelter allowance and cost schedule* for housing which meets the *standards of housing quality* when recipients' shelter payments exceed the current authorized allowance; providing guidance to Department's social workers in evaluating living conditions and housekeeping habits, including basic elements of establishing and maintaining good landlord-tenant relationships; securing adequate housing through vendor payments for families found unable to manage rental allowances or maintain housekeeping standards and providing the counselling in landlord-tenant disputes which might lead to evictions and maintaining a current analysis of housing costs.

Staffing requirements

Present staff.—Landlord Tenant Consultant, GS–12; Housing Officer (Community Liaison and Resource Developer), GS–9; Administrative Clerk-Stenographer, GS–6; Clerk-Typist, GS–4.

Additional staff.—Social Welfare Specialist, GS–11; Supervisor Welfare Shelter Specialist, GS–9; Four Welfare Shelter Specialists, GS–7.

The Landlord-Tenant Consultant would carry the duty of supervision and coordination of the total program, as well as maintaining close community contacts for the evaluation of the program in relation to the total departmental effort.

The Community Liaison and Resource Developer (currently the Housing Officer) would carry the responsibility of supervision of the shelter specialists unit activities, would maintain current housing cost data, evaluate material submitted through the shelter unit, provide instruction to social workers as to housing standards established by the Department; would review with the Consultant families to be selected for relocation and secure housing for the vendor payment plan. He would develop program changes as needed and maintain legislative reference file on housing matters.

The four Welfare Shelter Specialists will inspect every dwelling occupied by public assistance families (except those in National Capital Housing).

The Supervisory Welfare Shelter Specialist would supervise the shelter specialists in their activities of inspecting public assistance homes; he would also analyze and provide information, statistics and conclusions drawn from data accumulated by shelter specialists for the Liaison and Resources Developer.

The Social Welfare Counselor would provide in-office counseling to tenants on landlord-tenant matters and assist the Consultant in program development and coordination.

Budget

The proposed budget for fiscal year 1967 represents an increase of $37,700 annually. Of this sum, $10,300.00 is to be funded through regular District appropriations and $27,400.00 to be obtained through Federal reimbursement.

The additional monies cover the six added staff positions including compensation, personnel benefits, travel expenses, supplies, etc.

Shelter allowance increases.—to carry out the basic plan to improve conditions for recipients living in private housing, a total of approximately four million dollars additional annually would be required to increase shelter allowances up to the maximum shown in the approved *Shelter Allowance and Cost Schedule.* This assumes that all 9,500 recipient families occupy or will find private housing meeting both the *Standards of Housing Quality* and minimum space requirements.

To carry out the interim measure, i.e., to increase shelter allowances as paid, up to the maximum in the approved *Shelter Allowance and Cost Schedule* for housing which meets the *Standards of Housing Quality* but does not meet minimum space requirements, first year costs are estimated at $467,544.00. This is based upon the following analysis:

Approximately 9,500 public assistance recipients live in private housing as of November 1965.

There are 4,752 Aid to Families with Dependent Children recipients.

Based upon a study of census tract distribution of public assistance recipients in different quality neighborhoods, it is estimated that 55 per cent of all public assistance families living in private housing can meet *standards of housing quality* but not the necessary minimum space requirements.

The average family size of Aid to Families with Dependent Children recipients is 4.8 persons.

The maximum monthly shelter allowance under the current schedule is $64.00.

The minimum monthly shelter cost on the current real estate market for an adequate and decent two bedroom apartment or three rooms, kitchen and bathroom is $109.50 (this figure rounded off to $110.00).

The additional average monthly allowance to be paid, therefore, is estimated at $46.00.

Assuming the program to be operational on October 1, 1966, the number of home improvement visits by program staff during the remaining three quarters of fiscal year 1967 is estimated at approximately 3,960. This number is based upon the following phase in schedule during fiscal year 1967:

(*1*) *July, August and September.*—Recruitment, training, preparation of procedures, forms and methods.

(*2*) *October.*—Start of home improvement visits, 60 per week to equal 240 for the month.

(*3*) *November.*—90 per week to equal 360 for the month.

(*4*) *December.*—120 per week to equal 480 for the month.

(*5*) *Thereafter.*—480 monthly home improvement visits for the remainder of the fiscal year.

Assuming 55 per cent of these home improvement visits will meet the standards of housing quality and be eligible for shelter allowance increases, resulting costs are as follows:

Month and year	Estimate of number of visits	Estimate of number of families meeting standards (55 percent)	Number of months to end of fiscal year	Estimate for additional shelter allowance	Estimate of total monthly additional shelter allowance
October 1966	240	132	9	$46	$54,648
November 1966	360	198	8	46	72,864
December 1966	480	264	7	46	85,008
January 1967	480	264	6	46	72,864
February 1967	480	264	5	46	60,720
March 1967	480	264	4	46	48,576
April 1967	480	264	3	46	36,432
May 1967	480	264	2	46	24,288
June 1967	480	264	1	46	12,144
Total estimate	3,960	2,178			[1] 467,544

[1] Estimate.

Estimates of the *cost of shelter allowance* increases in fiscal year 1968 and beyond must await the evaluation of experience in the program during fiscal year 1967.

The *cost of shelter allowance* increases under this program is expected to be financed through increased Federal reimbursements resulting from implementation of Public Law 89-97, Social Security Amendments of 1965.

PART VII. IMPLEMENTATION

1. Implementation of the program will be contingent upon the following:

Approval by the Board of Commissioners of the program and its standards.

Enactment of District appropriations for Fiscal Year 1967 including the request for staff to operate the program.

Accumulating sufficient Federal funds earned through matching for public assistance grants under Public Law 89-97.

Recruiting and employment of shelter staff specialists.

2. Assuming the program will become operational July 1, 1966, at the time of Congressional approval of the Program and Budget, the Department will require a period of ninety days for recruitment, orientation, establishment of procedures, methods and forms.

3. Priority in starting the program will be considered for Aid to Families with Dependent Children recipients with numerous children and for elderly recipients.

PART VIII. STANDARDS OF HOUSING QUALITY

Structural

For the sake of simplicity, structural conditions on housing quality will be defined under three categories; dilapidated, deteriorating and sound. Basically, dilapidated dwellings are not providing adequate shelter and are, in their present condition, endangering the health, safety, or well-being of their occupants. Deteriorating dwellings are in need of repair because of defects other than those corrected by normal upkeep. Sound dwellings are in good repair and are generally free of defects. However, they may have some slight defects. Accordingly, the types of structural defects looked for will relate to extent of disrepair, weather tightness, hazards to physical safety of the occupants, and inadequate or make-shift construction. These defects will be called (a) slight, (b) of intermediate nature, or (c) critical, depending on their extent or degree as explained in the paragraphs that follow.

Slight defects are those flaws which are normally corrected during the course of regular maintenance. They do not affect the weather tightness of the dwelling nor do they endanger the safety or health of the occupants. Examples of these flaws include—

(*a*) Lack of paint or other wood preservatives.
(*b*) Slight damage to porch or steps.
(*c*) Slight wearing away of mortar between bricks or masonry.
(*d*) Slight hairline cracks in walls, plaster, chimney, or masonry steps.

(e) Cracked window panes.
(f) Broken or missing window sash cords.
(g) Slight wear on floors, doorsills, doorframes, window sills, or window frames.

Intermediate defects are those deficiencies which indicate the need of repair if the dwelling is to continue to provide safe and adequate shelter. Examples of these deficiencies include:

(a) Holes, open cracks, rotted, loose, or missing materials in the foundation, walls, roof, floors or ceiling, *but not over a large or extended area.*
(b) Shaky or unsafe porch, steps, or railings.
(c) Broken or missing window-panes.
(d) Rotting or loose window-frames or sashes that are no longer rainproof or windproof.
(e) Broken or loose stair treads or broken, loose, or missing risers, balusters, or railings of inside or outside stairs.
(f) Deep wear on doorsills, doorframes, outside or inside steps or floors.
(g) Missing or loose bricks or open cracks in chimney.
(h) Missing or broken gutters or downspouts.

Critical defects are those deficiencies that indicate continued neglect or deep and serious damage to the structure. Consequently, these defects can be corrected only by extensive repairs. In some instances they may be so serious that the structure should be torn down or rebuilt. Examples are:

(a) Large holes, open cracks, or rotted, loose, or missing *materials* over a large or extended area of the foundation, roof, outside walls, chimney, or inside walls, floors, or ceilings.
(b) Substantial sagging of floors, walls, or roof.
(c) Extensive damage by storm, fire, or flood.
(d) Inadequate conversion of a shed or garage not intended for living purposes.

Sound house defined.—In most houses that are sound you will see no defects. However, if there are some slight defects you should still mark the house as being sound. If you see a large number of slight defects be sure there are no serious defects such as an unsafe stairway, which is included in the intermediate list and which would take the house out of the sound category and place it in a deteriorating category.

Deteriorating house defined.—A deteriorating house needs more repair than would be provided in the course of regular maintenance, such as repainting or replacing cracked window panes. A house is to be considered deteriorating when the defects you see indicate a lack of proper upkeep. Whenever repairs are needed for a house so that it will continue to provide safe and adequate shelter or protection against the elements, report it as deteriorating.

Dilapidated house defined.—A dilapidated house is a structure that is in such deep or serious disrepair that it no longer provides safe and adequate shelter or protection against the elements because of the presence of one or more critical defects. To be classified as dilapidated on the basis of intermediate defects, a housing unit must have such defects in sufficient number or extent that it no longer provides safe and adequate shelter because it requires extensive repairs, rebuilding, or tearing down.

These definitions can be applied to all types of structures. However, on a multi-dwelling structure, if there are defects in parts of the structure common to all dwellings, that is, foundations, roofs, walls, stairways, public hallways, etc. such defects are applicable to all dwelling units in the structure. If defects are not common to the *entire* structure, judge the specific dwelling unit separately.

Density restrictions

Privacy is one element in normal family life, sociability is another, they are psychologically and socially quite as important. To meet these needs a combination of separate rooms for living, sleeping, eating, and cooking purposes which can be occupied by all members of family would seem essential. However, in situations where space within the dwelling unit must be restricted to the minimum required for everyday routines of the family, it becomes necessary to limit sufficient habitable space by square feet per person so as to minimize the danger of a high incidence of acute respiratory infection. In this respect, the public had developed a keen sensitiveness to the dangers of communicable disease, but still fails to realize the importance of emotional hazards. Logical reasoning would indicate, when a dwelling unit is crowded, frequent personal contacts may

be a cause of nervous irritation, as detrimental to mental health as is the more obvious influence of contact infection upon physical health. Therefore, permissible occupancy should be as follows:

Dwelling units.—Each dwelling unit shall contain at least 130 square feet of floor area in habitable rooms for the first occupant, 90 additional square feet of floor area in habitable rooms for each of the next six occupants, and at least 75 additional square feet of floor area in habitable rooms for each additional occupant. (Ref. Sec. 2305, D.C. Housing Regulations)

Sleeping rooms.—Each room used for sleeping purposes by not more than one occupant shall be a habitable room containing at least 70 square feet of habitable room area. Each room used for sleeping by two or more occupants shall be a habitable room containing at least 50 square feet of habitable room area for each occupant. No sleeping facilities shall be permitted in any room in which there is located any furnace, domestic water heater, or gas meter, or in any room in which there is located a space heater using an open flame unless such space heater be effectively flue connected. (Ref. Sec. 2306 D.C. Housing Regulations)

Habitable room defined.—A habitable room means an undivided enclosed space, so day lighted, ventilated, and protected against the elements, so located with reference to the ground surface and of sufficient ceiling height that it will comply with the D.C. Housing Regulations. Habitable rooms include rooms used for living or sleeping, and rooms in dwelling units used for the preparation of eating of meals, but do not include attics, cellars, closets, corridors, hallways, serving or storage pantries, bathrooms, or similar places. (Ref. Sec. 1102, D.C. Housing Regulations)

Permissible occupancy in square feet

Number of occupants	Dwelling unit	Sleeping rooms	Number of occupants	Dwelling unit	Sleeping rooms
1	130	70	9	820	450
2	220	100	10	895	500
3	310	150	11	970	550
4	400	200	12	1,045	600
5	490	250	13	1,120	650
6	580	300	14	1,195	700
7	670	350	15	1,270	750
8	745	400			

Facilities and utilities

No housing program can be sound unless the shelter provided is healthful. The objectives treated here are believed to be fundamentally minimal requirements for the promotion of physical and mental health essential in low-rent, as well as high cost housing.

Heating facilities.—Since dwellings are for occupancy both for old people and by young children, an adequate heating system should be provided for within the dwelling unit. Adequate facilities shall mean the provision and maintenance in good repair of either (1) a central heating facility, (2) a non-portable flue-connected heating facility, or (3) an electric heating facility which need not be flue-connected. Each of the foregoing heating facilities shall be capable of providing an operative temperature of 70°F in buildings or parts of buildings used for habitation. Such a temperature may be unduly high for the normal adult and need not necessarily be maintained when under the direct control of the occupant. However, when the heating facility is not under the control of the occupant, it shall be the responsibility of the landlord to supply sufficient heat to maintain a minimum temperature of 68°F between the hours of 6:30 and 11:00 P.M. for all such occupied dwelling units. (Ref. Secs. 1201 and 2407, D.C. Housing Regulations.)

Water utility.—Good housekeeping and personal cleanliness demand an ample supply of water. A safe water supply, adequate in quantity and under pressure, should be available within the dwelling. Anything short of a pressure supply is a sub-standard compromise.

Water heating facility.—A hot water heater is a basic element in satisfactory housing, because an adequate supply of hot water is an essential part of sanitary decency. Accordingly, each building shall contain a water heating facility, properly connected with hot water lines, and capable of providing sufficient hot

water of a temperature of not less than 120°F to meet normal demands. (Ref. Sec. 2402, D.C. Housing Regulations)

Plumbing facilities.—Fundamental habits of decency demand that each dwelling or rooming unit shall have available for the use of the occupants a bathroom containing a lavatory (wash basin), water closet (toilet), and bathing facility (tub or shower). That all plumbing fixtures be properly connected to the public water system and to an approved sewerage system. That the lavatory and bathing facility be properly connected with both hot and cold water lines.

PART IX. STANDARDS OF HOUSEKEEPING PRINCIPLES

Many of the objectives treated here involve problems of neglect concerning the basic elements of sound housekeeping habits. Together with shelter, cleanliness is a fundamental must because it contributes a substantial share of preventing the deteriorating conditions of many properties and neighborhoods. No housing program can be sound unless the premises occupied for residential purposes are kept in a clean and sanitary condition. In licensed premises, i.e. apartment, tenement or rooming house, sanitation for common space is the landlord's responsibility. In non-licensed premises, i.e. single family and two family houses the tenant has responsibility in the following: areaways, walkways and yards should be clean and free of ashes, filth, litter, refuse, garbage, human and animal waste or any other insanitary matter. In those parts of a dwelling occupied and under the exclusive control of a public assistance family, it shall be their responsibility to maintain good housekeeping standards, to include—

1. Floors, floor coverings and other walking surface should be kept clean and free of dirt, dust, filth, garbage, human or animal waste, litter, refuse or other insanitary matters.
2. Walls, ceilings, windows and doorways should be kept clean and free of cobwebs, dirt, dust, soot or any other insanitary matter.
3. Furniture should be kept clean and free of dirt and dust.
4. Bedding and linens should be kept in a clean and sanitary condition.
5. Stove and refrigerator should be kept in a clean condition and free of dirt and greasy film, or any other insanitary matter.
6. Food should be properly covered so as to protect it from flies, dust or other types of contamination. Storage for food should be kept clean and free of any insanitary matter.
7. Dishes and cooking utensils should be properly washed within a reasonable time following each meal.
8. Garbage and trash should be stored in lawful and separate containers kept properly covered at all times.
9. Bathroom facilities (toilet, wash basin, tub or shower) should be kept in a clean, sanitary condition and free of dirt, filth, human waste or any other insanitary matter.

PART X. APPRAISAL FORM

DEPARTMENT OF PUBLIC WELFARE - SHELTER SERVICE

STRUCTURAL DATA: Condition - Sound ☐ Deteriorating ☐ Dilapidated ☐

DWELLING APPRAISAL

RECIPIENT:

Name _____

Address _____

Case No. _____

Type of Unit _____

LANDLORD:

Name _____

Address _____

Rental Fee _____

HOUSEHOLD COMPOSITION
Adult (s)_____
Children_____

Analyzed By:

Date_____

	EXTERIOR DEFECTS	SL.	Int.	Crit.
FOUNDATIONS	Parts missing			
	Loose			
	Cracked			
STRUCTURAL MEMBERS	Rotted			
	Loose			
	Disengaged			
	Disintegrated			
ROOF	Leaky			
	Sagged			
	Obstructed			
	Missing bricks			
CHIMNEYS	Plumb			
	Cracked			
WALLS	Cracks			
	Holes			
	Pointed			
	Loose surface			
	Parts missing			
DOORS AND FRAMES	Ill-fitting			
	Weatherproof			
	Missing hardware			
	Rotted parts			
	Treads level			
STAIRWAYS AND STEPS	Risers uniform			
	Guards loose			
	Guards missing			
	Guard parts missing			
	Sagging			
	Rotted parts			
PORCHES	Guards loose			
	Guards missing			
	Guard parts missing			
PRESERVATIVE ON WOOD SURFACE				
BUILDING RATPROOF (locate)				

	INTERIOR DEFECTS	SL.	Int.	Crit.
WINDOWS	Glass missing			
	Parts missing			
	Ill-fitting			
	Openable			
	Weatherproof			
	Missing hardware			
WINDOW FRAMES	Parts missing			
	Parts rotting			
	Ill-fitting			
	Weatherproof			
WALLS AND CEILINGS	Loose			
	Parts missing			
	Holes			
	Cracks			
WALL COVERING	Parts missing			
	Loose			
	Peeling			
	Cracked			
FLOORS	Level			
	Holes			
	Loose boards			
	Cracks			
	Splintered boards			
	Protruding boards			
DOORS	Glass missing			
	Parts missing			
	Parts rotting			
	Missing hardware			
	Frames - condition			
STAIRWAYS AND STEPS	Parts rotting			
	Tripping hazard			
	Treads level			
	Treads worn			
	Treads broken			
	Risers even height			
	Guards loose			
	Guards missing			
	Guard parts missing			

DENSITY DATA: (Total Habitable Floor Area Available _____ Required _____)

Room Location	How Used	Number Occupants	Square Feet	Ceiling Hgt.	Outside Window(s) Size	% Openable	Outside Door(s) Size	% Openable
			Length _____ Width _____ Square Feet					
			Length _____ Width _____ Square Feet					
			Length _____ Width _____ Square Feet					
			Length _____ Width _____ Square Feet					
			Length _____ Width _____ Square Feet					
			Length _____ Width _____ Square Feet					
			Length _____ Width _____ Square Feet					

FACILITIES: Heating System - Type _____ Condition _____
Water Heater - Type _____ Condition _____
Cooking Facility - Type _____ Condition _____
Lavatory _____ Tub or Shower _____ Toilet _____ Kitchen Sink _____

UTILITIES: Running Water - (Hot) ____ (Cold ____ Gas _____ Electricity _____ Other _____

HOUSEKEEPING HABITS: _____

PART XI. SHELTER ALLOWANCE AND COST SCHEDULE

The suggested "Shelter Allowance and Cost Schedule" is based on prevailing charges for dwellings that provide decent, safe and sanitary places in which to live. The specific rents and utility costs for dwelling units of various sizes were derived from the following sources and means:

1. Actual and tentative rent scales for apartment units included in FHA 221(d)(3) multifamily housing projects, either completed or in various stages of construction in the Washington area.

2. Contract rents paid by the National Capital Housing Authority for fifty houses (three, four and five or more bedrooms) leased for large families in its rent subsidy demonstration project under Section 207 of the National Housing Act.

3. Average listed rents for sound and decent houses which were offered to the Landlord-Tenant Consultant Service by local realtors and landlords for families under the threat of displacement because of community improvement programs within the last two years.

4. Average rental rates as determined by periodic surveys, review and analysis of houses and apartments advertised in local newspapers.

5. Average monthly customer utility cost based upon information furnished by representatives of the Potomac Electric Power Company, Washington Gas Light Company and Griffiths Consumers Company.

6. Average monthly utility cost based upon one year's experience in the actual operation of fifty demonstration houses by the National Capital Housing Authority.

Application of shelter allowance and cost schedule

1. The *Shelter Allowance and Cost Schedule* is a chart showing the minimum number of square feet required by individuals and family groups according to the D.C. Housing Regulations. It gives maximum rent scales to be used either with or without the inclusion of utilities for a stated number of persons having a stated amount of space. It is to be noted that similar numbers of persons are shown opposite different unit types. There may be units with three rooms containing 400 square feet capable of housing four persons, or another unit of three rooms which contains 490 square feet and would adequately house five persons. The family occupying the larger unit would be entitled to allowance up to the maximum shelter allowance according to the number of persons occupying the space.

2. Rent, as paid up to the schedule maximum, shall (will) be authorized when it has been verified that the housing quality Standard has been met and formal recommendation is made by the Landlord-Tenant Consultant Service for the appropriate increase in accordance with the *Shelter Allowance and Cost Schedule.*

3. Rent as paid up to the appropriate schedule maximum shall (will) be authorized when all housing Quality Standards are met with the exception of the space requirements in which event, upon verification of living conditions including actual habitable space occupied, the Landlord-Tenant Consultant Service may recommend allowance of rent up to the maximum schedule allowance according to the number of persons and the actual space occupied.

4. Allowance of appropriate amounts for heating, fuel, cooking and hot water fuel, and fuel for illumination shall be included with the rent allowance as paid up to the maximum cost schedule upon verification by the Landlord-Tenant Consultant Service of the occupant's responsibility for all or any of these utility bills in addition to the rent payment.

5. When the utilities for heat, hot water, cooking and lighting are included in the rental charge, the rent as paid up to the combined total schedule maximum shall (may) be allowed upon verification that quality standards have been met (either as under No. 2 or No. 3).

Shelter allowance and cost schedule

Number of persons	Type unit with number of rooms	Minimum total habitable floor area (square) feet)	Maximum rent	Heating fuel	Cooking and hot water fuel	Electricity	Total
(1)	(2)	(3)	(4)	(5)	(6)	(7)	(8)
1	Rooming unit or sleeping only	70	$50.00	----------	----------	$3.00	$53.00
1	Efficiency apartment or cooking-eating-sleeping	130	62.00	$4.00	$3.50	3.00	72.50
2	Rooming unit or sleeping only	100	55.00	----------	----------	3.00	58.00
2	Efficiency apartment or cooking-eating-sleeping	220	67.50	4.00	3.50	3.00	78.00
3	1-bedroom apartment or 2 rooms, kitchen and bath	310	77.50	6.00	4.00	3.50	91.00
4	2-bedroom apartment of 3 rooms, kitchen, and bath	400	89.50	8.00	4.50	4.00	106.00
5	do	490	92.50	8.50	4.50	4.00	109.50
5	3-bedroom appartment or 4 rooms, kitchen, and bath	490	99.50	9.00	5.00	4.50	118.00
6	do	580	105.00	9.00	5.00	4.50	123.50
6	3-bedroom house or 4 rooms, kitchen, and bath	580	115.00	12.00	6.00	5.00	138.00
7	3 bedroom house or 5 rooms, kitchen, and bath	670	$120.00	$13.00	$6.00	$5.00	$144.00
8	3 bedroom house or 5 rooms, kitchen, and bath	745	125.00	14.00	6.50	5.50	151.00
9	3 bedroom house or 5 rooms, kitchen, and bath	820	130.00	15.00	6.50	5.50	157.00
10	4 bedroom house or 6 rooms, kitchen, and bath	895	135.00	16.00	7.00	6.00	164.00
11	4 bedroom house or 6 rooms, kitchen, and bath	970	138.00	17.00	7.00	6.00	168.00
12	4 bedroom house or 6 rooms, kitchen, and bath	1,045	140.00	18.00	7.50	6.50	172.00
13	5 bedroom house or 7 rooms, kichen, and bath	1,120	145.00	19.00	7.50	6.50	178.00
14	5 bedroom house or 7 rooms, kitchen, and bath	1,195	150.00	20.00	8.00	7.00	185.00

Question. What is the estimated increase in the caseload due to the increase in the rental allowance?

Answer. We do not expect an increase in caseload due to the increase in the rental allowance since: (1) Existing Commissioners Budget Standards including the present rental allowances will prevail on all new applications, (2) the increase in rental allowance will only apply to approved cases after cases have been found eligible for the rental allowance increase.

Question. What effect will it have on the working family's effort to find housing?

Answer. We cannot estimate the impact of the shelter allowance increase program upon the working family's efforts to find housing. However, we must assume that this program would increase the demand for decent and adequate housing.

Question. What would be the cost to pay the difference in rent now allowed and what the recipient actually pays?

Answer. In a housing survey conducted in 1964 it was found that 51% of the cases did not receive shelter allowances which covered shelter costs. The average deficit in shelter allowances was approximately 18%. It is estimated that $700,000 would cover the costs of shelter which is not presently included in the grant.

Question. What would it cost to increase the rental allowance a maximum of $10 per family? What would it cost to increase the rental allowance a maximum of $15 per family? What would it cost to increase the rental allowance a maximum of $20 per family?

Answer.

Rental increase for 12 months (cases housed in NCHA excluded)

Category	51 percent of caseload	$10 increase	$15 increase	$20 increase
Total	$4,638	$556,560	$834,840	$1,113,120
OAA	1,107	132,840	199,260	265,680
AFDC	1,581	189,720	284,580	379,440
AB	88	10,560	15,840	21,120
APTD	1,538	184,560	276,840	369,120
GPA	324	38,880	58,320	77,760

It was found in a shelter study conducted by the Department in 1964 that 51% of the cases on Public Assistance were not receiving sufficient shelter allowances to meet shelter costs.

Question. What effect will the increased rental allowance have on the average grant by category?

Answer. It is estimated that the proposed shelter allowance increase will raise average grants by the following amounts.

Category:	*Average increase*
OAA	$23
AFDC	$46
AB	$21
APTD	$26
GPA	$26

These average grants are contingent on a complete implementation of the shelter allowance increase to all Public Assistance families. It is expected that approximately five years will be required to fully implement the program.

Question. What additional effect will the increased clothing allowance have?

Answer. The increased clothing allowance requested for fiscal year 1967 would increase the grant per case by $.57 per family member per month. The following tabulation indicates the monthly increase based upon sample family sizes:

Family size:	*Monthly increase in grant*
1	$0.57
2	1.14
3	1.71
4	2.28
5	2.85
6	3.42
7	3.99
8	4.56
9	5.13
10	5.70
11	6.27
12	6.84
13	7.41

Question. How much would it cost to increase the food allowance by the cost of living to bring it to 1965 figures? How much would it cost to increase the food allowance by the cost of living to bring it to 1966 figures?

Answer. The estimated cost to increase the food allowance to 1965 levels would be $639,252. The estimated cost to increase the food allowance to 1966 levels would be $960,372. The increases in food allowances are based on a caseload of 10,995 as shown in Fiscal Year 1967 Budget.

Question. How does the salary for social workers in D.C. compare with other cities of comparable size and with other States?

Answer. In general, the salaries of D.C. social workers compare favorably with salaries of social workers in other areas. City figures are not readily available, but, since all employees must be covered by Statewide merit systems for welfare workers, the salaries for city employees would be within the Statewide salary ranges presented below.

Public Assistance

	Casework supervisors	Caseworkers
National average	$5,925–$7,972	$4,706–$6,303
District of Columbia	8,184–10,704	5,181–6,720
Maryland	7,800–9,750	5,350–6,688
Virginia	5,100–10,344	4,200–7,788
New York	4,800–9,950	4,500–8,200
California	5,568–10,344	4,212–7,488
Georgia	5,784–7,752	4,752–5,784
Ohio	5,520–6,600	3,960–6,600
Minnesota	6,720–9,600	5,400–7,680
Louisiana	5,280–6,480	4,560–5,760
Pennsylvania	6,716–9,011	5,529–6,716

Source: Publication by Division of State Merit Systems, Department of Health, Education, and Welfare, titled "State Salary Ranges," Jan. 1, 1966.

Question. What is the amount of money needed to fund the TAFUP programs and current personnel if continued on the same basis as in FY 1966?

Answer. A total of $532,000 would be needed to fund the TAFUP program if continued on the same basis as in fiscal year 1966. $119,500 of this amount is for personnel compensation, personnel benefits, and other objects of expenditures related to the 13 positions authorized for fiscal year 1966. The actual average caseload of 198 for the period January through June 1966 was used to calculate the $412,500 required for grant payments for the fiscal year 1967. This would be all local funds since the program as approved for fiscal year 1966 is not eligible for Federal financial participation.

(*a*) *Question.* What amount was expended in fiscal year 1966 for TAFUP totally?

Answer. The total obligations for the TAFUP Program for the fiscal year ending June 30, 1966 amounted to $221,641.54.

(*b*) What amount was expended in fiscal year 1966 for TAFUP for personnel?

Answer. The total personnel obligations for the TAFUP Program for the fiscal year ending June 30, 1966 amounted to $54,933.26.

(*c*) What amount was expended in fiscal year 1966 for TAFUP for Grants?

Answer. The total Grant obligations for the TAFUP Program for the fiscal year ending June 30, 1966 amounted to $159,738.00.

Question. What amount was expended for the Emergency Shelter Program?

Answer. The total obligations for the Emergency Shelter Program for the fiscal year ending June 30, 1966 amounted to $70,939.97.

Question. What amount was expended for Crisis Assistance?

Answer. The total obligations for the Crisis Assistance Program for the fiscal year ending June 30, 1966 amounted to $111,268.26.

Question. What amount was expended for Family Emergency Services?

Answer. The total obligations for the Family Emergency Services Program for the fiscal year ending June 30, 1966 amounted to $123,915.98.

Question. What funds for projects, personnel and programs has the Department received to date that were not reflected in the House justifications? Give a list of such positions, if any, for which funds have been received. How many of these positions are also requested in the 1967 Budget?

Answer. Early in January when the budget document for fiscal year 1967 was prepared for submission to the House, final funding for most of the 100% federally funded programs was not formalized. Consequently most of the estimates have been adjusted since that time.

The major program changes are as follows:

Youth group homes.—A $177,909 grant for the period April 15 through December 15, 1966 was received from UPO under Juvenile Delinquency Funds for a small project staff and necessary staff and operating funds for three houses—(1) A Youth Rehabilitation House, (2) a Youth Probation House, and (3) a Youth Shelter House. Funds have not been requested in the 1967 Budget to cover this program or these positions.

Family emergency services project.—The estimate reflected in January for this project was $115,000 for 10 positions. The final grant approved for fiscal year

1967 is for 18 positions and $273,342. Funds have not been requested for these positions in the 1967 Budget.

Work and training opportunity center (title V).—The January estimate was for 127 positions and $3,348,000 which covered operating expenses for 900 trainees and grants for 700. The final grant for 1967 is for 129 positions and $3,336,878 to cover the same number of trainees. Funds have been requested to cover the grants of 200 of these trainees in the 1967 budget. However, no funds have been requested to cover staff or the cost of operating the center.

Older Americans Act.—$59,500 was received late in June under this new Act covering two positions and funds to be granted for approved community projects benefitting the Senior Citizens. No funds have been requested for these positions in our 1967 budget estimates.

Summer welfare experience program.—This temporary four month demonstration project was fully funded by $15,750 Federal funds. The project was completed on September 30, 1966 and funds are not included in our 1967 budget estimate.

Operation Bootstrap.—A grant of $195,224 was approved for a one year demonstration project to uplift the quality of welfare programs and to help the Department improve its ability to assume a leadership role in the formulation and implementation of programs. Funds for the following 18 positions were included in the grant:

Welfare Services Education Specialist (GS–13)	1
Regulation Specialist (GS–13)	1
Program Coordinator (GS–13)	1
Procedures and Methods Specialist (GS–13)	1
Directives Management Officer (GS–13)	1
Public Information Officer (GS–13)	1
Recruiters (GS–12)	2
Training Officer (GS–12)	1
Career Counselor (GS–12)	1
Clerk-Stenographers (GS–5)	8
Total	18

Funds were requested in the 1967 budget for three of these positions under the Office of the Director. The House disallowed all three positions and a request for restoration of the positions was not made to the Senate.

Question. How many persons are employed in the Quality Control Unit and how many in the PAD Evaluation Unit? Why is the latter Unit being transferred to Headquarters?

Answer. The Quality Control and Evaluation Section consists of the following authorized positions:

Chief (Quality Control Unit) and program analyst (Evaluation Unit) (GS–12)	1
Quality Control Unit:	
Supervisor (GS–11)	1
Social workers (GS–9)	7
Unit clerks (GS–4)	2
Evaluation unit:	
Evaluators (GS–9)	5
Secretary (GS–5)	1
Total positions	17

In fiscal year 1966, as reflected in the Budget document, the authorized positions for the Evaluation Unit were transferred from the Public Assistance Division to a new unit called Control of Eligibility Determination at Headquarters.

The Chief, Quality Control Unit, reports to the Deputy Director, Family and Children Services. Under HEW regulations (State Letter No. 670, Section VI, dated July 10, 1963) the Quality Control program was established as a "State" office function, under the general supervision of a designated "State" official.

Since the Chief, Quality Control Unit, also services as Program Analyst with responsibility for supervision of the Evaluation Unit, the total positions for the Evaluation Unit were combined with Quality Control Unit staff in fiscal year 1966 and reflected in the Headquarters Budget.

Both Quality Control and Evaluation Unit staffs continue to be physically located with Public Assistance Division staff.

The Chief of the Quality Control Unit is responsible to the Deputy Director,

Family and Children Services. In his capacity as Program Analyst with responsibility for the Evaluation Unit, he reports directly to the Public Assistance Division Chief, who is under the administrative supervision of the Deputy Director, Family and Children Services.

Question. What has Quality Control determined to be the reason for the increased caseload?

Answer. The Quality Control Unit does not have the responsibility of determining the reason for the increased caseload. Its findings are used together with all other statistical and related data by the Department in its effort to answer reasons for caseload trends.

The objective of the Quality Control Review is to produce information on a continuous basis, through use of a quality control type sample, on the extent of defective or inadequate actions in caseworker performance, to evaluate the need for social services and the appropriate identification and provisions of the services needed, and to enable the Agency to take corrective action as soon as problems become evident. The Review is also intended to support and contribute to the Department's efforts in program development, strengthening of social services and more effective supervision of the Public Assistance Division.

The kinds of actions sampled are identified as positive actions and negative actions. Positive actions consist of application approvals and redeterminations of eligibility which result in a continuance of assistance. Negative actions consist of denials or other negative dispositions of applications and termination of assistance payments.

Approximately 900 cases fall within the Quality Review sample. This includes 600 AFDC positive and negative actions and 150 Adult categories (OAA, AB, APTD) positive and negative action cases. On July 1, 1965, the Department included a sample of GPA positive and negative action cases in the Quality Control Review.

Question. What has the PAD Evaluation Unit determined to be the reasons for the increased caseload? What has been done to implement their analysis?

Answer. The PAD Evaluation Unit does not have the responsibility of determining the reasons for the increased caseload. Its findings are used together with other statistical and related data by the Department in its effort to answer reasons for caseload trends.

The PAD Evaluation Unit bears the following responsibilities: to record receipt of OIC reports; to review and analyze social worker replies to OIC reports; to call to the attention of the PAD caseworker through the appropriate Section Chief and Unit Supervisor lack of action or inaccurate action reflected in the worker's reply to the OIC report; to notify the caseworker through the appropriate Section Chief and Unit Supervisor on delays in submitting replies to OIC reports; to review and analyze overpayment referrals; to administer the Administrative Hardship Committee on Overpayments; to review and analyze reports of overpayment computations by OIC; to maintain control records of all PAD referrals to OIC for location of missing persons, general investigations and complaints regarding recipients; and to compute each month the percentage of time and the average number of days per month spent in the field by the social service staff.

Question. Send me copies of all analytical reports made by the Evaluation Unit in the last year concerning increased caseload, PAD overpayments, OIC investigative findings or other activity of this unit.

Answer. The data requested is attached.

ANALYSIS OF OVERPAYMENTS REPORTED IN JULY 1965

The following report is prepared from Forms RC 131, OIC Report of PAD Overpayment with attached PA Forms 301, Report of Overpayment, received in the Program Analyst Office during July 1965.

I. Number and amount of overpayment reported

	Amount	Number	Percentage of total
A. Nonagency error	$9,254	82	70.7
B. Agency error	2,295	34	29.3
C. Total	11,549	116	
D. Assistance continued	7,602	88	75.9
E. Assistance terminated	3,947	28	24.1

II. Budget items involved and causes of overpayment

The overpayments fall percentagewise with respect to items or procedures involved as follows:

[In percent]

	Non-AEOP	AEOP
Shelter	20.7	55.9
Basic personal requirements	28.0	11.8
Contingent items	3.7	5.9
Income and resources	35.4	20.6
Change after assistance payment	8.5	
Total case ineligible	3.7	5.9

NOTE.—All percentages computed to 3 decimal places and may not exactly total 100.

The detail regarding item and cause is shown below:

A. Nonagency error (total 82)

	Number of overpayments
1. Shelter—Recipient failed to report:	
Change in rent costs	12
Income from roomers	3
Change in number of persons in household	1
Living in home with relatives	1
Total (percentage of non-AEOP's, 20.7)	17
2. Basic personal requirements—Recipient failed to report:	
Child institutionalized	2
Child out of home	3
Child withdrawn from school	6
Hospitalization	6
Change from eating out to eating in	4
Incarceration	2
Total (percentage of all non-AEOP's, 28)	23
3. Contingent items—Recipient failed to report: Change in transportation costs	3
Total (percentage of all non-AEOP's, 3.07)	3
4. Income and resources—Recipient failed to report:	
Earnings	12
Receipt of OASDI	2
Receipt of S.S. survivor benefits—children	1
Recepit of S.S.-O.A. retirement benefits—wage earner	1
Receipt of V.A. benefits	2
Domestic Relations Court support payments	1
Contributions from relatives	4
Contributions from nonrelatives	5
Child's earnings	1
Total (percentage of all non-AEOP's, 35.4)	29
5. Change occurred after receipt of assistance payments—Overpayment for 1 month only:	
Earnings	2
V.A. benefits	2
S.S. survivor benefits—children	1
Contributions from relatives	1
Juvenile Court support payments	1
Total (percentage of all non-AEUP's, 8.5)	7
6. Total case ineligible: Resources sufficient for need	3
Total (percentage of all non-AEOP's, 3.7)	3

B. Agency error (total 34)

	Number of overpayments
1. Shelter:	
Failure to compute shelter correctly	4
Failure to act on shelter information received prior to cut-off date	1
Maximum shelter erroneously checked on P–4	3
Failure to verify shelter costs	10
Error in shelter allowance (reason not specified)	1
Total (percentage of all AEOP's, 55.9)	19
2. Basic personnal requirements:	
Failure to act on BPR information received prior to cut-off date	1
Failure to remove child from grant	1
Failure to act on BPR information received—date not specified	1
Failure to allow correct nursing care amount	1
Total (percentage of all AEOP's, 11.8)	4
3. Contingent items:	
Transportation allowance computed incorrectly	1
Recipient not responsible for payment of insurance premium	1
Total (percentage of all AEOP's, 5.9)	2
4. Income and resources—Agency failed to deduct:	
Earnings	2
Contributions from relatives	1
Correct amount of VA benefits	1
Correct amount of OAS benefits	1
Correct amount of contributions from relatives	1
Correct amount of unspecified kind or source of support	1
Total (percentage of all AEOP's, 20.6)	7
5. Total case ineligible—Failure to discontinue assistance promptly after receiving factual information creating ineligibility: Resources sufficient for need	2
Total (percentage of all AEOP's, 5.9)	2

6. Procedural failures: None.

III. Distribution by mounts, duration, and date of occurrence

Refer to attached Table 1, Non-Agency Error and Table 2, Agency Error.

IV. Overpayment recovery by grant deductions

A. Nonagency error:

1. Number referred for hardship 38
   Percentage of total 64.4
2. Number deducted without hardship referral 21
   Percentage of total 35.6
3. Monthly deductions not referred for hardship:

Number of cases:	*Amount deducted*
2	$1.00
1	2.00
3	4.00
4	5.00
1	6.00
1	9.00
1	13.00
1	18.00
1	19.00
1	20.00
1	23.00
1	24.00
1	33.00
1	34.00
1	46.00

B. Agency error:

1. Number referred for hardship 8
   Percentage of total 28.6
2. Number deducted without hardship referral 20
   Percentage of total 71.4
3. Monthly deductions, not referred for hardship:

Number of cases:	*Amount deducted*
1	$1.00
4	2.00
2	3.00
3	4.00
4	5.00
1	7.00
1	8.00
1	11.00
1	12.00
1	14.00
1	23.00

DISTRIBUTION BY AMOUNT, DURATION, AND DATE OF OCCURRENCE

TABLE 1.—*Nonagency error overpayments, July 1965*

Overpayments			Number of months duration					Date of occurrence (months prior to July 1965) [2]				
Amount [1]	Number	Percent	1 to 2	3 to 6	7 to 12	More than 12	Not reported	1 to 6	7 to 12	13 to 24	25 to 36	More than 3 years
Less than $10	5	6.1	3.0	2.0	------	------	------	5.0	------	------	------	------
$10 to $24	10	12.2	4.0	4.0	2	------	------	7.0	3.0	------	------	------
$25 to $34	6	7.3	5.0	1.0	------	------	------	3.0	1.0	2.0	------	------
$35 to $49	6	7.3	4.0	1.0	1	------	------	3.0	------	2.0	------	1.0
$50 to $99	22	26.8	8.0	12.0	2	------	------	15.0	5.0	2.0	------	------
$100 to $199	20	24.4	12.0	8.0	------	------	------	14.0	6.0	------	------	------
$200 and over	13	15.9	1.0	6.0	4	2.0	------	10.0	2.0	1.0	------	------
Total	82	100.0	37.0	34.0	9	2.0	------	57.0	17.0	7.0	------	1.0
Percentage of total	------	[3] 100.0	45.1	41.5	11	2.4	------	69.5	20.7	8.5	------	1.2

[1] The smallest overpayment reported was $3 and the largest $566.
[2] Date of occurrence defined as last month with overpayment prior to July 1965.
[3] All percentages computed to 3 decimal places and may not exactly total 100.

TABLE 2.—*Agency error overpayments, July 1965*

Overpayments			Number of months duration					Date of occurrence (months prior to July 1965) [2]				
Amount [1]	Number	Percent	1 to 2	3 to 6	7 to 12	More than 12	Not reported	1 to 6	7 to 12	13 to 24	25 to 36	More than 3 years
Less than $10	6	17.6	6	-----	-----	-----	-----	5.0	1.0	-----	-----	-----
$10 to $24	13	38.2	6	6.0	1.0	-----	-----	13.0	-----	-----	-----	-----
$25 to $34	2	5.9	1	-----	-----	1.0	-----	1.0	-----	-----	1.0	-----
$35 to $49	4	11.8	3	1.0	-----	-----	-----	3.0	1.0	-----	-----	-----
$50 to $99	3	8.8	-----	2.0	1.0	-----	-----	2.0	-----	-----	-----	1.0
$100 to $199	4	11.8	1	1.0	1.0	1.0	-----	3.0	1.0	-----	-----	-----
$200 and over	2	5.9	-----	1.0	1.0	-----	-----	2.0	-----	-----	-----	-----
Total	34	100.0	17	11.0	4.0	2.0	-----	29.0	3.0	-----	1.0	1.0
Percentage of total	-----	[3] 100.0	50	32.4	11.8	5.9	-----	85.3	8.3	-----	2.9	2.9

[1] The smallest overpayment reported was $2 and the largest $812.
[2] Date of occurrence defined as last month with overpayment prior to July 1965.
[3] All percentages computed to 3 decimal places may not exactly total 100.

ANALYSIS OF OVERPAYMENTS REPORTED IN AUGUST 1965

The following report is prepared from Forms RC–131, OIC Report of PAD Overpayment, with attached PA Forms 301, Report of Overpayment, received in the Program Analyst Office during August 1965.

Of the 95 Forms RC–131 received, 86 had Forms PA 301 attached and 9 did not. In part I below reporting the number and amount of overpayment, the total of 95 Forms RC–131 has been used while in all other parts of this report, only the 86 Forms RC–131 with Forms PA–301 attached had sufficient information to be included.

I. Number and amount of overpayments reported

	Amount	Number	Percent of total
A. Nonagency error	$12,108.50	74	77.9
B. Agency error	1,042.00	21	22.1
C. Total	13,150.50	95	100.0
D. Assistance continued	3,184.00	58	61.1
E. Assistance terminated	9,966.50	37	38.9

II. Budget items involved and causes of overpayments

The overpayments fall percentagewise with respect to items or procedures involved as follows:

[In percent]

	Non-AEOP	AEOP
Shelter	15.4	52.4
Basic personal requirements	18.5	14.3
Contingent items	1.5	4.8
Income and resources	43.1	19.0
Change after assistance payment	10.8	-----
Total case ineligible	10.8	9.5

NOTE.—All percentages computed to 3 decimal places and may not total exactly 100 percent.

The detail regarding item and cause is shown below.

A. Nonagency error (total 65)

	Number of overpayments
1. Shelter—Recipient failed to report:	
Change in rent costs	6
Income from roomers	1
Change in number of persons in household	3
Total (percentage of all non-AEOP's, 15.4)	10
2. Basic personal requirements—Recipient failed to report:	
Child out of home	4
Hospitalization	4
Change from eating out to eating in	1
Change from nursing care to room and board	1
Child's marriage	2
Total (percentage of all non-AEOP's, 18.5)	12
3. Contingent items—Recipient failed to report: Transportation no longer needed	1
Total (percentage of all non-AEOP's, 1.5)	1
4. Income and resources—Recipient failed to report:	
Earnings	7
Social security disability benefits—Wage earner	6
R.E.S.U. support payments	1
Juvenile court support payments	1
Contributions from relatives	6
Contributions from nonrelatives	2
Increase in VA pension or benefits	2
Increase in support from relatives	1
Increase in support from putative fathers	2
Total (percentage of all non-AEOP's, 43.1)	28
5. Change occurred after receipt of assistance payments—Overpayment for 1 month only:	
Earnings	1
Juvenile court support payments	4
Increase in VA benefits	1
Incarceration	1
Total (percentage of all non-AEOP's, 10.8)	7
6. Total case ineligible:	
Resources from employment sufficient for need	1
Resources from testamentary trust sufficient for need	1
Absence not established	1
Recipient incarcerated	1
Recipient hospitalized	2
Recipient married	1
Total (percentage of all non-AEOP's, 10.3)	7

B. Agency error (total 21)

	Number of overpayments
1. Shelter:	
Failure to compute shelter correctly	2
Failure to act on shelter information received prior to cut-off date	1
Maximum shelter erroneously checked on P–4	2
Failure to verify shelter costs	3
Payroll erred in allowing shelter amount	1
Verification of shelter cost inadequate	2
Total (percentage of all AEOP's, 52.4)	11
2. Basic personal requirements:	
Failure to act on BPR information received prior to cutoff date	1
Failure to remove child from grant	1
Failure to act on BPR information received after cutoff date	1
Total (percentage of all AEOP's, 14.3)	3
3. Contingent items: Insurance allowance computed incorrectly	1
Total (percentage of all AEOP's, 4.8)	1
4. Income and resources—Agency failed to deduct:	
Earnings	1
Juvenile court support payments	2
Increase in VA benefits	1
Total (percentage of all AEOP's, 19)	4
5. Total case ineligible—Failure to discontinue assistance promptly after receiving factual information creating ineligibility:	
Resources from employment sufficient for need	1
Recipient living outside district eligible for assistance from that State	1
Total (percentage of all AEOP's, 9.5)	2
6. Procedural failures—None	

III. Distribution by category, amounts, duration, and date of occurrence

Refer to attached table 1, nonagency error, table 2, agency error, and table 3, distribution by category.

IV. Overpayment recovery by grant deductions

A. Nonagency error:
1. Number referred for hardship 27.0
Percentage of total 67.5
2. Number deducted without hardship 13.0
Percentage of total 32.5
3. Monthly deductions, not referred for hardship:

Number of cases:	*Amount deducted*
1	$2.00
2	3.00
2	4.00
1	5.00
1	6.00
1	8.00
1	10.00
1	12.00
1	15.00
1	25.00
1	26.00

B. Agency error:
1. Number referred for hardship 2.0
Percentage of total 13.3
2. Number deducted without hardship 13.0
Percentage of total 86.7
3. Monthly deductions not referred for hardship:

Number of cases:	*Amount deducted*
2	$1.00
3	2.00
1	3.00
2	4.00
1	6.00
1	8.00
1	25.00
1	26.00
1	34.00

DISTRIBUTION BY AMOUNT, DURATION, AND DATE OF OCCURRENCE

TABLE 1.—*Nonagency error overpayments, August 1965*

Overpayments			Number of months duration					Date of occurrence [1]				
Amount [2]	Number	Percent	1 to 2	3 to 6	7 to 12	More than 12	Not reported	1 to 6	7 to 12	13 to 24	25 to 36	More than 3 years
Less than $10	4	6.2	2	2	------	------	------	2	2	------	------	------
$10 to $24	11	16.9	8	3	------	------	------	9	2	------	------	------
$25 to $34	9	13.8	7	2	------	------	------	6	2	------	------	1
$35 to $49	8	12.3	6	2	------	------	------	6	1	1	------	------
$50 to $99	13	20.0	5	7	1	------	------	10	3	------	------	------
$100 to $199	15	23.1	7	7	1	------	------	8	7	------	------	------
$200 and over	5	7.7	------	3	------	1	1	2	2	1	------	------
Total	65	100.0	35	26	2	1	1	43	19	2	------	1
Percentage of total	------	[3] 100.0	53.8	40.0	3.1	1.5	1.5	66.2	29.2	3.1	------	1.5

[1] Date of occurrence defined as last month with overpayment prior to August 1965.
[2] The smallest overpayment reported was $4 and the largest $1,562.
[3] All percentages computed to 3 decimal places and may not total exactly 100 percent.

TABLE 2.—*Agency error overpayments, August 1965*

Overpayments			Number of months duration					Date of occurrence[1]				
Amount[2]	Number	Percent	1 to 2	3 to 6	7 to 12	More than 12	Not reported	1 to 6	7 to 12	13 to 24	25 to 36	More than 3 years
Less than $10	3	14.3	------	3	------	------	------	3	------	------	------	------
$10 to $24	6	28.6	2	1	------	------	------	4	2	------	------	------
$25 to $34	5	23.8	5	------	3	------	------	3	1	1	------	------
$35 to $49	1	4.8	------	------	1	------	------	1	------	------	------	------
$50 to $99	1	4.8	------	------	------	1	------	1	------	------	------	------
$100 to $199	5	23.8	2	1	1	1	------	4	------	1	------	------
$200 and over	------	------	------	------	------	------	------	------	------	------	------	------
Total	21	100.0	9	5	5	2	------	16	3	2	------	------
Percentage of total	------	[3] 100.0	42.9	23.8	23.8	9.5	------	76.2	14.3	9.5	------	------

[1] Date of occurrence defined as last month with overpayment prior to August 1965.
[2] The smallest overpayment reported was $4 and the largest $165.
[3] All percentages computed to 3 decimal places and may not total exactly 100 percent.

TABLE 3.—*Distribution of overpayments by category, August 1965*

Category	Total number of overpayments	Percent of total overpayments	Total amount of overpayments	Number of non-AEOP	Percent of all non-AEOP	Amount of non-AEOP	Number of AEOP	Percent of all AEOP	Amount of AEOP
A	12	14.0	$2,005.00	9	13.8	$1,827.00	3	14.3	$178
B	1	1.2	25.00	1	1.5	25.00	------	------	------
C	51	59.3	4,558.00	36	55.4	3,726.00	15	71.4	832
D	15	17.4	1,224.00	12	18.5	1,192.00	3	14.3	32
G	7	8.1	501.50	7	10.8	501.50	------	------	------
Total	86	100.0	8,313.50	65	100.0	7,271.50	21	100.0	1,042

ANALYSIS OF OVERPAYMENTS REPORTS IN SEPTEMBER 1965

The following report is prepared from Forms RC–131, OIC Report of PAD Overpayment, with attached PA Forms 301, Report of Overpayment, received in the Program Analyst Office during September.

I. Number and amount of overpayments reported

	Amount	Number	Percentage of total
A. Nonagency error	$4,876.00	44	65.7
B. Agency error	1,230.00	23	34.3
C. Total	6,106.00	67	100.0
D. Assistance continued	1,370.00	34	50.7
E. Assistance terminated	4,736.00	33	49.3

II. Budget items involved and causes of overpayment

The overpayments fall percentagewise with respect to items or procedures involved as follows:

[In percent]

	Non-AEOP	AEOP
Shelter	25.0	34.8
Basic personal requirements	13.6	17.4
Contingent items		
Incomes and resources	20.5	34.8
Change after assistance payment	6.8	
Total case ineligible	34.1	13.0

NOTE.—All percentages computed to the 3 decimal places and may not exactly total 100 percent.

The detail regarding item and cause is shown below:

A. Nonagency error (total 44)

	Number of overpayments
1. Shelter—Recipient failed to report:	
Change in rent costs	9
Change in number of persons in household	1
Correct amount of relative's income	1
Total (percentage of all non-AEOPS's, 25)	11
2. Basic personal requirements—Recipient failed to report:	
Child institutionalized	1
Child out of home	1
Child withdrawn from school	1
Hospitalization	3
Total (percentage of all non-AEOP's, 13.6)	6
3. Contingent items: None.	
4. Income and resources—Recipient failed to report:	
Earnings	3
Social security disability benefits, wage earner	1
Contributions from relatives	4
Contributions from nonrelatives	1
Total (percentage of all non-AEOP's, 20.5)	9
5. Change occurred after receipt of assistance payments—Overpayment for 1 month only:	
Contributions from relatives	1
Contributions from nonrelatives	1
Court support payments—Unspecified court	1
Total (percentage on all non-AEOP's, 6.8)	3
6. Total cases ineligible:	
Resources from employment	2
Resources from increase in VA benefits	2
Resources from OASDI benefits received by paramour	1
Resources in accrued benefits from unspecified source	1
Change in shelter costs making resources sufficient for need	1
Relative provides free rent making resources sufficient for need	1
Recipient hospitalized	2
Recipient institutionalized	1
Absent employable parent returned to home	3
ADC-separation for convenience	1
Total (percentage of all non-AEOP's, 34.1)	15

B. Agency error (total 23)

	Number of overpayments
1. Shelter	
Failure to compute shelter correctly	2
Maximum shelter erroneously checked	3
Failure to verify shelter costs	3
Total (percentage of all AEOP's, 34.8)	8
2. Basic personal requirements:	
Failure to act on information received prior to cut-off date	1
Failure to remove child from grant	1
Failure to act on information received after cut-off date	1
Failure to reduce grant in amount of food allowance	1
Total (percentage of all AEOP's, 17.4)	4
3. Contingent items: None.	
4. Income and resources—Agency failed to deduct:	
Earnings	1
Juvenile court support payments	1
Contributions from relatives	2
Social security disability benefits, wage earner	1
R.E.S.U. support payments	1
Correct amount of social security old-age retirement benefits, wage earner	1
Unspecified resources	1
Total (percentage of all AEOP's, 34.8)	8
5. Total case ineligible—Failure to discontinue assistance promptly after receiving factual information creating ineligibility:	
Resources from employment sufficient for need	1
Resources from OASDI lump-sum payment sufficient for need	1
Eligibility not established—Reason not specified	1
Total (percentage of all AEOP's, 13)	3
6. Procedural failures: None.	

III. Distribution by category, amounts, duration and date of occurrence

Refer to attached Table 1, Non-Agency Error, Table 2, Agency Error, and Table 3, distribution by category.

IV. Overpayment recovery by grant reductions:

A. Nonagency error:	
1. Number referred for hardship	4
Percentage of total	22.2
2. Number deducted without hardship	14
Percentage of total	77.8
3. Monthly deductions—not referred for hardship:	

Number of cases:	*Amount deducted*
1	$1.00
3	2.00
1	3.00
2	4.00
2	5.00
1	7.00
1	10.00
1	11.00
1	36.00
1	37.00

IV. Overpayment recovery by grant reductions—Continued

B. Agency error:

1. Number referred for hardship 2
   Percentage of total 12.5
2. Number deducted without hardship 14
   Percentage of total 87.5
3. Monthly deductions, not referred for hardship:

Number of cases:	*Amount deducted*
2	$1.00
1	2.00
2	3.00
2	4.00
1	5.00
1	6.00
1	9.00
1	12.00
1	24.00
1	30.00
1	31.00

Distribution by Amount, Duration, and Date of Occurrence

Table 1.—*Nonagency error overpayments, September 1965*

Overpayments			Number of months duration					Date of occurrence [1]				
Amount	Number	Percent	1 to 2	3 to 6	7 to 12	More than 12	Not reported	1 to 6	7 to 12	13 to 24	25 to 36	More than 3 years
Less than $10	5	11.4	4	1				5				
$10 to $24	8	18.2	7	1				6	2			
$25 to $34	7	15.9	5	2				6	1			
$35 to $49	6	13.6	5		1			4	2			
$50 to $99	7	15.9	7					4	3			
$100 to $199	4	9.1	2	2				4				
$200 and over	7	15.9	2	3	1	1		6	1			
Total	44	100.0	32	9	2	1		35	9			
Percentage of total		[2] 100.0	72.7	20.5	4.5	2.3		79.5	20.5			

[1] Date of occurrence defined as last month with overpayment prior to September 1965.
[2] All percentages computed to 3 decimal places and may not total exactly 100 percent.

Table 2.—*Agency error overpayments, September 1965*

Overpayments			Number of months duration					Date of occurrence [1]				
Amount	Number	Percent	1 to 2	3 to 6	7 to 12	More than 12	Not reported	1 to 6	7 to 12	13 to 24	25 to 36	More than 3 years
Less than $10	5	21.7	4	1				5				
$10 to $24	4	17.4	3	1				2	2			
$25 to $34	3	13.0	3					2	1			
$35 to $49	2	8.7		1	1			2				
$50 to $99	5	21.7	1	3	1			3	1	1		
$100 to $199	3	13.0	2			1		2	1			
$200 and over	1	4.3			1			1				
Total	23	[2] 100.0	13	6	3	1		17	5	1		
Percentage of total		[2] 100.0	56.5	26.1	13.0	4.3		73.9	21.7	4.3		

[1] Date of occurrence defined as last month with overpayment prior to September 1965.
[2] All percentages computed to 3 decimal places and may not total exactly 100 percent.

TABLE 3.—*Distribution of overpayments by category, September 1965*

Category	Total number of overpayments	Percent of total overpayments	Total amount of overpayments	Number of non-AEOP	Percent of all non-AEOP	Amount of non-AEOP	Number of AEOP	Percent of all AEOP	Amount of AEOP
A	13	19.4	$803	8	18.2	$666	5	21.7	$137
B									
C	31	46.3	2,955	20	45.5	2,300	11	47.8	655
D	17	25.4	1,288	11	25.0	924	6	26.1	364
G	6	9.0	1,060	5	11.4	986	1	4.3	74
Total	67	[1] 100	6,106	44	[1] 100	4,876	23	[1] 100	1,230

[1] All percentages computed to 3 decimal places and may not total exactly, 100 percent.

GOVERNMENT OF THE DISTRICT OF COLUMBIA,
DEPARTMENT OF PUBLIC WELFARE,
PUBLIC ASSISTANCE DIVISION,
February 19, 1965.

Memorandum to: Mr. Donald Gray, Chief, Public Assistance Division.
Subject: Identification of Areas Needing Remedial Training.

The attached material identifies three areas of performance in which I believe remedial training is needed, as listed below in the order of priority.

1. Unemployability determination in GPA cases.
2. Support from relatives outside the home in AB, OAA, APTD, and GPA cases.
3. Statutory benefits, OASDI, VA., etc., in all categories.

The sources used in the analysis were the Internal Audit Report, PAD Evaluator's case schedules and the Quality Control Review schedules. Although the source material does not represent a statistical sample, it is believed that in the areas of performance listed above there have been a sufficient accumulation of problems to require remedial training.

Additional source material is being reviewed with respect to other areas of performance and the results will be forwarded to you as they are completed.

FRANKLIN T. WILLING, *Program Analyst.*

UNEMPLOYABILITY DETERMINATION IN GPA CASES

Review of the material on 44 GPA cases in which the PAD Evaluators had made referrals to the unit raising question concerning eligibility or amount of payment, showed that in 15 cases the question dealt specifically with the determination of unemployability. The specific defects in the 15 cases are as follow:

1. On 1–3–64 M & R screened medical data, made a preliminary finding of eligibility for APTD, and requested 298 from D.C.G.H. and report of eye examination on 158. The case was not transferred to PE–ATD and as of 7–31–64 the medical information requested by M & R had not been obtained and the case had not been referred to the Review Team.

2. On 11–19–63 M & R evaluated the medical data and requested referral to the Review Team in February 1964. The periodic review was done and assistance authorized for 3–1–64 without referral to the Review Team.

3. On 8–2–63 M & R requested referral to the Review Team in November 1963 which was not done in November 1963 or subsequently. The periodic re-investigation was done and assistance authorized for 6–1–64 but as of 8–19–64 the case had not been referred to the Review Team as requested.

4. M & R requested the case be referred to the Review Team in December 1963 but such referral was not made in December 1963 or subsequently. A periodic case review was done and assistance authorized for the period 9–1–63 through 3–31–65 without obtaining current medical data and without referral to the Review Team.

5. On 7–1–64 M & R screened the medical data available on the case and requested additional medical information. As of 8–14–64 the additional medical information had not been obtained.

6. In September 1962 M & R requested the case be returned in March 1963 for review which was not done and as of 7–13–64 the case had not been returned to the Review Team.

7. On 7–15–64 M & R did a preliminary screening, and requested an immediate referral to the Review Team. As of 12–30–64 the case had not been referred back to M & R for the Review Team although assistance had been reauthorized to continue through 2–28–65.

8. The Review Team requested the case be returned in December 1964 for re-review but as of 1–25–65 this had not been done although a re-authorization of assistance had been made to continue through 2–28–65.

9. M & R requested the case be returned for review of employability status during January 1965 which was not done. Assistance was re-authorized for 2–1–65.

10. M & R requested the case be returned during June 1964 for review of employability status but this was not done in June or subsequently. A periodic re-investigation was done and assistance reauthorized 10–1–64 without obtaining current medical information or referral to M & R.

11. The periodic re-investigation was made for 3–1–64 and assistance re-authorized without referral to M & R for review of employability status as requested by M & R.

12. Re-review in September 1964 had been requested by the Review Team but as of 12–22–64 new medical information had not been obtained and the case had not been referred back to the Review Team.

13. On 2–14–64 M & R did a preliminary screening of the NWCC report but as of 12–30–64 the case had not been referred to the Review Team. The periodic re-investigation of the case was done and assistance reauthorized for the period 9–1–64 to 3–31–65.

14. The case was not referred to M & R for determination of employability status either at the time of approval or at the time of subsequent re-investigations.

15. M & R did a preliminary screening of medical data in February 1964 and requested referral to Review Team after obtaining medical information from DCGH. On 8–20–64 medical information was received but as of 12–28–64 the case had not yet been referred to the Review Team.

Relative's Responsibility—Support From Relatives Outside the Home Applicable to AB, OAA, APTD and GPA Cases

Review of the Internal Audit Report, the PAD Evaluator schedules and the Quality Control Review schedules showed a total of 73 defective actions. The specific defects are as follow:

1. *Form PA 61 sent to relatives (20 defects).*—No reply was received from the relative and the agency did not follow applicable procedures as specified in the Handbook or otherwise attempt to determine the relatives ability to support.

2. *From PA 61 not sent to relative (20 defects).*—The address of the responsible relative was known but the agency did not send Form PA 61 or otherwise attempt to determine the relatives ability to support.

3. *Address of responsible relative unknown (24 defects).*—The agency made an attempt to locate the relative and did not refer to OIC to locate.

4. Form PA 61 completed and returned by responsible relative but many failed to act on the information. Subsequently, it was determined that a contribution was expected (*1 defect*).

5. Form 61 sent to responsible relative and returned with incomplete information. The agency made no effort to obtain the needed information or otherwise determine the relatives ability to support (*3 defects*).

6. Form 61 sent to responsible relative but returned because of incorrect address. The agency made no further effort to obtain the correct address or refer to OIC to locate (*4 defects*).

7. Form 61 sent to responsible relative and returned. Expected contribution was computed and the relative notified but replied listing debts and stating he could not contribute. Agency record does not show that any further action was taken to determine if the debts listed should be considered extraordinary expenses, the effect on the amount of expected contribution, or to refer to Corporation Counsel (*1 defect*).

Statutory Benefits Applicable to All Categories

Review of the Internal Audit Report, the PAD Evaluation schedules and the Quality Control Review schedules showed a number of actions in which verification of benefits being received had not been obtained or potential for such benefits had not been adequately or completely explored. The following illustrate the problems in this area.

OASDI

1. OASDI in 1957 and in 1963 reported the client ineligible because of only 7 quarters of coverage. The PAD case record in one place stated employment was from 1938 to 1946 and in another that employment was from 1943 to 1946. The case record shows no effort to reconcile this difference or to present supplemental information which might affect OASDI eligibility.

2. OASDI reported insufficient coverage but the PAD case record showed an employment record which indicated sufficient coverage. No effort was made to establish the accuracy of the employment record as shown by the PAD case record or to provide supplemental information to OASDI which might affect quarters of coverage.

3. Form 52 was sent to OASDI on 4–24–64 and no reply was received. PAD did not follow up to determine status.

4. Address, employment record, and Social Security number of husband unknown. The agency record shows no attempt to locate husband or obtain information needed in order to clear with OASDI regarding client's eligibility as husband's dependent.

5. On 1–19–61 Form 52 from OASDI stated "Application in process of development." No further information was forwarded by OASDI and during the succeeding twenty months PAD made no inquiry regarding status of the claim.

6. Client said to receive $40.00 monthly from OASDI which is being budgeted. However, the record does not show verification of the amount of benefits.

7. Social Security number of client's deceased husband unknown and clearance with OASDI not made regarding widow's eligibility for benefits. PAD attempted to obtain S.S. number from husband's former employer but employer's records no longer available. No further action taken to obtain S.S. number or other identifying information.

8. Client said to receive $40.00 monthly from OASDI which is being budgeted but the case record does not show verification of the amount of benefits.

9. Client a disabled recipient but the case record showed no clearance regarding eligibility for OASDI benefits.

10. Claim for OASDI benefits denied 9–7–61 because disability not severe enough. Client has continued to receive APTD and re-submittal to OASDI has not been made.

11. Form 52 dated 8–24–61 states client failed appointment with OASDI. No further clearance with OASDI has been made.

12. Form 52 from OASDI dated 8–27–64 requested re-referral to OASDI. As of 2–4–65 re-referral has not been made.

OASDI—AFDC cases

1. In 7 cases the incapacitated AFDC father was living in the home but the case record did not show verification that OASDI benefits were not being received or exploration of potential eligibility for benefits.

2. In one case the AFDC children were living with a grantee relative other than parents and the mother was deceased. The agency did not explore the eligibility of the children for OASDI benefits as dependents of the mother.

3. In one case the AFDC husband and father was a patient in St. Elizabeths Hospital. The agency made no clearance with OASDI regarding eligibility of the children for benefits.

VA benefits

1. Husband said to be a veteran of World War I but present address and identifying data regarding military service not known. On 10–15–58 D.C. Department of Veteran's Affairs advised they were unable to help because of lack of information. Agency subsequently has not attempted to locate husband or to obtain essential information regarding military service.

2. Client had military service and Form 148 sent 4–14–64 to OIC to determine if receiving VA benefits. No reply received to Form 148 and no follow up request made.

3. Client is widow of World War I serviceman who was killed during War. No exploration of eligibility for VA benefits has been made.

4. Client is a male recipient with military service. Status with respect to VA benefits has not been verified or eligibility explored by PAD.

5. VA in a letter dated 4–16–59 advised that claim for benefits had been disallowed but reapplication could be made if change occurred in veteran's condition. PAD reopened the case 8–12–64 but as of 2–4–65 no clearance had been made regarding the status of the client with VA.

VA benefits—AFDC cases

1. In 2 AFDC cases the incapacitated husband and father living in the home had military service but no verification was obtained of non-receipt of VA benefits or exploration of eligibility for benefits.

2. In 9 AFDC cases the husband and father, a veteran was absent. The exploration was made of eligibility for VA benefits and possible apportionment to the family.

PUBLIC ASSISTANCE DIVISION,
September 15, 1966.

To: Mrs. Julianna Chambers, Budget and Accounting Officer.
From: Franklin T. Willing, Program Analyst.
Subject: Activities and Workload of Quality Control and Evaluation Section.

Mr. Risso requested me to send you the information given below for the period July 1, 1965 through August 31, 1966, which up dates that sent to you several months ago.

1. Control on OIC reports and PAD replies

(*a*) Total number of reports received from OIC	3,733
(*b*) Total number of replies sent by PAD	3,595
(*c*) Average number of OIC reports received monthly	267
(*d*) Average number of replies sent by PAD monthly	257

A monthly report is made to the Division Chief showing the number of investigation reports received, the number of replies by PAD, and the number of investigation reports pending reply. The control system includes a monthly listing by caseloads notifying PAD staff of all investigation reports on which replies are pending.

2. PAD evaluation unit

(*a*) Number of PAD replies to OIC reports evaluated	3,595
(*b*) Average number of PAD replies evaluated monthly	257
(*c*) Number of overpayment referrals evaluated (period Aug. 10, 1965 to Aug. 31, 1966)	2,033
(*d*) Average number of overpayment referrals evaluated monthly	156

3. Quality control unit

(*a*) Required annual sample of case actions to be reviewed	900
(*b*) Average monthly sample of case actions to be reviewed	75

4. Administrative hardship committee

(*a*) Total number of hardship referrals acted on	1,095
(*b*) Average number of hardship referrals acted on monthly	78

5. Overpayments

In the period July 1, 1965 through August 30, 1965, reports of overpayment computations by OIC Collections and Accounting Office were received in 1590 cases, or an average of 114 monthly.

Analysis has been made of 489 overpayments covering the periods July, August, and September 1965 and May and June 1966, with respect to amount, type, budget items involved and cause.

6. Referrals for OIC investigations

The section continues to maintain a control record of all PAD referrals to OIC for location of missing persons, general investigations and complaints regarding recipients.

In the period July 1, 1965 to August 31, 1966 a total of 2036 referrals were received and forwarded to OIC for investigation, an average of 145 referrals monthly.

7. Time in field reports

The section continues to compute each month the percentage of time and the average number of days per month spent in the field by the social service staff.

FRANKLIN T. WILLING, *Program Analyst.*

Question. What specific actions have been undertaken in the last three years to correct the deficiencies uncovered by the Quality Control Unit?

Answer. As an ongoing procedure, the Quality Control staff immediately calls to the attention of the appropriate caseworker through her Section Chief and Unit Supervisor, any serious defect affecting eligibility or the amount of payment which is noted on a positive action case under Quality Control Review.

The Chief, Quality Control and Evaluation Section, and the Deputy Director, Family and Children's Services, thoroughly discuss with the Public Assistance Division Chief the major areas of defective caseworker performance as indicated by the Review. Further, specific recommendations are made to the PAD Chief on suggested remedial measures to be taken to improve caseworker performance. The principal recommendation has been and continues to be, strengthening of in-service training within the Agency's staff development program for caseworkers and unit supervisors. Remedial training based upon major areas of defective performance and related to proper and acceptable recording in the case social study has been emphasized.

During the past fiscal year, the Agency's staff development office began a remedial training program, as recommended, at the unit level.

Other recommendations submitted to, and acted upon by the Agency include: clarification of items required in the case reviews; clarification of manual instructions, consolidation of forms and reorganization of the case record to reflect more concisely actions taken and those required.

Question. What specific actions have been undertaken in the last three years to correct the deficiencies uncovered by the Evaluating unit?

Answer. Deficiencies in individual cases noted by the Evaluation Unit in the area of reviewing and analyzing overpayments, and replies to OIC reports are now recorded on special forms (See samples attached). These go to the Caseworker through the Section Chief and Unit Supervisor—Unit Supervisors discuss this with the Caseworker and the subject matter of the deficiencies are incorporated in the periodic unit meeting training sessions.

A monthly report showing time spent in the field by units was established since the frequency of home visits is related directly to the Caseworkers knowledge of the case.

A reporting system was established by the payroll unit which is instructed to return all errors in grant authorization to the worker and a monthly analytical report goes to the Division Chief and the Controller. Since this system was established errors reported have dropped from 30% of cases handled during the month to 5%.

Basically, however, the matter of insuring that all elements of eligibility are properly validated is a matter of continual staff training and this we are constantly trying to intensify and improve.

Sample Review Referral Schedule

PA-PA-225
Rev. 9-63

Schedule Number 4805 C | Caseload Number 097 | Date Referred 4-7-66
Unit #9 | Date Reply Requested 5-9-66
OIC Number LR 2037 | ~~Unit Supervisor~~ | Date Reply Received
Case Name | Category & Number A 824-933.1

I. Question:
☐ Reply to OIC Report
☑ Eligibility: Factor (s) (specify) Undetermined Resource (See Below)
☑ Payment: ☐ Under ☐ Over ☑ Undetermined

II. Basis for Question (Including Time Involved):

1. Record contains No reply to #52 dated 7-17-65 Nor does it show that resubmitted was Made at time of 11-1-65 Review.
2. Rev-PA #61 from Incomplete. Basis for stating No effective Contribution therefore Not Substantiated
3. Actual Rent is $74.00 plus Gas + Elect. Agency Mod (Gas + Elect + Refrig Refrig would be included as it was elect) is $11.00 Making total Shelter Cost $65.00. Grant 89.10 Record does not show Insurance 1.60 66.60 how recipient is able (66.60) $66.60 $22.40 to Manage. for food + Clothing

Appraisal Report

Case Name _____ Log No. 969

Category & No. GA 34-0620 CL No. 142

Date of PA 301 5-19-66 Date: 8-3-66

Active Case [X]

Closed Case [ ]

AEOP

Social Worker and Supervisor responsible for case when overpayment occurred.

_____ Social Worker _____ Supervisor

Date AEOP discovered 5-19-66 Monthly Amount 58.86

Date AEOP began 3-1-66 Number of months continued 2

What was the error? Resources from employment

How did the error occur? SW was advised of Mr B employment but failed to deduct upon authorizing assistance

Was the AEOP the result of the above Social Worker's action or failure to act? yes

If not, who or what Section caused the AEOP and how? _____

Continuing service summary of time spent in field

Unit designations	Number of units	Number of workers	Average caseload	Number of uncovered caseloads	Total cases in uncovered caseloads	Hours available	Total hours in field	Percentage of time in field	Average days in field per worker
Service units	13	66	67	1	95	8,704	2,126	24.4	4.0
ATD units	2	12	178	2	357	1,680	551	32.8	5.7
OAA units	3	9	152		569	1,302	312	24.0	4.3
GPA units	1	3	119	2	290	465	115	24.8	4.8
AB caseloads (2)	0	1	85	1	88	136	34	25.0	4.2
Nursing home caseloads (2)	0	2	157			309	51	16.5	3.2
PAD-DVR unit	1	4	62			611	124	20.3	3.9

Continuing service units:
Percentage of time spent in field, 25.1 percent.
Average days in field per worker, 4.3.

Intake service summary of time spent in field

Unit designations	Number of units	Number of workers	Average approved cases in caseload	Average applications carried over from previous month	Average applications received this month per worker	Hours available	Total hours in field	Percentage of time in field	Average days in field per worker
Service	1	5	25	37	9	722	106	13.3	2.6
Other intake field units	5	30	10	14	15	4320	817	18.9	3.4

Intake field units:
Percentage of time spent in field, 18.3 percent.
Average days in field per worker, 3.3.
Combined continuing service and intake field units:
Percentage of time spent in field, 23.3 percent.
Average days in field per worker, 4.

Continuing service—Time spent in field

Unit No.	Number of workers	Average caseload	Number of uncovered caseloads	Total cases in uncovered caseloads	Hours available [1]	Total hours in field	Percentage of time in field	Average days in field per worker
NDC No. 1 [2]	5	71			719	166	23.2	4.1
NDC No. 2 [2]	4	69	1	95	488	111	22.9	3.4
NDC No. 3 [2]	4	62			459	46	10.0	1.4
Service I-C	6	65			779	128	16.5	2.7
Service I-E	5	62			566	134	23.7	3.3
Service II-A	6	75			783	162	20.7	3.4
Service II-B	5	66			681	222	32.7	5.5
Service II-C	6	74			690	220	32.0	4.6
Service II-D	5	66			712	180	25.3	4.5
Service III-A	5	70			660	172	26.1	4.3
Service III-B	5	64			720	209	29.1	5.2
Service III-C	5	63			711	140	19.7	3.5
Service III-D	5	69			736	236	32.1	5.9
ATD Units:								
No. 8	5	175	2	357	645	198	30.8	4.9
No. 15	7	180			1,035	353	34.2	6.3
OAA Units:								
No 9	3	167	2	284	448	135	30.1	5.6
No. 17	2	136	1	148	289	40	13.9	3.5
Nursing care	2	157			309	51	16.5	3.2
No. 18	4	154	1	137	565	137	24.3	4.3
GPA Units: No. 16	3	119	2	290	465	115	24.8	4.8
AB caseloads	1	85	1	88	136	34	25.0	4.2
PAD–DVR Unit	4	62			611	124	20.3	3.9

[1] After deduction of annual and sick leave.
[2] Neighborhood development center.

Intake service—Time spent in field

	Number of workers	Average approved cases in caseload	Average applications carried over from previous month	Average applications received this month per worker	Hours available	Total hours in in field	Percentage of time in field	Average days in field per worker
Service unit	5	25	37	9	722	106	13.3	2.6
Unit No. 10	6	15	18	17	871	133	15.3	2.8
Unit No. 11	6	6	11	17	845	151	17.9	3.1
Unit No. 12	5	12	18	15	680	145	21.3	3.6
Unit No. 13	7	2	10	14	1,092	241	22.1	4.3
Unit No. 14	6	12	15	14	200	147	17.7	3.1

DEPARTMENT OF PUBLIC WELFARE, D.C.

OFFICE OF THE DIRECTOR

DPW Directive PE 8.1
June 2, 1966

Effective date.—This Directive is effective on issuance.

Authority.—Authority for the development and training of District Government employees and regulations which govern training activities of District departments are contained in the following:

1. The Government Employees Training Act of July 7, 1958. (Public Law 85-507).
2. The Federal Personnel Manual, Chapter 410.
3. Employee Training Policy Memorandum of the Board of Commissioners, January 15, 1959.
4. The District of Columbia Personnel Manual, Chapter 11.

Objectives.—It shall be the policy of the Department of Public Welfare to improve its operations through the effective utilization and development of its manpower resources. Training shall be provided on a planned and consistent basis to—

1. Increase the overall proficiency of the work force.
2. Develop individual talent to enable personnel to realize their maximum effectiveness and assume positions of greater responsibility.
3. Motivate employees to make their best contribution to the organization.

Responsibilities for staff development of the Special Assistant to the Director.—The Special Assistant shall plan the Department's overall staff development program and shall direct a continuing evaluation of the effectiveness of the program to assure that appropriate measures are taken when changes are made. He shall advise and assist the various Department operations in—

1. Developing training procedures.
2. Determining and evaluating needs.
3. Deciding methods and techniques by which training can best be accomplished.
4. Arranging courses of instruction, facilities, etc.
5. Selecting trainees.
6. Evaluating results.

Responsibilities of operating heads.—The chief of each operational component of the Department shall be responsible for assuring that the training needs within his jurisdiction are being met, that training is a planned and directed effort, and that the programs are evaluated so that the desired results are being attained. He shall be responsible for issuing procedures as required to meet this function. He is authorized to designate a staff development specialist or other employee to carry out the administrative responsibilities according to this policy.

All chiefs shall be responsible for assuring that training programs include the following:

1. Identification of training needs: A planned and continuing method for identification of training needs.
2. Orientation—General: An ongoing program for all new employees to acquaint them with the mission, philosophy, and organization of the operation.
3. Orientation to the job: A plan whereby employees are introduced to the specific job for which they are employed.
4. Training in job skills: A plan to assure that a program is provided so that employees are able to upgrade the quality of each specific employee's job. The plan shall provide adequate training for the employee when new policy, procedures, methods, machinery, etc., are introduced; when there are changes in program emphasis; or when new programs and services are evolved.
5. Refresher training: A planned method and procedure to review and/or reinforce previous training.
6. Remedial training: A planned method and procedure to assure that training is given when deficiencies in performance are identified.
7. Training for enrichment: An established and equitable method whereby employees are selected for attendance at workshops, courses, meetings, and conferences and to provide information to all employees of the availability of these activities.

Responsibility of supervisor.—All employees who direct the activities of other employees shall encourage their personnel to participate in self-development activities. They shall advise employees on how they can best improve their effectiveness, and shall be constantly on the alert to recognize individual self-improvement efforts. Supervisors shall provide additional training as required for each individual employee or group of employees. Inherent in this responsibility is day-to-day review and analysis of the work group and individual performance to single out weaknesses and deficiencies as well as strengths to determine training needs. Training efforts shall be coordinated with the staff development personnel or the employee designated to carry this function. All training shall be evaluated to determine its adequacy and effectiveness.

Responsibility of employees.—Each employee is encouraged to work toward his own self-improvement. His career development and opportunity for advancement will depend to a considerable degree on the initiative he shows and the effort he expends in developing his capacities on the job.

Guidelines.—

1. Training shall be realistic and directed toward satisfying existing and foreseeable needs of the organization. It shall be scheduled so that it is consistent with operating requirements and availability of resources (funds, facilities, etc.). Priorities shall be established when necessary.

2. Trainees shall be selected on the basis of their demonstrated performance, contribution, and need. There shall be assurance that personnel selected have the ability to successfully complete the training, that they have the potential to adapt it to the actual job performance, and that they are properly motivated.

3. Training shall be evaluated (a) by the employee to assess his understanding of the instruction; (b) by the immediate supervisor to determine its usefulness in job application; and (c) by the staff development personnel to assess its relationship to the total operation.

Recisions.—This Directive rescinds Departmental Regulation #19.1 dated May 16, 1961, and memorandum dated November 30, 1962, subject: "Employee Training."

Cancellation.—This Directive is effective until superseded.

Question. Furnish me copies of OIC analytical reports on investigative activities in Audit and Intake Reviews.

Answer. The data requested was submitted as an insert to page—

Question. Submit a report on OIC savings for FY 1965.

Answer.

	Local	Federal	Total
From investigation activities	$2,720,948	$1,231,461	$3,952,409
From unused OIC budgeted funds	67,110	3,780	70,890
From budget transfers	38,760	23,840	63,600
From collections	780,022	60,338	840,360
Total savings	3,606,840	1,319,419	4,927,259

(*b*) Submit a report on OIC savings for FY 1966.

Answer.—

	Local	Federal	Total
From investigation activities	$1,615,944	$1,077,294	$2,693,238
From unused OIC budgeted funds	127,491	7,455	134,946
From collections	861,921	61,120	923,041
Total savings	2,605,356	1,145,869	3,751,225

Question. Furnish me a report on the highest overpayments reported for FY 1966 by type and category.

Answer. The following are the highest overpayments by type and category for fiscal year 1966:

Case	Category	Type	Amount	Current status
A	AB	AEOP	$201	Closed.
B	AB	Non-AEOP	3,839	Active.
C	AFDC	AEOP	1,891	Closed.
D	AFDC	Non-AEOP	7,789	Do.
E	APTD	AEOP	851	Do.
F	APTD	Non-AEOP	4,161	Active.
G	OAA	AEOP	540	Do.
H	OAA	Non-AEOP	6,374	Do.
I	GPA	AEOP	407	Closed.
J	GPA	Non-AEOP	1,535	Do.

A brief description of the circumstances involved in the overpayments follows:

Case A

AB AEOP, $201

Case A received overpayment from May, 1965 through July 1965. He was hospitalized at D.C. General on April 28, 1965, then transferred to Glenn Dale on May 19, 1965, creating the overpayment. Totally ineligible for June and July checks and partial food in May.

Disposition: Case held in suspense due to hospitalization in Glenn Dale.

The overpayment was disclosed by PA Social Worker upon receiving the case in transfer.

Case B

AB Non-AEOP: $2,022, husband; $1,817, wife; $3,839, total

Case B received Social Security benefits from June 1958 through April 1965 as well as earned income which he did not report to the agency.

His wife, who also receives AB, has an overpayment in the amount of $1,817 as a direct result of his income based on family budgeting. The total of the two overpayments are $3,839.

Disposition: We are still awaiting additional information on earnings and PA 4's so that grant deductions can begin.

The overpayment was disclosed by Notification from Social Security.

Case C

AFDC AEOP, $1,891

Case C was allowed maximum shelter of $61 per month, while living with her family whose income exceeded agency's maximum thereby making her ineligible for any shelter allowance. This overpayment occurred from December 1962 through June 1965 as a result of non-verification of parent's income.

Disposition: Recipient responded to our request to visit the office on May 18, 1966 at which time she reported that she had recently lost her job and was unable to pay on this overpayment at this time.

This overpayment was disclosed by OIC Report.

Case D

AFDC Non-AEOP, $7,789

Case D was totally ineligible for assistance from June 1960 through December 1965 when case was closed as a result of continuing relationship with paramour.

Disposition: Pending fraud determination, not to be prosecuted.

The overpayment was disclosed by OIC Report.

Case E

APTD AEOP, $851

Case E was allowed maximum shelter of $47 per month from June 1962 through May 1964 while an employed son lived in the home thereby making her ineligible for shelter based upon income of son. The period December 1962 through May 1964 is AEOP, as Social Worker was aware of son's presence in home plus additional overpayment over and above son's expected contribution. The earlier part of the overpayment, $235, is charged to Non-AEOP for a grand total of $1,086.

Disposition: Agreement secured on September 8, 1966, to be repaid in the amount of $2.00 per month. Employed as a baby-sitter for $25.00 per week.

The overpayment was disclosed by OIC A/R Report.

Case F

APTD Non-AEOP, $4,161

Case F received assistance from May 1961 through September 1965 during which time he was totally ineligible. He did not report that his wife was in the home during entire period and her income from employment exceeded agency standard for two persons.

Disposition: This is a potential fraud referral on which we are awaiting further documentation prior to referring to Corporation Counsel.

The overpayment was disclosed by OIC Report.

Case G

OAA AEOP, $540

Case G was overpaid at the rate of $45 per month from September 1964 through August 1965 as a result of her son contributing that amount toward the rent. This should have been deducted as a resource.

Disposition: Overpayment is deducted at the rate of $5 per month from her grant. Deductions began in February 1966.

The overpayment was disclosed by OIC Report.

Case H

OAA Non-AEOP, $6,374

Case H received assistance continuously from October 1956 through May 1964 for which she was totally ineligible as a result of fraudulently representing her living conditions. She had lived in a common-law marriage from 1930 until death of husband in 1964 but had reported their relationship as Landlord-Tenant.

Disposition: The case has been reopened in PAD and deductions at the rate of $5.00 per month were begun in March 1965.

The overpayment was disclosed by OIC Report.

Case I

GPA AEOP, $407

Case I was totally ineligible from point of approval in January 1965 through August 31, 1965 as a result of receiving full shelter and undetermined amount of resources from a brother regularly.

During the period of January 1965 through March 1965 he received assistance under PED for which eligibility could not be established. He was continued in the "G" category.

Disposition: On June 10, 1966, recipient stated that he is 66 years of age, says his only income is $36.40 Social Security benefits and is unable to repay at this time. We would not refer to Corporation Council due to age and known resource therefore we can only periodically check to see if there is any change in his financial circumstances.

The overpayment was disclosed by OIC Report.

Case J

GPA Non-AEOP, $1,535

Case J received $102 per month from property rental which exceeded his needs; total ineligibility existed from date of approval, April 1, 1964 through date of closing, July 31, 1965. The first three months of assistance was under PED for which eligibility could not be established, therefore assistance continued under "G". Coupled with the rental income recipient also received an OASI lump sum of $1,176 on March 3, 1965, plus monthly benefits of $78.40 that were not reported to the agency.

Disposition: Pending fraud determination. (To CR 9/15/66)

The overpayment was disclosed by OIC Report.

Question. How many workers have been questioned in the last four years about their agency error overpayments

Answer. Since the enactment of the District of Columbia Public Assistance Act of 1962, the agency has established procedures requiring the Unit Supervisor to specifically discuss with the caseworker agency error overpayments in which the latter was involved. The agency has not maintained data which would indicate the total number of such discussions during the past four years.

In December 1965, these procedures were further refined. As a result, the Evaluation Unit refers to the Section Chief, Unit Supervisor, and Caseworker on prescribed forms all agency error overpayments. The form indicates the name of the social worker responsible for the agency error overpayment, the name of

her supervisor, and basic information relating to the overpayment. When this form is received by the Section Chief, he discusses the matter with the appropriate Unit Supervisor who, in turn, reviews the overpayment error with the appropriate caseworker.

Appraisal Report

Not in current Rating year FW

Case Name _____ Log No. 725

Category & No. A 329-360.1 CL No. 174

Date of PA 301 6-29-66 Date: 7-7-66

Active Case [X]

Closed Case [ ]

AEOP

Social Worker and Supervisor responsible for case when overpayment occurred.

_____ Social Worker _____ Supervisor

Date AEOP discovered 3-12-66 Monthly Amount $42.00

Date AEOP began 4-1-64 Number of months continued 7

What was the error? Shelter

How did the error occur? Daughter - Income excluded Seak B. 61 dated 9/16/64 included verification of earnings

Was the AEOP the result of the above Social Worker's action or failure to act? yes

If not, who or what Section caused the AEOP and how? _____

Question. How many vacancies now exist in social worker positions?

Answer. As of October 5, 1966, out of the 41 authorized social worker positions for PAD Intake there were no vacancies for which a commitment had not been made.

As of that same date, out of 129 social worker positions authorized for PAD Continuing Service, there were two vacancies for which no commitment had been made.

Question. How many vacancies now exist in investigator positions?

Answer. As of October 5, 1966, out of 77 authorized investigator positions there was one vacancy for which no commitment had been made.

Question. Are you satisfied with the present PAD Handbook? Is it still confusing, ambiguous, and contradictory? What controls do you use to assure compliance by the worker with the present Handbook procedures? What controls do you use to assure compliance by the worker with the revisions?

Answer. I believe the present Handbook is a decided improvement over the former one. It is easier to read and understand, the format is decidely more simple, it is more facile to use and it is better organized. However, I also believe the material in the Handbook needs to be reviewed regularly to assure that it is free of vagueness and inconsistency.

Not on current Rating year

Appraisal Report

Case Name _____ Log No. 571

Category & No. A390-266.1 CL No. 172

Date of PA 301 7-19-66 Date: 7-27-66

Active Case ☒

Closed Case ☐

AEOP

Social Worker and Supervisor responsible for case when overpayment occurred.

11-1-63 10-31-64

11-1-64-5-31-66

_____ Social Worker _____ Supervisor

Date AEOP discovered 4-8-66 Monthly Amount $35.00

Date AEOP began 11-1-63 Number of months continued 31

What was the error? Resource - Trust Fund

How did the error occur? 10-15-63 R&C closed mos. H. received $149.01 in 1963; 10-15-64 received amount of Trust Fund issued; 12-8-64 received amount disbursed; 12/65 + 4/66 received amount disbursed to client

Was the AEOP the result of the above Social Worker's action or failure to act? yes

If not, who or what Section caused the AEOP and how? _____

* actually months 73

In this connection, the Public Assistance Division Chief several months ago established a committee charged with the responsibility of reviewing manual material and revisions and to make recommendations which, in its judgment, are indicated. PAD Administrative officials, Section Chiefs, Social Workers and an official from the Department's Office of Investigations and Collections, serve on this committee.

In a further effort to improve the manual, the Agency has, during the past year, combined the Policy and Procedures Manual in one volume and has indexed it. The volume on Policy and Procedures is subject to constant change as the result of the emergence of new Federal and Department programs, changes in HEW regulations and the Agency's continuing efforts to refine the manual.

The basic control in assuring compliance by the worker with both the present Handbook procedures and the revisions thereto, rests with the caseworker's unit supervisor. Through unit meetings and individual conferences with caseworkers, the unit supervisor assists the worker in understanding manual material and its application. The supervisor constantly reviews the work of her caseworker and is able to identify any problem which may exist concerning worker compliance with manual procedures.

Moreover, the findings made available to the unit supervisor and the caseworker through the Evaluation Unit (particularly on reviews of overpayments and action on OIC reports), the Quality Control Review program and D.C. Internal Audit reports frequently result in improved caseworker application of manual procedures.

Question. Why are you requesting social workers for the screening and referral unit when their primary job is community information and referral?

Answer. These positions are intended to serve at Neighborhood Development Centers to which the Department has already decentralized some of its program activities and at neighborhood area offices under Department control.

The Department administers a wide variety of programs. All too frequently, persons making inquiry about a specific program, for example, the procedure in making application for admission in to D.C. Village, find themselves calling at various offices before helpful information is made available to them.

To enhance the provision of comprehensive services at the neighborhood level, these positions will be filled by skilled persons who shall possess an understanding of all of the Department programs, and of the procedures to be followed in making application for any specific program ranging from the twelve programs in the Public Assistance Division to the multiple programs in the Child Welfare Division to admission into the District Training School.

I do not envision the use of professional caseworkers in these positions. But I do feel that an experienced caseworker in the Social Service Representative category, who is skilled in identifying and in promptly and effectively responding to human need, is essential to this position.

Question. What are the estimated savings resulting from the decrease of children in Junior Village?

Answer. The preliminary budget planning for fiscal year 1967 was started in April 1965, shortly after the population of Junior Village had reached an all-time high on February 15th of 912 and during a period when the daily population was still well above the 850 level.

The original request to the Director from the institution, which was based upon an estimated daily average population of 850, was for an increase of 81 positions. Sixty-seven of these positions were requested for basic coverage in the cottages to more closely approximate recommended child-staff ratios.

During the various phases of the budget cycle the total positions requested were reduced from a total of 81 positions to 14 positions which was the final Congressional request. These 14 positions were to provide services other than basic coverage. The House disallowed the increase of 14 positions and restoration of these positions has not been requested of the Senate. The basic coverage positions were deleted because the reduced population trend continued and appeared to be reliable. This was due principally to the increased Child Welfare staff and later to the 5 new emergency assistance programs which were initiated in early October 1965.

During the period of the high population at Junior Village, staff coverage was dangerously inadequate, inasmuch as increased staff requests never kept pace with the booming, ever-increasing population. The high child/staff ratio contributed to much adverse publicity about over-crowding, poor care, lack of stimulation, fire safety, and poor health standards.

An analysis of the current population and staff coverage indicates that the present basic staff—145 counselors and 135 nursing assistants—are the number needed to safely supervise approximately 600 children, meeting recommended standards. In short, this means that authorized basic staff at Junior Village is in line for the first time with the current population. A copy of the September 1, 1966 analysis is attached.

Emphasis on basic coverage does not in any way imply that supportive services; such as, culinary, housekeeping, social service, education, medical, recreation, and administration, are any less important. To meet the multiple needs of the deprived children of Junior Village, these supportive services complement the basic program of custody, physical care, and group living that is provided by counselors and nursing assistants.

A case-by-case analysis of the population of Junior Village on April 27, 1966, shows clearly that to continue reducing the population will require developing alternative placements for three groups of children: (1) large family groups with children who want to remain together; (2) older adolescents who have failed in foster homes or do not want foster home placement; and (3) children with serious physical or psychological problems making them difficult to manage. An alternative placement to institutionalization for these children would be the development of small group homes.

The savings as a result of the daily average population decreasing from the budgeted 850 to an estimated average of 600 would be for clothing and provisions. It is estimated that $61,000 of savings will accrue for provisions and $28,000 for clothing for a total estimated savings of $89,000.

JUNIOR VILLAGE

Basic staff coverage needed for a population of 850 to 579, Sept. 1, 1966

[Formula for child-staff ratios: 6 months through 5 years, 1:8; 6 through 8 years, 1:10; 8 through 10 years, 1:12; 11 through 14 years, 1:15; 14 through 18 years, 1:20; newly admitted children (5 to 18 years), 1:10; disturbed children in treatment cottage, 1:6]

Age group	Cottage	Building capacity (crowded)	On roll population	Recommended coverage	Budgeted coverage	Recommended child-staff ratio			Actual child-staff ratio			Staff needed for 850 to provide recommended child-staff ratio	Staff authorized	Difference		Authorized positions provide recommended child-staff ratio
						A.m.	P.m.	N	A.m.	P.m.	N			Positions needed for 850	Positions needed for 579	
6 months to 2 years (boys and girls).	Harrison	60	52	7-7-5	7-6-4	1:8	1:8	1:12	1:7½	1:8½	1:12	32	28 (NA)	−4 (NA)	0	Yes.
2 to 3½ years (boys and girls).	Arthur	60	50	7-7-5	6-6-4	1:8	1:8	1:12	1:8	1:8	1:12	32	27 (NA)	−5 (NA)	0	Do.
3½ through 5 years (boys and girls).	Cleveland	60	53	7-7-5	6-6-4	1:8	1:8	1:12	1:9	1:9	1:13	32	27 (NA)	−5 (NA)	0	Do.
6 to 7½ years (boys and girls).	Taft	70	42	7-7-3	5-5-2	1:10	1:10	1:23	1:8	1:8	1:21	28	20	−8	+	Ratio, 1:8 instead of 1:10.
7½ through 8 years (boys)	McKinley	80	65	8-8-4	6-6-2	1:10	1:10	1:20	1:10½	1:10½	1:33	33	23	−10	0	
7 through 10 years (girls)	Eisenhower	60	45	5-5-3	5-5-2	1:12	1:12	1:20	1:9	1:9	1:23	22	20	−2	+	Ratio, 1:9 instead of 1:12.
9 through 10 years (boys)	T. Roosevelt	75	64	6-6-2	5-4-2	1:12	1:12	1:37	1:13	1:16	1:32	23	18	−5	−	Ratio, 1:13 and 1:16 instead of 1:12.
11 through 12 years (boys)	Coolidge	60	30	4-4-2	2-2-1	1:15	1:15	1:30	1:15	1:15	1:30	17	8	−9	0	
11 through 13 years (girls)	F. Roosevelt	60	34	4-4-2	2-2-1	1:15	1:15	1:30	1:17	1:17	1:34	17	8	−9	−	Ratio, 1:17 instead of 1:15.
13 through 14 years (boys)	Harding	45	33	3-3-2	2-2-1	1:15	1:15	1:22	1:16	1:16	1:33	13	8	−5	−	Ratio, 1:16 instead of 1:15.
14 through 18 years (girls)	Hoover	40	37	2-2-1	2-2-1	1:20	1:20	1:40	1:19	1:19	1:37	8	8	0	+	Ratio, 1:19 instead of 1:20.
15 through 18 years (boys)	Wilson	40	39	2-2-1	2-2-1	1:20	1:20	1:40	1:20	1:20	1:39	8	8	0	0	
Admissions cottage: 5 through 18 years (boys and girls).	Kennedy	60	35	6-6-2	5-5-2	1:10	1:10	1:30	1:7	1:7	1:18	23	20	−3	+	Ratio, 1:7 instead of 1:10.
Infirmary		40	.....	5-5-3	4-5-3	1:8	1:8	1:13	.....	.....	.....	22	20 (NA)	−2	.....	Positions adequate.
Clinics, first aid		.....	.....	.....	.....	.....	.....	.....	.....	.....	.....	4	4 (NA)	.....	.....	
Johnson (treatment center) (emotionally disturbed children). (This cottage just being opened; positions in recruitment stage.)		40	.....	7-7-4	.....	1:6	1:6	1:10	.....	.....	.....	29	29 (NA)	−67	.....	This number of positions are needed to carry recommended child-staff ratio for 850 children.
Total		850	579	.....	.....	.....	.....	.....	.....	.....	.....	.....	[1]135 (NA)	.....	.....	

[1] 145 counselors (141 cottage coverage; 4 control coverage).

REFERRALS OF APPLICANTS FROM UNITED PLANNING ORGANIZATIONS

Senator BYRD. Does the UPO encourage applicants to come to the Welfare Department? I have noted a gradual increase in the number of cases in the various categories. I do not think you have been able to explain this. You have talked about it from time to time. It just occurred to me that I should ask this question. Do you feel that this continuing increase in the number of recipients can be attributed to encouragement on the part of these antipoverty workers?

Mr. BREWER. Well, in terms of your question, I think first we have to look at our figures. Now I am not showing an increase in total applications, Senator. I have shown for the last year and a half a higher percentage of acceptances.

To answer your question, we do receive referrals from the neighborhood office of the United Planning Organization. I think that wherever you have any groups working in a community with the lower income class, they keep them advised of their eligibility. In this respect, I have not had as many referrals as we did have a year ago. We have worked with the United Planning Organizations, most of the neighborhood centers, very carefully, explaining our eligibility requirements, and also explaining the requirements of our new programs, so that many of the referrals of the unemployed have come to us from the neighborhood centers.

I do not think that the neighborhood services are encouraging people. I am talking in general now of all of the neighborhood services, encouraging people particularly to be dependent on public welfare. I know that they are interested. Most of the neighborhood centers are just as interested in working with us to help rehabilitate people as we are. We have very good relationships with the various centers.

As you know, I have three centers in the Northwest were I actually have placed one of my casework units for on-going cases.

NEWSPAPER ITEMS RELATING TO DEMONSTRATIONS

Senator BYRD. All right. I want to insert in the record the following items: A story from the Washington Star of June 14, 1966, which was with regard to the picketing of my home by 15 welfare recipients from the Barry Farms Public Housing Project in Southeast Washington. The story indicates that the pickets were instructed on their moves by Phil Perkins, a neighborhood organizer for the United Planning Organization. This is the individual to whom I alluded a little earlier when I indicated that he had been dismissed from his employment. I understand that he appealed his dismissal, and I, of course, do not know what the outcome was or will be. This is not to say that every individual does not have a right to petition under our constitution, but I do not think it is the duty or function of these antipoverty workers to organize demonstrations and encourage people to engage in so-called direct action.

I shall also include an item by Donald Smith from the Washington Star of August 27. This news item referred to the trouble that erupted in the 11th police precinct. It indicates that a man by the name of Ralph Fertig, Southeast House director, had stated that the Southeast House "is committed to direct action," and that its present activities of picketing and negotiations will continue.

The American people need to be told what their tax dollars are going for. They need to be informed that tax moneys are used to employ individuals who encourage poor people to demonstrate against the police.

I also insert an item from the Washington Post of August 16 by Robert Green. This article says with regard to the original demonstration against the police in the 11th precinct, "the original demonstration apparently was organized by William Michaels, 24, a poverty program worker at Congress Heights Development Center. The center, a UPO organization, provided the youths with signs and two cars." I will also insert a Washington Post column by William Raspberry titled "Southeast Ruckus Raises Old Dilemma."

(The articles follow:)

[From the Washington (D.C.) Evening Star, June 14, 1966]

RELIEF CLIENTS PICKET HOME OF SENATOR BYRD

Fifteen welfare recipients from the Barry Farms public housing project in Southeast Washington picketed the North Arlington home of Senator ROBERT BYRD, D-W.Va., this morning.

The pickets, mostly women, arrived about 7:30 a.m. in the 700 block of N. 4th Street and began marching single file in front of the Senator's modest corner residence.

The ostensible leader of the pickets was Mrs. Shirley Jones of 1302 Stevens Rd. SE. However, the pickets were instructed on their moves by Phil Perkins, a neighborhood organizer for the United Planning Organization.

Perkins kept out of the picket line until 8 a.m., when he joined it to lead the singing of freedom songs.

The pickets carried placards reading "Get rid of investigators, give US the job," "Senator BYRD go back to West Virginia," and a sign referring to William Galvin, the District Welfare Department's chief investigator, who pickets have recently been demonstrating against.

The demonstration aroused little reaction in the quiet neighborhood.

There was no sign of activity inside BYRD's home, although the Senator's car was parked in the driveway.

It has been announced, meanwhile, that District welfare recipients will stage a noontime protest march down Pennsylvania Avenue NW June 30. Plans were laid yesterday by a committee of the District Welfare Alliance.

The march is scheduled to start at 499 Pennsylvania Ave. NW, in front of the Welfare Department, and end at Lafayette Square, across from the White House, where a rally will be held.

The recipients are holding the march to dramatize their demands for higher monthly grants, a cut in Welfare Department investigators and an end to the "man in the house" rule, a spokesman said.

[From the Washington (D.C.) Evening Star, Aug. 27, 1966]

GROUP PROTESTS FIRING OF NEIGHBORHOOD AIDE

(By Donald Smith)

A group of Anacostia residents rallied in front of the Southeast Neighborhood House last night to defend a neighborhood worker who was fired last Monday for alleged misconduct.

About 25 persons, some of them neighborhood workers, confronted Southeast House Director Ralph Fertig to protest the firing of Philip J. Perkins of 1920 Mississippi Ave. SE.

The house, 2263 Mt. View Place SE, is near the scene of last week's teen-age rock-throwing melee at the 11th Police Precinct stationhouse.

DEFENDS ACTION

Fertig told the group it had been his decision to fire Perkins, but promised Perkins would be given a hearing before an appeals committee "just as soon as possible."

"I submit that he was fired for a good reason," Fertig said.

"In moments of crisis I felt the staff should remain focused on what they are already doing. Staff members should not go out and get into new positions during hearings," referring to the sessions of a committee investigating last week's outbreak.

In dismissing Perkins, Fertig had cited "a pattern of resistance to supervisory authority over the last 22 months which has not been adequately checked in spite of sporadic moments of improvement."

But Perkins countered that members of the center's board of directors "are afraid of direct action."

"They want to get rid of me because of my commitment to radical social change," he declared.

"I feel that if people have a need that cannot be solved otherwise, they need direct action."

Perkins said that the day after last week's incident, "I was out there trying to organize the kids to do something. They were talking about killing people. How are you going to cool it when people are throwing rocks?"

A spokesman for a group of neighborhood workers called the Hawks told Fertig that his group "supports Phil and what he is doing," and that Fertig had shown poor judgment in firing him.

DIFFER ON DIRECT ACTION

Another supporter, was Mrs. Etta Horne, chairman of the District Welfare Alliance.

"Phil Perkins has gotten the people out and interested," Mrs. Horne declared.

"He has the whole community behind him. You wouldn't find anybody else who will work like he does, from dusk to dawn. I think he was fired to make other workers afraid of direct action."

Fertig, however, insisted that the Southeast House "is committed to direct action," and that its present activities of picketing and negotiations "will continue, with or without Phil."

He noted that Perkins would be on the payroll until late September to give him a chance to present his case to the appeal committee.

[From the Washington Post, Aug. 16, 1966]

FIVE INJURED IN ANACOSTIA DISTURBANCE—YOUTHS HURL ROCKS, BOTTLES AT POLICE; 13 ARE ARRESTED

(By Robert Greene)

Rock-throwing bands of young Negroes stormed through the section around the 11th precinct police station in Anacostia last night and early this morning. Five persons, including a policeman, were injured and at least 13 were arrested.

For two hours, the youths hurled rocks, bottles and firecrackers at policemen and passing automobiles, forcing 11th precinct officers to call a meeting with community leaders at 1:30 in an attempt to quell the disturbance.

YOUTHS ROAM STREETS

The youths, as many as 40 at a time, roamed the streets from Nichols ave. up to Morris rd. Police donned riot helmets and called out canine corps reinforcements.

Social workers, gang leaders and "independent neighborhood workers" were involved in the series of incidents.

Lt. Edwin J. Huff, precinct commander on the midnight to 8 a.m. shift, called the incident "the worst I've seen in Washington."

STARGEL AT SCENE

Inspector James E. Stargel, acting chief of the Metropolitan Police, was called to the scene. Early this morning, he finally succeeded in assemblying about 20 community leaders in the station house for an analysis of the situation. They promptly told him that the only people with power to cool things off were among those arrested.

The disturbances were apparently touched off by arrests yesterday of two men involved in a rock-throwing melee Saturday night in Congress Heights. A third man, a neighborhod poverty worker, was also arrested and charged with attempting to interfere with the arresting officers.

About 25 teenagers, most of them members of a youth center funded by United Planning Organization, picketed for almost two hours, demanding release of the arrested men and charging police brutality.

They left the precinct house, at 2310 Nichols ave. se., about 9:30 p.m. But about two hours later, some 35 of them assembled in a parking lot across the street and began hurling rocks, bottles and beer cans.

STRUCK BY ROCKS

Lt. Huff, a detective and a newsman were struck by rocks but were not injured.

Police broke up that demonstration and another one a few minutes later without arresting anyone. But the youths merely moved up the street, to the Southeast Neighborhood House, 2883 Mt. View pl. se.

There they lay down across the street, blocking traffic, and again began throwing rocks and other missiles at the police.

Patrolman James G. Hanes, knocked down and beaten when he was caught alone in the front yard of the settlement house, was treated for head and hip injuries at Washington Hospital Center.

Police arrested 13 persons, eight of them juveniles, after that fracas.

Four of the injured juveniles were taken to D.C. General Hospital in ambulances, but their condition was not believed to be serious.

The original demonstration last night, apparently was organized by William Michaels, 24, a poverty program worker at Congress Heights Development Center. The center, a UPO organization provided the youths with signs and two cars.

UPO executive director James Banks, who appeared at the early-morning mediation session, said that "UPO had nothing to do with it," and that he would attempt to meet with community leaders and police again today to analyze the situation.

SOUTHEAST RUCKUS RAISES OLD DILEMMA

(By William Raspberry)

Fifteen-year-old Eddie Page was telling how he and other members of his Block Boys group became involved in last week's ruckus at the 11th Precinct stationhouse in Southeast Washington.

"We were standing around, and Longus (Pharnal Longus, community organizer at Southeast House) came up and told us to come on down to No. 11. Well, I didn't know what was going on, so I asked him what was happening, and he just said, 'Come on, let's go.'

"Well, we kept asking, and he acted like he didn't want to tell us. Finally, he told us this guy (William A.) Foote had been arrested. I still didn't really want to go, but some of the other Block Boys started telling me, 'Man, you ain't got no heart.' So I went on down."

Taken by itself, Page's story, which he told at a special meeting called by Southeast teenagers to discuss the 11th Precinct fracas, is relatively insignificant.

But it raises anew a question that has been nagging local officials since the beginning of the war on poverty: When does community organization stop and incitement begin?

Howls of protest followed intimations by Commissioner John B. Duncan that Southeast House, one of the city's eight neighborhood antipoverty centers, might have had a role in fomenting Tuesday's outbreak.

Probably the statement shouldn't have been made, at least not until the current investigation is completed. But there is no question that other officials share Duncan's misgivings if not his candor.

For months they have worried privately that some community organizers and neighborhood antipoverty workers were less interested in solving problems than in forcing confrontations.

A frequent target of these community-organization efforts in Southeast has been Walter Washington's National Capital Housing Authority. Southeast Washington is where most of the city's public housing is located, and there is no question that problems abound there.

Efforts to deal with the problems one at a time have been frustrated repeatedly by a handful of antipoverty workers who seem more intent on disruption than discussion. Meetings called to seek solutions to recreation problems at a public housing site are interrupted with shouts of "What about the rats" or "What about the high gas bills" or "Why can't we have better refrigerators?"

Much of the shouting comes not from the tenants directly affected but from paid antipoverty workers.

Things finally got so bad that Washington hired John Staggers, a Howard University specialist in community work, as a full-time troubleshooter for the Southeast projects.

Ralph Fertig, director of Southeast House, acknowledges that occasionally some of his more inexperienced staffers have violated guidelines established to assist change, not provoke lawlessness. But he insists on the value of having poor people take an active part in confrontations with authority.

"It's working," he said. "The principal at Birney School tells us that truancy is at an all-time low among children of Barry Farms (public housing project), and the police say crime among these same youngsters is at an all-time low. Now we couldn't have accomplished this just by talking to Barry Farm residents about being better tenants. This came about because their active involvement in solving their own problems gave them a lot of pride they never had before.

"Four years ago, we started having meetings where we told people 'Here's what you can do to improve your housekeeping,' and nobody would come to the meetings.

"But once we got them actively involved in problem solving, they automatically became more concerned about the appearance of their homes."

Fertig denies Southeast House workers had any part in fomenting last week's trouble. Rather, he praised his assistants for sensing a potentially ugly situation and trying—with something less than total success—to turn it into a peaceful demonstration.

A First Duty of Government Is To Enforce the Law

Mr. BYRD of West Virginia. Mr. President, a great English poet, Alexander Pope, once said, "Order is Heaven's first law." A few years later, an equally great English statesman and orator, Edmund Burke, said, "Good order is the foundation of all good things."

Order is a jewel, no more cherished in 18th-century England than it is to be treasured today. Nor was it more the aspiration of Englishmen two centuries ago than it is to be desired by Americans today.

Mr. President, I recently completed a visit to each of the 14 police precincts, the harbor precinct, the Women's Bureau, and the training facilities of the Metropolitan Police Department. I plan to visit offices and facilities of the other departments of the District of Columbia government.

These are routine visits, customarily made by me in preparation for hearings on the bill making appropriations for the District of Columbia.

Today, I wish to address the Senate regarding my visit on September 1 to the 11th and the 14th police precincts. I also wish to allude to certain newspaper editorials and to the general crime situation in the Nation's Capital.

Senators will recall that, on August 15, when trouble erupted in the 11th precinct, "police moved in to snuff it out, and citizens later charged police with brutality, discrimination, and general mishandling of the situation."—Washington Post, September 3.

A week later, on the night of August 22, "violence erupted in the area of Eastern and Kenilworth Avenues—the 14th precinct—as scores of Negro youths—threw rocks and bottles at passing motorists and District firemen"—Washington Star, August 23.

According to the Washington Post of August 24, unlike the 11th precinct disturbance, "there was no direct confrontation between police and residents" in the 14th precinct melee; Capt. Vernon H. Culpepper sealed off the area, and "ordered officers to stay in the background and telephone civic, religious, recreation, housing and antipoverty leaders with requests that they talk with the youths and try to disperse them."

According to press reports, while the police stayed in the background the adults scattered through the area, talking to the rockthrowers and urging them to return to their homes. According to the Daily News of August 23, the Post of August 24, and the Star of August 25, no arrests were made. As a matter of fact, Mr. President, although the Kenilworth violence erupted exactly 1 month ago today, I was advised this morning by Chief Layton that no arrests have yet been made. This notwithstanding the fact that Capt. Vernon H. Culpepper was quoted by the Washington Post on August 25 as stating that, with regard to the participants in the 14th precinct fracas, "We know who those fellows were and we're going to get them." If Captain Culpepper was correctly quoted, the public will expect him to keep his promise. Curiously enough, in all too many instances of late, involving violence, rockthrowing by rowdies, and attacks upon police by disorderly mobs, no arrests are made.

During my visit to No. 11 precinct, there was no discussion of the August 15 fracas, inasmuch as a citizens' committee had been appointed by Commissioner Torbriner to make an investigation thereof. I talked with Capt. Owen W. Davis, temporarily stationed there to relieve Capt. Robert A. Richmond who is on sick leave, and among the things we discussed was a matter which had been brought to my attention by 12 District of Columbia policemen who had visited my office on August 29. The 12 policemen had complained that in assignments to police cars, on the evening before, they had been discriminated against because they were white officers.

My discussion of the matter with Captain Davis was very cordial from beginning to end, and there was no disagreement whatsoever between us. I am sure Captain Davis, and others of the 11th precinct who were present, can verify this. Upon leaving, I asked Captain Davis to stop by my office sometime if the opportunity ever presented itself. I repeat that my conversation with Captain Davis of the 11th precinct was very friendly and cordial, and I reiterate this because editorials in the Washington Post and the Washington Star have pointedly, but quite inaccurately, referred to that visit as being anything but cordial.

Reporters from the Star were present throughout the entire time I was in the office of Captain Davis.

I then went to the 14th precinct, and, after touring the station house in the company of Captain Culpepper, I inquired about the Kenilworth disturbance. The captain made a few comments in regard thereto and stated that the participants were, in the main, teenagers, but that some were "young adults." I then stated that, to my recollection, the newspapers had indicated there were no confrontation beween the police and the rockthrowers, that he had kept his men out of the immediate area, but instead, he had requested civilians to go in and quell the disturbance. I asked if the press accounts were true, to which he responded in the affirmative, whereupon I asked why the policemen were ordered to stay out of sight when civilians were asked to risk their lives in restoring order. This was a perfectly reasonable, logical, pertinent, and appropriate question which I, as chairman of the Appropriations Subcommittee on the District of Columbia, had a right to ask. The captain answered by saying he had gone into the area, and, having done so, had decided not to send in his men. I again asked why. His response was only that he "would not shoot a 14- or 15-year-old boy." I reminded him of his previous statement that "young adults" had participated, but his only reaction was that the decision not to use his police officers was his decision, he thought it was the right decision, and he "would not shoot a stupid 16-year-old boy." He would not explain the facts or reasoning behind his decision, nor did he reveal the relevancy of "shooting a 14- or 15- or 16-year-old boy" to my question regarding failure to use police officers to put down violence and arrest the offenders to whom he himself has referred as "hoodlums" and who were responsible for what he himself has called a "major public disturbance."

I expressed then, and I reiterate now, my strong feeling that the police should have been sent in to restore the peace, make arrests, and give protection to law-abiding residents, defenseless motorists, and to firemen who went into the area in response to false fire alarm calls.

Mr. President, I suppose it is not entirely beyond the realm of speculative possibility that, in a given riotous situation, circumstances could be such that a decision to withhold police action might somehow be justified, but, unless a more complete, more relevant, more justifiable explanation can be given than that which was advanced by the 14th precinct captain, it will remain inconceivable to me that policemen should be prevented, by their superiors, from doing their duty to enforce the law and restore peace and tranquility in an area where violence has erupted.

The issue is not whether the captain would or would not shoot a 14-year-old boy. This may or may not be a plausible position for the captain to maintain, depending upon the circumstances in a given situation. In any event, teenagers are taken into custody every day in this city and elsewhere without being shot. Teenagers do not have a license to destroy property, assault pedestrians, throw stones at passing motorists, and terrorize an area of the city. The basic question is why were policemen at No. 14 kept by their captain from going into an area where passing motorists were being assaulted, firemen answering false alarm calls were being attacked, and the lives of law-abiding citizens were being endangered. The captain offered the explanation that it was "useless to send policemen in chasing speedy, fleet-footed youngsters at 1 a.m., when they can neither be caught nor positively identified as having thrown missiles."

If police cannot identify fleet-footed youngsters, then how can the civic leaders and antipoverty workers who were called in do so?

How can police identify the offenders if police are ordered to stay out of sight?

Is the captain's statement to be accepted as meaning that 1 a.m., is a "blind spot" in this city's police protection, and that speedy, fleet-footed youngsters will hereafter be free to commit acts of violence at such an hour because "it would be useless to send policemen in chasing them"?

As chairman of the Senate Appropriations Subcommittee on the District of Columbia, and as a concerned citizen who is appalled at the growing breakdown of law and order, I am disturbed when I read that a police captain orders his men to stay in the background and requests civilians to perform the task of restoring peace in an area where violence is occurring. I am even more disturbed to have noted in the August 23 Washington Star that "such an outbreak" had been "anticipated" by 14th precinct police who "long ago planed to use adult leaders rather than police to put down the disturbance, according to Captain Culpepper." So, in the light of the Star report, the captain's statement to me that he "would not shoot a stupid 16-year-old boy" as a reason for sending in civic leaders instead of police, at least appears to have been an evasion, because it had all been "long ago planned" that way.

Here was a situation wherein, according to the press, nearly 200 Negro youngsters were involved in a 4-hour disturbance from 10:30 p.m., on August 22 to 2:30 a.m., on August 23. In reality, the police had received radio runs as early as 8:34 p.m., for "disorderly boys," and at 9:04 p.m., and again at 9:42 p.m., scout cars were dispatched to the same general area to investigate complaints of a similar nature. At 9:43 p.m., the police responded to a false fire box at 45th and Quarles Streets NE., at which time a large group of teenagers were seen roaming the area and throwing objects. The Star of August 23 quoted Captain Culpepper as saying rocks and debris were thrown indiscriminately "at almost anyone and everyone who happened to be in the area." Several trash fires were started, and bands of youths milled about "throwing everything they could get their hands on."

Passing automobiles were stoned, and District Fire Department trucks were pelted when they responded to two false fire alarm boxes in the Kenilworth Courts public housing development. Reports were received that "Molotov cocktails" were being thrown into the roadway. Reliable information has been received by the police that the participants in the disturbance not only had Molotov cocktails, but also had knives and guns in their possession.

The 14th precinct received numerous calls from motorists and residents of the Kenilworth area to the effects that objects were being thrown at passing pedestrians and autos and that the contents of sidewalks trash receptacles were being ignited and thrown onto Kenilworth Avenue. One Negro motorist, whose windshield was broken by a thrown object, was atacked by more than a dozen Negro youths when he went to a telephone booth to call the police. He was hit on the head with a baseball bat by one of the young hoodlums, and was later treated at District of Columbia General Hospital for minor head injuries. Here was a Negro mortorist who wanted and needed and deserved police protection. Did he get it? No. Why not?

The Washington press has had much to say of late regarding "the relationship of police to residents" of the 14th precinct, and that relationship has been labeled as "the finest in the city." The Post of September 3 stated that "the 14th precinct, almost totally Negro, has long been considered the city's model in community relations." If we are to believe that the relationship between citizens and police was so fine, why then, did the rock throwers have, as "one of their purposes," the "drawing of policemen to Kenilworth Courts for a clash," as one youth was quoted by the press? Then, too, if police and citizen relationships were so fine, why did the precinct captain not send in his men? Surely they would have received cooperation and would have been treated with respect by those with whom they enjoyed such fine relations. Perhaps the way to promote such continued good relations is simply to keep the police in the background and let them make no arrests when trouble erupts and crimes are committed. Good community relations are, indeed, an important factor in the equation of law enforcement. But are we to believe that the promotion of good community relations is the primary purpose for the existence of police departments? No. The first and fundamental duty of the police is to maintain order, enforce the laws, arrest lawbreakers, and protect the citizenry against those who would disturb the peace.

The citizens who finally brought the situation under control, at the request of Captain Culpepper, are to be complimented, of course, but they are not employed to put down violence and risk their lives while doing so. Suppose one or more of those citizens had been killed while trying to restore order? Why do we have policemen if they are not to act when violence erupts in an area of the city? The responsibility of the Police Department, as I have said, is to maintain peace and good order, arrest lawbreakers, and protect defenseless law-abiding citizens. Yet, the police cannot fulfill this responsibility if they are ordered by a superior to stay in the background.

The question arises, What area of the Nation's Capital will be next? There are other questions, too. Whose windshild will the next brick come sailing through? Who will be the next motorist to be assaulted by a dozen roughnecks shouting obscenities and wielding ball bats?

Will the police be around to restore order, arrest the profane rockthrowers, and protect residents and motorists, firemen and ambulance drivers from hoodlums, or will the police be ordered to stay in the background while civic leaders and antipoverty workers are called in to do the job?

The public has a right to know the answers to such questions, because it is the public welfare which is endangered by these eruptions of violence in the streets of this city and other cities.

The public has a right to know whether it is going to be given police protection in return for its tax dollars that are paid to maintain police departments. This is the basic issue. Is the public going to be protected?

The important question is not, as some segments of the Washington press have sought to define it, whether a Senator has a right to criticize a police captain for being apparently derelict in his duty. The question is whether the law-abiding citizens of the city are going to be given the police protection to which they are entitled when they need it or whether, conversely, they are going to be left defenseless in their homes, in their places of business, on the streets, and on the highways.

This was the basic question which motivated my interrogation of the 14th precinct captain, and it is one which citizens would do well to ponder. For, if defenseless citizens are to be denied police protection, if citizens are to be placed at the mercy of bottle-throwing toughs and brick-throwing hoodlums, how long will it be until all peace-loving citizens start arming themselves? If they can't get protection one way, they will get it another, and every man will eventually become a law unto himself. Disorder will then be compounded.

The Washington Star, a normally reliable and responsible newspaper, ran an editorial on September 6, referring to me as having made "intemperate, abusive visits to the troubled 11th and 14th police precincts," and stating that I had stormed into the station houses and had "sharply condemned the precinct commanders' judgment in their handling of recent disorders," all of which, according to the editorial, "was grossly unfair to the men concerned."

Yet, the fact is, as I have already stated, my meeting with the 11th precinct captain was cordial and friendly, and I voiced no condemnation of him in the handling of recent disorders in the precinct. For one thing, the disturbances in No. 11 were not even discussed by us, and moreover, they erupted prior to Captain Davis' being sent to that precinct. Star reporters heard my entire conversa-

tion with Captain Davis, and there is no reason why my visit to No. 11 precinct should have been so inaccurately described.

The Star also voiced the opinion that the forthcoming budget hearings "are the proper forum" for my attention to police matters. No one has been more thorough than I in conducting hearings on the Police Department's appropriation requests and the requests of other departments of the District of Columbia government, but I also consider it helpful and important, in discharging my duties as chairman, to visit and talk with the departmental people who never get a chance to appear in the forum of formal budget hearings. Over the years, I have found that such on-site visits are beneficial and they help me to better understand the problems and needs of the city. So, while the hearings are, indeed, a "proper forum for—my—attention." I have never felt that they should constitute one's sole source of information.

The Washington Post, in a September 3 editorial, entitled "Playing With Dynamite," made reference to my "interference in the operations of the Washington Police Department" and went on to aver that I had "engaged in nothing less than the encouragement of mutiny and the incitement of violence." The words "incitement of violence" are strange words from a newspaper which consistently champions the civil and constitutional rights of chronic criminals and ragtag beatniks, and they might more appropriately have been applied to those militants who talk of setting fire to District of Columbia business establishments, the owners of which oppose home rule or to the hoodlums who descended upon the 10th precinct police station last September threatening to hang the policemen who had taken four juveniles into custody for playing football in an alley.

As to "interference in the operations of the Washington Police Department." this is a charge which can better be laid, by the Post, at the doorstep of some of the self-appointed civil rights militants and so-called antipoverty workers in certain areas of this city. It is they who have exhorted people to take direct action. It is they who have organized demonstrations at some of the police precinct stationhouses.

I do not join the unruly mobs that gather on street corners to interfere with a police officer who is doing his duty. I am not among those who descend upon stationhouses to demand the release of lawbreakers who assault police officers.

As to "interference in the operations of the Police Department," I seldom have any contact whatsoever with the District Building, with Chief Layton or any of his subordinates, except when budget hearings are approaching, and these men will, I am sure, be glad to verify this. And as to Mr. Horsky at the White House, and any possible "interference" via his office, I am not conscious that he is even on the payroll except when I occasionally read in the press that he has attended some meeting with civil rights functionaries, et cetera.

The Post editorial went on to score the 12 police officers who recently visited my office to complain that they were being discriminated against because they were white. Their conduct, "in appealing to a Senator over the head of their commanding officer," was, according to the Post, "reprehensible," as was mine "in taking up the cudgels" in their behalf.

"The policemen ought to be cashiered, or at the very least sent to the boondocks—"

Said the Post editorial, which went on to say—

"Unhappily, the Senator cannot be dealt with in the same way."

Happily, Mr. President, there are some individuals in public life who are not intimidated by unfair and snide editorials and who wear no man's collar but their own. Just as importantly, while there are proper channels through which policemen should appropriately make known their complaints, we still live in a Republic which assures those same policemen that they have a right to bring their complaints to the attention of a Senator or any other public official if they wish so to do.

The Post editorial deplores "Senator BYRD's brand of harshness"; yet, it evinces a peculiar brand of harshness all its own when it suggested that the 12 policemen be "cashiered" or "boondocked." And for doing what? For exercising their constitutional right of petition, of all things. How could a newspaper which is a recognized and zealous champion of first amendment rights of lawbreakers suggest the denial of the first amendment rights to men who are sworn to uphold the law?

Perhaps the Post editorial writer is not familiar with chapter 12, section 652 (d), title 5, United States Code, which says:

"The right of persons employed in the civil service of the United States, either individually or collectively, to petition Congress, or any Member thereof, or to

furnish information to either House of Congress, or to any committee or member thereof, shall not be denied or interfered with."

District of Columbia policemen, of course, are not employed in the civil service of the United States, but their status, with regard to petitioning Congress, or any Member thereof, is not unlike that of Federal civil servants. And just to "make the cheese more binding," as the old saying goes, these District of Columbia policemen, who, according to the sage writer of the Post editorial, should be "cashiered" for having had the temerity to set foot in a Senator's office, are employees of a city over which, by our Constitution, Congress "shall have power to exercise exclusive legislation in all cases whatsoever." Is the office of a Member of Congress, then, to be declared off limits for District policemen?

The policemen came to my office unannounced and uninvited. But they came seeking to talk with me, and, knowing, as I do, the problems that confront policemen almost everywhere and particularly in this city, and, respecting, as I do, the men who lay their lives on the line daily for all of us, I agreed to see them.

They stated their case. I told them I would lay their complaint before their superiors for their consideration and attention, and the group went away. I have kept my promise to them.

I do not encourage policemen to go over the heads of their superiors. In fact, I recommend that they proceed through channels, after which, if grievaces are not justly dealt with, other steps may then be taken. But simply because there are certain superiors to whom a policeman should first go, in the protection of his job and seniority rights, this does not make that policeman a fitting candidate for punishment if he chooses to exercise his rights assured to him by the Constitution. And should he be punished for so doing, many and strong will be the advocates who will rise in his defense, let there be no doubt about that.

Suppose 12 policemen were to be cashiered, in line with the Post's suggestion, From where, and how, will a department which has never been able to meet its fully authorized strength of 3,100 men, be able to replace the 12 and others who would follow? A police department which had 227 vacancies at the end of August can ill afford to lose 12 more men.

This attrition was lamentably recognized, although belatedly, by none other than the Post in an editorial on September 9—an editorial which was no doubt precipitated, to some degree at least, by the surprise visit of threescore and ten police wives to the Post on the preceding day in protest against the "unfair and biased editorial" "Playing With Dynamite." Overnight the Post became the stanch defender of brutal policemen who must often face danger, and even death, "in protecting their fellow citizens from crime and from mob madness." Strangely enough, my criticism of the 14th precinct captain was precisely for his failure to allow police officers to protect "their fellow citizens from crime and from mob madness."

Mr. President, the truth of the matter is that the police of this city generally feel that they have not had proper support from the press, from the public, and, in some instances, from their superiors.

All too many times the police have been depicted as brutes, but seldom does the press relate the abuse to which the police are subjected by the very people who are always yelling police brutality. Let a policeman place under arrest one of the young toughs in certain areas of this city, and the individual arrested will often yell "police brutality," whereupon a threatening, taunting mob immediately gathers, seemingly out of nowhere, and the policeman is hard put not only to maintain his arrest but also to escape without harm to himself. If he himself is not physically attacked by the mob, as so often happens, he at least finds himself the object of the most scurrilous abuse from loud-mouthed profane rowdies, and he can be sure that he will have to write detailed reports and be prepared to defend himself against charges of police brutality.

Not infrequently the policeman is set upon by these howling mobs, knocked to the ground, kicked and beaten, and sent to the hospital. Yet, he, the policeman, is exhorted by editorial writers, by the social planners, and by militant civil rights and antipoverty spokesmen to go out of his way, so to speak, to promote "better understanding in the community." Always it is the policeman who is the culprit. It is he who must take lessons in human relations. If there are community tensions, the police are to blame and only the police can act to relax those tensions. Seldom is any responsibility to be placed upon the rock-throwers, or upon those who hurl the vilest of obscenities at law enforcement officers. There is a little suggestion that good community relations must be a two-way street.

Oh, no. Heaven forbid. It is the harried, underpaid, pilloried police officer who must do all the bending. But the young savages who carry razors and switch-blade knives, and who hurl bricks at policemen as readily as they hurl curse words—they are to be excused because they are the products of poverty. An affluent and callous society is to blame, because it has failed them and passed them by. They are the pitied objects of the mushiest of maudlin sentimentalism while the friendless policeman is the target of obloquy and calumny.

Almost daily we hear new ideas voiced as to how the police should conduct themselves so as to win the respect of citizens They should attend block parties, play ball, and the Lord only knows what they will be asked to do next in order to get along with the young militants.

Mr. President, the place to teach respect for the police is in the home. The police, of course, have to conduct themselves in such a way as to earn the respect of citizens, but the police should not be made to bear the whole burden. Parents, whether in the lower income levels or in the middle and upper levels, should teach their children to respect the policeman. Civil rights leaders should insist that the people, for whom they profess to speak, obey the laws and treat police officers with respect. The same message should be preached from the pulpits, and it should flow from the pens of editorial writers and from the lips of public officials until it is indelibly impressed upon all of the citizens, not only in this community, but also throughout the land.

The law-abiding citizen need have no fear of police brutality. And, speaking of police brutality, the term nowadays goes beyond the use of physical force. A mere word from a policeman is often enough to set in motion unwarranted charges of police brutality. The truth of the matter is, Mr. President, there are just some people who want to be above the law. They simply resent anything or anyone who is symbolic of authority.

My study of the police problems of this city has shown me that the oft-reported charges of police brutality are usually phony and can seldom be substantiated. Yet, the police officer is constantly harrassed by these spurious charges and, as a result, an inordinate amount of his time must be spent in filing detailed reports just in case the issue of brutality arises. The paperwork involved constitutes not only an expense but also a deprivation of police protection to the citizens inasmuch as the time spent in preparing lengthy written memorabilia could otherwise be spent by the policeman on the street. This is a matter of proper concern to every citizen, especially in view of the alarming increase in crime and the appalling decline in police clearances, or solution of crime.

While the number of reported serious crimes in the Nation's Capital increased from 31,094 in fiscal year 1964 to 37,136 in fiscal year 1966, the actual number of police clearances decreased from 12,859 to 10,984. In other words, whereas the police were able to identify the criminals and make arrests in 41 percent of the crimes in fiscal year 1964, the police clearance figure dropped to 29 percent in fiscal year 1966.

On last Tuesday, it was reported that the police clearance rate, in the District of Columbia, was down to 26.7 percent for the 12-month period ending with August 1966. It was also revealed that the number of crimes committed in August, in this city, represented a 134-percent increase over June 1957.

As I have already indicated, there is a widespread feeling among the police, and I have talked with literally scores of them privately, that they do not get proper backing from some of their supervisors. Many policemen feel that they do not receive the moral support they deserve from the District Building, and that too much influence is wielded by civil rights forces.

Of course, there is the additional matter of police salary increases. A pay increase is a necessity and will provide a real shot in the arm for the policemen. But a pay increase alone will not solve the growing morale problem and the concomitant problem of attrition in the Police Department.

The police must be given the strong moral support and backing which they deserve from superiors and from the people, the press, the District Building, the White House and Congress, if the morale problem is ever going to be solved. And, in the final analysis, if such support is not given, it is the public which will suffer.

Moreover, the lawless elements and young hoodlums must be dealt with firmly, and, if violence erupts anywhere in the Nation's Capital, prompt action should be taken to effectively deal with it. There is no logical reason why law-abiding and peace-loving citizens in the community should ever be deprived of police

protection and left to the mercy of howling, profane mobs of arsonists and rock-throwers. We have a very capable Police Department, and there are additional well-trained and well-equipped personnel readily available for putting down any civil disturbance. If these forces are not equal to the task, Fort Myer, Fort Belvoir, Fort Meade, and Fort McNair are not far distant, so the seat of this great government of laws need not surrender, now or ever, to the forces of insurrection and rebellion against law and good order.

The time is at hand, in this country, for a cessation of the pampering by the press and by public figures to which the rebellious and lawless elements have become increasingly accustomed. Being poor is no justification for being disorderly, and the right of lawful petition is not a license to riot. Nor was the anti-poverty program meant to be a rehearsal for rebellion against constituted authority, and I am sure that it was never the intent of Congress for antipoverty moneys to be used in the employment of people to foment unrest and organize demonstrations against the police, such as we have seen occur in the 11th precinct as reported in the press, or, for that matter, against the Welfare Department or other government departments or officials.

In my judgment, officials within the OEO and the UPO who are responsible for the proper administration of the antipoverty program should exert every conceivable effort to investigate the recent activities of persons connected with Southeast Neighborhood House whose salaries are being paid from antipoverty moneys and who, according to press reports, have helped to generate or have participated in recent disturbances in the area and demonstrations against the police.

Moreover, those who resort to violence should be punished instead of rewarded with Federal handouts of public moneys. After all, a criminal trespass is a violation of law, and assault and battery and the willful destruction of private and public property are crimes for the commission of which the individual should be punished regardless of his race or his economic status.

It has become quite commonplace to hear the most dire predictions that if a certain area is not given a swimming pool or some other recreational facility, violence will occur. Yet, it is not without some significance that three of the most recent outbreaks of public disorder in this city have occurred at a place or during an event intended to be recreational in nature. I refer to the November 22, 1962, District of Columbia Stadium riot, the August 5, 1965, carnival riot, and the Glen Echo Park riot of last Easter Monday.

Eighty-degree temperatures and the lack of a swimming pool in every other city block are nothing new, and there are millions of youngsters, Negro and white, who do not have the luxury of recreational facilities and whose parents have incomes well below the arbitrary poverty level established by the Federal Government, yet they do not resort to violence or the threat of violence. Perhaps it is appropriate to recall that millions of immigrants have come to this country, unable to speak and understand the English language, who have suffered discrimination and deprivation; yet, they have not taken to the streets, nor have they resorted to or threatened violence. Instead they have worked and conducted themselves in such a way as to earn the respect of everyone, and, in most instances, they have raised themselves by their own bootstraps to the point where they have provided well for their own families and have made valuable contributions to the community. The same can be said of many of our fine Negro citizens who have diligently and patiently toiled, who have succeeded in improving their own economic lot, and who have been a credit to their race.

It is a grave mistake to encourage any element, any group, or any race within our society, to believe that it can get what it wants simply by resorting to force and violence. It is a mistake to encourage any group or race to feel that, because of its race or its economic status, it is privileged to disturb the public peace or create public disorder. To accede to unreasonable demands only encourages new demands of greater unreasonableness.

It is a mistake to temporize with lawbreakers, and the failure to make arrests out of fear of retaliatory riots simply cannot be condoned. We just cannot afford to surrender to mob pressure or mob rule, whether the mob be black or white, and the soon the press, the people, and public officials take a firm and uncompromising stand in support of the police and against further mollycoddling of troublemakers, the better it will be for the community and the country.

A first duty of very citizen is to obey the law, and a first duty of government is to enforce the law.

These principles were enunciated by Aristotle centuries ago. To quote from his Politics:

"In all well-organized governments there is nothing which should be more jealously maintained than the spirit of obedience to law, more especially in small matters. For lawlessness creeps in unperceived and at last ruins the state, just as the constant repetition of small expense in time eats up a fortune."

There must be a genuine revival of respect in this country for the police and for orderly processes. There must be a reawakening of individual responsibility. There must be a growing impatience toward those who advocate public disorder, as well as toward those who, by word or by pen, promote sympathy for lawbreakers and encourage other people to think that because of their race or their economic status, they have a special mission or peculiar right to resort to direct action and violence. There must be an insistence upon respect for, as well as by, the police, and the duties of citizenship must be held to be as sacred as are the rights of the citizen.

Unless the growing trend toward lawlessness is checked, unless orderly processes take the place of growing disorder in the streets, unless men and races of men restrain their passions and substitute uninhibited reason for uncontrolled emotions, and unless peoples are made to understand that diligence and honest toil will receive their just rewards while force and violence cannot pay, then this Republic has entered into an eclipse out of which there can be no return to its former bright and scintillating glory.

Mr. President, I ask unanimous consent to have printed in the RECORD a number of items which I shall enumerate at this point:

The news story which appeared in the August 23 Washington Evening Star reporting on the 14th precinct violence.

A news story from the August 24 Washington Post regarding the outbreak of violence in the area of the 14th precinct.

An August 25 news story from the Washington Star concerning the 14th precinct fracas.

An August 23 news story from the Washington Daily News regarding the 14th precinct rampage.

A Post news story of August 25 quoting Capt. Vernon H. Culpepper as saying, with regard to participants in the 14th precinct rock-throwing fracas, "We know who those fellows were and we're going to get them."

The September 1 Washington Star account of my visit to the 11th and 14th police precincts.

An editorial, "Playing With Dynamite," from the September 3 edition of the Washington Post.

A Post news story of September 3, entitled "Layton Now Will Talk to Anacostia Probers."

An editorial titled "Order in the City" from the September 6 edition of the Evening Star.

A Post news story of September 8 concerning my continuing visits to police precincts.

A news story from the September 9 edition of the Washington Post concerning an "unannounced visit to the Washington Post" by 70 wives of policemen "to demand more support for their husbands."

A letter which was presented by 70 wives of District of Columbia policemen to the Washington Post criticizing the September 3 Post editorial, "Playing With Dynamite." The police wives' letter appeared in the September 9 edition of the Post.

A Post editorial, "For the Police," from the September 9 edition of that newspaper.

A Post editorial of September 9 titled "Exodus of Policemen."

An August 19 Washington Post news story which referred to "William Michaels, a Southeast House staffer, who organized an orderly demonstration around the police station," meaning the 11th precinct, and which also referred to "Walter Williams, a Barry Farm resident and member of Rebels With a Cause, an organization financed by the city's antipoverty agency."

An Evening Star story of August 30 which referred to William M. Michaels, a Southeast neighborhood worker who "drove two groups of youths to the station house," meaning the 11th precinct station house, "to stage a peaceful demonstration following the arrest of two persons."

A news story by Larry A. Sill, Star staff writer, referring to William M. Michaels, a Southeast neighborhood house "community organizers," who "ad-

mitted he helped organize an antipolice demonstration and transported two carloads of pickets to the 11th precinct station."

A Star news story of September 3 which referred to "a United Planning Organization worker, who police described as a 'constant antipolice instigator.'"

A transcript of a recent telecast, "Dimension Washington," a presentation of WRC and WRC–TV News and Public Affairs, quoting Walter Williams, whose salary, according to the newscast, "is paid by the UPO, which is an arm of the Government's war on poverty," as saying that "antipoverty workers should be in on the action," referring to "demonstrations or in leading civil disobedience as a violation of laws." Mr. Williams was also quoted as saying "if there is not any disorder, you do not get no attention."

A letter addressed to me on August 31 by Commissioner Walter N. Tobriner, together with accompanying correspondence dated August 30, from James G. Banks, Executive Director, UPO, relative to Mr. Pharnal Longus, whose salary of $9,550 per year is paid by the Southeast House with funds provided by UPO under a grant from OEO, and also with reference to Mr. Phil Perkins, whose salary has been paid with funds provided the Southeast House by UPO under a grant from OEO. Mr. Perkins was recently dismissed from employment but has appealed this action.

A memorandum addressed to Chief James M. Powell, U.S. Capitol Police, by Lt. W. W. Kirby and Sgt. W. C. Hall, under date of August 11, with respect to a visit by Pharnal Longus, and other persons, to my office in the Old Senate Office Building.

A news story from the June 14 Evening Star reporting on the picketing of my home by relief clients, who had received instructions on their moves "by Phil Perkins, a neighborhood organizer for the United Planning Organization."

A news story from the August 27 Washington Star referring to the firing of Philip J. Perkins. Perkins was quoted therein as saying he was fired because of his "commitment to radical social change."

An August 16 Washington Post story concerning the recent Anacostia disturbance. The story stated that the original demonstration "apparently was organized by William Michaels, 24, a poverty program worker at Congress Heights Development Center, a UPO organization—which—provided the youths with signs and two cars."

An August 23 column by William Raspberry referring to Pharnal Longus, a "community organizer at Southeast House," as having encouraged certain members of the "Block Boys" to become involved in the 11th precinct "ruckus." The column also refers to "intimations by Commissioner John B. Duncan that Southeast House, one of the city's eight neighborhood antipoverty centers, might have had a role in fomenting" the outbreak.

Ralph Fertig, Director of Southeast House, according to the column, "insists on the value of having poor people take an active part in confrontations with authority."

A news story from the Washington Post of September 18 with reference to rock throwing at police scout cars in the 11th precinct on the evening of September 16. The story said that there were no arrests.

A table showing the number and category of part 1, offenses committed during fiscal years 1964, 1965, and 1966 in the District of Columbia.

Data as to the actual part 1 offenses and part 2 felonies cleared in the District of Columbia in fiscal years 1964, 1965, and 1966.

A table showing the crime clearance rates by month, in the District of Columbia, during calendar years 1960, 1961, 1962, 1963, 1964, 1965, and part of 1966.

A table showing the percentage of part 1 offenses cleared prior to the Mallory decision as well as after the Mallory decision, the time period being fiscal year 1952 through fiscal year 1966.

There being no objection, the material was ordered to be printed in the RECORD, as follows:

[From the Evening Star, Aug. 23, 1966]

YOUTHS STONE POLICE IN KENILWORTH STRIFE

(By Walter Gold)

Violence erupted in the area of Eastern and Kenilworth Avenue NE last night and early today as scores of Negro youths, many of them girls, threw rocks and bottles at passing motorists and District firemen.

One motorist was slightly injured during the 3-hour disturbance which, at its height, involved nearly 200 rock-throwing youngsters. Adult Negro leaders,

hastily summoned by police, managed to disperse the youths as nearly 50 policemen from Washington and Maryland stood by.

In addition to stoning passing automobiles, the youngsters pelted several District Fire Department trucks when they responded to two false fire alarm boxes in the nearby Kenilworth Courts public housing development. None of the firemen was injured and no damage was reported to their equipment.

ORIGIN UNCERTAIN

What started the disturbance, the second in a week involving large groups of rock throwers, was not clear.

"All we know is that it was not a racial incident nor was it directed against the police," reported Capt. Vernon H. Culpepper, commanding officer of the 14th Precinct. Culpepper said rocks and debris were thrown indiscriminately "at almost anyone and everyone who happened to be in the area."

The precinct commander said there are three rumored reasons for the outbreak—an alleged "gang war," the shooting of a Kenilworth youth by a bus driver and dissatisfaction with recreation facilities in the area.

"Perhaps the best explanation we can give at this point," Culpepper said, "was that it was just a darn hot and muggy night, too hot to sleep, and the kids took to the streets without anything to do but get in trouble."

ADULTS PRAISED

The captain praised the adults who "stopped the kids cold" without police assistance. No arrests were made and property damage was described as "very light, mainly a few broken or cracked car windows."

Police officials and adult community leaders pieced together this account:

Throughout the evening, youths in small number dropped rocks and bottles on automobiles from atop the Eastern Avenue overpass at Kenilworth Avenue NE. Police were called to the intersection several times, as they are frequently during summer evenings, to disperse the youngsters.

DISTRICT OF COLUMBIA FIRE APPARATUS IS STONED BY YOUTHS

Then, at 10:27 p.m., a boy pulled the fire alarm box at 45th and Quarles Streets NE. Minutes later, firemen reported that they were being stoned by "lots of kids." Seeing no blaze, the firemen left quickly. Police drove in and the youths scattered.

By 11 o'clock the youngsters had reassembled three blocks away at the Eastern Avenue overpass. Trying to avoid a direct conflict with the teenagers, many of them young girls, police blocked off Eastern Avenue and both the north and southbound lanes of Kenilworth Avenue, depriving the youths of automobile targets.

CIVILIANS SUMMONED

It was at this point that police decided to "contain the disturbance" and wait for the arrival of adult civilians, who included ministers, civic leaders and Recreation Department roving leaders.

More than two dozen Washington policemen took up positions about a block from the intersection as an equal number of Prince Georges County and Maryland State officers did the same. Traffic was rerouted from some streets in the area for nearly two hours although Kenilworth Avenue was reopened shortly after midnight.

At the height of the disturbance, bands of youths milled about the intersection, "throwing everything they could get their hands on," one police official said. The youngsters also started several small trash fires, which eventually burned themselves out.

One motorist, whose windshield was broken by an object thrown in the 1500 block of Kenilworth Avenue NE, was attacked by more than a dozen youths when he got out to inspect the damage.

The driver, Lance Swain, 20, of the 4700 block Blaine Street NE, told police that one of the Negro youngsters hit him in the head with a baseball bat. Swain, who is also a Negro, was treated for minor head injuries at District General Hospital and later released.

Another driver, Howard V. Dove, 35, of the 2500 block Iverson Street SE, reported that his car was struck by several rocks as he drove on Eastern Avenue near Olive Street NE about midnight. Dove, who is the only white person reported attacked by the youths, said damage to his car was "minor."

"The kids didn't seem angry at anyone the whole time," commented Inspector Otto Fuss, ranking police official at the scene after 11 p.m. "The teenagers laughed and shouted a lot . . . there seemed to be as many girls involved as boys . . . there were broken bottles and rocks all over the streets."

Anticipating such an outbreak, 14th Precinct Police long ago planned to use adult leaders rather than police to put down the disturbances, according to Capt. Culpepper. Last night, the roving leaders from the Recreation Department and at least two officials of the National Capital Housing Authority were instrumental in dispersing the youths, Culpepper said.

Also at the scene were Mrs. Ruth Bates Harris, executive director of the Commissioners' Council on Human Relations, and Police Captain Owen W. Davis and Tilman B. O'Bryant, both of whom were detailed only yesterday to the troubled 11th Police Precinct to give the Southeast area Negro police leadership.

NEW ALARM SOUNDED

Just as police and adult leaders thought they had the situation under control early today, the fire box at 45th and Quarles Streets NE was pulled again at 1:50 a.m. This time, only Engine Co. 27 responded to the box while other firemen were stopped by police several blocks away.

Some rocks were thrown at Engine Co. 27 before the firemen discovered that the alarm again was false. Throughout the night, small trash fires were started in the Kenilworth Courts development but all were extinguished by adults.

The disturbance never spilled over into Maryland. A meeting was to be held later today in Kenilworth Courts to discuss the incident.

Capt. Culpepper said he heard that members of the Decatur Street Gang from Northwest-Northeast Washington had come over to the Kenilworth area last night "to see some girls" and to back the Northeast group in a dispute with another nearby gang.

Another reason to which the outbreak was attributed was an incident late Saturday night in which a D.C. Transit bus driver shot and wounded a Kenilworth youth. The driver, Ivory M. Carey, 33, of the 200 block of 19th Street NE, said the youth threatened him.

The youth, Patrick Henry Davis, 20, of the 4400 block Ponds Street NE, was treated for a minor gunshot wound in his right hand at D.C. General Hospital and later released. Carey later was charged with assault with a dangerous weapon at the 14th precinct. Both are Negroes.

Carey's bond was set at $2,000 and his case continued to Sept. 12 when he appeared in General Sessions Court yesterday.

"And the third rumor was that they started throwing things to demonstrate their needs for more recreation facilities," Capt. Culpepper said.

[From the Washington Post, Aug. 24, 1966]

POLICE CURB OUTBREAK IN NORTHEAST—OFFICERS PRAISED FOR HANDLING OF TEEN-AGE CROWD

(By Claude Koprowski and Jesse W. Lewis Jr.)

The unrest that has been plaguing Anacostia spilled into Far Northeast in milder form Monday night, but this time police were being praised by community leaders for handling rock-throwing teenagers without provoking a major incident.

Fourteenth Precinct officers, commanded by Capt. Vernon H. Culpepper, quickly contained the outbreak in the Kenilworth area with the help of adult citizens Culpepper called to the scene.

Unlike the disturbance Aug. 15 in Southeast, when violence followed picketing at the Eleventh Precinct stationhouse by disgruntled youths, there was no direct confrontation between police and residents.

"I thought the police did an excellent job of handling the situation," said the Rev. Edward A. Hailes, executive director of the Washington NAACP and one of the adults asked to help quiet the crowd. "They had no dogs, they had no sticks, and the bulk of the officers were not visible."

There were nearly 200 teenagers involved in the Kenilworth rampage, throwing stones and bricks at motorists, setting small trash fires and sounding false fire alarms. The disturbance lasted from 10:30 p.m. Monday to 2:30 a.m. yesterday.

Culpepper quickly sealed off the area with his men and Tactical Squad reinforcements, detouring traffic to deprive the youths of their targets. He ordered officers to stay in the background and telephoned civic, religious, recreation, hous-

ing and antipoverty leaders with requests that they talk with the youths and try to disperse them.

The Negro teenagers, almost as many girls as boys, had gathered for a gang rumble with youths from Lincoln Heights.

Two of the boys involved told a reporter yesterday that the long-standing rivalry between teenagers in those neighborhoods was heightened Sunday night when a Lincoln Heights boy slapped a pregnant Kenilworth girl and attacked her boy friend. He threatened to return Monday with his friends.

"We were ready for them," one boy said, adding that about 100 youths from the Kenilworth project, joined by an equal number from the the nearby Parkside project, had compiled an arsenal of bottles, stones and firebombs.

When the Lincoln Heights crowd didn't show up, he said, "we were ready to raise hell anyway."

One of their purposes, according to him, was to draw policemen to Kenilworth Courts for a clash.

According to police, after a flurry of minor incidents, in which small numbers of youths stoned automobiles from atop the Eastern Avenue overpass at Kenilworth Avenue ne., someone pulled a fire alarm at 45th and Quarles Streets ne. As firemen and policemen arrived, they were pelted by the growing throng.

Youths milled around the intersection, laughing, shouting and throwing almost anything they could pick up. All but one motorist whose car was hit was Negro.

One of them, Lance Swain, 20, of 4752 Blaine st. ne., was injured slightly when he stopped his convertible after a brick shattered the windshield.

"I went to a telephone booth to call police and then back to my car," Swain said. As he turned on the ignition, a group of shouting teenagers approached him "and I was so scared that my first instinct was to get out of there." When he leaned over to release the emergency brake, a youth hit him on the head with a baseball bat, he reported.

Meanwhile, Culpepper was gathering community leaders—and calling for Prince George's County Police and Maryland State Police to take up positions on the District line—in case his strategy didn't work.

But it did.

"Our citizens were very responsive," Culpepper said.

In addition to Mr. Hailes, the adults who helped end the disturbance included Ruth Bates Harris, executive director of the Commissioners' Council on Human Relations (who earlier in the evening had attended a hearing on the Anacostia disturbance); Isabelle C. Davis, a community organizer for Far East Community Services; Edmund Gardner of the National Capital Housing Authority and his assistant, John Bailey.

Stan Anderson, a Roving Leader for the Recreation Department, turned out to help, as did Willie Mack Jackson of 4326 Douglas st. ne., Raymond W. Branch, owner of the Bar 20 at 1509 Kenilworth ave. nw., and Levin J. Lucas, president of the Kenilworth Men's Club.

While the police stayed in the background, the adults scattered through the area, talking to the teenagers and urging them to return to their homes. No arrests were made.

By about 3 a.m., all was quiet in Kenilworth—a small triangular section of the city just south of the Anacostia River and north of Deanewood.

The post-mortem began at 11 a.m., when Culpepper met with several of his citizen helpers and Joe Cole, District Superintendent of Recreation, at Kenilworth Courts.

Why did the trouble begin there?

It was not racial, Culpepper said, nor was it directed against the police.

He suggested that perhaps the biggest contributing factor was the heat (85 degrees), the humidity (87 percent), and the fact that the youths live in hot, crowded public housing "where sometimes you have as many roaches as people in some of those places."

A reporter's conversations with youths in the area indicated that it was not racial.

However, although the Fourteenth Precinct has a history of good police-community relations, and while adults were praising Culpepper and his men for their "remarkable response" and "good judgment," several of the boys complained about the officers whom they know.

Lack of recreational facilities in Far Northeast—where one-third of Washington's public housing projects are concentrated—was believed to be a factor.

Cole said there is little the Recreation Department can do immediately to provide more services, noting, "We don't even have a budget for 1967. We are handcuffed."

He said the areas' need for "an Olympic size swimming pool" is well known. The only pool in that general vicinity of the city is the one at Kelly-Miller Junior High School at 49th and Brook Streets ne.

Cole discouraged suggestions of a portable pool. "We've had nothing but problems with them," he said. "They're a slight relief, but they don't begin to solve the situation. We can only get about 40 kids in one at a time and the water depth is only 36 inches."

Poor living conditions was offered by one recreation leader as a possible cause of Monday night's outbreak. He said some youths are so hungry that it is not unusual for 18 and 19-year-olds to hang around playgrounds to take advantage of the free lunch program that was intended for smaller children.

Another noted that impacting the area with public housing has produced a ghetto "where there are six or seven kids in the same house, many by different fathers, and they're competing for love." Many mothers can't handle the situation, he said.

[From the Evening Star, Aug. 25, 1966]

KENILWORTH FRACAS LAID TO ABORTIVE GANG FIGHT

(By Walter Gold)

A scheduled gang fight that failed to materialize set the stage for Monday night's indiscriminate rock throwing in the area of Kenilworth and Eastern Avenue NE, a Washington police official concluded last night.

The official, Capt. Vernon H. Culpepper, commander of the 14th Police Precinct, which includes the disturbance area, said the 3-hour outbreak came after a rival gang from the Lincoln Heights area of far Northeast "failed to show up" for a fight with the Kenilworth youths.

The threatened "invasion" caused the Kenilworth youngsters to gather a lot of rocks, bottles and debris for the gang fight, Capt. Culpepper said last night following a meeting with Kenilworth area residents.

"When the gang fight fell through, a small percentage of Kenilworth youths started throwing things at anyone who happened to be in their sights while the rest of the mob cheered them on," the precinct commander said.

MOTORIST INJURED

One passing motorist was slightly injured during the disturbance which, at its height, directly or indirectly involved nearly 200 Negro youngsters, many of them teen-age girls. Some debris also was thrown at District firemen who responded to two false fire alarms from boxes in the nearby Kenilworth Courts housing development. None of the missiles found its mark.

The youths were dispersed by adult Negro leaders as nearly 50 policemen from Washington and Maryland stood by, ready to move in if necessary. No arrests were made at the scene.

However, following last night's post-mortem of the disturbance, Capt. Culpepper told The Star that police now know the identities of the instigators of the outbreak and plan to make arrests. Most of the rock-throwers were juveniles but some were over 18 and will be prosecuted as adults, Culpepper said.

REPORT DISCOUNTED

Only a few of those involved are from neighborhoods outside the Kenilworth area, he said. He discounted earlier reports that the disturbance was touched off because a Kenilworth youth was shot by a bus driver or because the Kenilworth youngsters were dissatisfied with recreation facilities in their area.

Recreational needs were discussed, however, during the two-hour meeting last night at the Kenilworth Courts Community Building at 4500 Quarles St. NE, located near Monday night's disturbance.

Some of the 100 or more youths who attended the orderly session asked for a swimming pool in the Kenilworth area, some outdoor drinking fountains and a pool table for their community building. All of the requests will be taken under consideration, according to Recreation Department spokesmen who said they were in favor of the improvements.

PLEA MADE

The meeting also included a plea for youngsters to stop setting off fire alarms, starting trash fires and stoning firemen.

The "urgent request" came from Sgt. Burton W. Johnson, community relations officer of the District Fire Department, who said:

"We are trying to serve the entire community, something we can't do properly if you or your friends tie us up with needless calls and then attack us when we come running," Johnson said.

[From the News, Aug. 23, 1966]

IN IMITATION OF SOUTHEAST: NE TEENS ON RAMPAGE

About 200 teen-agers in the Kenilworth area of northeast Washington hurled rocks at passing autos last night in imitation of youngsters who had caused a disturbance in the Anacostia area last week. They also turned in a false fire alarm and then stoned the fire engines that drove up.

The youngsters later told community leaders and police that recreation facilities in their neighborhood were not adequate and that the rock throwing was to call attention to the fact that they wanted a swimming pool, the same as was promised to the Anacostia area after last week's disturbances.

Police said rock throwing was sporadic until 10:30 when someone turned in a false fire alarm at 44th and Quarles-st ne. The fire engines were pelted with stones, rocks and bottles by a large band of teen-agers, about half of them girls, setting the stage for other disturbances.

HELP

Police arrived to try to quell the disorder, but the youths broke up into smaller groups and roamed the area, hurling rocks at passing cars on Kenilworth-av.

"I was coming out from the Kenilworth-av underpass at Eastern-Ave. when a brick came thru my front windshield. Thank God, I wasn't hit. I got out of the car with the idea of finding the guy who did it and I saw hundreds of kids—they were everywhere," said Lance Swain, 21, colored, of 4742 Blaine-st ne.

"I called police at a gas station. There was another guy there who said they had torn his car apart. I started back for my car— and I saw them coming for me. I ran and got in and started the engine. They swarmed around the car. 'What did you do in that phone booth,' one kid said. I didn't answer, I just stepped on it. One of them hit me with a bat just as I got moving."

Mr. Swain was treated in D.C. General Hospital for a cut on the head.

District police sent reinforcements and from across the nearby District line, Prince Georges police massed in case the trouble should spill over into Maryland.

But it never did. Confronted with about 40 or 50 District police, the youths retreated at the Kenilworth Courts housing project where John Gardiner, director of the housing project, was able to quiet them and talk to them about their grievances. No arrests were made.

[From the Washington Post, Aug. 25, 1966]

NORTHEAST HEARING NOTES COMMUNITY ILLS, PRIDE

(By Robert F. Greene)

Fierce displays of community pride alternated with strong recitals of neighborhood ills when Far Northeast residents met last night to discuss the reasons behind Monday night's outbreak of rock-throwing at Kenilworth and Eastern Avenues.

During the 4-hour disturbance, bands of teen-agers hurled bricks and stones at passing motorists and police, set trash fires and turned in false fire alarms. One motorist in a stopped car was struck with a baseball bat.

Last night about 130 persons, half of them teen-agers, crowded into a meeting room at Kenilworth Courts public housing project, near the scene of the incidents, to ask why the outbreak happened.

Police Capt. Vernon H. Culpepper, commander of the Fourteenth Precinct, said the Monday night rock-throwing was "not a demonstration." He denounced the

participants as "cowards" and said, "We know who those fellows were and we're going to get them."

To several youthful questioners who cited instances of mistreatment by Fourteenth Precinct policemen, Culpepper said, "We know we're not perfect, but we're trying." He said his door is always open to anyone with a complaint about police misconduct.

The first question from a teen-ager at the meeting was, "When are we going to get a swimming pool?"

A lack of recreational facilities frequently has been cited as one of the major grievances in the area.

Bernard C. Chapman, a retired businessman and civic leader, responded, "I lived in this area 69 years. You don't get things overnight."

Joseph Cole, District Superintendent of Recreation, told the youngsters he sympathized with their wishes but, "It took us eight, nine years to get the Kelly-Miller pool," now the only pool in the vicinity and located at the Kelly-Miller Junior High School.

Michael Harris, a neighborhood teen-ager, drew loud applause when he disputed newspaper reports of hungry youths and poor living conditions in the Far Northeast. "This place is not so bad as they say it was," he said.

[From the Evening Star, Sept. 1, 1966]

SENATOR HITS POLICE ON KENILWORTH RIFT

(By Sheridan Fahnestock and Arthur Golden)

The chairman of the Senate District Appropriations subcommittee confronted the commander of the 14th Police Precinct today and assailed him for "bad judgment" in not sending policemen to quell a rock-throwing outbreak in the Kenilworth section two weeks ago.

"I'm going to find out why officers were not sent in," Sen. ROBERT C. BYRD, Democrat of West Virginia, told Capt. Vernon H. Culpepper, the precinct commander. "What's the function of police if not to protect the citizens?"

Culpepper, who won praise from civil rights groups by summoning adult Negro leaders to quell the disturbance, replied: "I used the judgment I thought best. I will not shoot a stupid 16-year-old boy."

BYRD, his voice rising and his face darkening, declared: "I want the law enforced." The senator earlier had toured the 11th Precinct in the troubled Anacostia area.

Speaking softly, Culpepper said that although his men have made no arrests yet in the outburst, "We're trying to make a fair determination of who is responsible."

Defending his actions during the disturbance, Culpepper said it was useless for policemen to chase speedy youngsters at 1 a.m. when the youths could not be caught or positively identified.

At this, BYRD snapped: "That's baloney. You can't catch anybody unless you go in after them."

After BYRD left, Culpepper was asked how many men he had on hand during the violence, when scores of Negro youths hurled rocks and bottles at motorists and firemen.

"There are a lot of things I feel like saying right now," Culpepper answered. "But all I will say right now is 'no comment.'"

The dramatic meeting between the senator and the captain occurred in the stark, stifling sergeant's room at the 14th Precinct, where BYRD had been driven by Inspector Jerry Wilson. Accompanying them was Harold E. Merrick, chief clerk of a Senate District subcommittee.

HELD EARLIER MEETING

BYRD earlier visited the troubled 11th Precinct and conferred with its commander, Capt. Owen Davis. The stationhouse was besieged by teen-aged rock-throwers Aug. 15 in an outbreak still being investigated by police and a civilian panel.

BYRD asked Davis whether the captain thought that policemen playing baseball with the precinct's youngsters could help reduce disturbances in the area. Such

activities were endorsed Saturday by Commissioner Walter Tobriner, top police officials and Free D.C. leader Marion Barry.

"I question the good that it will do but in the situation over here we've got to try new things," Davis said. "I am a good soldier and will follow my superiors' wishes to the letter."

BYRD also mentioned complaints from white policemen that some of the precinct's Negro junior officers were being promoted to riding in squad cars while white policemen, with more seniority, were being shifted to walking a beat.

Davis said this was a temporary measure to improve law enforcement in the precinct in the wake of the disturbance.

Also at the 11th Precinct, BYRD questioned officers and men about morale. Three of the precinct's officers resigned recently, Davis said, and there are "three or four resignations in the making."

Despite the criticism leveled at both precincts, Davis and Culpepper praised BYRD as a "good friend" of the District police.

[From the Washington Post, Sept. 3, 1966]

PLAYING WITH DYNAMITE

Senator ROBERT BYRD undoubtedly has the power, although hardly the moral right, to play with dynamite in the explosive atmosphere of this city's current racial tension. But he ought to understand that his interference in the operations of the Washington police department present the gravest imaginable danger to human life and public order. He has been engaged in nothing less than the encouragement of mutiny and the incitement of violence.

Police Chief John Layton, however, has not the slightest vestige of a moral right to yield to Senator BYRD. The Senator's meddling, it is true, placed the Police Chief in a most awkward and difficult situation; no local official likes to antagonize the chairman of the Senate's Appropriations Subcommittee on the District of Columbia. But Chief Layton is not responsible to Senator BYRD; he is responsible to the Board of Commissioners and, in particular, to Commissioner Tobriner.

The Senator's conduct in taking up the cudgels for a dozen police officers, disgruntled because their assignments had been shifted, was as reprehensible as the conduct of the policemen themselves in appealing to a Senator over the head of their commanding officer. The policemen ought to be cashiered—or at the very least sent to the boondocks. Unhappily, the Senator cannot be dealt with in the same way.

In addition, Senator BYRD officiously went to two precinct police stations and subjected their commanding officers to a tongue-lashing. He is evidently of the opinion that the way to deal with the wretchedness and the grievances and the alienation of Americans who are poor is the way in which King George III and his colonial governors dealt with them 200 years ago.

We warmly applaud Chief Layton's decision to appear before the Citizens Committee on the the 11th Precinct—whatever efforts Senator BYRD may have made to keep him away. The Chief's testimony is indispensable to the healing task the Committee has undertaken at Tobriner's request. The Committee is entitled to his full cooperation.

Senator BYRD's intervention compounds the damage done recently by the House District Committee in holding up a reorganization of the D.C. Police Force recommended by the District Crime Commission and by the International Association of Chiefs of Police. When the Crime Commission report was submitted to the President, he said that he wanted it to be put into effect within 90 days. There was ample reason for this urgency. The recomemended reforms are directly related to the Police Department's effectiveness in dealing with the kind of racial disorder which has had nearly epidemic proportions in American cities this summer. Delay in this situation is reckless.

This is a difficult and delicate time in Washington's civic life. It is a time for display of the greatest possible patience, tolerance, compassion and understanding—and no time for Senator BYRD's brand of harshness and hatred. Commissioner Tobriner has given the Capital imaginative and forceful leadership in this situation. In the harassment he has experienced and must face from Capitol Hill, he needs and should receive direct and explicit support from the President. The people of Washington now need his help.

[From the Washington Post, Sept. 3, 1966]

LAYTON NOW WILL TALK TO ANACOSTIA PROBERS

(By Harrison Young)

Police Chief John B. Layton said yesterday he is "willing" to testify before the Citizens' Committee on the 11th Precincit.

In making his announcement—shortly after his regular Friday meeting with President of the Board of Commissioners Walter N. Tobriner—Layton prevented total collapse of the Committee's investigation of a rock-throwing incident in Anacostia on Aug. 15.

The Committee voted Thursday to discontinue public hearings until Layton or some other public official would appear.

But Layton avoided taking a position in the argument between 14th Precinct Capt. Vernon Culpepper and Sen. ROBERT BYRD (D-W. Va.) over Culpepper's handling of a rock-throwing incident in the Kenilworth area Aug. 23.

Layton said the "contention" between the Senator and the Captain is "unfortunate" and "regrettable."

Culpepper called on local adults to contain a crowd of rowdy teen-agers and kept policemen in the background. Community leaders praised Culpepper—both yesterday and the day after the incident—saying his strategy averted the violence on the Anacostia outbreak.

BYRD visited Culpepper in his precinct station Thursday and criticized him for condoning lawlessness by making no arrests.

Asked last night if he supported his captain's handling of the incident, Layton replied:

"No. I don't think it would be wise for me to comment."

Asked if this left Culpepper in an embarrassing situation, Layton said:

"What he did was a matter of judgment in the situation that he saw, but that judgment was his and I'm not going to criticize him. But under the circumstances I don't think I should say any more."

Layton said he had "had occasion to talk to Capt. Culpepper" since BYRD's visit, but would not say whether he had discussed the Senator's visit with him.

BYRD also visited the 11th Precinct Thursday, where he questioned acting Capt. Owen Davis about the recent reassignment of some of his men. Twelve of them called on the Senator Monday to complain that they were being bumped out of squad car duty to make room for Negro officers with less experience.

The move is temporary. It was ordered by Deputy Chief Howard F. Mowry, of the Police-Community Relations Unit, the day after the rock-throwing and before Davis, a Negro, took command of the precinct.

Capt. Culpepper won praise from community leaders immediately after the Kenilworth incident, and yesterday morning another group of 20 showed up at the precinct house to tell him to "stick to his guns," whatever Sen. BYRD has to say.

The Rev. Walter E. Fauntroy and half a dozen other representatives of the Coalition of Conscience were there. Mr. Fauntroy told Culpepper the Coalition voted at its regular meeting Thursday to visit him and "express our support for his philosophy of dealing with disorders."

Nathan Robin, president of the Far Northeast Business and Professional Association, arrived to say his group agreed Thursday night—after seeing accounts of BYRD's visit—to express their support of Culpepper's actions once again.

"I think the man's strategy was absolutely brilliant," he said. "I think the cooperation he got from the citizens in the area shows the respect that everyone feels for him."

Also present was a small complement of children. Marianne Hardy, 10, daughter of Willie Hardy, a community leader, said simply that she liked Capt. Culpepper because "he's nice."

"What is he nice about?" she was asked.

"Everything" she replied. "We don't have much trouble in our area. The police are nice to us, and I guess he teaches them to be." The Hardy family lives at 5046 Benning rd. se., eight blocks from the precinct house.

Culpepper smiled as Fauntroy and 14th Precinct residents praised him. He said he was used to citizen support—that police always need citizen support—and thanked the group.

Afterwards, reporters crowded around him with questions. Culpepper said: "Gentlemen, I know you all have a job to do, but in the interests of all concerned, my answer will have to be no comment."

Later in the day, H. Carl Moultrie, president of the Washington NAACP, sent a telegram to Tobriner, calling on him "to back and support the action of Capt. Culpepper, despite the blastings of Sen BYRD of West Virginia."

The 14th Precinct, almost totally Negro, has long been considered the city's model in community relations. Traditionally, the 14th's captains have been officers who have advanced later to roles as force-wide community relations officials, including Mowry and Inspector George E. Causey.

The precinct's doors are open to the community, and civic meetings often are held in the station house.

The 11th Precinct, just south of the 14th, has a different reputation. It is felt that their citizens have been at odds with the police.

On Aug. 15, when trouble erupted in the 11th Precinct, police moved in to snuff it out, and citizens later charged police with brutality, discrimination and general mishandling of the situation.

Eight nights later, an unruly crowd of youngsters started pelting cars with bricks in the Kenilworth area. Culpepper quickly sealed off the area with police and then called Ruth Bates Harris, head of the Commissioner's Council on Human Relations, who went into the area with other civilian leaders to squelch the trouble.

In announcing that he will testify before the Tobriner-appointed Committee on the Anacostia disturbance, Layton said there had been a "misunderstanding" between him and the co-chairmen.

Members of the Committee expected Layton to testify Thursday, but he said he had only promised to try to be there.

Layton said yesterday he would work out with the cochairman whether he would testify in public or closed session. The Committee has its next executive session Tuesday.

Layton said his only stipulation would be that he not discuss anything that might be evidence in a pending court case, either against citizens or police.

[From the Washington (D.C.) Evening Star, Sept. 6, 1966]

ORDER IN THE CITY

Congress' right of inquiry into the affairs of this city is clear, and no member pursues this right more diligently than the chairman of the subcommittee on District appropriations, Senator ROBERT C. BYRD. His desire to see the Nation's Capital a city of law and order is one which every responsible citizen supports.

That desire was not advanced an iota, however, by the senator's intemperate, abusive visits the other day to the troubled 11th and 14th police precincts.

Storming into the station houses, he sharply condemned the precinct commanders' judgment in their handling of recent disorders. Faced with the badgering, the officer stood by and took it. They were in no position to do anything else. It was a sorry performance. And it was grossly unfair to the men concerned.

"I want the law enforced," snapped BYRD at one point. Well, no one wants that more than the police themselves. But a part of the job of getting the law enforced is to reduce community tensions and to evolve mutual feelings of understanding and respect between citizens and the police. There is a new, overdue awareness of this requirement within the police department. And this trend should be encouraged, not attacked. It is especially ironic that one of the subjects of the senator's antagonism was Capt. Vernon L. Culpepper, a white officer who has developed excellent relations with the residents of his virtually all-Negro precinct.

BYRD is widely known as a good friend of the police department, and The Star is in accord with many of the objectives he supports as to what constitutes good law enforcement.

It is no act of friendship, however, for a member of the Senate to impose a further strain on the morale of the police force by running around town yelling at policemen. In our opinion the police, working under the direction of the Commissioners, are doing an effective job. Where there has been deficiencies, improvements are being made.

During his subcommittee's hearings on the budget, BYRD can and no doubt will delve deeply into whatever elements of police organization and personnel policy are disturbing him. The hearings, however, are the proper forum for his attention.

[From the Washington (D.C.) Post, Sept. 8, 1966]

BYRD TOURS POLICE PRECINCTS AGAIN, SAYS HE SEEKS DATA FOR BUDGET STUDY

Sen. ROBERT C. BYRD (D–W. Va.) took his third tour of Washington police precincts yesterday to find out how the officers think the department should be operated. Afterwards, he said:

"I'm not trying to run the Police Department. I just want to know what the men need and what the Department needs so when the budget comes over from the House I'll have a better understanding of what the items are for."

BYRD, chairman of the Senate District Appropriations Subcommittee, opened the series of tours last week by criticizing 14th Precinct Capt. Vernon H. Culpepper for the way he handled a Sept. 2 disturbance. Citizens had applauded his handling of the incident.

[From the Washington (D.C.) Post, Sept. 9, 1966]

NEWS MEDIA NOT PRESENTING POLICE SIDE, 70 WIVES CHARGE

Wives of 70 Washington policemen made an unannounced visit to The Washington Post yesterday to demand more support for their husbands.

Declaring that "pride, dignity and morale" of the Metropolitan Police Department is being stripped away, the wives charged local newspapers and radio and television stations with "never presenting the police side and not understanding the police."

They singled out The Washington Post, where they assembled at 10 a.m., because of a Sept. 3 editorial criticizing Sen. Robert C. Byrd (D-W. Va.) for "meddling" in the affairs of the Police Department. The editorial also was critical of 12 policemen who complained directly to Byrd about administration policies in the 11th Precinct.

The wives—and one policeman's mother—were met at The Washington Post Building by Ben W. Gilbert, deputy managing editor, and Merlo J. Pusey, associate editor, for a meeting in the newspaper's Community Room.

There, Mrs. Jack D. Parr, wife of a K–9 Corps private, read a formal statement critizing the editorial and concluding: "We feel that you have done a disservice to Senator Byrd and the people of Washington with your unfair and biased editorial."

Pusey, representing the editorial page, told the wives the purpose of the editorial was to protest Byrd's interference in police operations. He said Congress makes the laws but their administration is the responsibility of the District Commissioners.

Following the session, Mrs. Patrick M. Buckley, wife of another private and spokesman for the group, said the group had been given "a very honest reception" at The Washington Post.

She and Mrs. Parr described the purpose of the visit with this statement: "We are not here on police brutality or discrimination or anything like this. We're here so the public can be aware of what's going on and to give our husbands moral support."

Later, Mrs. Buckley told a newsman, "We'd say our complaint extends to all Washington news media."

Specifically, the wives complained that news media play up stories that result in demonstrators and lawbreakers being "pampered" but fail to give adequate attention to the problems and indignities suffered by Washington policemen.

"While those people are getting by with this, policemen are getting beaten and kicked," said Mrs. Buckley.

Mrs. Walter Watson, whose husband also is attached to the K–9 Corps, said, "How come nothing is printed about how bad our husbands are hurt? They always say how bad the Negroes are hurt."

There were no wives of Negro policemen present yesterday, but Mrs. Buckley said they had been contacted and some had planned to participate.

Thirty-eight of the wives went directly to Capitol Hill from The Washington Post.

They were unsuccessful there in seeking an audience with Sen. Byrd whom they wished to thank for acting in behalf of their husbands, and with Sen. Alan Bible (D-Nev.), from whom they seek help in guilding legislation through Congress granting pay raises for District policemen.

Byrd is chairman of the Senate's District appropriations subcommittee. Bible is chairman of the Senate District Committee.

Mrs. Buckley said they also intend to take their complaints to the District Commissioners, probably next week "after we get ourselves organized."

[From the Washington (D.C.) Post, Sept. 9, 1966]

POLICE WIVES PROTEST

We criticize the editorial "Playing with Dynamite" in the Sept. 3 edition of The Washington Post, and wish to show our support of Sen. Robert Byrd of West Virginia.

The first paragraph deals with Senator Byrd's power and moral rights. You state he is playing with dynamite, when in reality he is demanding that laws be enforced to protect all citizens, "even" policemen. We feel he and every citizen has the moral right to demand that rioters throwing rocks, bricks, bottles and other dangerous articles at citizens and policemen should be arrested.

In your second paragraph you say Chief Layton is responsible to the D.C. Commissioners and especially Commissioner Tobriner. This is true of course, but is he not a policeman, in fact Chief of Police, in charge of the protection of life and property and for enforcement of the laws of the D.C.? Is it not true also that Chief Layton is responsible for the conduct, safety and welfare of the members of the Police Department?

Your third paragraph states the Senator takes up the cudgels of a dozen policemen, disgruntled because of assignment shifts. You feel these policemen should be punished for going over the head of their C.O. stating that they should be cashiered and/or sent to the boondocks. Unhappily (you say) the Senator cannot be dealt with in this manner. By the grace of God, there are still some that seek the truth without fear of repercussion. Did you check to see why these shifts were made? Did you see if any of the dozen policemen were disciplined? Did you find out who ordered these shifts? The answer to all three questions is, naturally "of course not." Further, we would like to know where in the D.C. are the boondocks? Is it not true these dozen men who were shifted are experienced, white policemen, and shifted only because they are white? As for appealing to Senator Byrd, is it not true that any American citizen has the constitutional right to appeal to a Senator or Congressman when they have been wronged.

The fourth paragraph deals with Senator Byrd's tongue-lashing of the commanding officers and he is compared to King George III simply because he asked why the law was not enforced and lawbreakers arrested, so that decent citizens could use the public streets without fear of being stoned.

During the riot at Kenilworth Avenue and the D.C. line, the Prince Georges County and the Maryland State Police stood at the line with shotguns and K-9 dogs and because of this show of force the riot did not extend into Maryland. We feel the same show of force in D.C. would have ended this riot or disturbance as some organizations call it.

You state the people of Washington need help now and we could not agree more, but tying the hands of the police to the extent of ordering the police in No. 11 Precinct the day after the riot not to make any arrests for fear of upsetting the riotous citizens and thus depriving law-abiding citizens of Anacostia of full police protection, is not help.

In your conclusion you state Senator Byrd and the House District Committee have damaged the reorganization of the D.C. Police Force plan submitted to the President. Doesn't Congress have the right to examine, question and debate such a plan?

We feel the role of policemen during the present times is certainly depressing when he is criticized and even humiliated for doing his sworn obligation, which is the protection of life and property, prevention of crime and the apprehension of offenders. His only consolation is that there are some citizens, such as Senator Byrd, who will listen to legitimate complaints and try to find if they are legitimate.

We feel that you have done a disservice to Senator Byrd and the people of Washington with your unfair and biased editorial.

SEVENTY WIVES OF POLICEMEN.

WASHINGTON.

[From the Washington (D.C.) Post, Sept. 9, 1966]

FOR THE POLICE

We understand—and warmly respect—the loyalty that prompted a group of wives, relatives and friends of District police officers to come to The Washington Post yesterday in protest against an editorial critical of Sen. ROBERT BYRD and of some policemen who had run to him over the heads of their superior officer. We are glad to publish elsewhere on this page today a letter from the group expressing disagreement with our editorial. We think, however, that the loyalty and the disagreement are somewhat misplaced. The editorial was essentially a defense of the integrity and independence of the Police Department.

When policemen go to a member of Congress in an effort to change policies or decisions of their commanding officers, they impair the independence and threaten the integrity of their department. That kind of political interference spells death for a career service. It is peculiarly dangerous in Washington because of the members of Congress, unlike the members of an elected municipal council or state legislature, are not subject to the suffrage of the people who live here. It would be hard to think of a stronger argument for home rule than the irresponsible and unwarranted intervention in the affairs of this community by a man chosen to represent people who live in West Virginia.

Senator ROBERT BYRD took it upon himself in a most high-handed way to rebuke two precinct captains for doing their duty as they saw it. In the face of a tense and difficult neighborhood situation, these captains chose a course of restraint, patience and reasonableness which produced order in place of the uncontrollable violence which has so often followed hardnose, knock-'em-down tactics in other places. We think these captains should have had the prompt backing of the Chief of Police.

This newspaper has frequently expressed its appreciation of the difficulties and dangers of police work. It has often defended the Police Department against reckless and undiscriminating charges of brutality. It has consistently sought better pay, better training, better equipment, better status for the men responsible for law enforcement here. It has felt the deepest sympathy and concern for the courageous men and for the wives of men, who must often face danger, and even death, in protecting their fellow-citizens from crime and from mob madness. It has always championed the independence of a police department under locally elected civilian control. It will continue to do so.

EXODUS OF POLICEMEN

Washington has reason for alarm in the attrition of its Police Department. Last month the force lost 17 privates with less than three years of experience, and the exodus this month appears to be increasing. Three new resignations were turned in Wednesday. Despite all Chief Layton can do to bring in more recruits, it is extremely difficult to maintain the force in good working order under these conditions.

Of course this is not a problem peculiar to Washington. The local force has 241 vacancies; Baltimore has 360. When representatives of the Washington police were trying to recruit men in the Appalachian coal mining area recently, they ran into heavy competition from Los Angeles. Nearly all of the police forces of the large American cities are operating under their authorized strength.

But this fact accentuates the problem instead of relieving it. With competition for recruits so keen, Washington must be in a position to make attractive offers to the limited number of men who are willing to undertake the arduous work of a policeman. At present it is not in such a position.

Ten of the 11 men who submitted resignations in the first few days of this month went to the Prince Georges County force. Prince Georges offers them a higher starting salary, and air-conditioned scout cars instead of foot-patrol duty. Good policemen are needed in the suburbs as well as in the District, but it doesn't make sense to have the Metropolitan Police drained of its manpower for want of adequate pay and good working conditions.

Much is being done by way of training potential policemen and by way of attracting high school graduates into the program. But these measures are defeated in part by the loss of young privates to other jobs. Only a substantial boost in police pay is likely to bring in the needed recruits and to hold them once they are on the force. This would seem to be an essential starting point for the program of better law enforcement in which the President is so much interested.

[From the Washington (D.C.) Post, Aug. 19, 1966]

ANACOSTIA YOUTH GET ROLE IN MELEE PROBE; AREA CENTER QUIZZED

(By Jesse W. Lewis, Jr., and Harrison Young)

District Commissioner Walter N. Tobriner yesterday gave the young people of Anacostia one of the things they wanted, a major voice in the committee that will try to determine why the police station there was stoned Monday night.

Walter Williams, 20, a Barry Farm resident and member of Rebels With A Cause, an organization financed by the city's anti-poverty agency, will come in on equal footing with the other two co-chairmen, banker Henry K. Willard II and Urban League chief Sterling Tucker.

Tobriner also announced the names of 36 persons appointed to serve on the committee with the three co-chairmen.

All in all, it was a big day for Anacostia, which suddenly found itself being treated by District officialdom as an important part of the city.

These were the major developments:

United Planning Organizations (UPO) asked the Southeast Neighborhood House to report by next Friday on what part it may have played in last Monday's violence.

It was learned that at a meeting of Southeast House's staff yesterday, a decision was made to "-emphasize direct action"—meaning presumably, demonstrations of the sort that preceded Monday night's disturbance.

The police—meeting with young people in Southeast—said they will chauffer teenagers around in three police cars this week-end to show them how police respond to trouble calls.

Tobriner said he expected a full report from police as to why dogs from a Maryland firm were used at the scene of the trouble Monday night.

Tobriner released the names of the committee members, but heard rumblings that Tucker and Williard were unwanted as cochairmen.

Of all the day's developments, the UPO request that Southeast House investigate itself provided greatest interest. It was, perhaps, the closest UPO has ever come to critically questioning just what it is financing.

Frederick B. Lee, chairman of UPO's Board of Trustees, sent a letter to W. Crosby Roper Jr., president of the board of directors of the Washington Welfare Association, the unit that controls Southeast House.

Lee asked for three pieces of information:

"The extent and nature of the Association's staff involvement in the recent community crisis;

"The extent of the involvement of community residents associated with programs conducted by your Association;

"Your recommendations as to how programs operated by your Association with funds from UPO can be most effectively used to prevent future community disturbances of this type."

Roper said the information Lee wants will be delivered but he added he thinks that Southeast House people "did their very best to stop what was happening from developing into a very serious situation . . . that seemed to develop anyway, but it doesn't seem to have been their fault."

Some people—Commisioner John B. Duncan and police officials among them—have blamed Southeast House workers for the disturbance. It was William Michaels, a Southeast House staffer, who organized an orderly demonstration around the police station that preceded the ugly scene.

Tobriner's appointment of Williams was announced at a meeting conducted at Our Lady of Perpetual Help Church at 16th Street and Morris Road.

In that meeting were several police officials, about 75 young people from far Southeast and Ruth Bates Harris, executive director of the Human Relations Commission.

The young people were visibly pleased when Inspector George Causey said that the German shepherd dogs at Monday night's disturbance "had no business there and the policeman who asked them to stay was wrong." He promised that "disciplinary action will be taken." Many who witnessed the disturbance said the dogs aggravated the situation.

Then Mrs. Harris told the group of Williams' appointment and the youngsters burst into tumultuous applause. They had complained of having no say in the leadership of the committee.

The crowd was not so enthusiastic about Tucker as a leader. They wanted to ask Tobriner to replace him and it was only after an impassioned plea by Mrs. Harris that they refrained from formally making the request.

The meeting seemed to engender some rapport between the police and the youngsters. Officials gave much credit for the good atmosphere to the Rev. Peter Keneny, pastor of the church, who also provided a seemingly endless supply of hot dogs, macaroni salad and soft drinks to the nearly 100 persons there.

As for the coming weekend, Mrs. Harris, Capt. Tilmon O'Bryant and Lt. Emmet Sullivan will ride around in three police cars with interested tennagers in an effort to show them just how the police respond to calls for aid.

[From the Washington (D.C.) Evening Star, Aug. 3, 1966]

WITNESS BLAMES POLICE FOR ANACOSTIA OUTBREAK

(By Larry A. Still)

A Southeast neighborhood worker blamed police "mistakes" today for the Aug. 15 teenager disturbances outside the 11th Precinct headquarters.

The worker, William M. Michaels, was the first witness as the commissioners' committee investigating the outbreak resumed hearings at the District Building. Twenty-four of the committee's 49 members were present.

Michaels, a community organization specialist for the Congress Heights Neighborhood Development program, gave an 18-page account of the events leading up to the rock-throwing melee.

Michaels told the committee the incident was precipitated by nine errors by the police department—including mistakes, he said, by the Community Relations Unit, with which he was cooperating.

Michaels said he drove two groups of youths to the station house to stage a peaceful demonstration following the arrest of two persons attending a neighborhood development meeting at 4200 Wheeler Road SE.

The youths continued picketing, Michaels said, until they were chased away by police with two police dogs.

"Immediately after the charge by the police and the dogs, a number of the youths began to light firecrackers. Some of these were tossed under cars and buses passing down Morris Road. It sounded like the Fourth of July," Michaels declared.

The community organizer said he located Lt. Emmet Sullivan, of the Community Relations Unit, and told him, "The police have done a very stupid thing."

Michoels said he then drove one group of tenn-agers back to Congress Heights and returned to Southeast Neighborhood House for a second group.

He said he did not witness the alleged police attack on the youths in front of the settlement house.

POLICE CHIEF TO TESTIFY ON ANACOSTIA OUTBREAK

(By Larry A. Still)

Police Chief John B. Layton will appear before the Commissioner's committee investigating the Anacostia outbreak at the 11th Precinct police station when public hearings continue tomorrow.

The committee, appointed by Commissioner Walter Tobriner, went into executive session today to evaluate testimony received from eyewitnesses William M. Michaels and Elizabeth Dudley as the second week of hearings opened.

Michaels, a Southeast Neighborhood House "community organizer," admitted he helped organize an anti-police demonstration and transported two carloads of pickets to the 11th Precinct station at 2301 Nichols Ave., SE. However, he attributed the outbreak to "nine errors" by police.

Miss Dudley, 14, said she saw police beating persons near Southeast House, 2283 Mt. View Place SE, a block and a half from the station but she could not describe how the melee began.

Chief Layton said he "would make every effort to be available to the committee" on Thursday, Co-Chairman Sterling Tucker told members.

He is expected to discuss official police reports of the demonstration, which developed into a rock-throwing outbreak resulting in injuries to five persons and the arrest of 13.

Other major developments as the controversial probe continued before 25 members of the 49-member committee included:

1. Commissioner Tobriner said he would consider asking 11th precinct police to testify under new guidelines set up by the committee. James Kunen, committee counsel, announced that no witnesses would be required to give the names of persons involved in what they described.

Kunen indicated the guidelines were worked out with Julian Dugas, director of Neighborhood Legal Services, who had objected to witnesses testifying because they may jeopardize defendants in the case.

Bernard Margolius, counsel for the Metropolitan Policemen's Association, has also objected to police testifying.

2. Tobriner disclosed that William Calomiris, president-elect of the Metropolitan Washington Board of Trade, also has resigned from the investigating group because he is "too busy."

Calomiris, a real estate dealer, never attended a meeting of the committee. The commissioner said the committee had reported it was going to drop members not attending.

3. Lillian Wright, a leader of the Barry Farms public housing development tenant council, also quit the committee in order to testify on what she observed during the incident.

4. Tobriner confirmed that he had asked the United Planning Organization to investigate the reported "intimidation" of committee member Calvin Rolark, president of the Washington Highlands Civic Association in Anacostia, by Southeast House officials.

Rolark told the commissioners that the Rev. James E. Coates, assistant director of Southeast House, had written letters to advertisers in Rolark's weekly newspaper earlier this summer asking them not to advertise because the newspaper criticized the Congress Heights Neighborhood Development Center, a unit of Southeast House.

Tobriner said the inquiry into Southeast House activities was requested by Commissioner John B. Duncan who earlier had charged the settlement house with being an "agitator" in the area. The investigation is separate from an earlier report on Southeast House activities requested by Frederick B. Lee, chairman of the UPO board.

James Banks, UPO executive director, said he would refer the commissioners' request to the antipoverty agency's executive committee for "further action." But Southeast House has already instructed Mr. Coates to write Rolark to "rescind the impression" that he intended to intimidate advertisers.

"I don't know what else we can do to satisfy him," the District antipoverty chief added.

In another development, Tobriner said the committee should look into any harassment of possible witnesses by police.

The commissioner made the statement after committee member Lonnie King reported that "people in the Anacostia area are afraid of what police would do to them if they testified." King said he could only find one witness, Miss Dudley, who was willing to talk.

"Even the people who live across the street from Southeast House said they didn't see anything," King declared.

His report was backed up by Marion Barry, director of the Student Non-Violent Coordinating Committee, and Charles Vihon of the Commissioners Council on Human Relations staff, who said they could find no independent witnesses.

The committee is still expected to hear testimony from several persons charged in the incident following disposition of their cases in general sessions court this week.

In his testimony, Michaels said neighborhood workers were warned on the day of the outbreak by Lt. Emmett Sullivan, of the police community relations squad, that the situation was "dynamite" in the area and there was a possibility of an outbreak between Negro youths and white motorcycle gangs who frequented the area.

[From the Washington (D.C.) Evening Star, Sept. 3, 1966]

YOUTHS HURL WORDS ONLY IN 11TH PRECINCT ROW

(By Walter Gold)

A group of nearly 100 youths milled around the 11th Precinct station house in Southeast Washington late last night, protesting the arrest of two teen-agers on disorderly conduct charges.

Unlike the stone-and-bottle throwing incident outside the police station the night of Aug. 15, last night's action was confined to verbal attacks on police inside the station house. By 12:30 a.m., about one hour after the young protesters had gathered, "they apparently got tired" and dispersed, police officials said.

No arrests were made among the protesters, nor was there any violence or damage, police said. Police termed the incident "minor" and praised the cooperation of neighborhood and local civil rights leaders who rushed to the station house "just in case they were needed."

DAVIS CONFERS WITH GROUP

Capt. Owen Davis, recently appointed commanding officer of the troubled precinct, was among those who came from their homes to confer with the protesting youths. Davis and Lt. James Heflin gave this account of the incident and what led up to it:

About 11 p.m. a group of teenagers and young adults gathered in the area of Nichols Avenue and Howard Road SE after attending a dance nearby. At 11:10 p.m., three men were arrested by police Tactical Force officers at the intersection and charged with disorderly conduct.

A 17-year-old girl, who tried to interfere with the arrests, also was arrested on the same charges when she stood outside the 11th precinct about 11:30 p.m., shouting obscenities at those inside, Davis said. It was at this point that the crowd gathered outside the station house.

Minutes later, the three arrested men were freed after forfeiting $10 each on the disorderly conduct charges. As they walked away from the station house, a 14-year-old brother of the arrested girl stood in the crowd and yelled protests at the officers. He was taken into custody by officers.

In the midst of the chanting and yelling outside, a United Planning Organization worker, who police described as a "constant anti-police instigator," appeared in the station house to complain about the apprehension of the two teen-agers, whom she identified as her children. This contributed to the confusion, Davis said.

After police took statements from the woman's children, they both were released in her custody, as is customary in such cases, pending a Juvenile Court hearing. The boy was scheduled to spend the weekend with the family of Mrs. Ruth Bates Harris, executive director of the Commissioners Council on Human Relations.

Upon hearing this, most of the youngsters outside the station house left and the rest were dispersed by adult neighborhood workers. Earlier, police officials had "asked the kids to leave but did no more" when they refused.

CALLED MISUNDERSTANDING

All of those involved in last night's incident, including the arresting officers, are Negroes, officials said.

"It's not a racial problem," Capt. Davis said early today. "It's a misunderstanding by the people who live in this neighborhood of what their children are doing to bring on these arrests."

"I think we're beginning to make some progress towards better police-community relations," Davis added. "For example, when told of what her children did, (cursing and yelling) the irate woman turned on her kids and bawled them out—that's a start in the right direction."

The Citizens Committee on the 11th Precinct is the 40-some member group appointed to probe the causes of the anti-police disorders, August 15th, in the Anacostia area of Washington. The Committee has three co-chairmen. They are Sterling Tucker, Henry K. Willard, and Walter R. Williams. In recent weeks

these men have conducted public and executive hearings into the disturbance. During the next half-hour we will question them on their preliminary conclusions.

I am Robert Hager, N.B.C. News, this is David Rush and Vernon Hickson, both also of N.B.C. News, and this is Dimension Washington.

This is Dimension Washington, a look at the vital problems confronting our metropolitan region and the efforts to solve these problems. Dimension Washington is a presentation of WRC and WRC–TV News and Public Affairs.

Mr. HAGER. We begin our questioning with David Rush.

Mr. RUSH. Mr. Tucker, I'll direct my question to you and the other two gentlemen can feel free to answer also.

From the time this committee was appointed there has been criticism from one quarter or the other, for one reason or the other, making it appear that the committee started on a note of hostility from within the community. Was this the case in Southeast and why this hostility toward the committee?

Mr. TUCKER. Well, I think, whenever an incident, such as took place on August 15th, occurs where there were as many people involved as there were, where much concern and tension has existed, there is bound to be different feelings as to what type of committee can best do the job. I think that we recognize, (as did) initially by the commissioners, that the committee ought to have more representation from the Southeast area, that is true, that the principal leadership of this committee ought to represent people from the Southeast area, and so I think some of the major suggestions about these compositions of the committee have been dealt with. I feel, however, that the lack of specific authority and the lack of certain powers by the committee have, also, subjected it to some criticisms, although they were not matters that the committee could conrol. And yet we have had to labor under very serious handicaps and laboring is what we have really been doing. So I can understand the criticisms and I can see that they have, in many instances, some justification, but these are not problems the committee itself can resolve.

Mr. RUSH. Well among the latest, not to criticize the committee, but to call on it to be dissolved, is the City's Republican Chairman, Carl Shipley, and in a statement he put out he said, "Refusal by persons participating in the disorder and police to appear before the citizens committee has reduced it to the dimensions of a farce and has paralyzed its activities." Have the committee's activities been paralyzed by a refusal of some witnesses and police to appear?

Mr. TUCKER. We have had handicaps, obviously, because of court cases and other action, which are pending. There are rights of individuals and the policemen which must be protected. The committee is mindful of this and is concerned that these rights be properly protected. At the same time, there is a responsibility, which the committee has been charged with and is trying to carry out. We have been successful to some degree in getting some eye-witness testimony by some people who have been involved. Chief Layton has promised to help us secure testimony in the court records, which would also help us, to some degree. We still need, however, to get more first-hand testimony and at the moment, particularly by policemen who were involved, and I do think that we have been handicapped; but I totally disagree that the committee—its work has been reduced to a farce or that the committee itself is. We have handicaps that we labor under.

Mr. RUSH. One other question. You mention Chief Layton. There was a conflicting report on Thursday, that Chief Layton was to appear before the committee that morning; a later report that he would not. Chief Layton's office said he was not scheduled to appear. What happened there?

Mr. TUCKER. Well it may be that we are dealing in semantics. I think that, if the question is, "Was there a firm pledge from the Chief" that he would come, the answer would be no. If the question is, "Was there an expectation based upon conversations" that he would probably appear, I personally would say the answer is probably yes. When I learned that he was not going to appear, I felt a sense of disappointment and, not only because he was not coming, because in my opinion I was under the impression that he would probably be appearing. I felt the question was whether or not it would be an open session, or whether it would be an executive session. But to say that we had a firm commitment that he would show up on Thursday morning at a given time—no we did not have a commitment to that degree.

Mr. HICKSON. Mr. Willard, I understand that Marion Berry of SNIC has resigned from the committee. Have there been many resignations and what seems to be the general reasons?

Mr. WILLARD. To my knowledge, Mr. Hickson, there have been four resignations to date. Mr. Kalamire stated he was unable to serve due to business pres-

sure. Mr Berry resigned because, in his opinion, which he certainly is entitled to, he did not think the committee was accomplishing the purpose, which in at least his viewpoint, he thought the committee was constituted to come up with. He certainly has the right to resign. I personally regret exceedingly that he has. We are a multi-faceted committee and, in so far as is humanly possible, I think, Commissioner Tobriner tried to make the committee as representative of all the diversive views in the city as possible, and certainly Mr. Berry represents one view. I feel his resignation is a loss to the committee.

Mr. HICKSON. To turn to the work of the committee itself, what large conclusions are emerging now?

Mr. WILLARD. I think we can say that the primary conclusion we have reached, so far, is that the Southeast or the trans-Anacostia River area of the city, has not been in the main-stream of city life. The citizens over there, from testimony that has developed to date, seem to feel very strongly that they have not been represented in the District Building on any of the community advisory councils and facts and statistics to support this have been given in voluminous amounts, and I think will become an important part of the findings of the committee, when the report is finally submitted.

Mr. HICKSON. Do you have anything to add to that, Mr. Williams?

Mr. WILLIAMS. I feel also that many of the cases there has not been any testimony given by the people in the community, because they feel that this committee is in itself, surely, was supposed to have more power than the people on the committee in Southeast had in order to get police officials and the commissioners to appear and testify on the incident that happened in Anacostia. I feel that the people in the community feel that if we can't get the public officials to appear before us then they won't be able to get the officials to appear before them, and I feel that people will lose a lot of confidence in this committee if we do not get some of the representatives of the city to appear and testify.

Mr. HAGER. Mr. Williams, you are the General Supervisor of the "Rebels For A Cause", are you not?

Mr. WILLIAMS. Yes.

Mr. HAGER. And I believe your salary, you said, is paid by the U.P.O., which is an arm of the Government's War on Poverty?

Mr. WILLIAMS. Yes.

Mr. HAGER. I'm curious for your opinion, since this has been somewhat of an issue in what happened in Anacostia, on what part paid anti-poverty workers ought to play in demonstrations or in leading civil disobedience as a violation of laws. Do you feel that this is something that anti-poverty workers ought to be in on?

Mr. WILLIAMS. I feel that the anti-poverty workers should be in on the action, as much as the people of the community want them to be on. I feel that if the people in the community want them to participate along with them side by side, I feel that they should do this.

Mr. HAGER. Now, in some neighborhoods trouble will go beyond peaceful demonstrations into violence, and not talking about the incident in Anacostia in particular, but what about the role of an anti-poverty worker in this case: Suppose, you say he is supposed to be in with the people and acting with them—suppose they want to throw bricks at a police station. Now should the anti-poverty worker participate?

Mr. WILLIAMS. I think most anti-poverty program workers should have some kind of relationship with these people, and if the people want to do something of this sort they should use all effort in trying to curb this sort of violence, such as throwing rocks or bricks, or beating people in the head, and all such things of this nature. They should try to encourage the people that there are other ways of doing things besides violence.

Mr. RUSH. In your view is that the role they played on the night of August 15?

Mr. WILLIAMS. I feel that the role that the anti-poverty workers played on the night of August the 15th—I think they most likely tried to curb the youths away from throwing rocks and so forth, and they tried to get the issue down on the table and talk the thing over.

Mr. RUSH. Were you there that night?

Mr. WILLIAMS. I was not there that night. But I was at some other meeting where the youth wanted to blow-off some steam and incidents involving the policemen.

Mr. RUSH. Mr. Williams, isn't there much difference in bowling-off some steam, as you put it, and flouting the law, such as throwing rocks, or storming a police

station, or anything else which could lead to violence? Should not there be some means of blowing-off the steam other than storming a police station?

Mr. WILLIAMS. Well I feel I know of no other way than blowing-off because most of these kids must be mad at policemen because they have had so many policemen come through the neighborhood calling the youth all sorts of names, locking kids up for no reason at all, because he told him to move on and he walked slowly, he is disorderly, and there are many youth who would glady throw rocks or participate in any kind of violence that is dealing with the policeman.

Mr. HAGER. Mr. Williams, let me ask you this. Do you think that, on the basis of what you know so far, that those who participated in the disorders in Anacostia did the right thing?

Mr. WILLIAMS. I think they did the right thing as far as picketing, but the rock throwing—I don't think they did the right thing as far as throwing rocks or firecrackers.

Mr. HAGER. How about you, Mr. Willard, do you have an opinion on that same question, on the basis of what you know so far, if they did the right thing in Anacostia?

Mr. WILLARD. I certainly think it is a fundamental American liberty for any citizen to peacefully picket, to demonstrate for what they consider to be rightful grievances.

Mr. HAGER. Mr. Willard, I wanted to ask you—we talked about some of the criticisms that Marion Berry had of this committee and one of his criticisms was aimed at you personally, and he said that you, as a former acting President of the Urban League, had left the Urban League in protest over that organizations semi-support for his free D.C. Movement. Is that correct?

Mr. WILLARD. My particular feeling on this matter was not so much the Free D.C. Movement in itself, but the so-called holdup of merchants which Mr. Berry instigated in order to carry out his program.

Mr. HAGER. Is that not an example of one of these peaceful demonstrations that you said you would support?

Mr. WILLARD. Laughter . . . well being a banker, Mr. Hager, you will, I think, have to realize that when you attempt to shakedown merchants, you are striking at something that is pretty close to us. I certainly couldn't support any shakedown of merchants. That may be a peaceful form, but it is to me a somewhat illegal and irrational form of attempting to get a point across.

Mr. HAGER. Wouldn't then a peaceful demonstration, even if it didn't go to rock throwing, a peaceful demonstration outside a police department, in effect be a shake-down of police?

Mr. WILLARDS. I think you are carrying your semantics a little far on that one, Mr. Hager. It is a matter of personal opinion.

Mr. RUSH. Mr. Tucker, what conclusions have you drawn about the relationships between the police and the people in the Anacostia area?

Mr. TUCKER. I think it is a little early for any definitive conclusions. I have some impressions at this point. We have had testimony which suggests to me that one of the principal organizations, which ought to be extremely active in work between the police and the community, is the advisory council to the 11th precinct. You know in each precinct we do have a citizens advisory council. And I stood as one of those who tried to build this structure across the city, because I felt that the police department needed desperately a group of people close to it to work around these problems. The testimony presented to this committee up to this point clearly indicates that there has been no bright real effective youth of the department on this advisory council, nor, in my opinion, has this advisory council extended itself in the ways that it might to be of greater service and so, for instance, at no time during the course of this incident has the advisory council really been consulted, or in other incidents prior to this time; which means that a principal link between the police in the community has gone un-utilized. And therefore, I think, that in the whole area of police-community relations here a good deal of repair and building work has to be done.

Mr. HICKSON. Would that be the major brunt of your final recommendation? Would it deal with police-community relations or would there be a larger suggestion?

Mr. TUCKER. It seems to me that, and again these are all preliminary impressions, that our investigation will have to necessarily deal with things broader than police-community relations, because the issues are deeper than this. Police and community relations are superficial indications of a more real situation, but indications which are significant if we are going to prevent explosions, and we

have got to build an understanding and a good spirit of cooperation between police in the community while other organizations and institutions are solving the more real, and the more difficult, and the more basic problems, but here there is no, in my opinion, network of solid communication which reaches from the police station to the community and back, where there is two way discussion and action and planning. And, I think, this, therefore, makes it extremely difficult for groups ad organzations and agencies who function in that environment, therefore, to really serve in their best capability.

This, I think, is a problem which, I think, might be symptomatic of other parts of the community too. It would seem to me that while it is not our job to look across the community at all problems in every precincet, it would be proper, it seems to me, that we would suggest that the rest of the community look at itself in this regard. Might I say in this connection the Chief's Advisory Council, Chief Layton's Advisory Council on Community Relations, did, last week, in its meeting pass a resolution which urged all of its advisory councils in the 14 precincts to take a look at problems in itself, in the way it functions, to determine whether or not there are ways that they can become more effective, and I think this recommendation has grown out of some awareness created through the incident of August 15th in the 11th precinct.

Mr. RUSH. Mr. Tucker, Mr. Willard said a few moments ago, one thing you have learned so far has been that Southeast has been out of the main-stream of city life. Do you see this as the deepest issue on the basis of your investigations at this point?

Mr. TUCKER. I think the three of us would agree that it would be rather difficult to say what the deepest issue is. Mr. Banks, Jim Banks, in his testimony before the committee pointed out the largest number of young people in that area and, I think, you would be amazed at the size of the youth population there.

When we look at some of the facilities, some of the recreation, some of the problems of housing, that we knew are there, adding to the population of more than 100,000 people in an area, small area, given these conditions by part of a community which has gone fairly unrepresented in decision making and planning by this community isolated in some ways as suggested by Mr. Willard, and perhaps even in others, it is predictable that the problem which has occurred there could happen.

Mr. RUSH. Well, have you found it difficult to conduct the investigations, while legal aspects of this incident are going on too?

Mr. TUCKER. It has been extremely difficult. I have been on many committees that have looked into many different kinds of problems in this and other communities, and I have never been on a more frustrating assignment, but the problems are real, the legal problems are real, we have to recognize it. I've had a feeling that the legal aspects of it have, maybe been exaggerated out of proportion in terms of the possible influence of this investigation upon the outcome of action pending. Nevertheless, I have to respect the opinion of lawyers on both sides, those representing the police and those representing the community.

Mr. HAGER. To carry that one step further: Why do you think they are out of proportion in those fears?

Mr. TUCKER. Well, I believe that there is much testimony that can come to us which doesn't necessarily impinge or infringe upon the issues involved in the court cases. Again this is a layman's opinion. Therefore, I can't carry this too far except to say that it seems to me that there is much information that could be given us which would be useful while at the same time the rights of those involved would be properly and adequately protected.

Mr. HAGER. Again for you Mr. Tucker—As I understand it, this committee has two functions; to investigate and to recommend. Now you were chairman of the forerunner of this committee, the one that investigated the rioting at—no you didn't call it a riot—the disorder at Glen Echo Amusement Park, and made a long and comprehensive series of recommendations. Yet I can't think of a single instance in which there has been an effort to carry these recommendations out—that is positively nobody met after the report that I know of and said, now we are going to implement it, one, two, three. Am I right there and can anything different be done in this case?

Mr. TUCKER. Let me say that there was a line in that Glen Echo Report which shook up a lot of people and that line said that the disturbance at the place of Glen Echo on Easter Monday was one holiday but pretty soon summer was coming and there would be three months of holidays, when every day would be a holiday, and that the kind of problem that developed on Glen Echo on that one

day can happen unless we get about the business of taking care of some conditions in our community that it will be multiplied many times over.

As a result of that statement and facts which supported it, I know for a fact, that a good deal of activity got underway to step up summer planning of programs, job finding, lighting playgrounds, getting some portable swimming pools, more after school activity, street dances; in other words I think the city came alive and a lot of people recognized more fully the potential explosions existed here and, I believe, therefore, that out of it additional money went into playground and public school activities. With a lot of behind the scenes and feverish effort, many constructive activities took place as a result of some of the findings. So I'm very much of the opinion the time in that report was well spent.

Mr. HAGER. Mr. Willard, let me direct this question to you. It seems to me here that we have an example where a disorder had resulted in something positive and something good, and that is a disturbing thought really that we have to have a disorder before something good comes of it and wouldn't that, if you were one of the people taking part in a disorder, show you that, yes, you ought to get out-of-hand and riot because then something good is done for me.

Mr. WILLARD. I don't think that is the case, Mr. Hager. I think our whole effort today in this city, where we have excellent relations relatively between the races over the years, are directed toward perventing disorders before they start. I don't think it, in any way, shape or form, you can state the only way that something positive comes about is for a disorder to occur. We are fortunate in having a good many community leaders, Negro and white alike who, I think, are working together with the utmost sincerity to see that these things are prevented and perhaps in some cases it takes an actual incident to spark the community conscience so that there is a concerted effort on the part of the whole total community to become involved, but at the same time there is a dedicated group of citizens of all walks of life who are continually working to prevent disorders before they arise.

Mr. RUSH. Mr. Willard, you are of Southeast residence, are you not?

Mr. WILLARD. No, sir; I am a Northwest resident.

Mr. RUSH. The reason I asked you this is going back to this remark you made earlier in the show about Anacostia not being in the main-stream. How long has Anacostia not been in the main-stream of city life and how did it come about?

Mr. WILLIAMS. I think you will find people who will testify that Anacostia has always historically been out of the main-stream of city life, dating back to the days before the Civil War when John Wilkes Booth, on his flight to southern Maryland, as soon as he crossed the 11th street bridge, thought he was out of the city and had sanctuary.

Mr. HICKSON. Mr. Williams, what have you learned about the disorder from the testimony that you didn't know before?

Mr. WILLIAMS. What have I learned from the disorder——

Mr. HICKSON. . . . from the testimony so far what have you learned about the nature of the disorder that you didn't know before? I assume that you live in the Southeast area, in the Anacostia area.

Mr. WILLIAMS. Right. I know I learned one thing, that if there isn't any disorder you don't get no attention. That's the only thing I have learned. We have been trying to have meetings with police officials and so forth, trying to get some kind of work shop going on in the different communities, where the officers can come in and be introduced to the youth, and speak and talk over things—but that didn't work. It wouldn't work out because the officers didn't appear. We have a group of about 45 youth at the Brier Farm Recreation Center and there was supposed to be three or four officers to come in and speak with the group and in turn, you know, ask questions. The officers didn't appear. We have been trying to set up all sorts of programs to try to lessen the gap between the policeman and the youth in the different areas and we haven't been successful in doing this.

Mr. HICKSON. Do you suggest then that the route of social progress, the way to lessen this gap is to create some unrest and then allow the community to respond? Is this correct?

Mr. WILLIAMS. As long as I have been living this is the only way I've seen something getting done, is to start some sort of disorderly and then someone looks into it, and to keep this sort of thing from happening again something is done about it. But you can beg, plead, cry, and do what ever you want to, but nothing is actually done. It is forgotten. Until you start committing some kind of violence or something, someone looks into it to kind of keep things down for the time being.

Mr. HICKSON. Do you feel then that most of the time you are ignored until you make your voice heard?

Mr. WILLIAMS. This is the way I feel.

Mr. RUSH. Have these grievances been carried to city officials, outside the police department previously?

Mr. WILLIAMS. Yes. We have carried grievances to Joe Cole and progress has been made to provide recreation in some areas where there is none, such as in Sheridan Terrace. There is some land over there and they had no recreation. The kids had started to throw bricks and bottles over at the private swimming pool, because there are some new apartments built just behind Sheridan Terrace, and they have several private swimming pools, and because they are not residents of these apartments they cannot use the swimming pools and they started to throw rocks at the tenants living in these apartments. We started a large picnic area in Sheridan Terrace with small play equipment, barbeque pits, and we conduct activities over there to keep the youth occupied during the day.

Mr. HAGER. Well we have only about a minute left. Mr. Tucker, do you have an idea now on the time table for the committee?

Mr. TUCKER. Well, we have a problem. Our next step, it seems to me, and, of course, the chairman and co-chairman will have to confer on this, is to determine when and if we are going to be able to get testimony—direct testimony—from the Chief, and then, also, whether we can get it from officers who were involved, or who were on the scene the night of the 15th. I think whether we continue, it seems to me, hinges upon this, so I would hope, that we can still honor our September 15th deadline, which Commissioner Tobriner has set for us. It may be a little doubtful at this point but I, like I am sure my colleagues in this committee, are anxious to get this job done as quickly as we can.

Mr. HAGER. It at least sounds likely you are hoping for some kind of wrap-up during this month.

Mr. TUCKER. Very definitely, this is my extreme hope.

Mr. HAGER. Thank you very much gentlemen. Our guests have been the co-chairmen of the Citizens Committee on the 11th Precinct, Sterling Tucker, Mr. Henry K. Willard, and Walter Williams. I am Robert Hager, joining me in the questioning has been David Rush and Vernon Hickson. This has been Dimension Washington.

We invite our viewers to suggest future guests and subject matter. Please address your suggestions to Dimension Washington, 4001 Nebraska Avenue NW., Washington, D.C. Dimension Washington is a presentation of WRC and WRC–TV News and Public Affairs. This program was pre-recorded.

AUGUST 31, 1966.

Hon. ROBERT C. BYRD,
U.S. Senate,
Washington, D.C.

DEAR SENATOR BYRD: In response to your letter of August 23, I am enclosing herewith letter from James G. Banks, Executive Director of the United Planning Organization, giving you certain information in connection with Pharnal Longus and Phil Perkins.

If you desire additional data, please let me know and I shall make every effort to obtain it for you.

With kindest regards.

Sincerely yours,

WALTER TOBRINER,
President, Board of Commissioners, D.C.

UNITED PLANNING ORGANIZATION OF
THE NATIONAL CAPITAL AREA,
August 30, 1966.

The Honorable WALTER N. TOBRINER,
President, Board of Commissioners,
District of Columbia, Washington, D.C.

DEAR MR. TOBRINER: This is in reply to your letter of August 29, 1966, referring to Senator Robert C. Byrd's request for information concerning Pharnal Longus and Phil Perkins.

Mr. Longus was employed by Family and Child Services, Inc., as a Caseworker from August 1, 1965 to December 31, 1965, and assigned to work at the Southeast House (Washington Welfare Association). Mr. Longus was paid from funds provided the Family and Child Services, Inc., by the United Planning Organization under a grant from the Office of Economic Opportunity. In January 1966, Mr. Longus accepted the post of Community Organizer, with the Southeast House, which he now holds. Mr. Longus' salary, of $9,550 per year, is paid by the Southeast House with funds provided by UPO under a grant from OEO. I note that on August 25, 1966, *Mr. Longus was found not guilty of the charge to which Senator Byrd refers.*

Under our contracts with both Family and Child Services and the Southeast House, staff required to implement contracts is selected by those agencies under agreed-upon standards.

Mr. Perkins was employed by the Southeast House as a Neighborhood Worker beginning October 7, 1964. Mr. Perkins was paid an annual salary of $4,770. He was dismissed by that agency on August 22, 1966, as "not adequately responsive to supervision."

He has appealed this action and is scheduled for hearing, under Southeast House Personnel regulations, in September. Mr. Perkins' salary has been paid with funds provided the Southeast House by UPO under a grant from OEO.

I hope this information proves helpful. If I can be of further assistance, please let me know.

Sincerely,

JAMES G. BANKS,
Executive Director.

AUGUST 11, 1966.

To: James M. Powell, Chief, USCP.
From: W. W. Kirby, Lieut., S–2, USCP; W. C. Hall, Sgt., S–2, USCP.
Subject: Incident in Rm. 342 OSOB (Senator BYRD, W. Va.)

On August 10, 1966, at approximately 1:00 PM, this office received a call from the office of Senator ROBERT BYRD (342 OSOB) stating that a group of young Negroes was sitting outside of the office and making loud and boisterous noises. Sgt. Hall and Pvt. W. A. Brumfield responded to the scene and found approximately fifteen (15) young boys and one young girl, as well as one adult, sitting and lying in the corridor outside of room 342. The group was instructed to stand up on their feet and to stop making a lot of noise. They complied. They were informed that they could not congregate in the corridors. At first they refused to disperse and the above mentioned adult member of the group laid himself on the floor of the corridor. When confronted with possibility of physical ejection from the premises they allowed themselves to be escorted from the building via the Del. Ave. & "C" St. Entrance. They waited outside this entrance for a "friend" who had remained in the office of Senator BYRD.

The above mentioned "friend" was one Randy Adkins, of Charleston, W. Virginia, who had come to see Senator BYRD in regard to some money he had lost and also about getting a job, as well as a place to sleep for the night. Senator BYRD made arrangements for the youth in both cases. Adkins was then turned over to Dets. Gainer and Hubbard of the Youth Aid Division, MPDC.

The spokesman for the group escorted from the building was:
Andrew Eddie Jackson, N/M 15 years, 1340 Stevens Rd., S.E.
The adult advisor was: Pharnal Longus, N/M 26 yrs, 2645 Bernie Pl., S.E.
The other members of the group were:
Jerry Brown, N/M 17 yrs, 1148 Eaton Rd., S.E., Phone 563–5406.
George Goodman, N/M 13 yrs, 1222 Sumner Rd., S.E., 561–5899.
Larry Jefferson, N/M 13 yrs, 1141 Sumner Rd., S.E., 561–6337.
Michael Taylor, N/M 15 yrs, 1241 Stevens Rd., S.E., 561–3361.
Johnnie Boyd, N/M 14 yrs, 2702 Wade Rd., S.E. 561–6377.
Ronald D. Lee, N/M 16 yrs, 1257 Stevens Rd., S.E. No phone.
Victor Page, N/M 14 yrs, 1338 Stevens Rd., S.E. No phone.
Patrick Evans, N/M 14 yrs, 1246 Stevens Rd., S.E. No phone.
Jerome Young, N/M 16 yrs, 1130 Stevens Rd., S.E., 561–5172.
Jonathan Lawson, N/M 17 yrs, 1244 Stevens Rd., S.E., 562–7681.
Respectfully submitted.

W. W. KIRBY,
Lt., S–2, USCP.
W. C. HALL,
Sgt., S–2, USCP.

[From the Washington (D.C.) Evening Star, June 14, 1966]

RELIEF CLIENTS PICKET HOME OF SENATOR BYRD

Fifteen welfare recipients from the Barry Farms public housing project in Southeast Washington picketed the North Arlington home of Senator ROBERT BYRD, D-W. Va., this morning.

The pickets, mostly women, arrived about 7:30 a.m. in the 700 block of N. 4th Street and began marching single file in front of the Senator's modest corner residence.

The ostensible leader of the pickets was Mrs. Shirely Jones of 1302 Stevens Rd. SE. However, the pickets were instructed on their moves by Phil Perkins, a neighborhood organizer for the United Planning Organization.

Perkins kept out of the picket line until 8 a.m., when he joined it to lead the singing of freedom songs.

The pickets carried placards reading "Get rid of investigators, give US the job," "Senator BYRD go back to West Virginia," and a sign referring to William Galvin, the District Welfare Department's chief investigator, who pickets have recently been demonstrating against.

The demonstration aroused little reaction in the quiet neighborhood.

There was no sign of activity inside BYRD's home, although the Senator's car was parked in the driveway.

It has been announced, meanwhile, that District welfare recipients will stage a noontime protest march down Pennsylvania Avenue NW June 30. Plans were laid yesterday by a committee of the District Welfare Alliance.

The march is scheduled to start at 499 Pennsylvania Ave. NW, in front of the Welfare Department, and end at Lafayette Square, across from the White House, where a rally will be held.

The recipients are holding the march to dramatize their demands for higher monthly grants, a cut in Welfare Department investigators and an end to the "man in the house" rule, a spokesman said.

[From the Washington (D.C.) Evening Star, Aug. 27, 1966]

GROUP PROTESTS FIRING OF NEIGHBORHOOD AIDE

(By Donald Smith)

A group of Anacostia residents rallied in front of the Southeast Neighborhood House last night to defend a neighborhood worker who was fired last Monday for alleged misconduct.

About 25 persons, some of them neighborhood workers, confronted Southeast House Director Ralph Fertig to protest the firing of Philip J. Perkins of 1920 Mississippi Ave. SE.

The house, 2263 Mt. View Place SE, is near the scene of last week's teen-age rock-throwing melee at the 11th Police Precinct stationhouse.

DEFENDS ACTION

Fertig told the group it had been his decision to fire Perkins, but promised Perkins would be given a hearing before an appeals committee "just as soon as possible."

"I submit that he was fired for a good reason," Fertig said.

"In moments of crisis I felt the staff should remain focused on what they are already doing. Staff members should not go out and get into new positions during hearings," referring to the sessions of a committee investigating last week's outbreak.

In dismissing Perkins, Fertig had cited "a pattern of resistance to supervisory authority over the last 22 months which has not been adequately checked in spite of sporadic moments of improvement."

But Perkins countered that members of the center's board of directors "are afraid of direct action."

"They want to get rid of me because of my commitment to radical social change," he declared.

"I feel that if people have a need that cannot be solved otherwise, they need direct action."

Perkins said that the day after last week's incident, "I was out there trying to organize the kids to do something. They were talking about killing people. How are you going to cool it when people are throwing rocks?"

A spokesman for a group of neighborhood workers called the Hawks told Fertig that his group "supports Phil and what he is doing," and that Fertig had shown poor judgment in firing him.

DIFFER ON DIRECT ACTION

Another supporter, was Mrs. Etta Horne, chairman of the District Welfare Alliance.

"Phil Perkins has gotten the people out and interested," Mrs. Horne declared.

"He has the whole community behind him. You won't find anybody else who will work like he does, from dusk to dawn. I think he was fired to make other workers afraid of direct action."

Fertig, however, insisted that the Southeast House "is committed to direct action," and that its present activities of picketing and negotiations "will continue, with or without Phil."

He noted that Perkins would be on the payroll until late September to give him a chance to present his case to the appeal committee.

[From the Washington Post, Aug. 16, 1966]

FIVE INJURED IN ANACOSTIA DISTURBANCE—YOUTHS HURL ROCKS, BOTTLES AT POLICE; 13 ARE ARRESTED

(By Robert Greene)

Rock-throwing bands of young Negroes stormed through the section around the 11th precinct police station in Anacostia last night and early this morning. Five persons, including a policeman, were injured and at least 13 were arrested.

For two hours, the youths hurled rocks, bottles and firecrackers at policemen and passing automobiles, forcing 11th precinct officers to call a meeting with community leaders at 1:30 in an attempt to quell the disturbance.

YOUTHS ROAM STREETS

The youths, as many as 40 at a time, roamed the streets from Nichols ave. up to Morris rd. Police donned riot helmets and called out canine corps reinforcements.

Social workers, gang leaders and "independent neighborhood workers" were involved in the series of incidents.

Lt. Edwin J. Huff, precinct commander on the midnight to 8 a.m. shift, called the incident "the worst I've seen in Washington."

STARGEL AT SCENE

Inspector James E. Stargel, acting chief of the Metropolitan Police, was called to the scene. Early this morning, he finally succeeded in assembling about 20 community leaders in the station house for an analysis of the situation. They promptly told him that the only people with power to cool things off were among those arrested.

The disturbances were apparently touched off by arrests yesterday of two men involved in a rock-throwing melee Saturday night in Congress Heights. A third man, a neighborhood poverty worker, was also arrested and charged with attempting to interfere with the arresting officers.

About 25 teenagers, most of them members of a youth center funded by United Planning Organization, picketed for almost two hours, demanding release of the arrested men and charging police brutality.

They left the precinct house, at 2310 Nichols ave. se., about 9:30 p.m. But about two hours later, some 35 of them assembled in a parking lot across the street and began hurling rocks, bottles and beer cans.

STRUCK BY ROCKS

Lt. Huff, a detective and a newsman were struck by rocks but were not injured.

Police broke up that demonstration and another one a few minutes later without arresting anyone. But the youths merely moved up the street, to the Southeast Neighborhood House, 2883 Mt. View pl. se.

There they lay down across the street, blocking traffic, and again began throwing rocks and other missiles at the police.

Patrolman James G. Hanes, knocked down and beaten when he was caught alone in the front yard of the settlement house, was treated for head and hip injuries at Washington Hospital Center.

Police arrested 13 persons, eight of them juveniles, after that fracas.

Four of the injured juveniles were taken to D.C. General Hospital in ambulances, but their condition was not believed to be serious.

The original demonstration last night, apparently was organized by William Michaels, 24, a poverty program worker at Congress Heights Development Center. The center, a UPO organization provided the youths with signs and two cars.

UPO executive director James Banks, who appeared at the early-morning mediation session, said that "UPO had nothing to do with it," and that he would attempt to meet with community leaders and police again today to analyze the situation.

SOUTHEAST RUCKUS RAISES OLD DILEMMA

(By William Raspberry)

Fifteen-year-old Eddie Page was telling how he and other members of his Block Boys group became involved in last week's ruckus at the 11th Precinct stationhouse in Southeast Washington.

"We were standing around, and Longus (Pharnal Longus, community organizer at Southeast House) came up and told us to come on down to No. 11. Well, I didn't know what was going on, so I asked him what was happening, and he just said, 'Come on, let's go.'

"Well, we kept asking, and he acted like he didn't want to tell us. Finally, he told us this guy (William A.) Foote had been arrested. I still didn't really want to go, but some of the other Block Boys started telling me, 'Man, you ain't got no heart.' So I went on down."

Taken by itself, Page's story, which he told at a special meeting called by Southeast teenagers to discuss the 11th Precinct fracas, is relatively insignificant.

But it raises anew a question that has been nagging local officials since the beginning of the war on property: when does community organization stop and incitement begin?

Howls of protest followed intimations by Commissioner John B. Duncan that Southeast House, one of the city's eight neighborhood antipoverty centers, might have had a role in fomenting Tuesday's outbreak.

Probably the statement shouldn't have been made, at least not until the current investigation is completed. But there is no question that other officials share Duncan's misgivings if not his candor.

For months they have worried privately that some community organizers and neighborhood antipoverty workers were less interested in solving problems than in forcing confrontations.

A frequent target of these community-organization efforts in Southeast has been Walter Washington's National Capital Housing Authority. Southeast Washington is where most of the city's public housing is located, and there is no question that problems abound there.

Efforts to deal with the problems one at a time have been frustrated repeatedly by a handful of antipoverty workers who seem more intent on disruption than discussion. Meetings called to seek solutions to recreation problems at a public housing site are interrupted with shouts of "What about the rats" or "What about the high gas bills" or "Why can't we have better refrigerators?"

Much of the shouting comes not from the tenants directly affected but from paid antipoverty workers.

Things finally got so bad that Washington hired John Staggers, a Howard University specialist in community work, as a full-time troubleshooter for the Southeast projects.

Ralph Fertig, director of Southeast House, acknowledges that occasionally some of his more inexperienced staffers have violated guidelines established to assist change, not provoke lawlessness. But he insists on the value of having poor people take an active part in confrontations with authority.

"It's working," he said. "The principal at Birney School tells us that truancy is at an all-time low among children of Barry Farm (public housing project), and the police say crime among these same youngsters is at an all-time low. Now we couldn't have accomplished this just by talking to Barry Farm residents about being better tenants. This came about because their active involvement in solving their own problems gave them a lot of pride they never had before.

"Four years ago, we started having meetings where we told people 'Here's what you can do to improve your housekeeping,' and nobody would come to the meetings.

"But once we got them actively involved in problem solving, they automatically became more concerned about the appearance of their homes."

Fertig denies Southeast House workers had any part in fomenting last week's trouble. Rather, he praised his assistants for sensing a potentially ugly situation and trying—with something less than total success—to turn it into a peace demonstration.

[From the Washington (D.C.) Post, Sept. 18, 1966]

YOUTHS PELT POLICE CAR AGAIN IN SOUTHEAST

The troubled 11th Precinct recorded another rock-throwing disturbance late Friday night, but the crowd was soon dispersed and there were no injuries or arrests.

Police said there was a report of a fight in the 1300 block of W Street se. shortly after 11 p.m. Two scout cars responded and found 50 to 100 youngsters milling around.

Officers said that as soon as the crowd saw the scout cars, it started to break up, with a large segment heading along 16th Street to Good Hope Road and then along Nichols Avenue past the precinct station house, which had been a target of rock throwers last month.

The scout cars followed and one was struck with a number of rocks, police said. There also were reports of some broken windows in buildings along the way, they said.

The crowd continued on to Barry Farm, where it dispersed. The whole disturbance lasted only about 15 minutes, police said.

Metropolitan Police Department—Pt. I offenses

Classification	Fiscal years		
	1964	1965	1966
Criminal homicide	137	177	171
Rape	162	159	196
Robbery	2,633	3,945	3,797
Aggravated assault	2,754	2,474	2,823
Housebreaking	8,209	9,309	9,221
Grand larceny	1,458	1,621	1,901
Petit larceny	8,510	8,632	11,361
Auto theft	4,606	5,736	5,295
Total	28,469	32,053	34,765

Actual pt. 1 offenses and pt. 2 felonies cleared, by unit

FISCAL YEAR 1964

Classification of offenses	Total reported	Total cleared	1	2	3	4	5	6	7	8	9	10	11	12	13	14	HP	K-9	MD	DD	TD	YAD	AH C. & R.
PT. 1. CLASSES																							
Homicide	104	101	6	15	6	2	4	1	1	----	10	12	3	4	17	7	----	----	----	12	----	1	----
Manslaughter	5	5	----	----	----	----	----	----	----	----	----	----	----	----	----	----	----	----	----	----	5	----	----
Negligent homicide	28	28	----	----	----	----	----	----	----	----	----	----	----	----	1	----	----	----	----	----	27	----	----
Rape	130	113	1	11	2	1	5	1	----	----	7	9	5	2	3	6	----	1	----	57	----	2	----
Attempt rape	32	27	1	----	1	----	1	----	1	----	4	1	----	----	1	2	----	----	----	15	----	----	----
Robbery	2,390	1,053	63	125	25	3	52	18	1	12	125	91	27	44	98	61	----	3	2	297	3	3	----
Attempt robbery	243	128	14	15	5	----	9	3	2	----	19	18	3	5	9	7	----	4	----	15	----	----	----
Aggravated assault	2,754	2,231	108	481	82	30	173	52	13	9	313	293	142	91	333	93	----	4	2	1	7	4	----
Housebreaking	7,971	2,595	68	207	72	38	182	111	60	133	317	209	317	230	316	181	----	9	----	140	1	2	2
Attempt housebreaking	238	154	9	23	1	3	10	8	5	8	20	21	14	4	19	8	----	1	----	----	----	----	----
Larceny, $100 and over	1,458	286	54	25	18	4	12	9	5	19	17	17	13	17	24	12	1	----	----	39	----	----	----
Larceny, under $100	8,510	2,744	575	124	95	92	129	65	54	90	217	303	140	224	265	124	----	8	7	11	8	213	----
Auto theft	4,606	1,383	30	48	24	11	35	43	7	11	71	45	47	65	40	122	----	6	----	750	25	2	1
Total, pt. 1 offenses	28,469	10,848	929	1,074	331	184	612	311	149	282	1,120	1,019	711	686	1,126	623	1	36	11	1,337	76	227	3
PT. 2. FELONIES																							
Other assaults	152	140	10	21	3	4	13	2	1	----	14	14	12	6	17	7	----	1	8	3	2	2	----
Arson	37	32	----	11	2	----	2	----	1	1	2	4	1	----	3	2	----	----	----	3	----	----	----
Forgery and counterfeiting	707	463	23	12	7	----	1	1	1	5	3	8	----	1	2	7	----	----	3	387	----	2	----
Fraud	130	80	1	6	3	----	----	1	1	2	1	----	6	1	2	1	----	1	----	54	----	----	----
Embezzlement	73	34	2	2	2	----	----	2	1	2	----	1	----	1	----	----	----	----	----	21	----	----	----
Stolen property (receiving, etc.)	64	64	1	1	1	2	2	4	1	1	6	5	6	6	5	8	----	1	2	9	2	1	----
Vandalism	93	45	4	5	3	2	5	2	1	----	4	6	1	4	1	5	----	----	----	2	----	----	----
Weapons	17	17	2	1	1	1	----	1	----	----	2	3	1	----	----	2	----	1	1	1	----	----	----
Prostitution	8	8	----	----	1	----	----	----	----	----	----	----	----	----	2	----	----	----	5	----	----	----	----
Sex offenses	108	101	3	4	1	1	2	1	2	1	----	4	1	----	2	4	----	2	38	34	----	1	----
Drug laws	548	548	4	1	2	----	6	3	----	1	1	2	----	1	10	----	----	----	516	----	1	----	----
Gambling	392	392	32	67	22	----	4	8	----	----	20	12	3	4	6	8	----	----	206	----	----	----	----
Liquor laws	----	----	----	----	----	----	----	----	----	----	----	----	----	----	----	----	----	----	----	----	----	----	----
All other offenses	296	87	5	5	1	1	8	9	2	----	6	5	1	17	2	2	----	----	3	15	2	3	----
Total, pt. 2 felonies	2,625	2,011	87	136	49	11	43	34	11	13	59	64	32	41	52	46	----	6	782	529	7	9	----
Grand total	31,094	12,859	1,016	1,210	380	195	655	345	160	295	1,179	1,083	743	727	1,178	669	1	42	793	1,866	83	236	3

PT. 1. CLASSES																							
Homicide	155	148	4	27	1	----	6	1	1	1	30	14	7	6	21	11	----	----	----	18	----	----	----
Manslaughter	8	8	----	----	----	----	----	----	----	----	----	1	----	----	----	----	----	----	----	----	7	----	----
Negligent homicide	14	13	----	----	----	----	----	----	----	----	1	----	----	----	----	----	----	----	----	----	12	----	----
Rape	132	104	3	3	2	1	8	1	----	1	8	4	2	3	8	5	----	----	----	53	----	2	----
Attempt rape	27	22	2	2	1	----	2	1	----	----	2	----	----	----	----	3	----	1	----	8	----	----	----
Robbery	3,663	1,394	64	151	41	7	57	33	5	4	144	231	40	65	136	73	----	4	----	336	3	----	----
Attempt robbery	282	155	11	13	10	1	8	5	2	2	17	21	4	7	17	10	----	1	----	24	2	----	----
Aggravated assault	2,474	1,936	113	421	75	25	121	58	8	13	274	218	148	67	307	80	----	1	1	1	2	3	----
Housebreaking	9,076	2,375	88	149	77	10	154	88	81	56	315	240	192	285	308	220	----	11	1	98	----	2	----
Attempt housebreaking	233	134	3	16	6	3	10	5	3	7	14	11	17	9	18	8	----	1	1	2	----	----	----
Larceny, $100 and over	1,621	316	53	24	20	6	16	9	5	11	21	26	24	31	22	22	1	----	----	21	1	2	1
Larceny, under $100	8,632	2,878	770	141	110	62	117	69	46	84	240	318	167	164	273	162	1	4	3	17	15	115	----
Auto theft	5,736	1,454	43	65	23	18	27	35	13	7	103	38	53	116	34	335	----	13	3	486	40	2	----
Total, pt. 1 offenses	32,053	10,937	1,154	1,012	366	133	526	305	164	186	1,169	1,122	654	753	1,144	929	2	36	9	1,064	82	126	1
PT. 2. FELONIES																							
Other assaults	175	167	16	6	2	2	15	7	2	3	21	24	13	7	22	12	1	2	8	----	3	1	----
Arson	34	20	1	4	4	1	2	----	----	----	1	1	----	----	4	----	----	----	----	1	----	1	----
Forgery and counterfeiting	724	362	22	5	12	----	4	3	2	----	5	1	27	7	6	6	----	----	----	261	1	----	----
Fraud	156	62	1	2	2	----	1	1	----	1	4	2	1	1	6	----	----	----	1	39	----	----	----
Embezzlement	69	34	1	2	3	----	----	4	----	----	3	1	1	6	1	1	----	----	----	11	----	----	----
Stolen property (receiving etc.)	57	57	3	6	1	3	4	1	1	1	8	2	8	5	8	2	----	----	----	3	1	----	----
Vandalism	52	29	1	3	1	1	1	2	----	----	2	3	4	4	3	4	----	----	----	----	----	----	----
Weapons	30	30	3	7	2	----	1	4	----	----	----	2	1	----	3	1	----	----	1	2	2	1	----
Prostitution	6	6	----	----	1	----	----	----	----	----	----	----	----	----	4	----	----	----	1	----	----	----	----
Sex offenses	76	67	3	3	2	----	2	----	2	----	1	5	4	----	1	2	----	----	18	23	----	1	----
Drug laws	494	493	5	9	5	----	4	----	1	----	11	1	----	1	25	1	----	----	429	1	----	----	----
Gambling	398	398	26	65	15	----	5	4	----	2	14	11	9	----	13	8	----	----	226	----	----	----	----
Liquor laws	12	12	----	1	----	----	----	----	----	----	1	1	----	----	----	2	----	----	7	----	----	----	----
All other offenses	191	71	6	6	2	----	2	2	----	----	5	5	1	6	2	4	----	----	2	27	----	1	----
Total, pt. 2 felonies	2,474	1,808	88	119	52	7	41	28	8	7	76	59	69	37	98	43	1	2	693	368	7	5	----
Grant total	34,527	12,745	1,242	1,131	418	140	567	333	172	193	1,245	1,181	723	790	1,242	972	3	38	702	1,432	89	131	1

Actual pt. 1 offenses and pt. 2 felonies cleared, by unit—Continued

FISCAL YEAR 1966

Classification of offenses	Total reported	Total cleared	1	2	3	4	5	6	7	8	9	10	11	12	13	14	HP	K-9	MD	DD	TD	YAD	AH C. & R.
PT. 1. CLASSES																							
Homicide	146	137	1	21	4	----	6	9	1	1	23	13	11	5	9	8	------	------	------	25	------	------	------
Manslaughter	11	11	------	------	------	------	------	1	------	------	1	------	------	------	------	------	------	------	------	3	6	------	------
Negligent homicide	14	14	------	------	------	------	------	------	------	------	------	------	------	------	------	------	------	------	------	------	14	------	------
Rape	169	118	2	4	1	2	4	3	3	----	9	8	9	3	9	9	------	------	------	50	------	2	------
Attempt rape	27	20	------	3	2	----	2	------	------	------	------	1	2	1	2	2	------	------	------	5	------	------	------
Robbery	3,531	1,237	99	140	40	23	59	57	8	5	125	77	72	35	118	84	------	3	------	292	------	------	------
Attempt robbery	266	114	15	11	8	3	8	1	2	3	8	12	9	6	7	2	------	2	------	15	1	1	------
Aggravated assault	2,823	2,077	126	418	70	33	150	92	11	8	283	237	171	76	297	87	------	7	3	1	5	2	------
Housebreaking	8,920	1,476	78	137	89	28	90	126	44	18	168	150	127	72	194	95	1	6	------	52	------	1	------
Attempt housebreaking	301	132	1	6	8	4	13	15	2	----	26	13	13	3	14	13	------	1	------	------	------	------	------
Larceny, $100 and over	1,901	245	44	22	16	8	11	12	6	5	27	11	17	5	21	4	1	------	5	30	------	------	------
Larceny, under $100	11,361	2,675	716	105	141	89	125	112	49	54	417	234	116	85	219	127	------	2	1	12	4	67	------
Auto theft	5,295	903	30	41	25	14	31	25	11	11	69	28	98	39	41	220	------	8	------	198	12	2	------
Total, pt. 1 classes	34,765	9,159	1,112	908	404	204	499	453	137	105	1,156	784	645	330	931	651	2	29	9	683	42	75	------
PT. 2 FELONIES																							
Other assaults	213	201	20	13	9	4	26	10	----	----	18	34	21	13	15	7	------	3	3	------	4	1	------
Arson	54	23	1	3	----	1	----	5	------	------	2	3	2	2	3	1	------	------	------	------	------	------	------
Forgery and counterfeiting	611	373	41	5	16	----	2	1	3	2	4	10	3	3	14	3	------	1	------	264	1	------	------
Fraud	165	66	------	2	5	----	1	------	------	------	1	3	3	2	13	1	------	------	------	35	------	------	------
Embezzlement	45	23	3	1	----	1	----	1	------	1	2	3	1	----	1	----	------	------	------	9	------	------	------
Stolen property (receiving, etc.)	66	66	7	4	1	3	2	5	1	1	12	2	8	4	8	4	------	------	------	3	1	------	------
Vandalism	76	50	4	9	----	1	7	4	----	3	8	2	2	1	7	2	------	------	------	------	------	------	------
Weapons	37	37	4	------	3	1	2	3	----	1	10	2	2	----	3	----	------	------	6	------	------	------	------
Prostitution	2	2	------	------	------	------	------	------	------	------	------	------	------	------	------	------	------	------	2	------	------	------	------
Sex offenses	81	72	3	7	----	----	2	1	----	----	5	7	1	----	7	----	------	------	4	33	------	2	------
Drug laws	435	435	4	16	2	----	3	1	----	5	5	2	3	----	35	3	------	------	356	------	------	------	------
Gambling	402	402	27	41	9	13	3	2	2	----	31	25	8	5	41	14	------	------	181	------	------	------	------
Liquor laws	4	4	------	1	------	------	------	------	------	------	------	------	------	------	1	2	------	------	------	------	------	------	------
All other offenses	180	71	5	2	5	1	4	9	----	----	6	12	2	----	6	6	------	------	2	10	------	1	------
Total, pt. 2 felonies	2,371	1,825	119	104	50	25	52	42	6	13	104	105	56	30	154	43	------	4	554	354	6	4	------
Grand	37,136	10,984	1,231	1,012	454	229	551	495	143	118	1,260	889	701	360	1,085	694	2	33	563	1,037	48	79	------

Crime clearance rates, by month, calendar years 1960, 1961, 1962, 1963, 1964, 1965, and 1966

CRIME INDEX OFFENSES[1]

Month	1960	1961	1962	1963	1964	1965	1966
January	51.5	61.1	51.4	44.2	34.4	27.9	28.3
February	60.8	61.0	46.3	46.3	47.4	44.7	24.5
March	69.1	42.1	45.1	54.7	35.9	45.3	24.6
April	65.3	42.8	48.8	51.0	43.2	27.7	25.8
May	62.8	53.4	52.3	39.8	52.2	38.7	32.6
June	78.0	45.8	49.6	43.7	43.9	30.5	36.7
July	58.7	48.7	48.6	39.4	39.0	28.4	23.2
August	62.1	59.8	38.5	36.5	37.8	25.2	
September	52.7	57.8	46.0	43.6	43.6	26.6	
October	59.7	45.3	47.3	35.5	31.5	28.2	
November	54.2	46.2	38.1	37.1	27.8	18.6	
December	40.2	49.1	33.1	27.0	30.6	23.0	
Total	50.4	51.0	45.0	41.0	38.3	30.3	

PT. I OFFENSES[2]

Month	1960	1961	1962	1963	1964	1965	1966
January	46.5	59.7	57.3	44.0	36.4	29.9	29.8
February	50.8	58.0	46.8	46.8	47.0	46.0	27.2
March	57.2	41.7	46.1	50.1	37.0	45.8	25.2
April	52.5	40.5	45.7	47.6	43.1	30.3	27.8
May	49.1	49.0	48.1	39.6	49.0	40.1	30.9
June	56.0	45.0	46.2	42.3	41.4	31.4	35.3
July	54.1	46.2	44.8	39.4	38.2	29.4	29.9
August	38.9	50.2	36.9	35.5	38.4	26.2	
September	48.8	54.0	47.7	45.0	42.2	27.4	
October	53.4	43.3	47.8	36.5	36.6	29.3	
November	50.1	40.3	39.3	41.2	31.8	20.5	
December	40.1	47.8	36.9	31.6	33.4	24.9	
Total	49.7	47.8	45.0	41.3	39.2	31.5	

See footnotes at end of table, p. 454.

Crime clearance rates, by month, calendars years 1960, 1961, 1962, 1963, 1964, 1965, and 1966—Continued

PT. I OFFENSES CLEARED, BY FISCAL YEARS

Classification	Percent cleared														
	Prior to Mallory decision [3]						After Mallory decision [3]								
	1952	1953	1954	1955	1956	1957	1958	1959	1960	1961	1962	1963	1964	1965	1966
Criminal homicide:															
(a) Murder	94.9	85.3	97.3	100.0	94.5	96.8	92.2	89.8	97.2	91.1	96.5	98.8	97.1	95.5	93.8
(b) Manslaughter	100.0	100.0	100.0	100.0	100.0	100.0	100.0	100.0	100.0	100.0	100.0	-------	100.0	100.0	100.0
(c) Negligent homicide	100.0	100.0	96.9	100.0	100.0	100.0	100.0	100.0	109.0	100.0	100.0	100.0	100.0	92.9	100.0
Rape	95.6	92.9	93.6	93.4	91.8	92.0	91.9	82.3	94.2	87.8	90.7	90.1	86.4	79.2	70.4
Robbery	70.5	58.6	57.5	63.3	59.2	54.8	61.3	65.0	61.9	52.7	50.2	47.5	44.9	39.3	35.6
Aggravated assault	82.2	81.3	85.1	88.5	86.8	88.8	84.3	88.2	84.9	79.9	79.9	81.3	81.0	78.3	73.6
Housebreaking	46.3	37.5	44.0	52.6	51.1	47.2	50.5	54.6	42.7	44.1	42.2	34.0	33.5	27.0	17.4
Larceny, theft:															
(a) Grand larceny	39.9	34.9	38.3	42.2	37.7	41.9	43.4	38.8	36.8	29.4	29.3	26.4	19.6	19.5	12.9
(b) Petit larceny	33.8	36.3	34.9	40.3	36.8	36.8	40.6	40.4	39.8	34.0	33.4	33.2	32.3	33.3	23.5
Auto theft	31.9	23.2	26.9	28.4	38.7	34.7	31.9	41.2	28.7	36.7	29.3	28.9	30.0	25.3	17.1
Total	49.3	46.0	49.4	55.6	50.2	49.5	51.0	52.5	48.3	44.7	43.3	40.9	38.1	34.1	26.3

[1] Includes murder, nonnegligent manslaughter, forcible rape, robbery, aggravated assault, housebreaking, larceny ($50 and over), and auto theft.

[2] Includes all crime index offenses and also negligent homicide, carnal knowledge, and petit larceny.

[3] *Mallory* v. *United States* decided June 24, 1957.

REQUEST FOR INVESTIGATION OF DEMONSTRATIONS

Senator BYRD. Mr. Tobriner, I hope that if you have any responsibility at all in connection with this poverty program, you will take it upon yourself to see that somebody investigates the actions of these people who are being paid under the antipoverty program, and who are fomenting unrest in stirring up disorders and organizing demonstrations against the police and against the Welfare Department. As far as their demonstration in front of my house and against me is concerned, I am not complaining about that. They may as well picket the trees over in my yard as to picket me, because it does not have any effect or influence on me and will not in the future. I do not intend to change my viewpoint on any matter because of such actions.

CRISIS, SHELTER, AND JUNIOR VILLAGE PROGRAMS

Mr. Brewer, do you have anything else.

Mr. BREWER. No, sir. I appreciate the committee's and Congress efforts. I think we have made real progress on our programs this year. As I indicated in my opening statement, I think we are beginning to do some of the things we have been talking about. I appreciate very much the action in both the House and Senate committees in allowing me to establish my crisis program and my 24-hour shelter program, and I would like to submit for the record also statements showing the activities in these programs. I am convinced that they are what we said they would be, preventive in nature. My population at Junior Village today is 551, and it is going down steadily.

This is a combination of many factors. We have got a good many problems in the Department which I am aware of and which we are working on, but I am deeply appreciative of the assistance I have been given in the past 3 years by this committee and the Congress.

Senator BYRD. I want to insert in the record copies of correspondence directed to me in response to my inquiries with regard to the salaries of antipoverty workers who have been engaged in organizing demonstrations.

(The information follows:)

SENATE APPROPRIATIONS COMMITTEE,
Washington, D.C., June 16, 1966.

Hon. WILLARD W. WIRTZ,
Secretary, Department of Labor, Washington, D.C.
Hon. JOHN W. GARDNER,
Secretary, Department of Health, Education, and Welfare, Washington, D.C.
Hon. SARGENT SHRIVER,
U.S. Office of Economic Opportunity, Washington, D.C.

In view of news reports which have appeared in the Washington Post recently and which have indicated that the picketing of my home and public offices were organized largely by the United Planning Organization of Washington, D.C., I respectfully request that you inform me of funds allocated by you to this organization in Fiscal Years 1965 and 1966 and its request for Fiscal Year 1967 funds. Also, please advise me whether you authorized the use of public funds for the organization of public demonstrations. Do you authorize funds from your budget to be used to pay salaries of men to organize public demonstrations? Also, I would appreciate an expression of opinion from you as to how a demonstration of this type can be justified as a Federal program to eliminate poverty? I would appreciate a reply as soon as possible.

ROBERT C. BYRD,
U.S. Senator.

U.S. DEPARTMENT OF LABOR,
OFFICE OF THE SECRETARY,
Washington, D.C., July 11, 1966.

Hon. ROBERT C. BYRD,
U.S. Senate, Washington, D.C.

DEAR SENATOR BYRD: This is in reference to your June 16, 1966, telegram concerning the United Planning Organization of Washington, D.C. You will find listed on the enclosure to this letter the amounts and purposes of public funds administered by the Department of Labor and allocated to the United Planning Organization for fiscal years 1965 and 1966. Included also are those funds requested for fiscal year 1967.

The organization of public demonstrations was not and is not one of the authorized uses of these funds. Moreover, the organization of public demonstrations is not among the authorized functions, services, or duties of persons whose salaries are or have been paid from funds allocated by this Department to the United Planning Organization under the Manpower Development and Training Act of 1962, as amended (MDTA) or under Title II–B (Neighborhood Youth Corps) of the Economic Opportunity Act.

I hope the above information will be helpful. Please let me know if I can be of further assistance.

Sincerely,

W. WILLARD WIRTZ,
Secretary of Labor.

AMOUNTS AND PURPOSES OF DEPARTMENT OF LABOR FUNDS ALLOCATED TO UNITED PLANNING ORGANIZATIONS

AMOUNTS

	1. MDTA-E. & D.	2. MDTA-OJT	3. NYC
Fiscal 1965	$644,000	----------	$3,080,591
Fiscal 1966	----------	$321,510	3,733,172
Fiscal 1967	1,437,000	----------	2,506,300

PURPOSES

1. MDTA-Experimental & Demonstration Projects—Consist of an intensive program of counseling, guidance, training and job development for inmates of D.C. Youth Correction Center to prepare them for employment upon release from the institution; also a feasibility study for the development of a commercial and household cleaning service, managed by and employing neighborhood disadvantaged workers; job development program throughout metropolitan area to develop jobs for 2,500 unemployed youth and other disadvantaged persons.

2. MDTA–OJT Projects—Consist of promotional job development activities for on-the-job training in industry and public and non-profit agencies in the District of Columbia and neighboring communities in Maryland and Virginia.

3. Neighborhood Youth Corps Projects (Title II–OEO)—Provides work-training and work experience for eligible needy youth in various public and private non-profit agencies, such as teachers' aides in the public school program, research aides in data processing, and clerical aides in agencies.

THE SECRETARY OF HEALTH, EDUCATION, AND WELFARE,
Washington, D.C., June 22, 1966.

Hon. ROBERT C. BYRD,
U.S. Senate,
Washington, D.C.

DEAR SENATOR BYRD: This is in response to your telegram of June 16, 1966, which requests information on funds allocated by the Department of Health, Education, and Welfare to the United Planning Organization in FY 1965 and FY 1966 and that agency's request for funds for FY 1967. You also ask whether such funds support the organization of public demonstrations.

Under Public Law 88–368, $5,000,000 is authorized for "a special project in the Washington metropolitan area for the purpose of demonstrating to the

Nation the effectiveness of a large-scale, well-rounded program for the prevention and control of juvenile delinquency and youth offenses". These funds are being made available to the United Planning Organization according to the following schedule to support this program: FY1965—$1.5 million; FY 1966—$1.75 million; and FY 1967—$1.75 million. They support substantive programs such as: A Legal Service Program for the Indigent; Neighborhood Development Centers; Pre-School Programs for Disadvantaged Children; Housing Programs; Junior Citizens Corps; Group Family Foster Homes; Pre-Release Guidance Centers; Court Reporters (D.C. Court of General Sessions); Probation Project; Youth Community; Youth Shelter House; Youth Probation House.

As far as we know these programs were not involved in the picketing or other public demonstrations to which you refer.

Sincerely,

JOHN W. GARDNER,
Secretary.

OFFICE OF ECONOMIC OPPORTUNITY,
Washington, D.C., July 13, 1966.

Hon. ROBERT C. BYRD,
U.S. Senate,
Washington, D.C.

DEAR SENATOR BYRD: Sargent Shriver is out of the city and asked me to respond to your telegram of June 16 requesting information about allocation of funds to the United Planning Organization. The Office of Economic Opportunity approved $4,015,713 for the United Planning Organization in fiscal year 1965 and $7,353,569 in fiscal year 1966 under sections 204–205 of the Economic Opportunity Act. The United Planning Organization has requested approximately $13,000,000 in community action funds for fiscal year 1967. The sort of services we support are Head Start, day care, public education, family counseling, consumer education, legal services, and others.

We have never authorized the use of public funds for the organization of public demonstrations. We do not pay the salaries of men to organize public demonstrations; nor do we attempt to justify demonstrations as part of the federal program to eliminate poverty. In short, it is contrary to our policy that any public funds be used directly or indirectly to support the picketing of the homes or offices of public officials, or to conduct any mass demonstrations. It may happen on occasion that individuals connected in one way or another with a community action agency will participate and may in fact plan or organize such demonstrations. However, it is contrary to our policy to use OEO funds to support any such demonstrations.

I hope this clarifies our position.

Sincerely,

BERTRAND M. HARDING,
Deputy Director.

SENATE APPROPRIATIONS COMMITTEE,
Washington, D.C., June 16, 1966.

Hon. WALTER N. TOBRINER,
Commissioner, District of Columbia,
Washington, D.C.

In view of news reports which have appeared in the Washington Post recently and which have indicated that the picketing of my home and District of Columbia public offices was organized largely, or participated in, by the United Planning Organization of Washington, D.C., I respectfully request that you inform me of the amount of funds—both Federal and local—allocated by the District of Columbia to this organization in Fiscal Years 1965 and 1966 and its request for Fiscal Year 1967 funds. Also, please advise me whether the District authorized the use of public funds for the organization of public demonstrations. Does the District authorize funds from its budget to be used to pay salaries of men to organize public demonstrations? Also, I would appreciate an expression of opinion from you as a District Commissioner as to how a demonstration of this type can be justified as a Federal program to eliminate poverty? I would appreciate a reply as soon as possible.

ROBERT C. BYRD,
U.S. Senator.

GOVERNMENT OF THE DISTRICT OF COLUMBIA,
Washington D.C., Jun 20, 1966.

HON. ROBERT C. BYRD,
Chairman, Subcommittee on the District of Columbia Appropriations,
U.S. Senate, Washington, D.C.

DEAR SENATOR BYRD: Reference is made to your telegram of June 16, 1966.

No funds from the District's budget have ever been allocated to the United Planning Organization, except for a contract to provide certain information to the Community Renewal Program. The District does supply some relatively minor non-monetary contributions to the support of certain aspects of UPO's total program, chiefly in the form of contributed space and services, but in no case have such contributions been made to parts of that organization which are involved in organizing demonstrations.

The chief sources of financial support for the United Planning Organization have been direct grants from the Office of Economic Opportunity, the Department of Labor, the Office of Juvenile Delinquency and Youth Development (HEW), and the Ford Foundation. Grants from the Office of Economic Opportunity and the Labor Department (Neighborhood Youth Corps) are subject to approval or disapproval by the Board of Commissioners, D.C., under the terms of the enabling legislation. The others are not.

Of those grants subject to Commissioners' approval, none has ever been presented which indicated that the funds would be used to organize public demonstrations, or to pay the salaries of workers to organize such demonstrations. The District does not authorize funds from its budget for these purposes.

The grants approved by the Commissioners have referred to UPO's neighborhood development activities in general and positive terms such as: "active participation by the poor themselves in the development and implementation of services designed for their benefit;" "help change the interests, motives and orientations of poor individuals so that they can take advantage of opportunities;" "provide a bridge between those in need and those who can help;" "stimulating democratic neighborhood organization and group action;" and "give the citizens of the community a constructive voice in deciding upon and improving their own life patterns."

The principal techniques specifically mentioned for achieving these goals have included house-to-house visits by neighborhood workers, formation of block clubs and citizens councils, voluntary neighborhood-improvement efforts (cleanup campaigns, rat-control projects, etc.), as well as provision of a variety of services such as casework, employment counselling and referral, legal aid, consumer education, credit unions, etc.

The total amounts awarded to the United Planning Organization from Federal funds from November 1964 to date, according to records on file in District Government, are:

From the Office of Economic Opportunity	$12,044,845
From the Office of Juvenile Delinquency	2,859,466
From the Department of Labor	7,564,290
Total	22,468,601

The total amount of funds requested by UPO from the Office of Economic Opportunity for community action programs in the funding year beginning September 1966 is $14,791,348. We understand that additional submissions are now in preparation to the Labor Department and HEW, but are not in possession of final and full information as to the amounts.

It should be clearly understood that substantial portions of these totals are allocated to service programs, many of which are operated by D.C. Government or private agencies. For example, out of nearly $15 million sought for community action programs during the coming year, $900,221 is allocated to the Model School Division of the D.C. Public Schools, $826,101 for a Group Day Care program administered by a Health and Welfare Council affiliate, $674,746 for a year-round Headstart program operated by Schools, etc. Of the $22 million received to date, about $7 million has been devoted to the Neighborhood Youth Corps, which provides work-training opportunities for disadvantaged youth in a variety of public and private non-profit agencies. By far the largest number of opportunities in this program have been provided by District Government.

With regard to your closing question, "Also, I would appreciate an expression of opinion from you as a District Commissioner as to how a demonstration of this type can be justified as a Federal program to eliminate poverty?" the Commissioners do not believe that the financing of leadership in demonstrations of this type falls within the intent of the Economic Opportunity Act or other Federal legislation, and therefore would not consider such costs justified as part of a program supported by public funds. The Commissioners do, of course, fully support the right of free speech and expression of beliefs by private citizens.

Sincerely yours,

WALTER N. TOBRINER,
President, Board of Commissioners, District of Columbia.

EXPRESSIONS OF APPRECIATION

Senator BYRD. Mr. Brewer, you may submit anything you wish for the record.

Mr. BREWER. Yes, sir.

Senator BYRD. In addition to the tables that I have asked for.

Mr. BREWER. Yes, sir.

(The tables follow:)

SPECIAL PROGRAMS

Cumulative totals of cases served September 1965–July 1966

Month and year	WTOC	TAFUP	CRISIS	TEFS	FES
September 1965		6			
October 1965	178	65	100	25	17
November 1965	346	179	193	47	56
December 1965	346	261	273	68	119
January 1966	517	388	347	93	184
February 1966	700	458	405	112	244
March 1966	700	573	532	136	310
April 1966	873	636	618	161	378
May 1966	873	669	715	180	450
June 1966	1,082	706	793	207	540
July 1966	1,082	753	869	236	633

Average number of children in families receiving assistance in new programs, October 1965–June 30, 1966

Program	Number of children
Total	3.3
Work and training opportunity center	3.0
Temporary assistance program for families of unemployed parents	3.0
Crisis assistance and service program	3.4
Family emergency service program	4.3
Temporary emergency family shelter	3.6

Temporary Emergency Family Shelter

Cases opened and cases closed, fiscal years 1966 and 1967

Year and month	Cases opened	Cases closed	Cases open during month
Fiscal year 1966:			
October	25	19	21
November	22	22	27
December	21	22	26
January	25	23	29
February	19	19	25
March	24	9	26
April	25	27	30
May	19	11	22
June	27	19	32
Fiscal year total	207	171	
Fiscal year 1967:			
July	29	23	34
August			
September			
October			
November			
December			
January			
February			
March			
April			
May			
June			
Fiscal year total			

Applications received, disposed of, approved, and percent approvals, fiscal years 1966 and 1967

Year and month	Applications			
	Received	Disposed of	Approved	Percents approvals
Fiscal year 1966:				
October	47	47	25	53.2
November	38	38	22	57.9
December	36	36	21	58.3
January	48	48	25	52.1
February	32	32	19	59.4
March	40	40	24	60.0
April	36	36	25	69.4
May	41	41	19	46.3
June	50	50	27	54.0
Fiscal year total	368	368	207	56.3
Fiscal year 1967: July	46	46	29	63.0

Crisis Assistance and Service

Cases opened and cases closed, fiscal years 1966 and 1967

Year and month	Cases opened	Cases closed	Cases open during month
Fiscal year 1966:			
October	100	100	100
November	93	93	93
December	80	80	80
January	74	74	74
February	58	58	58
March	127	127	127
April	86	86	86
May	97	67	97
June	78	57	78
Fiscal year total	793	742	----
Fiscal year 1967: July	76	62	76

Applications received, disposed of, approved, and percent approvals, fiscal year 1966 and 1967

Year and month	Applications			
	Received	Disposed of	Approved	Percent approvals
Fiscal year 1966:				
October	162	151	100	66.2
November	165	167	93	55.7
December	137	127	80	62.9
January	141	152	74	48.7
February	128	126	58	46.0
March	218	205	127	62.0
April	143	151	86	57.0
May	148	153	97	63.4
June	150	132	78	59.1
Fiscal year total	1,392	1,364	793	58.1
Fiscal year 1967: July	109	129	76	58.9

Temporary Assistance to Families of Unemployed Parents

Cases opened and closed, fiscal years 1966 and 1967

Year and month	Cases opened	Cases closed	Cases open during month
Fiscal year 1966:			
September	6	----	6
October	59	26	65
November	114	70	153
December	82	79	165
January	127	52	213
February	70	40	231
March	115	79	259
April	63	130	232
May	33	51	135
June	37	29	116
Fiscal year total	706	556	----
Fiscal year 1967: July	46	26	96

Applications received, disposed of, approved and percent of approvals, fiscal years 1966 and 1967

Year and month	Applications			
	Received	Disposed of	Approved	Percent approval
Fiscal year 1966:				
September	21	10	6	60.0
October	115	95	59	62.1
November	201	189	114	60.3
December	153	130	82	63.1
January	232	252	127	50.4
February	179	153	70	45.8
March	202	228	115	50.4
April	111	134	63	47.0
May	78	78	33	42.3
June	100	78	37	47.4
Fiscal year total	1,392	1,347	706	52.4
Fiscal year 1967: July	171	109	47	43.1

FAMILY EMERGENCY SERVICES

Cases opened and cases closed, fiscal years 1966 and 1967

Year and month	Cases opened	Cases closed	Cases open during month
Fiscal year 1966:			
October	17	----------	17
November	39	----------	45
December	63	41	79
January	65	53	103
February	60	42	110
March	66	40	134
April	68	54	162
May	72	78	180
June	90	58	192
Fiscal year total	540	366	----------
Fiscal year 1967: July	93	86	227

Applications received, disposed of, approved, and percent approvals, fiscal years 1966 and 1967

Year and month	Applications			
	Received	Disposed of	Approved	Percent approvals
Fiscal year 1966:				
October	21	17	17	100.0
November	38	41	39	95.1
December	65	66	63	95.5
January	65	65	65	100.0
February	63	63	60	95.2
March	68	68	66	97.1
April	69	69	68	98.6
May	72	72	72	100.0
June	93	93	90	96.8
Fiscal year total	554	554	540	97.5
Fiscal year 1967: July	100	98	93	94.9

Work and Training Opportunity Center

Cases opened and cases closed, fiscal years 1966 and 1967

Year and month	Cases opened	Cases closed	Cases open during month
Fiscal year 1966:			
October	178	1	178
November	168	2	345
December		3	343
January	171	4	511
February	183	16	690
March		24	674
April	173	69	823
May		74	754
June	209	73	889
Fiscal year total	1,082	266	
Fiscal year 1967: July		87	816

Applications received, disposed of, approved and percent approvals, fiscal years 1966 and 1967

Year and month	Applications			
	Received	Disposed of	Approved	Percent approvals
Fiscal year 1966:				
October	330	342	178	52.0
November	310	243	168	69.1
December	286	115		
January	478	254	171	67.3
February	420	406	183	45.1
March	362	77		
April	208	354	173	48.9
May	246	128		
June	259	429	209	48.7
Fiscal year total	2,899	2,348	1,082	46.1
Fiscal year 1967: July	309	40		

Job placements by work training and opportunity center
(Sept. 20, 1965, to July 31, 1966)

Job placement	Number placed	Average weekly starting salary	Average weekly training allowance	Average weeks in training	Number of children
Addressograph operator	1	$70.00	$44.00	15.0	6
Appliance repairman	1	80.00	38.00	22.0	4
Apprentice air-conditioning mechanic	1	75.00	58.00	26.0	5
Automobile body painter	1	80.00	64.00	19.0	5
Automobile mechanic helper	1	100.00	64.00	8.0	6
Baker's helper	1	65.00	64.00	19.0	5
Bank teller	2	91.55	44.00	15.5	6
Bindery worker	3	70.35	47.33	19.3	10
Book processor	1	73.34	53.00	30.0	4
Busboy-waiter	1	50.00	10.00	12.0	1
Card arranger	1	79.78	36.00	20.0	1
Caretaker, animal	1	70.00	42.00	15.0	3
Carpenter's helper	2	94.75	44.50	8.5	4
Clerk, file-messenger	3	76.32	49.33	24.0	12
Clerk, general	3	61.67	45.33	22.7	7
Clerk, statistical	1	79.78	53.00	21.0	4
Clerk, stock	2	70.80	44.50	15.8	3
Clerk, supply	1	79.78	58.00	23.0	4
Clerk-typist	50	74.82	45.19	25.9	138
Consumer education aid	1	90.38	36.00	14.0	1
Custodian, school	1	75.20	53.00	38.0	4
Day care aid	1	80.00	36.00	24.0	1
Dental assistant	1	61.50	47.00	30.0	3
Draftsman apprentice	1	67.44	47.00	20.0	3
Electrician helper	1	60.00	36.00	16.0	1
Electrician apprentice	4	61.20	54.00	24.5	14
Elevator operator	1	73.35	11.00	21.0	1
Engineer, boiler maintenance	1	73.07	64.00	14.0	5
Food checker	2	86.40	55.50	14.0	8
Food service worker	2	71.27	55.50	15.0	9
Groundskeeper	1	84.60	58.00	20.0	4
Homemaker specialist	1	*	38.00	32.0	5
Key punch operator	3	67.78	43.33	18.3	7
Laborer, construction	4	93.67	50.00	18.3	11
Laborer, custodial	3	66.13	45.33	11.0	7
Laborer, plant	1	54.00	47.00	32.0	3
Library assistant	1	60.90	36.00	15.0	1
Maid, hotel	1	52.50	42.00	28.0	2
Mail handler	1	98.40	64.00	29.0	5
Meatcutter apprentice	5	97.92	64.60	17.0	25
Meat wrapper apprentice	1	91.58	54.00	38.0	7
Medical assistant	1		36.00	17.5	2
Mess attendant	1	91.60	53.00	22.0	3
Milling machine operator	1	56.00	53.00	23.0	3
Neighborhood worker	11	92.34	45.63	18.9	34
Nurse's aid	27	54.53	46.10	27.2	76
Nursery aid	1	51.20	42.00	18.0	2
Office machine serviceman	1	86.67	8.00	19.0	6
PBX operator	1	52.00	58.00	28.0	5
Payroll clerk	1	70.00	36.00	33.0	1
Printer's apprentice	1	80.00	53.00	24.0	3
Produce clerk	1	92.40	47.00	20.0	2
Relief cook (3d)	1	55.00	47.00	19.0	3
Reproduction machine operator	1	68.10	42.00	6.0	2
Rug cleaner	1	64.00	53.00	24.0	4
Rug mechanic assistant	1	76.50	64.00	12.0	6
Salad girl	1	60.80	53.00	25.0	5
Secretary	2	72.13	39.00	20.0	3
Social worker aid	3	91.73	47.33	15.6	7
Street cleaner	1	80.00	58.00	20.0	4
Teacher's aid	1	73.20	36.00	34.0	1
Teacher's assistant (day-care center)	1	90.38	47.00	14.0	3
Telephone operator	1	78.00	36.00	24.0	1
Television production assistant	1	65.00	53.00	20.0	3
Warehouseman	2	94.80	55.50	17.5	7
Total job placements	179				
Average weekly starting salary		74.27			
Average weekly training allowance			46.87		
Average number of weeks in training				22.0	
Total number of children in families					541

*Part-time positions, $1.50 per hour.

Senator BYRD. Be sure now that you bring all the old tables up to date.

Mr. BREWER. They are, sir.

Senator BYRD. I want to compliment you on the splendid service that you have performed. It has been a most difficult job.

Mr. BREWER. Thank you, Mr. Chairman.

Senator BYRD. Of course, you have had the help of others too.

Mr. BREWER. I certainly have.

Senator BYRD. The Commissioners are certainly deserving of commendation. I think you have done a lot for the Department. You have corrected a lot of things that should have been corrected, Mr. Brewer, and I am sorry that we will not be able to go into the operations of your Department as thoroughly and fully as we have in the past but we pretty well know how it is operating. We have the tables which you will provide us. I want to compliment you on your statement today and to compliment Mr. Galvin and all the others who have attended with you. They certainly are due their share of credit for the accomplishments that have been made.

(The tables follow:)

Summary of increases requested, fiscal year 1967

Activity and program	Increases requested		House action				Senate	
			Allowance		Reduction		Restoration requested	
	Positions	Amount	Positions	Amount	Positions	Amount	Positions	Amount
1. Office of the Director (1967 base $198,855, positions 17)	3	$26,805	------	$7,181	3	$19,624	------	----------
2. Planning, finance, and management services (1967 base $570,693, positions 63)	20	118,617	15	93,330	5	25,287	3	$12,187
3. Family and children services (1967 base $12,623,285, positions 707)	167	2,615,758	167	2,583,758	------	32,000	------	----------
4. D.C. welfare institutions (1967 base $6,920,873, positions 1,050)	49	560,527	25	449,191	24	111,336	4	16,185
5. Children's Center (1967 base $7,092,700, positions 957)	74	752,250	65	699,096	9	53,154	4	15,960
6. Office of Investigations and collections (1967 base $804,277, positions 148)	39	151,760	14	72,161	25	79,599	25	62,816
Total, Department of Public Welfare (1967 base $28,210,683, positions 2,942)	352	4,225,717	286	3,904,717	66	321,000	36	107,148

Summary of increases requested (fiscal year 1967)

Activity and program	Increases requested		House action				Senate restoration requested	
			Allowance		Reduction			
	Positions	Amount	Positions	Amount	Positions	Amount	Positions	Amount
1. OFFICE OF THE DIRECTOR (1967 BASE, $198,855; POSITIONS, 17)								
Classified pay increase		$7,175		$7,181		+$6		
GS–12 special assistant to Deputy Director	1	7,395			1	7,395		
GS–13 public information specialist	1	8,531			1	8,531		
GS–5 secretary	1	3,704			1	3,704		
Total, Office of the Director	3	26,805		7,181	3	19,624		
2. PLANNING, FINANCE, AND MANAGEMENT SERVICES (1967 BASE, $570,693; POSITIONS, 63)								
A. Planning and coordination (1967 base, $126,378; positions, 10):								
Classified pay increase		4,063		4,063				
GS–5 secretary	1	3,703			1	3,703	1	$2,651
GS–12 assistant chief, research and statistics	1	7,395			1	7,395	1	5,252
GS–4 statistical clerk-typist	1	3,354			1	3,354		
Total, planning and coordination	3	18,515		4,063	3	14,452	2	7,903
B. Control of eligibility determination (1967 base, $86,694; positions, 17):								
Classified pay increase		5,036		5,036				
GS–9 administrative aid	1	4,408			1	4,408		
Total, control of eligibility determination	1	9,444		5,036	1	4,408		
C. Personnel (1967 base, $97,673; positions, 13):								
Within-grade advancement		2,242		2,242				
Classified pay increase		3,959		3,959				
GS–12 recruiting specialist	1	6,765	1	6,765				
GS–11 personnel specialist	1	5,768	1	5,768				
GS–9 position classifier	2	9,759	2	9,759				
GS–7 placement assistant	1	4,357	1	4,357				
GS–4 personnel clerk	2	6,708	2	6,708				
Total, personnel	7	39,558	7	39,558				

D. Field administration (1967 base, $133,520; positions, 10):								
Classified pay increase		2,610		2,610				
GS-12 safety manager	1	6,427			1	6,427	1	4,284
Total, field administration	1	9,037		2,610	1	6,427	1	4,284
E. Finance and business management (1967 base, $126,428; positions, 13):								
Classified pay increase		4,080		4,080				
GS-13 digital computer systems analyst	1	8,531	1	8,531				
GS-6 mail and files supervisor	1	3,644	1	3,644				
GS-4 file clerk	1	2,984	1	2,984				
GS-12 accountant	1	7,395	1	7,395				
GS-11 budget analyst	1	6,398	1	6,398				
GS-5 clerk-stenographer	1	3,704	1	3,704				
GS-4 machine operator	1	2,811	1	2,811				
GS-3 key punch operator	1	2,516	1	2,516				
Total, finance and business management	8	42,063	8	42,063				
Total, planning, finance and management services	20	118,617	15	93,330	5	25,287	3	12,187
3. FAMILY AND CHILDREN SERVICES (1967 BASE, $12,623,285; POSITIONS, 707)								
A.1. Providing public assistance services (1967 base, $1,271,379; positions, 302):								
Classified pay increase		45,896		45,896				
Executive direction:								
GS-11 Procedures Specialist ..... 8 months	1	3,000	1	3,000				
GS-10 training supervisor ..... do	1	2,839	1	2,839				
GS-4 unit clerk ..... do	1	1,760	1	1,760				
Subtotal	3	7,599	3	7,599				
Continuing service:								
GS-12 section chief ..... 8 months	1	3,509	1	3,509				
GS-11 supervisor ..... do	8	24,895	8	24,895				
GS-10 medical social worker ..... do	1	2,838	1	2,838				
GS-9 social worker ..... do	39	106,838	39	106,838				
GS-5 secretary ..... do	1	1,939	1	1,939				
GS-4 unit clerk ..... do	8	14,083	8	14,083				
GS-3 assistant unit clerk ..... do	8	12,880	8	12,880				
GS-3 clerk DMT ..... do	8	24,386	8	24,386				
Reallocations		9,487		9,487				
Subtotal	74	200,855	74	200,855				

Summary of increases requested (fiscal year 1967)—Continued

Activity and program	Increases requested		House action				Senate restoration requested	
			Allowance		Reduction			
	Positions	Amount	Positions	Amount	Positions	Amount	Positions	Amount
3. FAMILY AND CHILDREN SERVICES—continued								
A.1. Providing public assistance services—Continued								
Emergency shelter:								
GS–10 administrator.....12 months	1	$9,039	1	$9,039				
GS–9 social worker.....do	1	4,292	1	4,292				
GS–5 homemaker.....do	5	14,578	5	14,578				
GS–4 clerk typist.....do	1	5,209	1	5,209				
Utilities		4,000		4,000				
Supplies and material (prov.)		11,000		11,000				
Equipment		500		500				
Subtotal	8	48,618	8	48,618				
Special financial aid:								
GS–11 supervisor.....12 months	1	4,703	1	4,703				
GS–10 social worker.....do	2	10,496	2	10,496				
GS–5 accounting clerk.....do	1	5,100	1	5,100				
GS–4 clerk-typist.....do	1	2,592	1	2,592				
Subtotal	5	22,891	5	22,891				
Screening and referral unit:								
GS–9 social worker	6	17,182	6	17,182				
GS–3 clerk, DMT	2	6,096	2	6,096				
Subtotal	8	23,278	8	23,278				
Homemaker service		32,000				$32,000		
Total, Public Assistance services	98	381,137	98	349,137		32,000		
A.2. Financial aid (1967 base, $4,975,000; positions —):								
Grants and gratuities		836,300		836,000				
Total		836,300		836,000				

A.3. Job placement and training (formerly TAFUP) (1967 base, $292,912; positions 13):								
Classified pay increase		3,139		3,139				
Annualization of prior year approved new services		4,130		4,130				
GS–11 supervisor	1	1,918	1	1,918				
GS–9 social worker	7	14,256	7	14,256				
GS–9 placement officer	2	3,744	2	3,744				
GS–4 unit clerk	2	3,148	2	3,148				
GS–3 assistant unit clerk	2	2,951	2	2,951				
GS–3 clerk, DMT	2	4,628	2	4,628				
GS–3 disbursing clerk	1	3,454	1	3,454				
Rental		500		500				
Postage, gas, etc		250		250				
Training expense		84,000		84,000				
Insurance		24,000		24,000				
Annulization, grants		223,481		223,481				
Subtotal	17	373,599	17	373,599				
Adjustment		−62,633		−62,633				
Total, job placement and training	17	310,966	17	310,966				
A.4. Food stamp certification (1967 base, $108,386; positions, 20):								
Within-grade advancements		2,780		2,780				
Classified pay increase		3,261		3,261				
Total, food stamp certification		6,041		6,041				
Total, Public assistance program	115	1,534,444	115	1,502,444		32,000		
B.1. Providing child welfare services (1967 base, $2,337,648; positions, 212):								
Classified pay increase		62,748		62,748				
Annualization of prior year approved workload		61,609		61,609				
Executive direction:								
GS–12 methods and processes specialist—8 months	1	8,104	1	8,104				
GS–11 assistant staff dev. cons—do	1	6,922	1	6,922				
GS–5 control clerk—do	2	8,821	2	8,821				
GS–5 administrative assistant—do	1	4,108	1	4,108				
GS–4 clerk typist—do	1	4,041	1	4,041				
Subtotal	6	31,996	6	31,996				
Intake and Study Section:								
GS–11 placement prom. and sel—8 months	1	7,222	1	7,222				
GS–10 foster home evaluator—do	1	6,701	1	6,701				
GS–3 clerk DMT	1	3,396	1	3,396				
Subtotal	3	17,319	3	17,319				

Summary of increases requested (fiscal year 1967)—Continued

Activity and program	Increases requested		House action				Senate restoration requested	
			Allowance		Reduction			
	Positions	Amount	Positions	Amount	Positions	Amount	Positions	Amount
3. FAMILY AND CHILDREN SERVICES—continued								
B. 1. Providing child welfare services—Continued								
Protective Services:								
GS–11 supervisory social worker.....8 months	2	$14,368	2	$14,368				
GS–9 social worker.....do	6	37,692	6	37,692				
GS–7 social worker.....do	4	22,235	4	22,235				
GS–4 clerk typist.....do	2	8,082	2	8,082				
GS–3 clerk DMT.....do	2	6,242	2	6,242				
Subtotal	16	88,619	16	88,619				
Foster home care:								
GS–6 administrative assistant	1	4,992	1	4,992				
GS–4 clerk typist	1	4,457	1	4,457				
Subtotal	2	9,449	2	9,449				
Adoptions:								
GS–9 social worker.....8 months	2	12,562	2	12,562				
GS–9 adoption recruiter.....do	1	6,047	1	6,047				
GS–4 clerk-typist.....do	1	4,040	1	4,040				
Subtotal	4	22,649	4	22,649				
Homemaker services		40,500		40,500				
Clothing		50,000		50,000				
Tuition		22,400		22,400				
Supplies and materials		2,000		2,000				
Special services (group homes)		80,000		80,000				
Total, providing child welfare services	31	489,289	31	489,289				
B. 2. Payments for board and care (1967 base, $2,223,700; positions —):								
Regular foster homes:								
Infant to 6 months, 42 children at $5		2,520		2,520				
6 months thru 5 years, 500 children at $5		30,000		30,000				
6 years thru 11 years, 810 children at $5		48,570		48,570				
12 years and over 662 children at $5		39,720		39,720				
Regular institutions: 146 children at $5		8,750		8,750				

Special institutions: 115 children at $5		$6,900		$6,900				
Service fee: 1,000 homes at $20		240,000		240,000				
Total, payments for board and care		376,460		376,460				
B.3. Payments for institutional care (1967 base, $600,000; positions —):								
Total, payments for institutional care								
B.4. Elementary school free lunch (1967 base, $65,364; positions, 8):								
Within-grade advancements		1,436		1,436				
Classified pay increase		2,397		2,397				
Total, elementary school free lunch		3,833		3,833				
B.5. Day care (1967 base, $136,949; positions, 2):								
Classified pay increase		502		502				
GS–9 day care specialists	2	12,838	2	12,838				
Maintenance of persons (day care)		100,000		100,000				
Total, day care	2	113,340	2	113,340				
Total, child welfare program	33	982,922	33	982,922				
C. Landlord-tenant consultant (1967 base, $31,725; positions, 4):								
Within-grade advancements		620		620				
Classified pay increase		1,225		1,225				
GS–11 social welfare specialist	1	2,015	1	2,015				
GS–9 supervisory welfare shelter specialist	1	1,673	1	1,673				
GS–7 welfare shelter specialist	4	5,991	4	5,991				
Total, landlord-tenant consultant	6	11,524	6	11,524				
D. Administrative services (1967 base, $580,222; positions, 146):								
Within-grade advancements		8,953		8,953				
Classified pay increase		20,567		20,567				
Annualization of prior year approved workload		3,992		3,992				
Annualization of prior year approved improved services		1,942		1,942				
Executive direction:								
GS–12 deputy administrative officer	1	6,696	1	6,696				
GS–11 contract specialist	1	5,713	1	5,713				
GS–5 secretary	1	3,636	1	3,636				
Subtotal	3	16,045	3	16,045				
Budget and accounting: GS–4 time and leave clerk	1	3,671	1	3,671				

Summary of increases requested (fiscal year 1967)—Continued

Activity and program	Increases requested		House action				Senate restoration requested	
			Allowance		Reduction			
	Positions	Amount	Positions	Amount	Positions	Amount	Positions	Amount
3. FAMILY AND CHILDREN SERVICES—continued								
D. Administrative services—Continued								
Office services:								
GS–9 office service supervisor	1	$4,836	1	$4,836				
GS–7 property officer	1	4,116	1	4,116				
GS–5 supply clerk	1	3,380	1	3,380				
GS–4 clerk-typist	1	3,292	1	3,292				
GS–2 messenger	2	5,086	2	5,086				
Subtotal	6	20,710	6	20,710				
Procurement:								
GS–7 purchasing agent	1	4,660	1	4,660				
GS–4 clerk-typist	1	3,292	1	3,292				
GS–4 stock control clerk	1	3,036	1	3,036				
Subtotal	3	10,988	3	10,988				
Total, administrative services	13	86,868	13	86,868				
Total, F. & C. S.	167	2,615,758	167	2,583,758		$32,000		
4. DISTRICT OF COLUMBIA WELFARE INSTITUTIONS (1967 BASE, $6,920,873; POSITIONS, 1,050)								
A. Central administration (1967 base, $68,092; positions, 10):								
Classified pay increase		2,426		2,426				
Total, central administration		2,426		2,426				
B. District of Columbia Village (1967 base, $2,430,532; positions, 378):								
Classified pay increase		54,822		54,822				
Supplies and materials		4,600		4,600				
Total, District of Columbia Village		59,422		59,422				
C. Receiving Home for Children (1967 base, $477,701; positions, 61):								
Within-grade advancements		6,948		6,948				
Classified pay increase		13,381		13,381				
GS–9 social worker	1	6,506			1	6,506		

GS–4 clerk-typist	1	4,472			1	4,472		
GS–7 teacher	1	5,534			1	5,534	1	$3,840
GS–6 recreation leader	1	5,079			1	5,079		
GS–5 secretary-stenographer	1	4,938			1	4,938	1	3,534
GS–5 counselor	12	50,556	12	50,556				
WBR–3 custodial leader	1	3,379	1	3,379				
WBF–12 cook	1	4,129	1	4,129				
WBF–10 cook	1	3,744	1	3,744				
WBF–5 cook-helper	2	5,692	2	5,692				
Other objects		9,900		9,900				
Total, Receiving Home for Children	22	124,258	17	97,729	5	26,520	2	7,374
D. Junior Village (1967 base, $2,814,954; positions, 443):								
Within-grade advancement		45,307		45,307				
Classified pay increase		75,287		75,287				
Annualization of prior year approved staffing		37,550		36,414		1,136		
Annualization of prior year approved workload		4,511		4,511				
GS–5 secretary-stenographer	2	9,876			2	9,876		
GS–5 operation control officer	1	4,213			1	4,213		
GS–8 teacher	1	6,014			1	6,014		
GS–4 clerk-typist	1	4,472			1	4,472		
GS–4 storeroom clerk	1	4,472			1	4,472		
GS–7 head nurse	1	5,084			1	5,084		
GS–3 clothing room clerk	2	6,708			2	6,708		
WBR–4 cleaner	5	18,720			5	18,720		
Total, Junior Village	14	222,214		161,519	14	60,695		
E. Municipal lodging house (1967 base, $34,053; positions, 4): Classified pay increase		754		754				
Total, municipal lodging house		754		754				
F. Administrative services (1967 base, $1,055,046; positions, 134):								
Within-grade advancements		7,674		7,674				
Classified pay increase		7,128		7,128				
GS–11 deputy administrative officer	1	7,691			1	7,691	1	5,277
GS–5 secretary	1	4,938			1	4,938	1	3,534
GS–4 property clerk	1	4,927			1	4,927		
WBR–6 driver	1	4,095			1	4,095		
WBL–5 laundry recorder—class and sorter	1	2,461			1	2,461		
WBR–13 steamfitter-plumber	1	5,062	1	5,062				
WBR–12 carpenter	1	4,843	1	4,843				
WBR–10 electrician	2	9,022	2	9,022				
WBR–3 laborer	2	6,658	2	6,658				
Gas		3,000		3,000				
Major repairs to district property		50,000		50,000				
Building maintenance supplies		25,000		25,000				
Total, administrative services	11	142,499	6	118,387	5	24,112	2	8,811

Summary of increases requested (fiscal year 1967)—Continued

Activity and program	Increases requested		House action				Senate restoration requested	
			Allowance		Reduction			
	Positions	Amount	Positions	Amount	Positions	Amount	Positions	Amount
4. DISTRICT OF COLUMBIA WELFARE INSTITUTIONS—continued								
G. Public Welfare Training Center (1967 base, $40,495; positions, 20):								
Within-grade advancements		$745		$545				
Classified pay increase		4,195		4,195				
GS-9 social worker	1	1,627	1	1,627				
WBF-8 cook	1	844	1	844				
Contractual services		375		375				
Telephone		300		300				
Equipment		1,068		1,068				
Total, PWTC	2	8,954	2	8,954				
Total, DCWI	49	560,527	25	449,191	24	$111,336	4	$16,185
5. CHILDREN'S CENTER (1967 BASE, $7,092,700; POSITIONS, 957)								
A. Central administration (1967 base, $727,728; positions, 76):								
Within grade advancements		12,767		12,767				
Classified pay increase		21,400		21,400				
GS-14 psychiatrist	1	13,900	1	13,900				
GS-11 psychiatric nurses	2	14,482	2	14,482				
GS-3 clerk typist	1	4,079	1	4,079				
Psychiatric drugs		4,010		4,010				
GS-12 clinical psychologist	1	9,020	1	9,020				
GS-7 psychology aid	1	5,534	1	5,534				
GS-7 vocational counselors	4	20,336	4	20,336				
GS-12 personnel officer	1	9,020			1	9,020		
GS-4 personnel clerk	1	4,472			1	4,472		
GS-7 pharmacist (part-time DCV)	1	5,084	1	5,084				
GS-11 assistant director of nurses	1	7,691	1	7,691				
GS-3 nursing assistant	2	6,708	2	6,708				
GS-9 supervisor of volunteers	1	6,506			1	6,506		
GS-4 dental assistant	1	3,747			1	3,747		
Supplies and materials		1,000		1,000				
GS-7 medical records librarian	1	5,534	1	5,534				
GS-9 teacher, speech, and hearing	1	6,506	1	6,506				
GS-9 dietitian (special diets)	1	6,506			1	6,506		
WBR-4 cleaner-leader	1	3,694	1	3,694				

Equipment		5,000		5,000				
Total, central administration	22	176,996	17	146,745	5	30,251		
B. District Training School (1967 base, $2,319,365; positions, 437):								
Within-grade advancements		38,840		38,840				
Classified pay increase		73,404		73,404				
Annualization		26,562		26,562				
GS-6 senior counselor	1	4,629	1	4,629				
GS-5 counselor	9	37,917	9	37,917				
GS-9 social worker	2	13,012	2	13,012				
GS-7 teacher, elementary	1	5,534	1	5,534				
GS-5 counselor	2	8,426	2	8,426				
GS-3 nursing assistant	3	10,062	3	10,062				
GS-5 nursing assistant	3	12,639	3	12,639				
GS-4 clothing clerk	1	3,747	1	3,747				
GS-4 nursing assistant	1	3,747	1	3,747				
WBF-4 food service workers	3	7,890	3	7,890				
WBR-3 cleaner	1	3,329	1	3,329				
Contractual service		1,500		1,500				
Total, District Training School	27	251,238	27	251,238				
C. Cedar Knoll School (1967 base, $1,321,266; positions, 213):								
Within-grade advancement		23,860		23,587		273		
Classified pay increase		43,276		43,276				
Annualization		7,994		7,994				
GS-5 counselor	9	37,917	9	37,917				
GS-9 social worker	1	6,506	1	6,506				
GS-4 nursing assistant	1	3,747	1	3,747				
GS-9 teacher, remedial reading	1	6,506	1	6,506				
Total, Cedar Knoll School	12	129,806	12	129,533		273		
D. Maple Glen School (1967 base, $565,055; positions, 90):								
Within-grade advancements		9,260		9,260				
Classified pay increase		18,908		18,908				
Annualization		1,356		1,356				
GS-5 counselor	2	8,426	2	8,426				
WBF-4 food service worker	2	5,260	2	5,260				
WBR-4 cleaner leader	1	3,694	1	3,694				
Total, Maple Glen School	5	46,904	5	46,904				

Summary of increases requested (fiscal year 1967)—Continued

Activity and program	Increases requested		House action				Senate restoration requested	
			Allowance		Reduction			
	Positions	Amount	Positions	Amount	Positions	Amount	Positions	Amount
5. CHILDREN'S CENTER—continued								
E. Administrative services (1967 base, $2,159,286; positions, 141):								
Within-grade advancement		$5,965		$5,965				
Classified pay increase		7,349		7,349				
GS–11 deputy administrative officer	1	7,691			1	$7,691	1	$5,277
GS–9 accountant	1	6,781			1	6,781	1	4,761
GS–3 clerk-typist	1	4,079			1	4,079	1	2,961
GS–3 supply clerk	1	4,079			1	4,079	1	2,961
WBR–8 bus drivers	2	8,624	2	8,624				
WBR–12 painter	1	4,843	1	4,843				
WBR–9 mechanic helper	1	4,395	1	4,395				
Rent and utility service		2,000		2,000				
Printing and reproduction		1,500		1,500				
Contractual services		50,000		50,000				
Supplies and materials		40,000		40,000				
Total, administrative services	8	147,306	4	124,676	4	22,630	4	15,960
Total, children's center	74	752,250	65	699,096	9	53,154	4	15,960
6. OFFICE OF INVESTIGATIONS AND COLLECTIONS (1967 BASE, $804,277; POSITIONS, 148)								
Classified pay increase		25,405		25,405				
Executive direction:								
GS–7 statistical clerk—8 months	2	6,951			2	6,951	2	5,597
GS–4 clerk-typist—do	1	2,456			1	2,456	1	1,957
Subtotal	3	9,407			3	9,407	3	7,554
Collections and accounting:								
GS–11 collections supervisor—8 months	2	8,732	2	8,732				
GS–9 Resources and courts agent—do	1	3,735	1	3,735				
GS–7 Resources and courts agent—do	1	3,582	1	3,582				
GS–5 secretary—do	1	2,705	1	2,705				
GS–4 clerk-typist—do	3	7,368	3	7,368				
Subtotal	8	26,122	8	26,122				

Resources and courts:								
GS–11 unit supervisor	8 months	1	4,276	1	4,276			
GS–9 Resources and courts agent	do	3	11,204	2	7,470	1	3,734	1	2,925
GS–7 Resources and courts agent	do	3	9,647	2	6,430	1	3,217	1	2,538
GS–4 clerk-typist	do	3	7,374	1	2,458	2	4,916	2	3,913
Subtotal		10	32,501	6	20,633	4	11,867	4	9,376
Evaluation and control:								
GS–11 unit supervisor	8 months	1	4,276			1	4,276	1	1,310
GS–7 analyzer-evaluator	do	2	5,922			2	5,922	2	4,567
GS–4 clerk-typist	do	1	2,456			1	2,456	1	1,957
GS–3 clerk, DMT	do	1	2,471			1	2,471	1	2,024
Subtotal		5	15,125			5	15,125	5	11,858
Investigations:								
GS–11 supervisor	8 months	1	$4,276			1	$4,276	1	$3,362
GS–9 investigator	do	4	14,932			4	14,932	4	11,703
GS–7 investigator	do	3	9,648			3	9,648	3	7,614
GS–9 evaluator	do	2	6,957			2	6,957	2	5,343
GS–4 unit clerk	do	1	2,455			1	2,455	1	1,957
GS–3 clerk, DMT	do	2	4,932			2	4,932	2	4,049
Subtotal		13	43,200			13	43,200	13	34,028
Total, Office of Investigations and Collections		39	151,760	14	72,161	25	79,599	25	62,816

Holiday and overtime pay, fiscal year 1965 and 1966 through June 30, 1966 (local funds only)

	Fiscal year 1965			Fiscal year 1966 through June 30, 1966		
	Holiday pay	Overtime	Total	Holiday pay	Overtime	Total
Office of the Director	.....	$2,611	$2,611	.....	$3,241	$3,241
Planning, finance, and management services:						
Planning and coordination	.....	1,629	1,629	.....	1,242	1,242
Control of eligibility determination	.....	1,932	1,932	.....	3,634	3,634
Personnel	.....	2,952	2,952	.....	11,392	11,392
Field administration	.....	514	514	$62	2,892	2,954
Finance and business management	.....	4,461	4,461	64	3,246	3,310
Surplus food distribution	.....	6,607	6,607	.....	.....	.....
Subtotal	.....	18,095	18,095	126	22,406	22,532
Family and children services:						
Providing public assistance services	.....	45,335	45,335	44	93,006	93,050
Temporary emergency family shelter	.....	.....	.....	433	2,805	3,238
Crisis assistance	.....	.....	.....	.....	2,313	2,313
Job placement and training	.....	.....	.....	.....	4,807	4,807
Food stamp certification	$19	9,255	9,274	.....	7,403	7,403
Providing child welfare services	.....	27,117	27,117	.....	30,919	30,919
Elementary school free lunch	.....	.....	.....	.....	143	143
Day care	.....	73	73	.....	194	194
Landlord-tenant	.....	.....	.....	.....	122	122
Administrative services	19	67,330	67,349	.....	74,165	74,165
Subtotal	38	149,110	149,148	477	215,877	216,354
District of Columbia welfare institutions:						
Central administration	20	469	489	921	3,624	4,545
District of Columbia Village	36,759	66,067	102,826	34,568	106,104	140,672
Receiving Home	8,388	16,281	24,669	7,749	34,113	41,862
Junior Village	47,291	41,631	88,922	45,042	42,116	87,158
Municipal lodginghouse	753	414	1,167	737	1,394	2,131
Administrative services	4,439	27,730	32,169	4,206	34,669	38,875
Welfare Training Center	169	1,090	1,259	216	2,056	2,272
Subtotal	97,819	153,682	251,501	93,439	224,076	317,515
Children's Center:						
Central administration	3,436	2,175	5,611	3,183	4,697	7,880
District Training School	43,345	43,405	86,750	45,634	67,088	112,722
Cedar Knoll School	21,687	30,848	52,535	22,923	51,835	74,758
Maple Glen School	9,463	5,416	14,879	9,577	10,531	20,108
Administrative services	12,242	49,207	61,449	7,264	49,769	57,033
Subtotal	90,173	131,051	221,224	88,581	183,920	272,501
Office of Investigations and Collections	.....	26,798	26,798	.....	40,927	40,927
Total, Department of Public Welfare	188,030	481,347	669,377	182,623	690,447	873,070

Fiscal year 1966 authorized positions and vacancies

	Authorized positions fiscal year 1966	Vacancies as of Aug. 31, 1966		
		Total	New positions authorized fiscal year 1966	Positions authorized prior fiscal years
Office of the Director	17			
Planning, finance, and management services:				
Planning and coordination	10	2		2
Control of eligibility determination	17	3		3
Personnel	13			
Field administration	10			
Finance and business management	13			
Subtotal	63	5		5
Family and children services:				
Providing PA services	302	44	5	39
Job placement and training	13	1	1	
Food stamp certification	20	1		1
Providing CW services	212	45	19	26
Elementary school free lunch	8	1		1
Day care	2			
Landlord and tenant consultant service	4	1		1
Administrative services	146	26	2	24
Subtotal	707	119	27	92
District of Columbia welfare institutions:				
Central administration	10			
D.C. Village	379	40		40
Receiving Home for Children	61	10		10
Junior Village	441	68	24	44
Municipal lodging house	4			
Administrative services	134	10		10
Welfare Training Center	21	1		1
Subtotal	1,050	129	24	105
Children's Center:				
Central administration	76	18		18
District Training School	437	58	4	54
Cedar Knoll School	213	28	1	27
Maple Glen School	90	15		15
Administrative	141	11		11
Subtotal	957	130	5	125
Office of Investigations and Collections	148	22		22
Grand total	2,942	405	56	349

Authorized federally funded positions, fiscal year 1966; status as of August 31, 1966

	Authorized	Filled	Vacant
OAA:			
Office of the Director	2	2	
Planning and coordination	2	1	1
FAB, family and children services	2	2	
District of Columbia Village	43	38	5
Office of Investigations and Collections	2	2	
Subtotal	51	45	6
MAA:			
Office of the Director	2	2	
Planning and coordination	3	3	
Personnel	2	2	
Finance and business management	7	6	1
Providing public assistance services	35	24	11
FAB, family and children services	10	10	
District of Columbia Village	2	1	1
Office of Investigations and Collections	4	3	1
Subtotal	65	51	14
Children's Bureau:			
Providing Child Welfare Services	25	23	2
Day Care	2	2	
Subtotal	27	25	2
Youth group homes	28	20	8
Title V	129	111	18
HEW–NIMH (DTS)	2	1	1
Grand total	302	253	49

Fiscal year 1966 authorized positions and vacancies

	Authorized positions, fiscal year 1966	As of Aug. 31, 1966		
		Reported vacancies	Name commitments	Other actions in process
Office of the Director	17			
Planning, finance, and management services:				
Planning and coordination	10	2	1	1
Control of eligibility determination	17	3		2
Personnel	13			
Field administration	10			
Finance and business management	13			
Subtotal	63	5	1	3
Family and children services:				
Providing PA services	302	44	22	22
Job placement and training	13	1	1	
Food stamp certification	20	1	1	
Providing CW services	212	45	7	37
Elementary school free lunch	8	1	1	
Day care	2			
Landlord and tenant consultant service	4	1	1	
Administrative services	146	26	9	17
Subtotal	707	119	42	76
District of Columbia welfare institutions:				
Central administration	10			
District of Columbia Village	379	40	31	9
Receiving Home for Children	61	10		6
Junior Village	441	68	22	25
Municipal lodging house	4			
Administrative services	134	10	1	7
Welfare training center	21	1		
Subtotal	1,050	129	54	47
Children's center:				
Central administration	76	18	6	6
District training school	437	58	7	32
Cedar Knoll School	213	28	3	20
Maple Glen School	90	15	2	3
Administrative	141	11	1	5
Subtotal	957	130	19	66
Office of Investigations and Collections	148	22	7	15
Grand total	2,942	405	123	207

Summary of social worker positions authorized 1966, Department of Public Welfare

Positions	Total	Office of the Director	Planning, finance, and management	Public assistance services	Job placement and training	Food stamp	Child welfare services	Elementary school free lunch	Day care	Land and tenant	DCWI				Children's Center			
											DCV	RHC	JV	WTC	CA	DTS	CK	MG
GS-15 supervisory social worker	2			1			1											
GS-14 supervisory social worker	3			1			2											
GS-14 social welfare consultant	1	1																
GS-13 supervisory social service representative	1			1														
GS-13 social welfare consultant	1 (1)		1 (1)															
GS-12 supervisory social service representative	2				1			1										
GS-12 supervisory social worker	14 (3)			9 (1)			3 (2)				1				1			
GS-12 social worker (general)	2		1	1														
GS-12 social welfare consultant	1									1								
GS-12 social welfare specialist	1	1																
GS-12 social welfare analyst	1		1															
GS-11 supervisory social service representative	4			3	1													
GS-11 supervisory social worker	45 (6)		1	15 (5)			25				1		1 (1)			1	1	
GS-11 social worker (court representative)	1 (1)						1 (1)											
GS-10 supervisory social service representative	14 (1)			14 (1)														
GS-10 social worker	90 (20)			2			70 (15)		1		4 (1)	1 (1)	5 (2)			4	2 (1)	1
GS-10 medical social worker	1			1														
GS-9 supervisory social service representative	1					1												
GS-9 social service representative	95 (2)			85 (1)	4		1 (1)	4					1					
GS-9 social worker	57 (27)		7 (1)	2			37 (24)	1			3			3		1	2 (1)	1 (1)
GS-8 social service representative	35			35														
GS-7 social service representative	67 (7)			35 (2)		8	22 (3)										1 (1)	1 (1)
GS-7 social worker	1						1											
GS-5 social service representative	19			15		4												
Total	459 (68)	2	11 (2)	220 (10)	6	13	163 (46)	6	1	1	9 (1)	1 (1)	7 (3)	3	1	6	6 (3)	3 (2)

( ) indicates vacancies as of June 30, 1966.

Daily average population of institutions and population at end of year by race and by sex, fiscal years 1963–66

Institution	Daily average population	Total under care at end of year [1]			
		Race		Sex	
		White	Nonwhite	Male	Female
1963					
Maple Glenn School	211	24	196	216	4
Cedar Knoll School	454	37	447	336	148
District Training School	1,111	657	1,125	1,025	757
Junior Village	693	60	699	437	322
Receiving Home	122	21	77	80	18
District of Columbia Village	674	307	381	372	316
Municipal Lodging House	31	10	11	21	----
Temporary Home for Soldiers and Sailors	43	46	3	49	----
1964					
Maple Glen School	212	30	189	214	5
Cedar Knoll School	470	53	453	333	173
District Training School	1,143	634	1,018	957	695
Junior Village	777	67	720	431	356
Receiving Home	133	10	81	63	28
District of Columbia Village	661	294	376	359	311
Municipal Lodging House	29	20	12	32	----
1965					
Maple Glen School	217	24	215	236	3
Cedar Knoll School	458	31	514	359	186
District Training School	1,167	631	1,069	984	716
Junior Village	850	46	759	447	358
Receiving Home	149	4	152	112	44
District of Columbia Village	666	307	379	362	324
Municipal Lodging House	25	15	13	28	----
1966					
Maple Glen School	227	22	210	230	----
Cedar Knoll School	485	28	489	312	205
District Training School	1,186	633	1,117	1,014	736
Junior Village	665	33	562	349	246
Receiving Home	151	19	142	123	38
District of Columbia Village	697	305	432	368	369
Municipal Lodging House	24	8	16	24	----

[1] Includes residents not currently in, but under care of the institution.

Average caseloads, continuing service.—Aug. 31, 1966

Social work positions:	
Authorized	129
Filled	122
Carrying caseloads	110

AVERAGE CASELOADS

Total cases receiving money payments:	11,671
Average by authorized positions	90
Average by filled positions	96
Average by workers carrying caseloads	106
Total case open during month:	12,582
Average by authorized positions	98
Average by filled positions	103
Average by workers carrying caseloads	114

Average by workers carrying caseloads

CASES RECEIVING MONEY PAYMENTS

	Cases	Workers	Cases per worker
OAA	2,228	15	149
AB	198	2	99
AFDC	4,769	69	69
APTD	3,493	16	218
GPA	983	8	123
Total	11,671	110	106

CASES OPEN DURING MONTH

OAA	2,312	15	154
AB	215	2	108
AFDC	5,124	69	74
APTD	3,844	16	240
GPA	1,087	8	136
Total	12,582	110	114

Public Assistance cases rehabilitated by DVR during fiscal 1965, status as of June 1966

PAD status	Cases	Average grant per case	Annual grant expenditure
Total	[1] 206		
Closed, during or after rehabilitation	140	$118.85	$199,248
Remained closed	102	115.85	141,804
Reopened after rehabilitation	38	[2] 125.97	57,444
Received payment during May 1966	32	158.72	41,904
No payment during May 1966	16		
Remained on assistance	29	110.65	38,508
Received payment during May 1966	17	70.70	14,424
No payment during May 1966	12		
Remained active cases for service only	35	[2] 144.94	60,876
Known to Public Assistance, applications rejected	2		

[1] Includes 60 physically able AFDC mothers enrolled in Public Welfare Training Center.
[2] Average grant at time of closing.

Average number of cases receiving assistance, per month, by category, fiscal 1957–66

Year	Total	Category				
		OAA	AFDC	AB	APTD	GPA
1957	8,592	3,005	2,241	261	2,458	627
1958	9,532	3,100	2,834	243	2,454	901
1959	10,680	3,115	3,539	235	2,474	1,317
1960	11,458	3,012	4,168	231	2,623	1,424
1961	12,497	2,954	5,069	216	2,779	1,479
1962	12,706	2,839	5,444	202	2,712	1,509
1963	11,067	2,650	4,373	190	2,976	878
1964	10,134	2,465	3,932	189	2,948	600
1965	10,647	2,385	4,205	201	3,129	727
1966	11,375	2,310	4,687	196	3,348	834

All cases receiving assistance each month—All categories—Fiscal years 1967, 1966, 1965, 1964, 1963, 1962, 1961, and 1960

Month	Fiscal years—							
	1967	1966	1965	1964	1963	1962	1961	1960
Average		11,375	10,647	10,134	11,067	12,706	12,497	11,458
July	11,569	11,105	10,304	10,369	11,971	12,895	11,949	11,149
August		11,244	10,427	10,154	11,773	13,000	12,116	11,132
September		11,251	10,457	10,050	11,521	12,969	12,100	11,138
October		11,355	10,484	9,964	11,340	12,955	12,251	11,218
November		11,343	10,492	9,909	11,206	12,942	12,379	11,222
December		11,388	10,622	10,013	11,072	12,919	12,471	11,415
January		11,334	10,621	10,055	10,932	12,806	12,597	11,354
February		11,401	10,661	10,072	10,769	12,645	12,703	11,576
March		11,470	10,866	10,256	10,672	12,574	12,810	11,780
April		11,424	10,904	10,185	10,591	12,406	12,788	11,747
May		11,548	10,912	10,267	10,602	12,275	12,915	11,813
June		11,638	11,019	10,310	10,349	12,093	12,882	11,865

Cases receiving old-age assistance—Fiscal years 1967, 1966, 1965, 1964, 1963, 1962, 1961, and 1960

Month	Fiscal year—							
	1967	1966	1965	1964	1963	1962	1961	1960
Average		2,310	2,385	2,465	2,650	2,839	2,954	3,012
July	2,246	2,358	2,402	2,550	2,747	2,893	2,999	3,078
August		2,359	2,413	2,547	2,747	2,889	2,991	3,051
September		2,340	2,402	2,525	2,710	2,875	2,965	3,035
October		2,335	2,400	2,515	2,710	2,853	2,969	3,028
November		2,309	2,402	2,496	2,689	2,853	2,975	3,018
December		2,310	2,405	2,464	2,669	2,875	2,970	3,026
January		2,311	2,392	2,461	2,656	2,856	2,970	3,010
February		2,300	2,345	2,435	2,619	2,829	2,955	3,000
March		2,298	2,379	2,421	2,586	2,823	2,929	2,992
April		2,269	2,362	2,387	2,574	2,795	2,921	2,974
May		2,267	2,358	2,383	2,540	2,782	2,902	2,962
June		2,265	2,354	2,402	2,554	2,747	2,901	2,968

Cases receiving aid to families of dependent children—Fiscal years 1967, 1966, 1965, 1964, 1963, 1962, 1961, and 1960

Month	Fiscal years—							
	1967	1966	1965	1964	1963	1962	1961	1960
Average		4,687	4,205	3,932	4,373	5,444	5,069	4,168
July	4,700	4,502	4,039	4,063	4,849	5,530	4,650	3,860
August		4,586	4,066	3,949	4,757	5,597	4,762	3,874
September		4,626	4,103	3,857	4,615	5,601	4,809	3,884
October		4,702	4,113	3,823	4,491	5,607	4,844	3,955
November		4,752	4,106	3,791	4,396	5,628	4,955	3,992
December		4,735	4,165	3,871	4,353	5,611	5,003	4,091
January		4,675	4,179	3,885	4,262	5,553	5,078	4,158
February		4,700	4,228	3,904	4,184	5,471	5,166	4,288
March		4,725	4,295	4,017	4,189	5,392	5,285	4,406
April		4,712	4,344	3,993	4,157	5,251	5,323	4,433
May		4,752	4,376	4,010	4,155	5,111	5,431	4,501
June		4,780	4,441	4,023	4,062	4,976	5,481	4,578

Cases receiving aid to the blind—Fiscal years 1967, 1966, 1965, 1964, 1963, 1962, 1961, and 1960

Month	Fiscal years—							
	1967	1966	1965	1964	1963	1962	1961	1960
Average	.....	196	201	189	190	202	216	231
July	195	203	204	181	196	205	225	232
August	.....	197	201	183	195	211	222	229
September	.....	202	201	183	197	208	221	229
October	.....	196	200	178	192	204	220	230
November	.....	189	199	188	191	208	221	234
December	.....	194	198	192	190	205	220	235
January	.....	195	201	191	192	200	215	237
February	.....	192	202	190	183	200	213	236
March	.....	194	202	193	187	199	212	234
April	.....	198	198	196	188	195	209	227
May	.....	192	204	193	188	196	210	226
June	.....	197	203	204	184	193	207	225

Cases receiving aid to the permanently and totally disabled—Fiscal years 1967, 1966, 1965, 1964, 1963, 1962, 1961, and 1960

Month	Fiscal years—							
	1967	1966	1965	1964	1963	1962	1961	1960
Average	.....	3,348	3,129	2,953	2,976	2,712	2,779	2,623
July	3,486	3,268	3,053	2,900	3,057	2,702	2,762	2,608
August	.....	3,318	3,057	2,909	3,042	2,663	2,787	2,598
September	.....	3,301	3,062	2,916	3,005	2,668	2,769	2,579
October	.....	3,322	3,091	2,880	2,989	2,660	2,798	2,606
November	.....	3,304	3,102	2,929	2,982	2,665	2,804	2,584
December	.....	3,300	3,146	2,935	2,972	2,634	2,810	2,596
January	.....	3,349	3,112	2,973	2,954	2,630	2,812	2,592
February	.....	3,359	3,132	2,967	2,955	2,641	2,799	2,581
March	.....	3,405	3,183	2,997	2,959	2,648	2,796	2,646
April	.....	3,404	3,206	2,983	2,946	2,732	2,757	2,671
May	.....	3,408	3,193	2,996	2,966	2,903	2,735	2,696
June	.....	3,434	3,222	3,053	2,886	3,003	2,720	2,723

Cases receiving general public assistance—Fiscal years 1967, 1966, 1965, 1964, 1963, 1962, 1961, and 1960

Month	Fiscal year							
	1967	1966	1965	1964	1963	1962	1961	1960
Average	.....	834	727	592	878	1,509	1,479	1,424
July	942	774	606	675	1,122	1,565	1,313	1,371
August	.....	784	690	566	1,032	1,640	1,354	1,380
September	.....	782	689	569	994	1,617	1,336	1,411
October	.....	800	680	568	958	1,631	1,380	1,399
November	.....	789	683	505	948	1,588	1,424	1,394
December	.....	849	708	551	888	1,594	1,468	1,467
January	.....	804	737	545	868	1,567	1,522	1,457
February	.....	850	754	576	828	1,504	1,570	1,471
March	.....	848	807	628	751	1,512	1,588	1,502
April	.....	841	794	626	726	1,433	1,578	1,442
May	.....	929	781	685	753	1,283	1,637	1,428
June	.....	962	799	606	663	1,174	1,576	1,371

Number of applications received in public assistance, fiscal 1963, 1964, 1965, 1966, and 1967

Month	Fiscal 1963	Fiscal 1964	Fiscal 1965	Fiscal 1966	Difference between 1965 and 1966	Fiscal 1967
Total	9,429	9,610	9,779	9,266	−513	
July	918	748	796	742	−54	728
August	964	883	931	874	−57	
September	793	803	881	718	−163	
October	742	842	728	798	+70	
November	796	774	902	742	−160	
December	672	671	631	630	−1	
January	778	818	775	747	−28	
February	742	930	906	587	−319	
March	772	780	797	1,109	+312	
April	795	787	754	695	−59	
May	723	807	876	787	−89	
June	734	767	802	837	+35	

Total number of openings in public assistance—fiscal years 1961, 1962, 1963, 1964, 1965, 1966, and 1967

Month	1961	1962	1963	1964	1965	1966	1967
July	430	401	368	343	332	377	413
August	499	484	341	235	384	433	
September	407	441	282	220	399	462	
October	417	382	293	232	312	405	
November	479	370	289	280	444	368	
December	384	391	273	303	347	381	
January	487	430	267	293	262	445	
February	416	369	309	371	433	245	
March	378	300	274	392	383	527	
April	331	462	310	344	397	410	
May	509	510	308	422	421	439	
June	430	435	257	379	452	415	
Total	5,167	4,915	3,571	3,814	4,506	4,847	
Difference from previous year		−252	−1,344	+243	+692	+341	

Total number of openings in OAA, fiscal years 1961, 1962, 1963, 1964, 1965, 1966, and 1967

Month	1961	1962	1963	1964	1965	1966	1967
July	62	39	40	41	39	30	36
August	45	42	40	26	38	28	
September	47	34	30	33	28	32	
October	50	34	38	27	23	29	
November	48	47	25	22	40	35	
December	42	55	34	22	28	45	
January	39	54	16	28	25	50	
February	24	36	22	28	28	16	
March	30	30	23	29	39	37	
April	23	26	27	31	26	46	
May	42	40	26	36	42	46	
June	46	30	38	58	42	45	
Total	498	467	359	381	398	439	
Difference		−31	−108	+22	+17	+41	

Total number of openings in AFDC, fiscal years 1961, 1962, 1963, 1964, 1965, 1966, and 1967

Month	1961	1962	1963	1964	1965	1966	1967
July	175	190	106	131	136	165	154
August	206	213	113	67	172	190	
September	161	206	88	72	161	183	
October	165	166	102	85	142	199	
November	201	176	86	112	179	163	
December	126	155	87	152	159	145	
January	218	151	83	100	103	153	
February	176	144	91	174	187	90	
March	181	108	107	161	164	207	
April	170	134	130	119	173	182	
May	230	107	117	149	203	180	
June	202	103	93	149	206	146	
Total	2,211	1,853	1,203	1,471	1,985	2,003	
Difference		−358	−650	+268	+514	+18	

Total number of openings in AB, fiscal years 1961, 1962, 1963, 1964, 1965, 1966, and 1967

Month	1961	1962	1963	1964	1965	1966	1967
July	2	1	1	4	5	4	2
August	3	6	3	2	2		
September	4	1	3	1	1	5	
October	1	1	2	3	3	3	
November	4	2	2	6	2	2	
December	2		2	5	1	4	
January		3	2	3	1	4	
February	2	3	1	4	5	2	
March	3		3	3	3	4	
April	4	2	2	3	5	5	
May	2	2	3	5	1	3	
June	4	2	1	4	2	2	
Total	31	23	25	43	31	38	
Difference		−8	+2	+18	−12	+7	

Total number of openings in APTD, fiscal years 1961, 1962, 1963, 1964, 1965, 1966, and 1967

Month	1961	1962	1963	1964	1965	1966	1967
July	85	39	128	84	98	109	89
August	111	47	112	97	104	112	
September	87	57	86	78	86	102	
October	81	57	77	74	81	85	
November	71	62	86	88	131	89	
December	96	74	80	97	85	109	
January	70	93	79	99	72	146	
February	83	53	98	112	102	80	
March	55	38	66	116	91	174	
April	38	154	60	104	117	95	
May	61	253	84	153	93	100	
June	52	186	73	98	111	117	
Total	890	1,113	1,029	1,200	1,171	1,318	
Difference		+223	−84	+171	−29	+147	

Total number of openings in GPA, fiscal years 1961, 1962, 1963, 1964, 1965, 1966, and 1967

Month	1961	1962	1963	1964	1965	1966	1967
July	106	132	93	83	54	69	132
August	134	176	73	43	68	103	----
September	108	143	75	36	63	80	----
October	120	124	74	43	63	89	----
November	155	83	90	52	92	79	----
December	118	107	70	27	74	78	----
January	160	129	87	63	61	92	----
February	131	133	97	53	111	57	----
March	109	124	75	83	86	105	----
April	96	86	91	87	76	82	----
May	174	108	78	79	82	110	----
June	126	114	52	70	91	105	----
Total	1,537	1,459	957	719	921	1,049	----
Difference	----	−78	−502	−238	+202	+128	----

Cases reopened in public assistance by category and percent of total openings, fiscal 1965, 1966, and 1967

Year and month	Total		OAA		AFDC		AB		APTD		GPA	
	Number reopened	Percent of total openings	Number reopened	Percent of total openings	Number reopened	Percent of total openings	Number reopened	Percent of total openings	Number reopened	Percent of total openings	Number reopened	Percent of total openings
Fiscal 1965 total	1,084		86		672		5		152		169	
July	65	19.6	5	12.8	45	33.1			4	4.1	11	20.3
August	82	21.4	7	18.4	50	29.1			17	16.3	8	11.8
September	69	20.4	2	7.1	56	34.8			6	6.9	5	7.9
October	47	15.1	2	8.7	36	25.4			3	3.7	6	9.5
November	102	22.9	12	30.0	60	33.5			15	11.4	15	16.3
December	103	29.7	12	42.9	56	35.2	1	100.0	13	15.3	21	28.4
January	66	25.2	4	16.0	41	39.8			11	15.3	10	16.4
February	136	31.4	10	35.7	80	42.8	2	40.0	16	15.7	28	25.2
March	91	23.8	8	20.5	50	30.5			14	15.4	,19	22.1
April	88	22.2	5	19.2	57	32.9	1	20.0	17	14.5	8	10.5
May	108	25.7	10	23.8	65	32.0	1	10.0	13	14.0	19	23.1
June	127	28.1	9	21.4	76	36.9			23	20.7	19	20.9
Fiscal 1966 total	1,111		89		646		6		175		195	
July	92	24.4	6	20.0	56	33.9	1	25.0	15	13.8	14	20.3
August	101	23.3	7	25.0	67	35.3			7	6.3	20	19.4
September	104	25.9	5	15.6	64	35.0			18	17.6	17	21.3
October	92	22.7	4	13.8	64	32.2			11	12.9	13	14.6
November	84	22.8	9	25.7	48	29.4	1	50.0	9	10.1	17	21.5
December	73	19.2	6	13.3	43	29.7			12	11.0	12	15.4
January	100	22.5	4	8.0	52	33.9			23	15.8	21	22.8
February	59	24.1	5	31.3	30	33.3			12	15.0	12	21.1
March	113	21.4	7	18.9	65	31.4			25	14.4	16	15.2
April	97	23.7	14	30.4	54	29.7	2	40.0	12	12.6	15	18.3
May	105	23.9	9	19.6	58	32.2	2	66.7	14	14.0	22	20.0
June	91	21.9	13	28.9	45	30.1			17	14.5	16	15.2
Fiscal 1967: July	100	24.2	7	19.4	59	38.3	1	50.0	14	15.7	19	14.5

Number of closings in public assistance, fiscal 1961, 1962, 1963, 1964, 1965, 1966 and 1967

Month	1961	1962	1963	1964	1965	1966	1967
July	333	316	481	647	274	323	351
August	356	429	604	239	305	339	
September	383	393	514	259	320	351	
October	299	422	414	312	327	352	
November	356	390	509	320	280	450	
December	264	438	298	273	281	332	
January	426	560	416	315	284	258	
February	348	430	387	317	383	342	
March	358	272	368	305	338	382	
April	456	655	422	355	346	337	
May	318	600	437	306	300	319	
June	301	674	464	301	316	381	
Total	4,198	5,579	5,314	3,949	3,754	4,166	
Difference	+241	+1,381	−265	−1,365	−195	+412	

Number of closings in OAA, fiscal 1961, 1962, 1963, 1964, 1965, 1966, and 1967

Month	1961	1962	1963	1964	1965	1966	1967
July	32	42	49	[1] 223	30	33	51
August	44	60	48	13	43	46	
September	45	46	45	41	34	36	
October	44	54	60	42	25	41	
November	49	39	31	34	25	52	
December	34	49	19	47	29	56	
January	60	56	54	52	35	23	
February	51	52	56	58	61	56	
March	65	33	50	43	47	45	
April	58	81	65	60	32	50	
May	42	48	50	37	32	47	
June	42	58	34	34	40	37	
Total	566	618	561	684	433	522	
Difference		+52	−57	+123	−251	+89	

[1] Includes 173 OA–MC cases that were certified for MAA.

Number of closings in AFDC, fiscal 1961, 1962, 1963, 1964, 1965, 1966, and 1967

Month	1961	1962	1963	1964	1965	1966	1967
July	104	12	195	176	108	104	122
August	114	158	239	128	135	116	
September	122	160	263	110	154	142	
October	107	149	170	121	140	155	
November	124	180	239	127	128	169	
December	82	180	126	116	112	125	
January	159	216	157	110	105	105	
February	103	174	137	128	152	131	
March	87	141	145	125	132	152	
April	173	227	181	128	132	160	
May	90	278	136	126	116	134	
June	106	279	162	133	128	189	
Total	1,371	2,265	2,150	1,528	1,542	1,682	
Difference		+894	−115	−622	+14	+140	

Number of closings in AB, fiscal 1961, 1962, 1963, 1964, 1965, 1966, and 1967

Month	1961	1962	1963	1964	1965	1966	1967
July	2	2	3	4	1	8	2
August	3	4	1	2	5	3	
September	2	3	4	1	2	2	
October	1	3	4		2	2	
November	7	3	2	1		8	
December	1	5	4	4	3	7	
January	7		4	1	1	1	
February	3	1	4	5	1	3	
March	6	1	4	1	4	2	
April	7	8	2	2	2		
May	3	2	5		3	2	
June	4	2	1	3	2	2	
Total	46	34	38	24	26	40	
Difference		−12	+4	−14	+2	+14	

Number of closings in APTD, fiscal 1961, 1962, 1963, 1964, 1965, 1966 and 1967

Month	1961	1962	1963	1964	1965	1966	1967
July	69	56	84	102	77	90	89
August	69	73	104	28	76	95	
September	76	74	102	58	94	80	
October	57	75	97	94	70	104	
November	79	60	116	90	60	108	
December	55	67	54	61	73	81	
January	92	89	98	98	65	57	
February	73	72	93	80	91	64	
March	77	47	91	96	85	96	
April	92	77	109	91	95	94	
May	68	63	72	100	79	69	
June	61	92	114	89	70	66	
Total	868	845	1,134	987	935	1,004	
Difference		−23	+289	−147	−52	+69	

Number of closings in GPA, fiscal years 1961–67

Month	1961	1962	1963	1964	1965	1966	1967
July	126	93	150	142	58	88	87
August	126	124	212	68	46	79	
September	138	110	100	49	36	91	
October	90	141	83	55	[1] 90	50	
November	97	108	121	68	67	113	
December	92	137	95	45	64	63	
January	108	199	103	54	78	72	
February	118	131	97	46	78	88	
March	123	50	78	40	70	87	
April	92	262	65	74	85	33	
May	115	209	174	43	70	67	
June	88	243	153	42	76	87	
Total	1,313	1,817	1,431	726	818	918	
Difference		+504	−386	−705	+92	+100	

[1] Includes 33 cases transferred to another category: APTD and/or AFDC.

Applications received, disposed of, approved, and percent of approvals in public assistance cases, fiscal 1963–67 (transfers excluded)

Year and month	Applications received	Applications disposed of	Applications approved	Percent approvals
Fiscal 1963 total	8,750	8,454	2,892	34.2
July	831	672	281	41.8
August	883	940	260	27.7
September	730	743	219	29.5
October	681	689	232	33.7
November	733	666	226	33.9
December	606	572	207	36.2
January	724	619	213	34.4
February	687	731	254	34.7
March	736	696	238	34.2
April	762	795	277	34.8
May	684	683	269	39.4
June	693	648	216	33.3
Fiscal 1964 total	9,108	9,083	3,349	36.9
July	689	720	284	39.4
August	831	629	183	29.1
September	776	701	193	27.5
October	809	798	199	24.9
November	730	732	236	32.2
December	630	705	262	37.2
January	781	799	293	36.7
February	900	843	341	40.5
March	741	712	353	49.6
April	737	764	294	38.5
May	765	931	380	40.8
June	719	749	331	44.2
Fiscal 1965 total	9,531	9,316	4,257	45.7
July	778	821	313	38.1
August	907	823	360	43.7
September	867	816	325	39.8
October	710	682	294	43.1
November	862	909	404	44.4
December	615	648	331	51.1
January	760	645	247	38.3
February	887	895	414	46.3
March	785	780	371	47.6
April	724	752	367	48.8
May	855	818	400	48.9
June	781	727	431	59.3
Fiscal 1966 total	8,755	8,949	4,357	48.7
July	716	563	351	62.3
August	845	679	404	59.5
September	669	704	374	53.1
October	778	808	385	47.6
November	713	679	339	49.9
December	591	615	342	55.6
January	704	919	402	43.7
February	534	426	192	45.1
March	1,060	1,178	478	40.6
April	634	825	349	42.3
May	738	841	390	46.4
June	773	712	351	49.3
Fiscal 1967: July	666	694	351	50.6

Applications received, disposed of, approved, and percent of approval in old-age assistance cases, fiscal 1963 to fiscal 1967 (transfers excluded)

Year and month	Applications received	Applications disposed of	Applications approved	Percent approvals
Fiscal 1963 total	877	838	263	31.4
July	91	79	33	41.8
August	98	94	24	25.5
September	97	74	17	23.0
October	58	81	30	37.0
November	66	57	19	33.3
December	52	78	27	34.6
January	53	36	12	33.3
February	70	66	18	27.3
March	72	62	18	29.0
April	77	79	19	24.1
May	89	66	22	33.3
June	54	66	24	36.4
Fiscal 1964 total	869	885	343	38.9
July	85	94	32	34.0
August	90	65	20	30.8
September	69	71	25	35.0
October	87	93	22	23.7
November	58	72	16	22.2
December	54	68	18	26.5
January	50	72	28	38.9
February	93	68	28	41.2
March	54	46	29	63.0
April	67	54	31	57.4
May	109	91	36	39.6
June	53	91	58	63.7
Fiscal 1965 total	897	858	356	41.5
July	91	102	34	33.3
August	86	92	32	34.7
September	77	78	22	28.2
October	67	48	18	37.5
November	96	87	34	39.1
December	44	56	26	46.4
January	50	47	23	48.9
February	74	62	28	45.2
March	82	82	38	46.3
April	62	62	22	35.5
May	79	74	38	51.4
June	89	68	41	60.3
Fiscal 1966 total	845	896	386	43.1
July	52	58	25	43.1
August	77	53	27	50.9
September	61	51	29	56.9
October	81	69	24	34.8
November	85	73	27	36.9
December	54	65	36	55.4
January	58	136	47	34.5
February	51	37	13	35.1
March	122	88	34	38.6
April	53	92	41	44.6
May	77	97	40	41.2
June	74	77	43	55.8
Fiscal 1967: July	66	66	32	48.5

Applications received, disposed of, approved, and percent of approvals in aid-to-families-with-dependent-children cases, fiscal 1963 to fiscal 1967 (transfers excluded)

Year and month	Applications received	Applications disposed of	Applications approved	Percent approvals
Fiscal 1963 total	4,346	4,177	1,331	31.9
July	448	323	105	32.5
August	468	520	110	21.2
September	360	371	84	22.6
October	358	351	101	28.8
November	339	314	230	73.2
December	324	302	85	28.1
January	343	317	81	25.6
February	329	300	90	30.0
March	368	337	107	31.8
April	342	409	130	31.8
May	307	324	116	35.8
June	360	309	92	29.8
Fiscal 1964 total	4,338	4,302	1,461	34.0
July	335	369	130	35.2
August	390	259	67	25.9
September	407	354	71	20.1
October	403	366	84	23.0
November	351	344	110	32.0
December	309	372	151	40.6
January	379	369	99	26.8
February	407	421	174	41.3
March	361	375	159	42.4
April	331	345	119	34.5
May	311	391	149	38.1
June	354	337	148	43.9
Fiscal 1965 total	4,472	4,468	1,977	44.2
July	388	388	135	34.8
August	442	387	170	43.9
September	411	411	160	38.9
October	345	354	141	39.8
November	414	443	178	40.2
December	292	311	159	51.1
January	364	310	102	32.9
February	411	425	187	44.0
March	337	344	164	47.7
April	334	342	172	50.3
May	386	417	203	48.7
June	348	336	206	61.3
Fiscal 1966 total	4,112	4,112	1,960	47.7
July	348	241	165	68.5
August	410	300	190	63.3
September	359	356	183	51.4
October	353	382	199	52.1
November	298	321	162	50.5
December	279	280	142	50.7
January	303	392	147	37.5
February	256	216	80	37.0
March	465	517	206	39.8
April	287	396	162	40.9
May	358	369	180	48.8
June	396	342	144	42.1
Fiscal 1967: July	321	325	150	46.2

Applications received, disposed of, approved, and percent of approval in aid-to-the-blind cases, fiscal 1963 to fiscal 1967 (transfers excluded)

Year and month	Applications received	Applications disposed of	Applications approved	Percent approvals
Fiscal 1963 total	31	28	18	64.3
July		2	1	50.0
August	5	3	2	66.7
September	2	1	1	100.0
October	2	2	1	50.0
November	2	1	1	100.0
December	2	2	2	100.0
January	2	3	2	66.7
February	3	1	1	100.0
March	3	4	2	50.0
April	5	1	1	100.0
May	3	5	3	60.0
June	2	3	1	33.3
Fiscal 1964 total	51	42	26	61.9
July		1	1	100.0
August	4	3	2	66.7
September	3	2	1	50.0
October	9	3	2	66.7
November		3	1	33.3
December		1		
January	4	5	3	60.0
February	10	5	4	80.0
March	6	5	3	60.0
April	4	2	1	50.0
May	4	8	5	62.5
June	7	4	3	75.0
Fiscal 1965 total	40	43	27	62.8
July		4	4	100.0
August	1	4	1	25.0
September	1	2	1	50.0
October	4	3	3	100.0
November	4	3	1	33.3
December	4	2	1	50.0
January	3	1		
February	4	8	5	62.5
March	6	4	3	75.0
April	7	6	5	83.3
May	5	3	1	33.3
June	1	3	2	66.7
Fiscal 1966 total	40	42	29	69.0
July	1	4	3	75.0
August	8	1		
September	2	6	5	83.3
October	1	1	1	100.0
November	3	2	2	100.0
December	1	4	3	75.0
January	4	4	4	100.0
February	2	2	2	100.0
March	2	3	1	33.3
April	8	9	5	55.6
May	2	4	3	75.0
June	6	4	1	25.0
Fiscal 1967: July	4	3	2	66.7

Applications received, disposed of, approved, and percent of approvals in aid to the totally disabled, fiscal 1963 to fiscal 1967 (transfers excluded)

Year and month	Applications received	Applications disposed of	Applications approved	Percent approvals
Fiscal 1963 total	625	658	538	81.8
July	56	56	52	92.9
August	38	62	54	87.1
September	42	52	43	82.7
October	35	45	41	91.1
November	71	49	44	89.8
December	32	34	32	94.1
January	58	49	38	77.6
February	54	67	54	80.6
March	63	54	40	74.1
April	47	58	37	63.8
May	64	71	55	77.5
June	65	61	48	78.7
Fiscal 1964 total	1,340	1,268	888	70.0
July	65	58	45	77.6
August	94	86	57	66.3
September	89	84	62	73.8
October	101	93	51	54.8
November	91	88	62	70.5
December	103	96	68	70.8
January	133	124	80	64.5
February	130	128	87	68.0
March	110	113	94	83.2
April	127	112	78	69.6
May	177	171	128	74.9
June	120	115	76	66.1
Fiscal 1965 total	1,614	1,522	1,003	65.9
July	128	135	87	64.4
August	151	143	92	64.3
September	164	113	81	71.7
October	114	112	73	65.2
November	138	163	106	65.0
December	93	106	73	68.9
January	119	101	62	61.4
February	159	134	85	63.4
March	144	122	82	67.2
April	113	144	92	63.9
May	157	115	76	66.1
June	134	134	94	70.1
Fiscal 1966 total	1,344	1,476	997	67.5
July	131	114	91	79.8
August	128	124	86	69.4
September	77	110	78	70.9
October	153	126	75	59.5
November	122	111	75	67.6
December	100	124	89	71.8
January	110	171	118	69.0
February	71	61	44	72.1
March	178	230	138	60.0
April	101	109	72	66.1
May	89	99	63	63.6
June	84	97	68	70.1
Fiscal 1967: July	67	70	44	62.9

Applications received, disposed of, approved, and percent of approvals in general public assistance cases, fiscal 1963 to fiscal 1967 (transfers excluded)

Year and month	Applications received	Applications disposed of	Applications approved	Percent approvals
Fiscal 1963 total	2,838	2,753	886	32.2
July	236	212	90	42.5
August	274	261	70	26.8
September	229	245	72	29.4
October	228	210	59	28.1
November	255	245	78	31.8
December	196	156	61	39.1
January	268	214	80	37.4
February	231	297	91	30.6
March	230	239	71	29.7
April	258	248	90	36.3
May	221	217	73	33.6
June	212	209	51	24.4
Fiscal 1964 total	2,512	2,581	649	25.1
July	205	198	76	38.4
August	253	216	37	17.1
September	208	190	34	17.9
October	209	243	40	16.5
November	231	225	47	20.9
December	164	163	25	15.3
January	215	229	57	24.9
February	260	221	52	23.5
March	210	173	73	42.2
April	208	251	75	29.9
May	164	270	71	26.3
June	185	202	62	30.7
Fiscal 1965 total	2,508	2,425	894	36.9
July	171	192	53	27.6
August	227	197	65	32.9
September	214	212	61	28.8
October	180	165	59	35.8
November	210	213	85	39.9
December	182	173	72	41.6
January	224	186	60	32.3
February	239	266	109	40.9
March	216	228	84	36.8
April	208	198	76	38.4
May	228	209	82	39.2
June	209	186	88	47.3
Fiscal 1966 total	2,409	2,421	984	40.6
July	184	146	67	45.9
August	222	201	101	50.2
September	170	181	79	43.6
October	190	230	86	37.4
November	205	172	73	42.4
December	157	142	72	50.7
January	229	216	86	39.8
February	154	110	53	48.2
March	293	340	99	29.1
April	180	219	69	31.5
May	212	272	104	38.2
June	213	192	95	49.5
Fiscal 1967: July	208	230	123	53.5

Total cases opened, receiving money payments and receiving no payment payments July 1965 through July 1966

Year and month	Total open	Difference	Received money payment	Difference	Received no money payment	Difference
FISCAL YEAR 1966						
July	11,840	+61	11,105	+86	626	−28
August	11,950	+110	11,244	+139	599	−27
September	12,013	+63	11,357	+113	656	+57
October	12,067	+54	11,355	−2	605	−51
November	12,083	+16	11,343	−12	638	+33
December	12,014	−69	11,388	+45	525	−113
January	12,128	+114	11,334	−54	794	+269
February	12,115	−13	11,401	+67	605	−189
March	12,300	+185	11,470	+69	718	+113
April	12,328	+28	11,424	−46	776	+58
May	12,386	+58	11,548	+124	699	−77
June	12,482	+96	11,638	+90	698	−1
FISCAL YEAR 1967						
July	12,514	+32	11,569	−69	797	+99

Public assistance caseload by race and category of assistance, Jan. 1, 1966

Category of assistance	Total	White	Nonwhite	Percent nonwhite of total
Total	11,683	1,520	10,163	86.9
Old-age assistance	2,314	576	1,738	75.1
Aid to the blind	200	19	181	90.5
Aid to families with dependent children	4,839	205	4,634	95.8
Aid to the permanently and totally disabled	3,501	588	2,913	83.2
General public assistance	829	132	697	84.1

Distribution of public assistance cases by place of birth, Jan. 1, 1966

	Category of assistance					
	Total	OAA	AB	AFDC	APTD	GPA
Total	11,683	2,314	200	4,839	3,501	829
District of Columbia	4,070	1,025	50	2,018	764	213
Other States	7,452	1,210	146	2,804	2,683	609
Outside the United States	161	79	4	17	54	7

Number of public assistance recipients living in NCHA housing, by category, January 1966

Category	Cases	Persons
Total	1,817	6,831
Old-age assistance	225	232
Aid to families with dependent children	1,246	6,236
Aid to the blind	19	20
Aid to the permanently and totally disabled	290	303
General public assistance	37	40

Public assistance cases by length of time on assistance and percent of time, as of Jan. 1, 1966

Length of time authorized for assistance	Number of cases											
	Total		OAA		AB		AFDC		APTD		GPA	
	Number	Percent	Number	Percent	Number	Percent	Number	Percent	Number	Percent	Number	Percent
Total	11,683	100.0	2,314	100.0	200	100.0	4,839	100.0	3,501	100.0	829	100.0
Less than 1 year	3,265	27.9	308	13.4	24	12.0	1,524	31.6	885	25.3	524	63.2
1 year, less than 2 years	1,947	16.8	272	11.8	26	13.0	798	16.5	683	19.5	168	20.3
2 years, less than 3 years	1,091	9.3	173	7.5	22	11.0	411	8.5	418	11.9	67	8.1
3 years, less than 4 years	916	7.8	156	6.7	8	4.0	304	6.3	421	12.0	27	3.3
4 years, less than 5 years	692	5.9	136	5.9	16	8.0	375	7.7	153	4.4	12	1.4
5 years, less than 6 years	663	5.7	150	6.5	4	2.0	360	7.4	134	3.8	15	1.8
6 years, less than 7 years	627	5.4	132	5.7	14	7.0	287	5.9	185	5.3	9	1.1
7 years, less than 8 years	576	4.9	184	7.9	6	3.0	241	5.0	141	4.0	4	.5
8 years, less than 9 years	429	3.7	146	6.3	11	5.5	184	3.8	86	2.5	2	.2
9 years, less than 10 years	308	2.6	119	5.1	7	3.5	89	1.8	93	2.7		
10 years, less than 11 years	226	1.9	109	4.7	7	3.5	54	1.1	56	1.6		
11 years, less than 12 years	260	2.2	110	4.8	8	4.0	54	1.1	87	2.5	1	.1
12 years, less than 13 years	157	1.4	56	2.4	2	1.0	45	1.0	54	1.5		
13 years, less than 14 years	93	.8	45	1.9	6	3.0	19	.4	23	.7		
14 years, less than 15 years	110	.9	43	1.9	4	2.0	17	.4	46	1.3		
15 years, less than 16 years	107	.9	53	2.3	3	1.5	16	.3	35	.9		
16 years, less than 17 years	57	.5	41	1.8	4	2.0	12	.2				
17 years, less than 18 years	53	.5	32	1.4	5	2.5	16	.3				
18 years, less than 19 years	23	.2	11	.4	1	.5	11	.2				
19 years, less than 20 years	23	.2	5	.2	4	2.0	13	.3	1	.1		
20 years, and over	60	.5	33	1.4	18	9.0	9	.2				

Length of time on public assistance by category, January 1966

Category	Arithmetic average length of time on assistance		Mode (months)	Median time spent on assistance	
	Years	Months		Years	Months
Average	4	1	6	2	6
Old-age assistance	6	6	6	5	7
Aid to the blind	8	2	18	5	0
Aid to families with dependent children	3	7	6	2	2
Aid to the permanently and totally disabled	3	9	6	2	4
General public assistance	1	3	6	0	8

Average monthly grants to public assistance recipients for the District of Columbia and adjacent selected counties by category, June 1966

City or county	OAA		AFDC		AB		APTD		GPA	
	Per person	Per case	Per person	Per family	Per person	Per family	Per person	Per case	Per person	Per case
District of Columbia	$64.40	$66.18	$33.15	$157.24	$73.84	$76.49	$73.06	$76.31	$73.09	$78.13
Montgomery County, Md.[1]	54.12	54.12	36.95	136.13	69.41	69.41	68.22	68.22	88.55	88.55
Prince Georges County, Md.[1]	59.38	59.38	33.75	145.98	56.29	56.29	69.60	69.60	75.15	75.15
Arlington County, Va	77.18	77.18	36.17	169.55	(2)	(2)	105.94	105.94	114.09	114.09
Alexandria, Va	105.71	105.71	31.05	142.61	(2)	(2)	125.82	125.82	51.42	51.52

[1] Data for June is not available; figures reported are for April 1966.
[2] Not available.

Grants authorized in specific case situations by standard of assistance in effect in the District of Columbia and in counties adjacent to the District, March 1966

City or county	Man 65 years living alone, keeping house	Family of mother and 4 children—ages 4, 6, 9, and 13	Single adult living alone, keeping house
District of Columbia	$87.20	$195.00	$83.00
Prince Georges County, Md	88.10	200.00	88.10
Arlington County, Va	127.00	142.00	127.00
Alexandria, Va	105.00	175.00	105.00

Average grants in District of Columbia and 7 large cities, January 1966

City	OAA per person	AFDC per family	AB per person	APTD per person	GPA per case
District of Columbia	$63.40	$158.73	$73.68	$75.41	$78.06
Baltimore, Md	57.83	150.18	76.48	76.45	78.49
Boston, Mass	75.38	181.73	NA	75.12	61.55
Cook County, Chicago	98.70	237.40	105.41	117.38	123.03
Los Angeles, Calif	98.21	190.75	124.88	107.15	88.44
San Francisco, Calif	99.04	189.33	127.50	97.50	60.53
Philadelphia, Pa	77.42	155.81	87.60	82.18	79.19
Hennepin County, Minn	58.06	189.81	91.41	72.97	(1)

[1] Not available.

Public assistance grants, fiscal years 1963–66

Item	Total	Old age assistance	Aid to dependent children	Aid to the blind	Aid to the disabled	General public assistance
Actual 1963:						
Average number of cases	11,067	2,650	4,373	190	2,976	878
Average number of persons	27,597	2,759	20,543	199	3,151	946
Average monthly grant per case		$61.47	$152.19	$71.03	$74.79	$74.94
Average monthly grant per person		$59.04	$32.39	$67.99	$70.64	$68.64
Total payments	$13,562,327	$1,954,832	$7,985,217	$162,162	$2,670,902	$789,214
Federal share	$8,174,674	$1,439,289	$5,009,276	$103,691	$1,622,418	
Local share	$5,387,653	$515,543	$2,975,941	$58,471	$1,048,484	$789,214
Actual 1964:						
Average number of cases	10,134	2,465	3,932	189	2,948	600
Average number of persons	25,202	2,560	18,691	197	3,101	653
Average monthly grant per case		$63.05	$154.66	$72.02	$74.88	$74.60
Average monthly grant per person		$60.72	$32.54	$69.10	$71.17	$68.48
Total payments	$12,511,631	$1,865,322	$7,297,672	$163,417	$2,648,529	$536,691
Federal share	$7,711,887	$1,371,298	$4,588,330	$105,508	$1,646,751	
Local share	$4,799,744	$494,024	$2,709,342	$57,909	$1,001,778	$536,691
Actual 1965:						
Average number of cases	10,647	2,385	4,205	201	3,129	727
Average number of persons	26,862	2,463	20,137	210	3,265	787
Average monthly grant per case		$63.99	$156.44	$73.75	$73.97	$76.79
Average monthly grant per person		$61.96	$32.67	$70.59	$70.89	$70.94
Total payments	$13,350,781	$1,831,342	$7,894,205	$177,879	$2,777,440	$669,915
Federal share	$8,134,165	$1,329,551	$4,945,316	$112,804	$1,746,494	
Local share	$5,216,616	$501,791	$2,948,889	$65,075	$1,030,946	$669,915
Actual 1966:						
Average number of cases	11,375	2,310	4,687	196	3,348	834
Average number of persons	29,368	2,377	22,969	204	3,498	902
Average monthly grant per case		$63.43	$157.67	$74.43	$75.51	$77.84
Average monthly grant per person		$61.64	$33.01	$71.80	$72.27	$71.97
Total payments	$14,614,480	$1,758,196	$8,867,819	$175,777	$3,033,698	$778,990
Federal share	$9,087,653	$1,336,011	$5,702,716	$113,405	$1,935,521	
Local share	$5,526,827	$422,185	$3,165,103	$62,372	$1,098,177	$778,990

Consumer Price Index comparison—Washington, D.C., May 1966 and May 1965

Item	May 1966	May 1965	May 1957 [1]	Percentage difference May 1966 and May 1957
Total	112.8	109.6	97.3	+15.5
Food	113.6	107.9	97.2	+16.4
Food at home	111.3	106.2	96.9	+14.4
Housing	111.0	110.3	98.1	+12.9
Apparel	112.3	106.8	99.7	+12.6

[1] The indexes for food and apparel are those most immediate to the prevailing price level of April 1957 which was used in establishing the Commissioners' budget standard now in effect for these items. The index for housing is the average for 1953, the year in which the present budget standard for housing costs was established.

TABLE 3.—*Old-age assistance: Recipients and payments to recipients, by State, June 1966* [1]

[Includes vendor payments for medical care and cases receiving only such payments]

State	Number of recipients	Payments to recipients		Percentage change from—			
		Total amount	Average	May 1966 in—		June 1965 in—	
				Number	Amount	Number	Amount
Total [2]	2,107,345	$163,250,190	$77.47	−0.1	−0.3	−1.9	−5.6
Alabama	112,076	7,966,407	71.08	(3)	+.2	−.1	+5.8
Alaska [4]	1,375	[5] 124,063	90.23	−.4	−1.3	+.2	−8.1
Arizona	13,342	833,196	62.45	+.5	+.5	+.2	−1.5
Arkansas [4]	60,850	4,070,596	66.90	+.5	+.9	+1.8	+6.7
California	280,435	27,163,364	96.86	+.4	−.2	+1.9	−9.8
Colorado [2]	41,948	4,083,967	97.36	−.2	−5.7	−4.5	−4.5
Connecticut	5,549	500,424	90.18	−3.3	−1.2	−17.1	−25.3
Delaware	1,539	107,199	69.65	−1.5	−.8	+8.9	+5.1
District of Columbia	2,280	223,896	98.20	+.1	+11.0	−3.3	+3.9
Florida [4]	77,364	5,009,825	64.76	+.3	−3.2	+4.3	+3.9
Georgia [4]	93,275	5,656,626	60.64	(3)	(6)	+1.2	+4.9
Guam	179	6,341	35.42	−1.6	−2.2	+2.9	−51.3
Hawaii [4]	1,415	104,274	73.69	+2.1	+1.9	+18.3	+21.5
Idaho	3,757	311,073	82.80	−.5	+10.4	−10.2	+1.1
Illinois [4]	42,707	2,309,674	54.08	−2.6	−6.7	−21.8	−55.5
Indiana	21,157	2,064,351	97.57	−.4	−.4	−6.2	+5.2
Iowa	26,172	2,536,726	96.93	−.5	−1.0	−2.3	−.5
Kansas [4]	19,707	1,891,767	95.99	−.4	+.4	−7.9	−9.2
Kentucky [4]	59,243	3,782,409	63.85	(3)	−.3	−.3	−.6
Louisiana	129,960	11,119,612	85.56	−.4	−2.9	−.9	−.1
Maine [4]	10,784	897,819	83.25	+.3	−12.5	−.7	−1.0
Maryland [4]	10,441	982,086	94.06	+.6	+.4	+4.0	+32.2
Massachusetts	49,789	5,033,826	101.10	−.4	−.6	−3.9	+4.5
Michigan	40,398	3,389,154	83.89	−1.2	−7.2	−17.0	−33.3
Minnesota	32,283	1,715,153	53.13	−.6	−.2	+2.0	−39.6
Mississippi	73,852	3,346,129	45.31	+.1	+4.6	+.6	+10.7
Missouri	98,529	7,538,624	76.51	−.3	+.3	−2.9	+6.4
Montana	4,242	340,456	80.26	−.7	−3.3	−18.0	−9.0
Nebraska [4]	10,547	1,004,010	95.19	+.4	+3.9	−15.1	−17.2
Nevada [7]	2,314	190,313	82.24				
New Hampshire	4,242	467,122	110.12	−12.7	−1.0	−3.0	+4.9
New Jersey	13,964	1,250,525	89.55	−.1	−.2	+.2	+1.0
New Mexico [4]	9,672	810,200	83.77	−.4	−2.7	−5.2	+18.7
New York [4]	62,229	4,471,265	71.85	+2.7	+2.8	+9.1	−16.6
North Carolina	41,583	2,846,170	68.45	−.2	(6)	−2.9	+5.6
North Dakota [4]	4,944	317,595	64.24	−.7	−.8	−2.7	−35.6
Ohio	79,383	7,532,280	94.89	−.2	+1.3	−2.4	−2.6
Oklahoma [4]	80,754	6,175,464	76.47	−.3	+.9	−1.9	−22.1
Oregon	9,516	701,068	73.67	−.7	−1.6	−5.9	−2.1
Pennsylvania	43,000	2,995,780	69.67	−.2	−.1	−6.4	−17.0
Puerto Rico [4]	27,202	236,328	8.69	−.7	(3)	−9.0	−17.5
Rhode Island [4]	5,383	536,702	99.70	−.1	−10.8	−6.6	−3.3
South Carolina [7]	23,875	1,382,295	57.90				
South Dakota	6,257	485,653	77.62	+.1	+.8	−10.0	−30.4
Tennessee	44,114	2,700,179	61.21	−.3	+2.9	−1.3	+2.1
Texas	227,943	17,444,773	76.53	−.1	+2.0	−1.3	+7.7
Utah	4,338	312,533	72.05	−.7	+1.1	−8.3	−5.7
Vermont [4]	5,228	530,981	101.56	+1.4	+3.5	−2.4	+1.7
Virgin Islands	424	17,248	40.68	−1.4	−.6	−5.8	−.2
Virginia	12,723	933,778	73.39	−.3	+3.1	−3.1	+5.7
Washington	29,784	2,338,144	78.50	−.6	−2.0	−8.2	−14.6
West Virginia	13,095	779,139	59.50	−1.5	+3.4	−6.6	+2.4
Wisconsin	27,859	3,467,880	124.47	−.3	−1.4	−.7	+10.8
Wyoming	2,324	214,028	92.09	−.6	+1.5	−3.7	+5.0

[1] All data subject to revision.
[2] Included 3,737 recipients aged 60–64 in Colorado and payments of $326,713 to these recipients. Such payments were made without Federal participation.
[3] Decrease of less than 0.05 percent.
[4] Represents aid to the aged, under program for aid to the aged, blind, or disabled, or for such aid and medical assistance for the aged.
[5] In addition, supplemental payments from general assistance funds were made to recipients.
[6] Increase of less than 0.05 percent.
[7] Data for May; June data not received.

TABLE 5.—*Aid to the blind: Recipients and payments to recipients, by State, June 1966* [1] *(includes vendor payments for medical care and cases receiving only such payments)*

State	Number of recipients	Payments to recipients		Percentage change from—			
		Total amount	Average	May 1966 in—		June 1965 in—	
				Number	Amount	Number	Amount
Total [2] [3]	85,007	$7,643,312	$89.91	−0.2	−0.2	−10.8	−8.9
Alabama	1,861	128,274	68.93	0	(4)	+.9	+1.1
Alaska [5]	106	9,090	85.75	−3.6	+.3	−4.5	−2.4
Arizona	777	55,882	71.92	−1.4	−1.3	−5.0	−4.7
Arkansas [5]	1,902	140,891	74.08	−.1	−1.8	−2.1	+2.7
California [2]	12,401	1,595,306	128.64	(4)	+1.1	(6)	−11.4
Colorado	226	21,098	93.35	−3.0	+1.1	−9.2	−3.1
Connecticut	295	31,494	106.76	−3.9	−18.7	−4.5	−24.5
Delaware	340	30,494	89.69	−.9	+9.9	+8.3	+17.6
District of Columbia	198	15,203	76.78	+2.6	−.8	−2.9	−5.0
Florida [5]	2,597	178,730	68.82	−.5	−2.6	+.2	+2.2
Georgia [5]	3,190	198,362	62.18	−.4	−2.2	(6)	+2.5
Guam	6	180	(7)				
Hawaii [5]	65	5,657	87.03	(7)	(7)	(7)	(7)
Idaho	114	7,870	69.04	0	−1.5	−13.6	−17.1
Illinois [5]	2,085	144,130	69.13	−1.4	−3.7	−12.8	−37.6
Indiana	1,691	168,711	99.77	−.1	+5.1	−3.8	+8.2
Iowa	1,059	114,567	108.18	−.5	+7.4	−6.4	−1.3
Kansas [5]	465	47,228	101.57	+.2	−4.8	−7.6	−7.1
Kentucky [5]	2,517	188,870	75.04	+.2	+.3	+.5	+1.1
Louisiana	2,621	211,276	80.61	−.2	+.4	−4.9	−5.7
Maine [5]	236	21,012	89.03	−3.3	−3.0	−21.6	−19.3
Maryland [5]	362	32,313	89.26	−1.1	+.2	−7.7	+1.8
Massachusetts	2,275	332,941	146.35	−.7	−14.9	+1.7	+8.5
Michigan	1,552	136,475	87.93	−1.8	−9.4	−6.9	−13.2
Minnesota	943	66,529	70.55	−1.5	+1.7	−10.7	−43.9
Mississippi	2,464	120,336	48.84	−.2	+1.3	−1.5	+1.6
Missouri [5]	4,188	335,040	80.00	−.2	−.2	−3.7	+2.7
Montana	209	15,307	73.24	+.5	−.4	−13.3	−27.8
Nebraska [5]	503	54,559	108.47	−1.4	−3.3	−19.1	−17.1
Nevada [5]	160	16,829	105.18				
New Hampshire	244	28,288	115.93	−.4	+.2	−6.2	+.5
New Jersey	903	84,466	93.54	−.4	−.9	−2.1	+3.3
New Mexico [5]	352	34,997	99.42	+.6	−1.7	+.9	+21.0
New York [5]	3,027	279,393	92.30	+.5	+3.7	−5.0	−24.0
North Carolina	4,809	363,210	75.53	+.1	+.5	−2.4	+5.0
North Dakota [5]	81	5,915	73.02	(7)	(7)	(7)	(7)
Ohio	3,079	293,046	95.18	0	+7.1	−5.6	+8.3
Oklahoma [5]	1,586	165,401	104.29	−.4	+.2	−2.0	−16.4
Oregon	504	49,191	97.60	+1.0	+2.2	+7.5	+17.1
Pennsylvania [3]	9,718	1,039,651	106.98	+1.3	+1.9	−44.6	−21.8
Puerto Rico [5]	1,281	11,153	8.71	−1.0	−.6	−6.8	−7.0
Rhode Island [5]	108	11,510	106.57	−.9	−7.2	+1.9	+15.4
South Carolina [5]	1,888	117,930	62.46				
South Dakota	109	8,001	73.40	0	−1.1	−2.7	+4.4
Tennessee	1,929	116,698	60.50	−1.7	−1.9	−6.4	+1.4
Texas	4,343	310,916	71.59	−.5	(4)	−7.0	−4.4
Utah	164	13,277	80.96	−1.2	+10.6	−1.8	+5.4
Vermont [5]	114	8,521	74.75	−6.6	−12.0	−5.0	−9.9
Virgin Islands	10	393	(7)	(7)	(7)	(7)	(7)
Virginia	1,140	88,101	77.28	−.3	+6.4	0	+6.6
Washington	664	58,295	87.79	−1.3	+6.8	−.9	−6.5
West Virginia	747	44,822	60.00	−1.6	+.2	−4.2	−.3
Wisconsin	748	81,198	108.55	−.3	−7.1	−5.7	−4.7
Wyoming	51	4,285	84.02	(7)	(7)	(7)	(7)

[1] All data subject to revision.
[2] Data include recipients of payments made without Federal participation and payments to these recipients as follows: California, $11,000 to 70 recipients and Missouri, $60,005 to 735 recipients.
[3] Does not include $631,111 to an estimated 7,800 recipients under State blind pension program in Pennsylvania administered under State law without Federal participation.
[4] Decrease of less than 0.05 percent.
[5] Represents aid to the blind under program for aid to the aged, blind, or disabled or for such aid and medical assistance for the aged.
[6] Increase of less than 0.05 percent.
[7] Average payment not computed on base of fewer than 50 recipients; percentage change on fewer than 100 recipients.
[8] Data for May; June data not received.

TABLE 6.—*Aid to the permanently and totally disabled: Recipients and payments to recipients, by State, June 1966* [1] *(includes vendor payments for medical care and cases receiving only such payments)*

State	Number of recipients	Payments to recipients		Percentage change from—			
		Total amount	Average	May 1966 in—		June 1965 in—	
				Number	Amount	Number	Amount
Total	588,041	$47,837,732	$81.35	+0.6	+1.2	+5.8	+1.6
Alabama	14,920	751,187	50.35	+.3	+.8	−.2	+8.4
Alaska [2]	282	30,735	108.99	+6.0	−11.0	+30.0	−15.2
Arizona	4,424	295,076	66.70	+2.0	+1.7	+17.9	+16.8
Arkansas [2]	9,880	821,863	83.18	+.3	−.4	+2.7	+38.1
California	86,937	9,387,649	107.98	+1.3	+1.8	+18.9	+9.1
Colorado	6,624	537,746	81.18	+.4	+.8	+7.8	+10.0
Connecticut	9,269	724,323	78.14	+.2	−10.4	+9.4	−5.6
Delaware	536	45,477	84.85	−.4	+2.3	+20.7	+33.8
District of Columbia	3,564	307,860	86.38	+.8	+2.5	+7.3	+11.5
Florida [2]	19,473	1,334,807	68.55	+.6	−3.9	+9.7	+10.2
Georgia [2]	27,986	1,769,663	63.23	−.1	+.3	+3.5	+6.4
Guam	46	1,537	[3]	[3]	[3]	[3]	[3]
Hawaii [2]	1,129	102,662	90.93	+2.4	+2.4	−7.2	−28.1
Idaho	3,191	186,063	58.31	−.6	−.3	+3.5	+5.1
Illinois [2]	28,940	2,128,640	73.55	−.5	−1.9	−3.1	−29.8
Indiana	1,971	273,361	138.69	+2.8	−8.1	+22.4	+25.2
Iowa	1,556	172,156	110.64	+2.6	+47.8	+21.2	+60.8
Kansas [2]	5,379	657,564	122.25	+.4	+.5	+5.4	+12.4
Kentucky [2]	12,548	1,007,694	80.31	+.5	+1.7	+9.4	+12.5
Louisiana	20,923	1,270,700	60.73	+.7	+1.1	+6.4	+10.0
Maine [2]	2,277	220,033	96.63	−.2	−.2	+.6	+7.6
Maryland [2]	8,636	829,560	96.06	+.9	+1.2	+8.4	+20.3
Massachusetts	14,208	2,413,743	169.89	+.7	+1.3	+7.2	+20.1
Michigan	15,008	1,563,851	104.20	+.9	−7.4	+25.3	+13.5
Minnesota	5,564	384,011	69.02	+2.8	+2.8	+41.9	+59.7
Mississippi	20,426	929,597	45.51	+.6	+.3	+7.1	+11.0
Missouri	15,675	1,235,082	78.79	+.6	+1.6	+2.2	+10.7
Montana	1,448	100,420	69.35	−3.7	−.3	+5.8	−7.3
Nebraska [2]	3,177	363,256	114.34	+2.1	+1.8	+16.6	+36.1
New Hampshire	675	80,655	119.49	+.4	−.1	+8.3	+9.3
New Jersey	9,045	958,451	105.96	+.5	+.7	+2.7	+7.3
New Mexico [2]	4,190	405,697	97.06	+.7	−1.4	+7.6	+32.0
New York [2]	33,586	2,793,409	83.17	+1.5	+2.4	−7.3	−42.8
North Carolina	24,095	2,116,047	87.82	+3.0	+15.4	+5.4	+20.0
North Dakota [2]	1,587	117,294	73.91	−2.6	+.4	−8.4	−49.2
Ohio	20,458	1,893,560	92.56	+.8	+6.7	+3.6	+22.0
Oklahoma [2]	16,298	1,543,904	94.73	+.1	+1.6	+11.0	−6.3
Oregon	8,618	617,565	71.66	−.3	[4]	+5.0	+10.2
Pennsylvania	20,784	1,487,019	71.55	+.8	+1.4	−.8	−8.5
Puerto Rico [2]	19,846	174,320	8.78	−.5	+.2	−3.9	−7.9
Rhode Island [2]	2,968	287,840	96.98	+.4	−11.5	+2.4	+3.3
South Carolina [5]	9,248	523,487	56.61				
South Dakota	1,197	96,935	80.98	+.7	+2.3	+7.6	+24.2
Tennessee	14,569	881,455	60.50	+.7	+.2	+7.4	+17.9
Texas	10,402	613,701	59.00	+.5	+.6	+4.2	+7.6
Utah	4,960	379,000	76.41	+.3	+1.2	−.1	+13.8
Vermont [2]	1,276	124,111	97.27	−7.1	+3.0	−.5	+11.5
Virgin Islands	47	1,879	[3]	[3]	[3]	[3]	[3]
Virginia	6,930	537,759	77.60	+.2	+5.4	+.3	+9.6
Washington	19,088	1,216,446	63.73	+.9	+.8	+3.8	+.5
West Virginia	5,767	329,234	57.09	−1.7	−2.0	−.8	+6.3
Wisconsin	5,675	749,356	132.05	−2.1	+.3	−11.2	−4.6
Wyoming	735	61,292	83.39	0	−.9	+4.3	+4.3

[1] All data subject to revision.
[2] Represents aid to the permanently and totally disabled under program for aid to the aged, blind, or disabled or for such aid and medical assistance for the aged.
[3] Average payment not computed on base of fewer than 50 recipients; percentage change on fewer than 100 recipients.
[4] Decrease of less than 0.05 percent.
[5] Data for May; June data not received.

TABLE 7.—*Aid to families with dependent children: Recipients and payments to recipients, by State, June 1966* [1] *(includes vendor payments for medical care and cases receiving only such payments)*

State	Number of families	Number of recipients		Payments to recipients			Percentage change from—			
		Total [2]	Children	Total amount	Average per—		May 1966 in—		June 1965 in—	
					Family	Recipient	Number of recipients	Amount	Number of recipients	Amount
Total [3 4]	1,090,721	4,520,553	3,417,673	$157,592,525	$144.48	$34.86	−0.6	(5)	+2.1	+5.2
Alabama [3]	17,257	71,254	56,693	904,880	52.44	12.70	−1.0	−1.1	−3.7	+3.6
Alaska [3]	1,336	4,907	3,761	172,401	129.04	35.13	−.1	−.8	+.5	+1.2
Arizona [3 4]	9,707	42,204	32,016	1,196,153	123.23	28.34	−.1	+.1	+3.6	+2.3
Arkansas	7,585	32,082	24,344	570,791	75.25	17.79	−1.1	−.3	+2.2	+7.7
California [3 4]	159,089	647,053	478,122	28,129,180	176.81	43.47	−1.1	−1.9	+14.3	+15.4
Colorado	12,443	48,324	37,257	1,934,618	155.48	40.03	−.6	−.7	+9.7	+16.1
Connecticut [4]	13,763	55,133	41,110	2,743,602	199.35	49.76	−1.4	−3.0	−7.4	−4.8
Delaware [4]	2,800	12,250	9,432	372,382	132.99	30.40	−2.6	−2.4	+5.0	+12.0
District of Columbia	4,780	22,618	18,228	754,052	157.75	33.34	+.7	+.3	+64.4	+8.7
Florida	31,445	122,978	97,963	1,957,078	62.24	15.91	+1.5	+1.6	+14.0	+15.7
Georgia	20,927	83,539	64,693	2,029,857	97.00	24.30	−.7	−.7	+11.7	+22.6
Guam	143	770	651	12,054	84.29	15.65	−.8	−1.4	+.8	+3.6
Hawaii [4]	3,464	15,134	11,307	616,708	178.03	40.75	−.4	+.7	+11.0	+28.3
Idaho	2,554	9,931	7,296	392,462	153.67	39.52	−2.0	−1.8	−1.5	+.4
Illinois [3 4]	53,033	249,839	195,654	10,005,175	188.66	40.05	−1.2	−2.2	−4.6	−15.0
Indiana [3]	11,826	49,415	37,364	1,637,389	138.46	33.14	+.2	+1.6	+.8	+12.6
Iowa	11,722	46,924	34,297	1,916,781	163.52	40.85	+.3	−1.7	+2.8	+7.9
Kansas [3 4]	8,944	37,582	29,304	1,515,349	169.43	40.32	−.7	−.5	−1.9	+2.1
Kentucky [3]	21,747	84,743	61,149	2,257,084	103.79	26.63	(6)	−.8	+1.0	+5.2
Louisiana [3]	24,535	108,013	82,730	2,588,921	105.52	23.97	−1.5	−1.9	+2.5	+6.4
Maine	5,194	19,494	14,432	615,232	118.45	31.56	−.7	−2.3	+2.6	+12.3
Maryland [3 4]	21,768	90,139	69,980	3,563,517	163.70	39.53	−.1	+.1	+5.4	+23.4
Massachusetts [7]	28,524	108,269	81,477	5,522,573	193.61	51.01	+.5	+2.7	+9.8	+17.4
Michigan [3 4]	38,240	156,953	117,945	5,583,068	146.00	35.57	−.5	−1.9	−4.0	−6.1
Minnesota [3]	14,531	53,601	41,673	2,503,296	172.27	46.70	+.1	−.9	+.9	−9.9
Mississippi	20,885	85,452	68,799	674,166	32.28	7.89	−.1	+.2	+2.3	−11.6
Missouri [3]	26,082	107,819	82,944	2,775,423	106.41	25.74	−.2	+.2	−.6	+5.3
Montana	2,087	8,385	6,514	307,405	147.30	36.66	+.4	+1.3	+11.5	+12.1
Nebraska [3 4]	4,746	19,295	14,843	632,435	133.26	32.78	−.4	−.9	+12.6	+16.1
Nevada [7]	1,365	5,606	4,417	181,335	132.85	32.35				
New Hampshire	1,234	5,126	3,858	240,697	195.05	46.96	−.4	−1.7	+8.6	+16.6
New Jersey	29,593	118,066	89,736	6,073,049	205.22	51.44	+.4	+.9	+7.6	+10.0
New Mexico [3]	7,593	31,656	24,224	1,037,907	136.69	32.79	+1.3	−4.7	+6.7	+16.5
New York [4]	136,481	570,404	421,768	27,651,704	202.60	48.48	+.5	+4.6	+5.6	+7.9
North Carolina [3]	27,123	112,995	84,810	3,039,289	112.06	26.90	+.9	+4.1	−.5	+5.2
North Dakota	2,046	8,200	6,275	331,433	161.99	40.42	−1.1	−1.2	−2.1	−13.3

Ohio [4]	45,504	192,130	144,298	6,866,549	150.90	35.74	−1.1	+4.7	−1.8	+12.4
Oklahoma [3 4]	19,402	77,470	58,045	2,633,937	135.76	34.00	−.3	+3.1	+3.9	+6.4
Oregon [3 4]	9,002	34,581	25,647	1,404,703	156.04	40.62	−5.1	−5.2	+6.2	+11.2
Pennsylvania [4]	57,107	247,521	182,926	7,852,122	137.50	31.72	−2.4	−2.4	−14.4	−13.4
Puerto Rico	45,599	186,096	148,729	764,894	16.77	4.11	−.7	−1.2	−5.5	−6.0
Rhode Island [4]	6,155	24,121	17,892	1,025,058	166.54	42.50	+.5	−13.6	+2.3	+4.3
South Carolina [7]	6,824	26,897	21,726	428,852	62.84	15.94				
South Dakota	3,262	12,287	9,284	416,884	127.80	33.93	+1.0	+3.1	+6.7	+12.6
Tennessee [3]	20,411	82,803	63,678	2,036,656	99.78	24.60	−1.0	−2.8	+6.4	+16.5
Texas	21,728	98,320	74,476	2,098,692	96.59	21.35	+2.	+.2	+4.6	+19.3
Utah [3 4]	5,965	24,274	17,618	879,360	147.42	36.23	+1.2	+3.0	+4.2	+17.3
Vermont	1,542	5,918	4,361	172,058	111.58	29.07	−.5	−.8	+4.7	+2.5
Virgin Islands	317	1,263	1,073	25,422	80.20	20.13	−.2	+.5	+21.6	+21.9
Virginia [3]	11,118	47,363	36,529	1,244,569	111.94	26.28	−.9	+1.1	+3.0	+7.1
Washington [3 4]	16,461	64,142	46,685	2,280,811	138.56	35.56	−.9	−5.4	−13.6	−12.6
West Virginia [3 4]	21,601	101,473	71,438	2,786,877	129.02	27.46	−3.6	−4.0	−9.9	−7.4
Wisconsin [3]	11,010	43,569	32,972	2,075,704	188.53	47.64	−1.2	−5.7	−1.8	−.6
Wyoming	1,121	4,172	3,220	159,931	142.67	38.33	0	−4.5	+9.5	+8.2

[1] All data subject to revision.
[2] Includes as recipients the children and 1 or both parents or 1 caretaker relative other than a parent in families in which the requirements of such adults were considered in determining the amount of assistance.
[3] Includes data on foster-family care; see table 10.
[4] Includes data on unemployed-parent segment; see table 8.
[5] Decrease of less than 0.05 percent.
[6] Increase of less than 0.05 percent.
[7] Data for May; June data not received.

TABLE 12.—*General assistance: Recipients and payments to recipients, by State, June 1966* [1] *(excludes vendor payments for medical care and cases receiving only such payments)*

State	Number of—		Payments to recipients			Percentage change from—			
						May 1966 in—		June 1965 in—	
	Cases	Recipients	Total amount	Average per—					
				Case	Recipients	Number of recipients	Amount	Number of recipients	Amount
Total [2]	286,000	592,000	$20,764,000	$72.70	$35.09	−2.9	+0.3	−10.9	−0.1
Alabama	86	87	1,108	12.88	12.74	(3)	(3)	(3)	(3)
Alaska	246	872	15,820	64.31	18.14	−.6	+1.4	+32.1	+46.2
Arizona	2,100	5,270	118,734	56.54	22.53	+.7	−1.0	+4.9	+2.0
Arkansas	306	1,078	4,386	14.33	4.07	−8.6	−5.5	+9.3	+3.1
California	21,872	36,127	1,385,628	63.35	38.35	+1.9	+3.1	+14.5	+13.2
Colorado	818	3,158	47,294	57.82	14.98	−1.4	+2.0	−37.2	−25.1
Connecticut	[4] 3,925	[4] 11,571	[4] 279,933	71.32	24.19	−.7	+.1	−7.6	−15.6
Delaware	1,456	2,829	79,322	54.48	28.04	−1.7	−4.1	+5.8	−3.6
District of Columbia	962	1,034	74,861	77.82	72.40	+3.3	+3.7	+20.2	+23.3
Florida [5]	8,100	(6)	238,000						
Georgia	2,331	5,475	73,707	31.62	13.46	−1.2	−1.4	+12.3	+2.5
Guam	24	31	910	(3)	(3)	(3)	(3)	(3)	(3)
Hawaii	1,094	1,659	99,380	90.84	59.90	+1.5	−2.6	+36.5	+44.3
Illinois	19,861	42,881	1,666,369	83.90	38.86	−2.5	+.3	−16.5	−14.1
Iowa [5]	3,100	7,000	111,000						
Kansas	2,247	4,607	176,174	78.40	38.24	−4.4	−3.5	−27.3	−7.0
Kentucky	1,212	3,357	42,799	35.31	12.75	−13.7	−12.8	+14.3	+12.3
Louisiana	6,756	7,422	353,624	52.34	47.65	−1.9	−1.4	−17.2	−16.5
Maine	1,955	5,948	81,392	41.63	13.68	−22.0	−21.9	−26.3	−25.3
Maryland	8,343	9,239	655,835	78.61	70.99	+.5	+1.1	+.2	+15.1
Massachusetts	7,262	14,146	526,554	72.51	37.22	−.9	+8.4	−5.7	−5.2
Michigan	16,513	50,062	1,820,838	110.27	36.37	−6.9	+1.4	−9.9	+24.7
Minnesota	6,674	19,183	549,024	82.26	28.62	−8.5	−4.9	−23.3	−20.8
Mississippi	1,113	1,375	19,898	17.88	14.47	+3.1	−.2	−11.7	+6.5
Missouri	9,602	11,957	655,807	68.30	54.85	−4.3	−2.0	−6.2	−.2
Montana	944	2,793	51,212	54.25	18.34	−12.7	−12.2	−9.5	−5.9
Nevada [7]	354	671	22,104	62.44	32.94				
New Hampshire	639	2,085	39,734	62.18	19.06	−9.5	−14.9	−23.5	−23.2
New Jersey [8]	9,012	27,335	1,061,216	117.76	38.82	−7.0	−11.6	−8.7	−9.7
New Mexico	255	555	11,204	43.94	20.19	+5.7	+14.3	+6.1	−7.6
New York [9]	51,793	110,499	5,050,691	97.52	45.71	+.2	+4.2	+.9	+15.1
North Carolina	1,581	4,336	45,530	28.80	10.50	−14.6	+1.8	+8.1	+15.5
North Dakota	290	1,159	15,985	55.12	13.79	−25.5	−29.9	−2.6	−10.4
Ohio	19,043	51,987	1,547,061	81.24	29.76	−.8	−2.4	−30.2	−5.9
Oklahoma	7,340	(6)	104,182	14.19			+16.0		−18.6
Oregon	3,361	(6)	183,970	54.74			−5.6		−29.0

Pennsylvania	29,461	35,921	1,988,328	67.49	55.35	−2.4	−3.1	−14.0	−10.1
Puerto Rico	2,259	2,259	22,759	10.07	10.07	+56.0	+73.3	−9.9	−4.7
Rhode Island	2,738	6,865	198,255	72.41	28.88	+10.4	+23.7	+4.9	+16.7
South Carolina [7]	1,146	1,305	35,984	31.40	27.57				
South Dakota	361	1,204	12,487	34.59	10.37	−21.6	−18.8	−5.1	+3.5
Tennessee	1,603	3,220	48,064	29.98	14.93	−3.6	+2.5	−1.2	−9.1
Texas [10]	8,300	([6])	247,000						
Utah	634	755	40,862	64.45	54.12	−1.4	+2.7	−84.3	−66.8
Vermont [10]	1,200	([6])	30,000						
Virgin Islands	196	205	7,550	38.52	36.83	+1.0	+1.3	−5.1	−.7
Virginia	2,856	6,726	154,079	53.95	22.91	−9.1	+1.2	+1.9	+16.1
Washington	6,281	9,664	467,293	74.40	48.35	−.9	−2.5	−22.1	−17.9
West Virginia	1,572	2,633	55,704	35.44	21.16	+7.7	+1.0	−2.2	−12.2
Wisconsin	5,155	15,788	448,674	87.04	28.42	−7.2	−6.2	−15.1	−17.6
Wyoming	273	884	19,096	69.95	21.60	−30.8	−25.7	−23.5	−22.1

[1] All data subject to revision.
[2] Partly estimated; does not represent sum of State figures because totals exclude for New Jersey an estimated number of cases and persons receiving only medical care, hospitalization, and/or burial and payments for such services; recipient count also includes an estimate for States not reporting such data. Excludes Idaho, Indiana, and Nebraska; data not available.
[3] Average payment not computed on base of fewer than 50 recipients; percentage change on fewer than 100 recipients.
[4] About 7 percent of this total is estimated.
[5] Partly estimated.
[6] Data not available.
[7] Data for May; June data not received.
[8] Includes an unknown number of cases and persons receiving only medical care, hospitalization, and/or burial, and total payments for such services.
[9] Includes an unknown number of cases and persons receiving only medical care.
[10] Estimated on basis of reports from sample of local jurisdictions.

PROPORTION OF POPULATION RECEIVING PUBLIC ASSISTANCE (RECIPIENT RATES) IN THE UNITED STATES, DECEMBER 1965 1/

(EXCEPT FOR GENERAL ASSISTANCE, INCLUDES RECIPIENTS RECEIVING ONLY VENDOR PAYMENTS FOR MEDICAL CARE.
CAUTION SHOULD BE USED IN MAKING COMPARISONS WITH EARLIER RATES BECAUSE OF REVISIONS IN POPULATION ESTIMATES ON WHICH RATES ARE BASED)

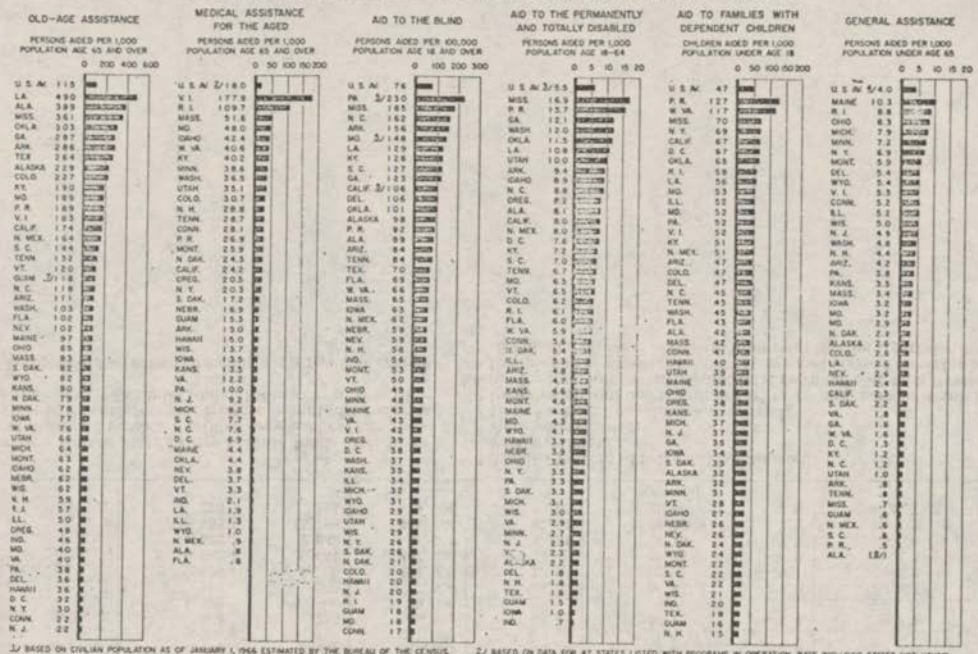

1/ BASED ON CIVILIAN POPULATION AS OF JANUARY 1, 1966 ESTIMATED BY THE BUREAU OF THE CENSUS. 2/ BASED ON DATA FOR 47 STATES LISTED WITH PROGRAMS IN OPERATION. RATE INCLUDING STATES NOT HAVING PROGRAMS IN OPERATION IS 0.1 PER 1,000 AGED PERSONS. 3/ NO PROGRAM IN NEVADA. 4/ BASED ON DATA FOR 46 STATES. NUMBER AIDED NOT AVAILABLE FOR FLORIDA, IDAHO, INDIANA, NEBRASKA, OKLAHOMA, OREGON, TEXAS AND VERMONT. 5/ INCLUDES RECIPIENTS OF PAYMENTS MADE WITHOUT FEDERAL PARTICIPATION. RECIPIENT RATES EXCLUDING THESE RECIPIENTS ARE AS FOLLOWS: CALIFORNIA, 106; MISSOURI, 121; AND PENNSYLVANIA, 108. 6/ INCLUDES UNKNOWN NUMBER OF PERSONS RECEIVING MEDICAL CARE, HOSPITALIZATION, AND BURIAL ONLY. 7/ DATA FOR NOVEMBER; DECEMBER DATA NOT RECEIVED. 8/ LESS THAN 0.05.

EXPENDITURES FOR PUBLIC ASSISTANCE 1/ FROM STATE AND LOCAL FUNDS, FISCAL YEAR 1965 2/

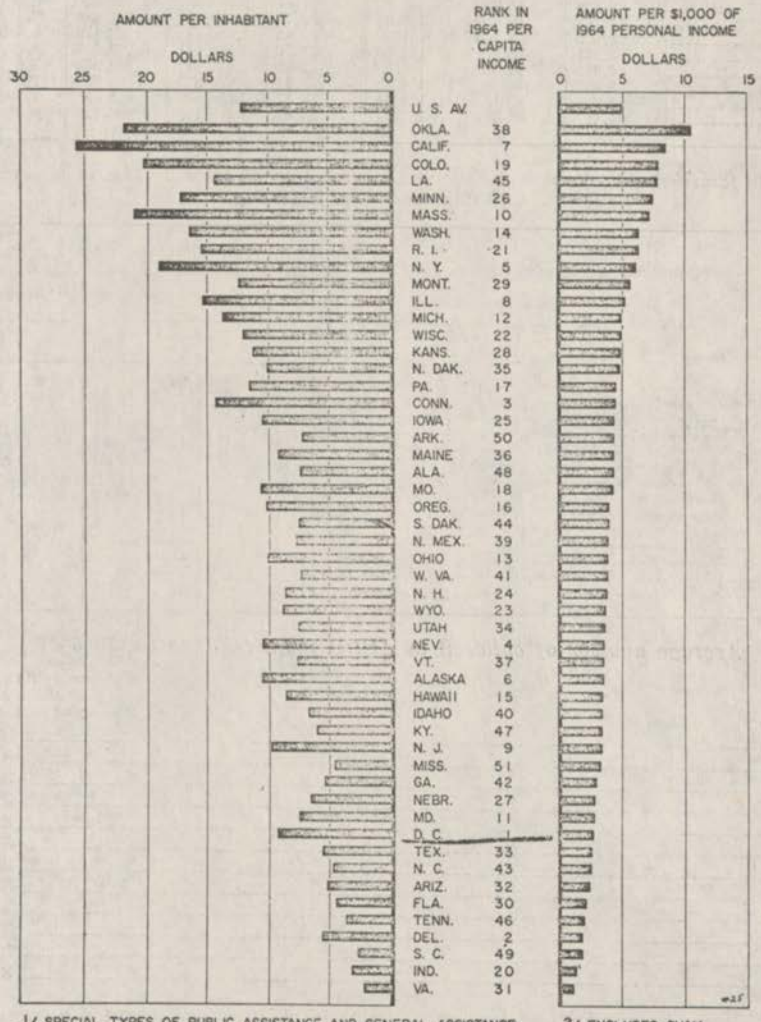

1/ SPECIAL TYPES OF PUBLIC ASSISTANCE AND GENERAL ASSISTANCE. PUERTO RICO AND VIRGIN ISLANDS; INCOME DATA NOT AVAILABLE.

2/ EXCLUDES GUAM.

Yearly caseload trend (et al.) aid to dependent children

Year	Average Number of cases	Average number of persons	Average monthly grant	Average grant per person	Local cost	Federal cost	Total
1955	2,335	9,740	$105.97	$25.41	$1,165,569	$1,803,862	$2,969,431
1956	2,081	8,957	108.98	25.32	1,068,161	1,653,717	2,721,878
1957	2,241	9,764	110.23	25.29	1,065,000	1,898,729	2,963,729
1958	2,834	12,509	122.83	27.83	1,653,565	2,523,454	4,177,019
1959	3,539	15,900	143.20	31.87	2,388,382	3,692,990	6,081,372
1960	4,168	18,878	148.39	32.76	2,878,432	4,543,949	7,422,381
1961	5,069	23,240	151.07	32.95	3,600,743	5,588,479	9,189,222
1962	5,444	25,175	152.00	32.70	3,810,911	6,067,815	9,878,726
1963	4,373	20,543	152.19	32.39	2,975,941	5,009,276	7,985,217
1964	3,932	18,691	154.66	33.54	2,709,342	4,588,330	7,297,672
1965	4,205	20,137	156.44	32.67	2,948,889	4,945,316	7,894,205
1966	4,687	22,387	157.67	33.01	3,165,103	5,702,716	8,867,819

Aid to families with dependent children: Distribution of cases by size of assistance unit and race, Jan. 1, 1966

Number of persons in assistance unit	Number of cases		
	Total	White	Nonwhite
Total	4,839	205	4,634
1	265	12	253
2	559	45	514
3	703	45	658
4	828	31	797
5	755	37	718
6	666	23	643
7	439	2	437
8	285	7	278
9	203	1	202
10	75	1	74
11	32		32
12	16		16
13	6		6
14	7	1	6

Average number of children in AFDC families, June 30, 1955–66

	Average number of children per family
1955	3.19
1956	3.34
1957	3.34
1958	3.38
1959	3.44
1960	3.53
1961	3.55
1962	3.64
1963	3.73
1964	3.84
1965	3.86
1966	3.82

AFDC cases by number and legitimacy status of children and reported number of fathers, Jan. 1, 1966

Number of children in grant and legitimacy status	Total cases	Number of fathers						
		1	2	3	4	5	6	7
Total	4,839	2,869	1,206	550	166	36	10	2
All legitimate children	1,887	1,817	59	11				
All illegitimate children	1,778	946	406	291	102	25	7	1

AFDC cases by number and legitimacy status of children and reported number of fathers, Jan. 1, 1966—Continued

Number of children in grant and legitimacy status	Total cases	Number of fathers						
		1	2	3	4	5	6	7
1 or more illegitimate children	1,174	106	741	248	64	11	3	1
1 child	676	676						
Legitimate	216	216						
Illegitimate	460	460						
2 children	690	529	161					
Both legitimate	299	299						
Both illegitimate	286	214	72					
One illegitimate child	105	16	89					
3 children	925	435	348	142				
All legitimate	315	296	19					
All illegitimate	377	119	140	118				
1 to 2 illegitimate children	233	20	189	24				
4 children	871	416	259	138	58			
All legitimate	328	312	16					
All illegitimate	284	78	95	67	44			
1 to 3 illegitimate children	259	26	148	71	14			
5 children	723	365	182	100	49	17		
All legitimate	315	304	8	3				
All illegitimate	182	40	49	49	29	15		
1 to 4 illegitimate children	226	21	125	48	20	2		
6 children	441	202	119	79	25	10	6	
All legitimate	187	173	9	5				
All illegitimate	101	19	28	28	15	7	4	
1 to 5 illegitimate children	153	10	82	46	10	3	2	
7 children	254	124	63	44	17	5	1	
All legitimate	115	112	2	1				
All illegitimate	47	8	13	17	6	2	1	
1 to 6 illegitimate children	92	4	48	26	11	3		
8 children	138	63	39	20	12	2	1	1
All legitimate	58	54	3	1				
All illegitimate	19	2	5	6	5	1		
1 to 7 illegitimate children	61	7	31	13	7	1	1	1
9 children	73	32	21	11	4	2	2	1
All legitimate	31	28	2	1				
All illegitimate	16	4	3	4	2		2	1
1 to 8 illegitimate children	26		16	6	2	2		
10 children	31	15	10	5	1			
All legitimate	12	12						
All illegitimate	6	2	1	2	1			
1 to 9 illegitimate children	13	1	9	3				
11 children	10	9	1					
All legitimate	9	9						
All illegitimate								
1 to 10 illegitimate children	1		1					
12 children	5	2	2	1				
All legitimate	2	2						
All illegitimate								
1 to 11 illegitimate children	3		2	1				
13 children	2	1	1					
All legitimate								
All illegitimate								
1 to 12 illegitimate children	2	1	1					

Number of illegitimate children on AFDC rolls as of Jan. 1, 1966

Total children	18,247
Illegitimate	7,719
Percent illegitimate	42.3

Summary of AFDC families receiving assistance for specified periods of time, as of December 1965

Length of time receiving assistance	Number of cases receiving money payment	Total amount received	Number of persons in assistance unit			
			Total persons	Adults	Children	
					Total	Illegitimate
Total	4,735	$752,818	22,631	4,384	18,247	7,719
Less than 1 year	1,429	207,644	5,620	1,253	4,366	1,790
1 year, less than 2	798	126,974	3,938	772	3,166	1,477
2 years, less than 3	405	67,239	2,245	408	1,838	643
3 years, less than 4	301	50,847	1,522	267	1,255	432
4 years, less than 5	375	63,581	1,991	345	1,646	689
5 years, less than 6	360	61,031	1,961	347	1,614	668
6 years, less than 7	287	48,256	1,469	261	1,208	513
7 years, less than 8	241	41,019	1,301	223	1,078	533
8 years, less than 9	184	31,802	1,023	185	838	401
9 years, less than 10	89	13,671	409	78	331	152
10 years, less than 11	54	8,345	230	45	185	69
11 years, less than 12	54	8,615	231	47	184	68
12 years, less than 13	45	6,922	193	40	153	72
13 years, less than 14	19	2,956	105	22	83	35
14 years, less than 15	17	2,919	81	17	64	30
15 years, less than 16	16	2,000	62	13	49	33
16 years, less than 17	12	1,810	41	13	28	15
17 years, less than 18	16	2,286	67	14	53	27
18 years, less than 19	11	1,519	42	9	33	24
19 years, less than 20	13	2,016	67	15	52	36
20 years, less than 21	4	597	9	4	5	3
21 years, less than 22	3	385	15	4	11	6
22 years, less than 23	1	155	3	1	2	2
23 years, less than 24	1	229	6	1	5	1

Data on 100 aid to families with dependent children receiving highest payment during December 1965

Total persons in assistance unit	Number of children	Length of time on assistance continuously since most recent opening.		Number of months on assistance prior to most recent opening	Amount of grant received in 1965	Bonus food stamp coupons issued in December 1965	Food stamp coupons issued in December 1965 (requirement plus bonus)
		Years	Months				
14	12	5	7	12	$414	(1)	(1)
12	11	4	3	0	389	(1)	(1)
8	8	12	4	5	384	$48	$158
14	13	4	0	0	381	48	174
14	13	3	4	43	380	(1)	(1)
11	9	1	7	0	376	52	166
13	12	3	5	15	375	56	166
13	12	1	2	8	372	60	166
12	11	14	9	0	371	56	170
13	12	1	3	21	369	60	170
14	13	6	4	0	369	64	190
13	12	2	2	26	366	48	146
11	10	3	4	5	360	56	146
15	13	3	7	0	360	56	178
12	10	1	10	2	358	(1)	(1)
13	12	1	10	16	357	60	166
11	10	5	2	22	357	56	138
11	10	7	5	7	356	76	190
11	10	0	7	8	349	52	162
12	11	5	5	0	349	(1)	(1)
12	10	0	8	0	348	56	162
10	9	7	1	18	345	48	154
12	11	2	4	17	338	60	178
11	10	3	6	0	338	(1)	(1)
10	9	19	7		337	52	166
10	9	6	3	31	335	48	154

See footnote at end of table, p. 515.

Data on 100 aid to families with dependent children receiving highest payment during December 1965—Continued

Total persons in assistance unit	Number of children	Length of time on assistance continuously since most recent opening.		Number of months on assistance prior to most recent opening	Amount of grant received in 1965	Bonus food stamp coupons issued in December 1965	Food stamp coupons issued in December 1965 (requirement plus bonus)
		Years	Months				
10	9	4	3	12	333	(1)	(1)
10	8	5	4	2	333	48	154
10	9	3	10	16	333	(1)	(1)
10	9	0	3	0	333	48	150
11	10	4	6	26	332	48	146
11	9	0	6	3	330	54	148
11	9	4	5	0	330	52	162
9	8	8	6	22	329	44	150
10	9	6	6	6	328	(1)	(1)
10	9	6	10	3	327	48	154
10	9	5	4	0	327	48	150
10	9	11	3	30	326	48	150
12	11	4	1	0	326	(1)	(1)
11	10	8	2	0	325	56	170
11	10	2	1	5	325	(1)	(1)
11	10	5	7	0	325	52	154
11	9	0	9	0	324	52	158
10	9	6	3	0	323	44	146
10	9	3	11	0	322	48	150
9	8	6	3	7	322	44	146
12	11	2	0	2	322	52	150
10	9	2	3	1	321	52	150
10	9	4	5	7	321	48	146
8	7	5	5	0	321	40	138
9	8	6	3	23	320	44	146
10	8	0	3	3	320	62	132
10	8	0	2	0	320	48	150
9	8	8	8	0	318	50	144
9	8	10	1	2	316	44	150
10	9	7	8	3	316	40	142
10	8	6	7	3	315	48	138
10	9	6	2	12	315	44	146
9	8	2	6	9	315	44	146
11	10	5	2	25	313	52	162
9	8	11	11	0	312	46	140
8	7	8	3	0	312	40	138
9	8	8	5	8	311	48	138
9	8	6	1	17	311	46	140
9	8	3	6	10	311	44	146
10	9	1	1	3	311	48	150
10	9	0	8	0	311	56	138
11	10	5	4	11	309	(1)	(1)
9	8	7	3	0	309	44	142
10	9	2	1	22	309	50	144
10	9	3	8	1	309	(1)	(1)
15	14	1	7	0	308	72	178
11	10	1	7	8	307	52	154
10	9	2	0	6	307	46	140
9	8	3	0	15	305	44	142
9	8	0	1	45	305	46	140
9	7	0	3	32	304	(1)	(1)
9	8	5	1	0	304	48	150
10	9	0	5	4	303	(1)	(1)
9	8	7	3	17	303	(1)	(1)
10	9	2	9	0	303	0	144
9	8	0	8	0	303	42	136
10	9	0	7	7	303	(1)	(1)
9	8	4	11	0	303	44	142
10	9	1	9	22	303	50	144
9	8	4	4	0	299	44	142
9	8	5	3	31	299	(1)	(1)
9	8	1	1	0	299	48	150
9	8	2	3	0	299	44	142
8	7	8	10	2	298	40	142
8	7	0	11	21	298	40	138
10	9	3	6	0	298	(1)	(1)
10	9	0	11	1	298	48	146
9	8	2	2	1	298	44	142
9	8	5	8	0	297	52	142
10	9	10	9	0	296	48	150
10	8	0	5	0	296	48	138
10	9	8	0	13	296	(1)	(1)
9	8	1	3	2	294	44	142

[1] No food stamp coupons issued during December.

Unemployment in the District of Columbia

Month and year	Number	Percent
January 1965	19,300	5.0
February 1965	19,000	5.0
March 1965	16,700	4.4
April 1965	13,600	3.7
May 1965	13,600	3.4
June 1965	18,700	4.9
July 1965	18,000	4.7
August 1965	16,300	4.2
September 1965	13,900	3.7
October 1965	13,600	3.6
November 1965	16,000	4.2
December 1965	14,300	3.5
January 1966	18,500	4.7
February 1966	17,500	4.5
March 1966	16,000	4.2
April 1966	15,000	4.0
May 1966	15,500	4.2
June 1966	15,900	4.3

Whereabouts of children receiving service at end of year, fiscal years 1960–67 through July

Whereabouts of child	Fiscal year							
	1960	1961	1962	1963	1964	1965	1966	1967
Total children receiving service at end of year	4,491	4,623	4,498	5,080	5,665	6,246	6,875	6,835
Free living arrangements	1,789	1,740	1,556	1,873	2,297	2,648	3,389	3,403
Parents or relatives	1,490	1,419	1,322	1,611	2,040	2,341	2,993	3,019
Foster home	104	118	97	91	75	81	75	74
Elsewhere [1]	195	203	137	171	182	226	321	310
Public expense	2,702	2,883	2,942	3,207	3,368	3,598	3,486	3,432
Department of Public Welfare institutions	1,167	1,192	1,220	1,379	1,429	1,564	1,349	1,326
Other institutions	205	223	231	213	235	235	253	247
Foster home	1,331	1,468	1,491	1,615	1,704	1,769	1,846	1,821
Elsewhere (foster care purchased through Family and Child Services)						30	38	38

[1] Includes children living independently, absconded, serving in Armed Forces, imprisoned, and in hospitals.

Child welfare services—Total children accepted during the month of April 1966

Whereabouts	Total children	Children whose families were known to Public Assistance at time of acceptance	
		Active cases	Closed cases
Total	385	101	70
Junior Village	61	9	23
Foster homes	14	1	2
Elsewhere	310	91	45

Children in foster homes by type, fiscal years 1961–66

Type of home	Fiscal year					
	1966	1965	1964	1963	1962	1961
Free	76	81	76	92	97	118
Boarding [1]	1,846	1,769	1,703	1,614	1,507	1,468

[1] Boarding care paid by the Department of Public Welfare.

Disposition of foster home applications received, fiscal years 1961–66

	Fiscal year					
	1966	1965	1964	1963	1962	1961
Foster home applications:						
Received	261	445	367	451	209	211
Withdrawn	68	108	79	102	86	94
Rejected	45	57	78	56	53	47
Approved	163	289	221	277	60	48
Pending end of year	9	24	23	34	37	5

Foster homes board and care, fiscal year 1966

Type of care	Monthly average number of children	Rate	Total cost
Regular foster homes	1,887		$1,509,220
Infants to 6 months	31	$70	26,180
6 months through 5 years	527	60	379,180
6 through 11 years	770	65	600,390
12 years and over	559	75	503,470
Special foster homes	68		48,315
Regular institutions	131	115	180,780
Special institutions	95		261,764
Total	2,181		2,000,079

Board rates: Surrounding counties of Maryland and Virginia as of Aug. 31, 1966

PRINCE GEORGES COUNTY

Regular board rate and preadoptive care rate:	
Infants to 6 years	$59
6 to 12 years	$65
12 years and older	$79
Special care rate:	
Infants to 6 years	$84
6 to 12 years	$90
12 years and older	$94
Approximate number of foster homes Aug. 31, 1966	400
Approximate number of children in foster homes	1,000

MONTGOMERY COUNTY

Regular board rates:	
Infants to 6 years	$59
6 to 12 years	$65
12 years and older	$89
Special care rates:	
Infants to 6 years	$75
6 to 12 years	$89
12 years and older	$103
Resident institution rate	$150
Emergency care rate	$100
Approximate number of foster homes Aug. 31, 1966	240
Approximate number of children in foster homes	403

Board rates: Surrounding counties of Maryland and Virginia as of Aug. 31, 1966—Continued

FAIRFAX COUNTY

Basic foster care rate (all ages)	$55
Clothing allowance:	
1 to 5 years	$5
6 to 8 years	$8
9 to 11 years	$9
12 to 18 years	$14
Spending money:	
1st to 3d grade	$0.75
4th to 7th grade	$1.50
Intermediate and high school	$4
School supplies	$0.25
Approximate number of foster homes Aug. 31, 1966	[1] 150
Approximate number of children in foster homes	500

[1] Plus spec. rel's.

ARLINGTON COUNTY

Regular board rate:	
Infants to 1 year	$53
1 year to 12 years	$50
12 years to 21 years	$56
Clothing allowance:	
1 year to 5 years	$6
6 years to 12 years	$12
13 years to 21 years	$15
Allowances:	
4 to 6 years	$1
6 to 8 years	$1.50
8 to 10 years	$2.50
12 to 16 years	$4
16 to 18 years	$5
Special care rates	$75
Approximate number of foster homes Aug. 31, 1966	103
Approximate number of children in foster homes	180

ALEXANDRIA, VA.

Regular board rate:	
Infants to 1 year	$55
1 to 5 years	$63
6 to 12 years	$65
13 years and over	$72
Clothing:	
Infants to 1 year	$3
1 to 5 years	$8
6 to 12 years	$8
13 years and over	$13
Allowances:	
6 to 12 years	$2
13 years and over	$2
Approximate number of foster homes Aug. 31, 1966	85
Approximate number of children in foster homes	188

BALTIMORE, MD.

Regular care:	
Infants to 6 years	$50
Clothing	$9
6 to 12 years	$50
Clothing	$15
12 years and over	$60
Clothing	$19
Emergency care (children committed by court) all ages	$75
Special care (in local homes) for mentally retarded and physically handicapped: all ages	$75

Board rates: Surrounding counties of Maryland and Virginia as of Aug. 31, 1966—Continued

BALTIMORE, MD.—continued

Initial clothing:	
Infants to 6 years	$44
6 to 12 years	$57
12 years and over	$72
Approximate number of foster homes Aug. 31, 1966	1,714
Approximate number of children in foster homes	4,804

Number of mothers and babies in maternity homes whose care is paid for by the Department of Public Welfare, fiscal years 1962–66

Home	Mother	Babies	Total
Fiscal year 1962, total	101	62	163
St. Ann's	18	7	25
Florence Crittenton	19	17	36
House of Mercy	5	2	7
Ionia Whipper	59	36	95
Fiscal year 1963, total	81	68	149
St. Ann's	6	10	16
Florence Crittenton	15	15	30
House of Mercy	4	6	10
Ionia Whipper	56	37	93
Fiscal year 1964, total	101	65	166
St. Ann's	12	7	19
Florence Crittenton	17	18	35
House of Mercy	3	1	4
Ionia Whipper	69	39	108
Fiscal year 1965, total	103	71	174
St. Ann's	10	8	18
Florence Crittenton	21	19	40
House of Mercy	7	5	12
Ionia Whipper	65	39	104
Fiscal year 1966, total	113	78	191
St. Ann's	6	5	11
Florence Crittenton	28	28	56
House of Mercy	6	5	11
Ionia Whipper	73	40	113

Day care centers

Name and address	Rate per child per day	Capacity approved by Health Department	Number of DPW children as of May 15, 1966
Albright Memorial Day Care Center, 411 Rittenhouse St., NW	$2.50	100	4
Bible Way Day Nursery, 1130 New Jersey Ave. NW	3.00	50	15
Brice Nursery and Kindergarten, 1321 Emerson St. NW	2.50	30	7
Canaan Day Nursery, 1607 Monroe St., NW	2.50	30	10
Contee AME Zion Church, 903 Division Ave. NE	3.00	45	21
Edgewood Nursery, 3408 C St. SE	3.00	30	5
First Baptist Church of Deanwood, 1008 45th St. NE	3.00	60	17
Fun and Frolic Nursery School, 4035 Grant St. NE	2.50	42	1
Georgetown Children's House, 3224 N St. NW	3.00	60	5
Greater First Baptist Nursery, 13th and Fairmont St. NW	2.50	40	9
Marshall Heights Nursery, 4934 B St. SE	3.00	30	4
Matthew Memorial Day Care Center, 2616 Nichols Ave. SE	3.00	30	4
Metropolitan Day Nursery, 1701 13th St. NW	2.50	45	0
Mount Jezreel Baptist Church, 501 E St. SE	2.90	60	29
Rehoboth Day Nursery, 1324 1st St. SE	2.00	25	12
Second Baptist Church, 1200 Canal St. SW	3.00	30	22
Southeast Neighborhood House, 2263 Mountain View Pl. SE	3.00	25	13
Shiloh Day Nursery, 1500 9th St. NW	2.50	68	7
YMCA (not full day care program):			
901 Rhode Island Ave. NW.[1]	[2] 8.50	28	0
1816 12th St. NW.[1]	[2] 12.50	28	0

[1] Summer day camp program only.
[2] Per week.

Population at District of Columbia Village—Admissions, discharges, and daily average population, by month, fiscal 1965, 1966, and 1967

Year and month	Admissions	Discharges	Daily average population by month
Fiscal 1965, total	237	221	666
July	31	29	673
August	29	23	661
September	17	10	668
October	20	20	674
November	17	19	669
December	20	18	664
January	17	21	637
February	21	21	667
March	18	15	672
April	21	20	668
May	9	11	668
June	17	14	674
Fiscal 1966, total	290	239	697
July	16	19	675
August	16	17	672
September	17	13	671
October	29	24	676
November	29	20	683
December	21	15	697
January	19	19	698
February	22	17	701
March	40	17	717
April	34	30	723
May	19	26	726
June	28	22	721
Fiscal 1967, total			
July	34	34	729

Population at Junior Village—Admissions, discharges, and daily average population by month, fiscal 1965, 1966, and 1967

Year and month	Admissions	Discharges	Daily average population
Fiscal 1965, total	1,522	1,504	850
July	143	115	793
August	168	131	834
September	133	131	847
October	165	144	860
November	79	113	867
December	121	107	839
January	131	102	862
February	130	124	899
March	107	119	891
April	106	149	858
May	129	141	832
June	110	128	819
Fiscal 1966, total	1,121	1,331	665
July	112	133	804
August	89	133	756
September	116	158	715
October	92	92	692
November	85	128	680
December	95	107	636
January	81	121	611
February	91	75	612
March	95	62	633
April	70	116	628
May	94	97	605
June	101	109	601
Fiscal 1967, total			
July	76	75	605

Number of times children were admitted to Junior Village during fiscal 1966

Number of times admitted	Number of children	Percent of children
Total	1,121	100.0
Admitted once	1,057	94.3
Admitted twice	60	5.3
Admitted 3 times	4	.4

Population of Junior Village for each day, Apr. 1, 1965 through Aug. 31, 1966

Year and month:	Daily population
1965—Apr. 1	874
Apr. 2	879
Apr. 3	881
Apr. 4	877
Apr. 5	879
Apr. 6	876
Apr. 7	878
Apr. 8	881
Apr. 9	874
Apr. 10	862
Apr. 11	867
Apr. 12	875
Apr. 13	865
Apr. 14	861
Apr. 15	862
Apr. 16	856
Apr. 17	853
Apr. 18	847
Apr. 19	849
Apr. 20	852
Apr. 21	840
Apr. 22	841
Apr. 23	839
Apr. 24	839
Apr. 25	840
Apr. 26	842
Apr. 27	842
Apr. 28	838
Apr. 29	841
Apr. 30	835
May 1	832
May 2	828
May 3	829
May 4	821
May 5	817
May 6	822
May 7	825
May 8	826
May 9	825
May 10	821
May 11	814
May 12	819
May 13	818
May 14	837
May 15	840
May 16	837
May 17	836
May 18	836
May 19	812
May 20	842
May 21	841

Year and month—Continued	Daily population
1965—May 22	846
May 23	846
May 24	843
May 25	846
May 26	857
May 27	842
May 28	836
May 29	830
May 30	824
May 31	823
June 1	826
June 2	824
June 3	821
June 4	816
June 5	813
June 6	812
June 7	816
June 8	817
June 9	816
June 10	814
June 11	813
June 12	815
June 13	811
June 14	823
June 15	820
June 16	819
June 17	826
June 18	826
June 19	822
June 20	827
June 21	823
June 22	823
June 23	836
June 24	832
June 25	831
June 26	825
June 27	814
June 28	813
June 29	809
June 30	805
July 1	805
July 2	816
July 3	817
July 4	811
July 5	811
July 6	816
July 7	816
July 8	803
July 9	813
July 10	813
July 11	811

Year and month—Continued	Daily population
1965—July 12	818
July 13	809
July 14	810
July 15	802
July 16	805
July 17	805
July 18	802
July 19	811
July 20	800
July 21	801
July 22	801
July 23	798
July 24	795
July 25	791
July 26	792
July 27	793
July 28	793
July 29	791
July 30	784
July 31	784
Aug. 1	782
Aug. 2	785
Aug. 3	775
Aug. 4	770
Aug. 5	769
Aug. 6	768
Aug. 7	777
Aug. 8	777
Aug. 9	774
Aug. 10	770
Aug. 11	770
Aug. 12	770
Aug. 13	762
Aug. 14	763
Aug. 15	763
Aug. 16	759
Aug. 17	755
Aug. 18	755
Aug. 19	742
Aug. 20	741
Aug. 21	741
Aug. 22	740
Aug. 23	740
Aug. 24	739
Aug. 25	736
Aug. 26	732
Aug. 27	736
Aug. 28	735
Aug. 29	735
Aug. 30	740
Sept. 1	740
Sept. 2	739
Sept. 3	732
Sept. 4	732
Sept. 5	726
Sept. 6	714
Sept. 7	725
Sept. 8	707
Sept. 9	709
Sept. 10	717
Sept. 11	713
Sept. 12	712
Sept. 13	706
Sept. 14	705
Sept. 15	704
Sept. 16	702
Sept. 17	700
Sept. 18	701
Sept. 19	705
Sept. 20	712
Sept. 21	718
Sept. 22	717
Sept. 23	717
Sept. 24	721
Sept. 25	721
Sept. 26	717
Sept. 27	716
Sept. 28	709
Sept. 29	701
Sept. 30	698
Oct. 1	698
Oct. 2	705
Oct. 3	704
Oct. 4	702
Oct. 5	707
Oct. 6	703
Oct. 7	692
Oct. 8	688
Oct. 9	690
Oct. 10	690
Oct. 11	678
Oct. 12	675
Oct. 13	680
Oct. 14	680
Oct. 15	684
Oct. 16	684
Oct. 17	684
Oct. 18	693
Oct. 19	693
Oct. 20	689
Oct. 21	696
Oct. 22	698
Oct. 23	698
Oct. 24	696
Oct. 25	693
Oct. 26	687
Oct. 27	686
Oct. 28	692
Oct. 29	694
Oct. 30	694
Oct. 31	698
Nov. 1	699
Nov. 2	700
Nov. 3	702
Nov. 4	704
Nov. 5	703
Nov. 6	697
Nov. 7	697
Nov. 8	692
Nov. 9	691
Nov. 10	692
Nov. 11	688
Nov. 12	687
Nov. 13	684
Nov. 14	684
Nov. 15	682
Nov. 16	684
Nov. 17	684

Year and month—Continued	Daily population
1965—Nov. 18	684
Nov. 19	674
Nov. 20	675
Nov. 21	675
Nov. 22	671
Nov. 23	662
Nov. 24	655
Nov. 25	655
Nov. 26	656
Nov. 27	655
Nov. 28	656
Nov. 29	653
Nov. 30	655
Dec. 1	650
Dec. 2	648
Dec. 3	644
Dec. 4	644
Dec. 5	644
Dec. 6	648
Dec. 7	647
Dec. 8	653
Dec. 9	647
Dec. 10	639
Dec. 11	639
Dec. 12	640
Dec. 13	635
Dec. 14	624
Dec. 15	623
Dec. 16	627
Dec. 17	624
Dec. 18	628
Dec. 19	627
Dec. 20	627
Dec. 21	630
Dec. 22	632
Dec. 23	630
Dec. 24	630
Dec. 25	629
Dec. 26	629
Dec. 27	630
Dec. 28	634
Dec. 29	636
Dec. 30	639
Dec. 31	643
1966—Jan. 1	635
Jan. 2	635
Jan. 3	627
Jan. 4	627
Jan. 5	627
Jan. 6	623
Jan. 7	611
Jan. 8	611
Jan. 9	611
Jan. 10	611
Jan. 11	612
Jan. 12	605
Jan. 13	599
Jan. 14	603
Jan. 15	599
Jan. 16	603
Jan. 17	604
Jan. 18	605
Jan. 19	612
Jan. 20	613

Year and month—Continued	Daily population
1966—Jan. 21	610
Jan. 22	610
Jan. 23	611
Jan. 24	601
Jan. 25	599
Jan. 26	600
Jan. 27	600
Jan. 28	608
Jan. 29	603
Jan. 30	603
Jan. 31	603
Feb. 1	600
Feb. 2	596
Feb. 3	596
Feb. 4	596
Feb. 5	594
Feb. 6	594
Feb. 7	597
Feb. 8	608
Feb. 9	606
Feb. 10	613
Feb. 11	618
Feb. 12	613
Feb. 13	613
Feb. 14	613
Feb. 15	615
Feb. 16	622
Feb. 17	623
Feb. 18	622
Feb. 19	621
Feb. 20	616
Feb. 21	615
Feb. 22	615
Feb. 23	620
Feb. 24	618
Feb. 25	626
Feb. 26	619
Feb. 27	626
Feb. 28	619
Mar. 1	618
Mar. 2	616
Mar. 3	623
Mar. 4	622
Mar. 5	628
Mar. 6	628
Mar. 7	628
Mar. 8	627
Mar. 9	625
Mar. 10	623
Mar. 11	627
Mar. 12	626
Mar. 13	626
Mar. 14	628
Mar. 15	635
Mar. 16	635
Mar. 17	633
Mar. 18	634
Mar. 19	634
Mar. 20	634
Mar. 21	632
Mar. 22	638
Mar. 23	638
Mar. 24	641
Mar. 25	639

Year and month—Continued	Daily population
1966—Mar. 26	642
Mar. 27	643
Mar. 28	644
Mar. 29	644
Mar. 30	643
Mar. 31	643
Apr. 1	647
Apr. 2	649
Apr. 3	649
Apr. 4	650
Apr. 5	646
Apr. 6	645
Apr. 7	641
Apr. 8	641
Apr. 9	627
Apr. 10	625
Apr. 11	625
Apr. 12	622
Apr. 13	630
Apr. 14	626
Apr. 15	625
Apr. 16	625
Apr. 17	625
Apr. 18	620
Apr. 19	620
Apr. 20	621
Apr. 21	622
Apr. 22	624
Apr. 23	619
Apr. 24	619
Apr. 25	622
Apr. 26	615
Apr. 27	616
Apr. 28	615
Apr. 29	607
Apr. 30	607
May 1	607
May 2	611
May 3	610
May 4	607
May 5	607
May 6	606
May 7	605
May 8	605
May 9	607
May 10	609
May 11	607
May 12	608
May 13	611
May 14	608
May 15	605
May 16	605
May 17	606
May 18	606
May 19	599
May 20	601
May 21	602
May 22	602
May 23	605
May 24	607
May 25	603
May 26	601
May 27	603
May 28	602
1966—May 29	604
May 30	604
May 31	603
June 1	600
June 2	600
June 3	603
June 4	605
June 5	605
June 6	612
June 7	616
June 8	618
June 9	607
June 10	605
June 11	605
June 12	605
June 13	608
June 14	605
June 15	610
June 16	613
June 17	595
June 18	595
June 19	594
June 20	593
June 21	587
June 22	593
June 23	587
June 24	593
June 25	593
June 26	590
June 27	595
June 28	596
June 29	597
June 30	592
July 1	600
July 2	600
July 3	600
July 4	600
July 5	597
July 6	597
July 7	602
July 8	600
July 9	599
July 10	604
July 11	599
July 12	610
July 13	612
July 14	612
July 15	611
July 16	611
July 17	615
July 18	611
July 19	606
July 20	608
July 21	611
July 22	609
July 23	607
July 24	608
July 25	608
July 26	611
July 27	603
July 28	605
July 29	593
July 30	596
July 31	596

Year and month—Continued	Daily population
1966—Aug. 1	595
Aug. 2	593
Aug. 3	595
Aug. 4	595
Aug. 5	599
Aug. 6	598
Aug. 7	598
Aug. 8	599
Aug. 9	593
Aug. 10	590
Aug. 11	592
Aug. 12	530
Aug. 13	597
Aug. 14	597
Aug. 15	595
Aug. 16	593
Aug. 17	594
Aug. 18	592
Aug. 19	589
Aug. 20	589
Aug. 21	589
Aug. 22	589
Aug. 23	587
Aug. 24	587
Aug. 25	585
Aug. 26	588
Aug. 27	583
Aug. 28	583
Aug. 29	582
Aug. 30	579
Aug. 31	579

Statement of costs, Public Welfare training center

	Fiscal year 1961	Fiscal year 1962	Fiscal year 1963	Fiscal year 1964	Fiscal year 1965	Fiscal year 1966
Local funds:						
Department of Public Welfare	$18,423	$55,305	$33,914	$25,185	$34,271	$47,335
Board of Education	1,665	4,989	8,000	10,026	10,026	26,522
Public Health	870	2,561	4,927	8,170	8,411	8,704
Recreation	1,164	4,695	3,199	4,514	4,166	5,425
Vocational Rehabilitation	6,540	19,498	26,158	26,617	37,880	51,429
Total, local funds	28,662	87,048	76,198	74,512	94,754	139,415
Federal funds:						
Federal reimbursements	5,833	22,864	55,185	73,249	109,270	129,187
USES	(1)	(1)	6,705	7,124	8,978	10,191
Surplus foods	349	993	1,528	1,636	(1)	(1)
Total Federal funds	6,182	23,857	63,418	82,009	118,248	139,378
Grand total	34,844	110,905	139,616	156,521	213,002	278,793
Through June 30, 1962		145,749				
Through June 30, 1963			285,365			
Through June 30, 1964				441,886		
Through June 30, 1965					654,888	
Through June 30, 1966						933,681

[1] Unavailable.

Investigations completed by Office of Investigations and Collections

Fiscal year	Complaint review	PR's	CR's	CRO's	Total CR and CRO	Locations	Audit				Intake			Total all	Persons located		
							AFDC	APTD	GPA	Total audit	AFDC	GPA	Total intake		In District of Columbia	Out District of Columbia	Total located
1963:																	
Field investigation	277	369				733	[1] 1		446	447	221	183	404	[1] 2,230	464	190	654
Desk review									29	29	2	1	3	32			
Total fiscal year 1963	277	369				733	1		475	476	223	184	407	2,262	464	190	654
1964:																	
Field investigation			150	313	[2] 463	1,555	551	432	57	1,040	928	356	1,284	4,342	1,056	398	1,454
Desk review							14	2	20	36	12	10	22	58			
Total fiscal year 1964			150	313	463	1,555	565	434	77	1,076	940	366	1,306	4,400	1,056	398	1,454
1965:																	
Field investigation			251	122	[2] 373	1,903	245	8	0	253	1,531	557	2,088	4,617	1,297	597	1,894
Desk review							1	0		1	11	14	25	26			
Total fiscal year 1965			251	122	[2] 373	1,903	246	8	0	254	1,542	571	2,113	4,643	1,297	597	1,894
1966:																	
Field investigation			328	186	[2] 514	1,950	197			197	1,019	327	1,346	4,007	1,035	588	1,623
Desk review							[3] 1			[3] 1	2	2	[3] 4	[3] 5			[4] 63
Total fiscal year 1966			328	186	[2] 514	1,950	198			198	1,021	329	1,350	4,012	1,035	588	1,686

[1] 1 of the 2 previously reported as complete but unclassified was in error. Case actually assigned, not investigated, "Recipient in PWTC." Other 1963 figures corrected to reflect desk reviews.

[2] In July 1965 (fiscal year 1966) designation CR and CRO reversed. Fiscal year 1964, 1965 reversed from previous reports to reflect change.

[3] Fiscal year 1966 desk reviews, intake to Dec. 31, 1965, AFDC and APTD audit to Feb. 28, 1966.

[4] By 84's.

69-796—66——34

Field investigation referrals, fiscal year 1966

	Intake			Audit				Complaint			Locations	Total all
	AFDC	GPA	Total	AFDC	APTD	GPA	Total	CR [1]	CRO [1]	Total		
Balance under field investigation, June 30, 1965	265	92	357	10			10	82	44	126	1,695	2,188
Assigned to field investigation	1,007	315	1,322	401			401	358	194	552	2,775	5,050
Total	1,272	407	1,679	411			411	440	238	678	4,470	7,238
Withdrawn, no investigation credit	4	17	21	1			1	22	5	27	820	869
Total for investigation	1,268	390	1,658	410			410	418	233	651	3,650	6,369
Completions by investigation	1,019	327	1,346	197			197	328	186	514	1,950	4,007
Balance under field investigation, June 30, 1966	249	63	312	213			213	90	47	137	1,700	2,362
Persons located:												
In the District of Columbia											1,035	
Out of the District of Columbia											588	
Total											1,623	
By 84's											63	
Total											1,686	

[1] See report for fiscal years 1964 and 1965. In July of 1965, beginning of fiscal year 1966, the designation CR and CRO were reversed. Beginning balances for fiscal year 1966 are therefore reversed.

Field investigation referrals, fiscal year 1964

	Intake			Audit				Complaint			Locations	Total all
	AFDC	GPA	Total	AFDC	APTD	GPA	Total	CR [1]	CRO [1]	Total		
Balance under field investigation, June 30, 1963	85	30	115	66	----------	47	113	33	----------	33	634	895
Assigned to field investigation	1,080	398	1,478	545	440	10	995	320	168	488	2,027	4,988
Total	1,165	428	1,593	611	440	57	1,108	353	168	521	2,661	5,883
Withdrawn, no investigation credit	1	2	3	2	5	----------	7	2	2	4	78	92
Total for investigation	1,164	426	1,590	609	435	57	1,101	351	166	517	2,583	5,791
Completions by investigation	928	356	1,284	551	432	57	1,040	313	150	463	1,555	4,342
Balance under field investigation, June 30, 1964	236	70	306	58	3	0	61	38	16	54	1,028	1,449
Persons located:												
In the District of Columbia	----------	----------	----------	----------	----------	----------	----------	----------	----------	----------	1,056	----------
Out of the District of Columbia	----------	----------	----------	----------	----------	----------	----------	----------	----------	----------	398	----------
Total	----------	----------	----------	----------	----------	----------	----------	----------	----------	----------	1,454	----------

[1] See report for fiscal year 1966. In July of 1965, beginning of fiscal year 1966, the designation CR and CRO were reversed. Beginning balances for fiscal year 1966 are therefore revised.

Field investigation referrals, fiscal year 1965

	Intake			Audit				Complaint			Locations	Total all
	AFDC	GPA	Total	AFDC	APTD	GPA	Total	CR [1]	CRO [1]	Total		
Balance under field investigation, June 30, 1964	236	70	306	58	3	0	61	38	16	54	1,028	1,449
Assigned to field investigation	1,570	588	2,158	197	6	0	203	135	327	462	2,836	5,659
Total	1,806	658	2,464	255	9	0	264	173	343	516	3,864	7,108
Withdrawn, no investigation credit	10	9	19	0	0	0	0	7	10	17	254	290
Total for investigation	1,796	649	2,445	255	9	0	264	166	333	499	3,610	6,818
Completions by investigation	1,531	557	2,088	245	9	0	254	122	251	373	1,915	4,630
Balance under field investigation, June 30, 1965	265	92	357	10	0	0	10	44	82	126	1,695	2,188
Persons located:												
In the District of Columbia											1,297	
Out of the District of Columbia											597	
Total											1,894	

[1] See report for fiscal year 1966. In July of 1965, beginning of fiscal year 1966, the designation CR and CRO were reversed. Beginning balances for fiscal year 1966 are therefore reversed.

Cash collections, fiscal year 1960 through fiscal year 1966

	Fiscal year 1960	Fiscal year 1961	Fiscal year 1962	Fiscal year 1963	Fiscal year 1964	Fiscal year 1965	Fiscal year 1966
PAD death benefits	$54,566.73	$75,643.34	$57,348.46	$49,704.10	$97,139.94	$76,146.92	$61,473.25
PAD overpayments	11,275.74	8,047.98	18,450.00	17,910.41	13,478.34	11,996.30	20,819.06
PAD grant deductions, AEOP					15,358.00	[1] 29,826.00	17,320.00
PAD grant deductions—non-AEOP					32,209.00	[1] 76,094.00	48,889.00
DCV	196,332.43	218,784.39	239,779.72	284,614.02	286,117.30	324,029.18	377,118.08
DCV death benefits			17,945.34	11,204.24	29,822.64	53,361.73	37,032.09
DCV resident fund						10,261.53	4,224.78
District Training School	8,395.57	7,212.30	11,482.09	9,723.07	17,937.07	9,644.70	38,981.50
District Training School, court orders					52,315.80	64,666.94	72,218.96
District Training School trust			[2] 64,222.44	63,566.26	70,089.07	80,330.36	89,381.25
Child Welfare Division trust	44,282.98	51,355.59	60,642.78	72,006.77	72,686.16	69,498.21	75,455.63
Child Welfare Division care	18,606.04	22,768.49	24,884.47	20,096.90	16,668.65	22,944.03	41,127.40
Child Welfare Division, J. C	4,376.82	4,254.13	5,938.83	4,530.13	4,809.48	5,990.33	9,214.83
Reserve, funeral expense and benefits							27,291.63
Miscellaneous		854.90	3,031.89	13,410.82	8,786.16	5,569.29	2,493.33
Totals	337,836.31	388,921.12	503,726.02	546,766.72	717,417.61	840,359.52	923,040.79
Increase over previous fiscal year	37,496.56	51,084.81	114,804.90	43,040.70	170,650.89	122,941.91	82,681.27
Percentage increase	12.5	15.1	29.5	8.5	31.2	17.1	9.8

[1] Includes deductions for period Dec. 1, 1962 thorugh Aug. 31, 1963 of $24,130 ($15,504 for fiscal year 63) ($8,626 for fiscal year 1964).

[2] One-time conversion of $48,445.04 U.S. Savings Bonds of DTS wards not reflected for statistical comparison. DTS collections for fiscal year 1962 were $112,667.48 including this amount, and including this conversion, total collections for fiscal year 1962 were $552,171.06. Increase over previous fiscal year including bond conversion, $163,249.94. Percent increase over previous fiscal year including bond conversion, 42 percent.

NOTE.—See footnote [1] above: Not included in fiscal year computations as follows:

	Fiscal year 1963	Fiscal year 1964	Total
PAD grant deductions, AEOP	$5,148	$3,115	$8,263
PAD grant deductions, non-AEOP	10,356	5,511	15,867
Total	15,504	8,626	24,130

Juvenile court collections, fiscal year 1966

	N.S.	BOW	Total
1965			
July	$279.00	$5,870.97	$6,149.97
August	720.00	6,532.83	7,252.83
September	725.50	6,005.35	6,730.85
October	913.00	5,994.88	6,907.88
November [1]			
December		7,140.85	7,140.85
1966			
January		15,495.32	15,495.32
February to March	13,386.88	23,494.82	36,881.70
April [2]	2,931.00	7,380.14	10,311.14
Total	18,955.38	77,915.16	96,870.54

[1] No payroll for November 1965.
[2] Payroll dated Aug. 15, 1966.

Juvenile court accounts for public assistance recipients

	Receivable				Collections [1]						Uncollected					
	Total	Federal share	District of Columbia formula percent	District share	Total	Percent of total received	Federal share	Percent of total received	District share	Percent of total received	Total	Percent of total received	Federal share	Percent of total received	District share	Percent of total received
Fiscal year 1966 through June 30, 1966	$624,741	$387,339	38	$237,402	$96,871	15.5	$60,060	9.6	$36,811	5.9	$527,870	84.5	$327,279	52.4	$200,591	32.1
1965	559,436	346,850	38	212,586	108,684	19.4	67,384	12.0	41,300	7.4	450,752	80.6	279,466	50.0	171,286	30.6
1964	525,460	320,531	39	204,929	118,319	22.5	72,175	13.7	46,144	8.8	407,141	77.5	248,356	47.3	158,785	30.2
1963	509,725	310,932	39	198,793	123,929	24.3	75,597	14.8	48,332	9.5	385,796	75.7	235,336	46.2	150,460	29.5
1962	500,551	305,336	39	195,215	141,449	28.3	86,284	17.3	55,165	11.0	359,102	71.7	219,052	43.8	140,050	27.9
1961	454,008	281,485	38	172,523	112,518	24.8	69,761	15.4	42,757	9.4	341,490	75.2	211,724	46.6	129,766	28.6
1960	461,346	286,035	38	175,311	104,176	22.6	64,589	14.0	39,587	8.6	357,170	77.4	221,445	48.0	135,725	29.4
1959	301,189	159,630	47	141,559	74,924	24.9	39,710	13.2	35,214	11.7	226,265	75.1	119,920	39.8	106,345	35.3
1958	270,024	78,307	71	191,717	71,434	26.5	20,716	7.7	50,718	18.8	198,590	73.5	57,591	21.3	140,999	52.2
Total through June 30, 1966	4,206,480	2,476,445	[2] 41.1	1,730,035	952,304	22.6	556,276	13.2	396,028	9.4	3,254,176	77.4	1,920,169	45.7	1,334,007	31.7

[1] Collections through April 1966—last payroll dated Aug. 15, 1966.
[2] Percentage on totals.

NOTE.—The significant change in percentage of participants between fiscal years 1958 and 1960 was caused by a change in the basic formula, effective in October 1958. Cents have been omitted.

Overpayment pending referrals, Office of Investigations and Collections, fiscal year 1966, July 1, 1965, to June 30, 1966

	Total	1st quarter	2d quarter	3d quarter	4th quarter
Active AEOP:					
OA	53	18	9	15	11
AB	5	3	1	0	1
AFDC	262	63	63	72	64
APTD	69	25	13	13	18
GPA	37	7	9	11	10
Total	426	116	95	111	104
Active non-AEOP:					
OA	62	19	9	16	18
AB	3	0	1	0	2
AFDC	613	153	148	158	154
APTD	131	37	35	31	28
GPA	78	27	14	19	18
Total	887	236	207	224	220
Total active	1,313	352	302	335	324
Closed AEOP:					
OA	11	1	4	3	3
AB	1	1	0	0	0
AFDC	93	25	17	26	25
APTD	24	5	3	4	12
GPA	24	6	10	5	3
Total	153	38	34	38	43
Closed non-AEOP:					
OA	33	15	9	4	5
AB	3	1	1	1	0
AFDC	310	80	64	68	98
APTD	107	22	31	19	35
GPA	90	32	27	14	17
Total	543	150	132	106	155
Total closed	696	188	166	144	198
Total AEOP	579	154	129	149	147
Total non-AEOP	1,430	386	339	330	375
Total all	2,009	540	468	479	522

Overpayment—Comparison by fiscal year

	AEOP						Non-AEOP							Total, all	
	Active		Closed		Total		Active		Closed		Lump sum	Total		Number	Value
	Number	Value	Number	Value	Number	Value	Number	Value	Number	Value		Number	Value		
Fiscal year 1958 [1]															
Fiscal year 1959 [1]															
Fiscal year 1960 [2]					15	$4,159.33	72		83						
Fiscal year 1961					43		100		105		30			278	$85,479.80
Fiscal year 1962					136	24,725.67	227		139		104	470	$156,439.39	606	181,165.06
Fiscal year 1963					283	45,651.24	410		259		83	752	208,126.29	1,035	253,777.53
Fiscal year 1964 [3]	439	$43,854.00	144	$27,064.89	583	70,918.89	1,009	$169,557.32	569	$210,879.80		1,578	380,437.12	2,161	451,356.01
Fiscal year 1965	470	44,008.00	136	18,405.00	606	62,413.00	1,040	202,801.62	645	254,027.34		1,685	456,828.96	2,291	519,241.96
Fiscal year 1966 (one-half year)	211	21,074.60	72	12,310.00	283	33,384.60	443	76,747.84	282	74,375.81		725	151,123.65	1,008	184,508.25
Fiscal year 1966 total estimated	426	36,595.60	153	26,001.00	579	62,596.60	887	147,914.84	543	159,696.81		1,430	307,611.65	2,009	370,208.25

[1] No records.

[2] PAD staff first instructed to send AEOP directly to OIC by PAD Manual Release No. 116, dated May 18, 1961. Prior to that time, OIC has no accurate records of AEOP. Those reported for fiscal years 1960 and 1961 were those sent to this office as regular OP and determined by this office as AEOP.

[3] Does not include 226 overpayments with a value of $17,335.46 which were handled by PAD, reported to OIC in total only for July and August 1963. Recovery to be made by reduction in assistance grants.

Cases in juvenile court fiscal years 1964, 1965, 1966—Born out of wedlock cases

	Pending cases	Current appointments to file complaints	Complaints rejected by ACC	Appointments failed or canceled	Cases closed or rejected by PAD	Cases disposed of by court	
						Orders	Dismissals
Fiscal year 1964:							
July 1963	65	27	3	1	14	11	4
August	59	28	2	11	5	12	8
September	49	28	0	0	2	20	2
October	53	37	0	0	2	35	0
November	53	39	0	2	0	15	5
December	70	45	0	3	1	22	2
January 1964	87	41	2	18	0	32	4
February	72	49	2	3	0	28	7
March	81	45	0	6	2	26	14
April	78	33	0	3	0	7	5
May	96	50	0	3	0	25	3
June	115	58	1	7	0	20	2
Total			10	57	26	253	56
Fiscal year 1965:							
July 1964	143	27	0	12	0	8	5
August	145	42	0	7	0	22	2
September	166	50	2	12	1	25	0
October	176	53	0	12	14	24	2
November	187	48	0	4	0	18	2
December	211	52	2	15	0	37	0
January 1965	209	61	0	15	2	23	0
February	230	56	2	12	0	21	0
March	251	73	0	0	3	16	0
April	305	37	6	13	1	17	2
May	359	60	3	6	14	19	0
June	323	89	10	21	4	18	0
Total			25	129	39	248	13
Fiscal year 1966:							
July 1965	377	53	1	1	22	19	2
August	385	69	8	15	17	12	2
September	400	52	23	5	11	20	2
October	391	56	1	25	7	45	3
November	366	41	1	4	12	18	1
December	371	30	4	22	14	23	0
Janury 1966	338	43	0	12	20	31	0
February	318	29	2	4	13	28	0
March	300	52	2	4	5	23	2
April	316	48	7	7	29	24	2
May	295	53	11	1	7	7	4
June	318	30	4	8	2	8	4
Total			64	108	159	258	22

Cases in juvenile court, fiscal years 1964, 1965, and 1966—Nonsupport cases

	Pending cases	Current appointments to file complaints	Complaints rejected by ACC	Appointments failed or canceled	Cases closed or rejected by PAD	Cases disposed of by court		
						Orders	Commitments	Dismissals
Fiscal year 1964:								
July 1963	230	27	0	0	42	3	0	4
August	208	24	3	2	11	2	0	13
September	201	20	4	1	13	10	6	4
October	183	38	0	12	4	20	3	52
November	130	42	1	1	2	8	1	21
December	138	12	2	3	4	9	4	4
January 1964	124	30	10	8	0	15	2	18
February	101	34	5	9	3	16	3	11
March	88	38	0	3	2	16	0	13
April	92	41	0	4	0	3	0	5
May	121	27	0	3	0	10	0	2
June	133	40	0	5	0	12	0	16
Total			25	51	81	124	19	163
Fiscal year 1965:								
July 1964	140	24	0	5	0	6	2	6
August	155	25	0	11	0	1	0	3
September	165	42	8	10	1	18	1	6
October	163	42	2	5	20	30	0	5
November	143	37	0	3	0	15	0	2
December	160	39	0	10	0	15	1	8
January 1965	166	64	10	5	4	6	2	4
February	201	48	6	4	3	10	0	9
March	217	45	0	0	2	19	0	13
April	228	36	5	3	2	15	4	13
May	202	39	0	9	40	30	0	0
June	162	83	8	0	0	1	0	1
Total			39	65	72	166	10	70
Fiscal year 1966:								
July 1965	235	42	2	8	4	16	0	7
August	240	56	6	24	2	16	0	1
September	235	74	27	7	14	19	0	12
October	230	72	0	17	8	20	0	4
November	253	38	1	14	3	20	0	4
December	249	43	9	4	7	13	1	5
January 1966	253	49	1	9	2	19	0	8
February	263	37	2	1	7	14	0	6
March	270	51	4	3	21	7	0	9
April	277	43	5	20	8	49	0	5
May	233	43	0	18	4	6	0	13
June	235	51	3	14	3	15	0	11
Total			60	139	83	214	1	85

Statistical data—Burial of indigents

Fiscal year	Budget request	Appropriation	Transfer		Transfer		Negro		Caucasian		Total	
			In—	From—	Out—	To—	Number	Expenditure	Number	Expenditure	Number	Expenditure
1960	$48,048	$48,048	$31,000	PAD	$5,468	Treasury	306	$50,938	98	$22,642	404	$73,580.00
1961	79,550	35,550	36,000	Children's center	3,322	do	258	50,953	78	17,334	336	68,228.00
1962	44,550	35,550	36,000	do	12,602	do	248	42,418	69	16,530	317	58,948.00
1963	85,550	69,000					254	44,884	63	14,108	317	58,992.00
1964	69,000	69,000					(1)	(1)	(1)	(1)	397	68,936.00
1965	69,000	69,000					(1)	(1)	(1)	(1)	279	[2] 45,726.87
1966	69,000	69,000					(1)	(1)	(1)	(1)	310	[2] 64,643.00
1967 (estimate)	69,000										310	69,000.00

[1] Beginning with contract for calendar year 1964, Negro and white burials covered in same contract at same cost.

[2] Number and dollar amount from FAB. Difference from OIC due to cut-off method of computing contract performance date. OIC computes using date burial arranged, FAB uses date of burial.

Burials—Cost estimates for fiscal year 1967

		Percent
Costs fiscal year 1966:		
Adults	287	93.2
Children	4	1.3
Infants	17	5.5
Total	308	
Paid by FAB:		
Carryover, fiscal year 1965		6
Total, fiscal year 1966		308
Total		314
Fiscal year 1966 burials, not paid, carry over to fiscal year 1967		4
Total		310
Paid by FAB, fiscal year 1966: 310 burials		$64,643

		Percent	
Fiscal year 1967 costs (estimates):			
Adults	$232.53	93.2	$21,671,796
Children	115.70	1.3	150,410
Infants	54.33	5.5	298,815
Total	402.56		22,121,021
Percentile to be applied to $69,000:		Percent	
Adults	98.0	290	$67,620
Children	.7	4	483
Infants	1.3	16	897
Total		310	69,000

Estimates for 1967:	
Adults	290
Children	4
Infants	16
Total	310

Burials, average costs, Caucasian and Negro

Fiscal year	Negro	Cost	Average cost	Caucasian	Cost	Average cost
1957 [1]	200	$23,721.29	$118.60	74	$12,097.25	$163.47
1958 [1]	244	30,518.48	125.07	86	15,501.23	180.24
1959 [1]	327	42,976.58	131.42	104	21,987.10	211.41
1960 [1]	306	50,938.08	166.46	98	22,642.14	231.04
1961 [1]	258	50,953.35	197.49	78	17,334.33	222.23
1962 [1]	248	42,418.00	171.04	69	16,530.22	239.56
1963 [1]	254	44,884.84	176.71	63	14,107.66	223.93
Fiscal year 1964, July–December 1963	180	29,210.92	162.28	28	5,308.02	189.57

	Total	Cost	Average cost
February–June 1964 (no racial differentiation)	189	$29,326.31	$155.16
Grand total, fiscal year 1964	397	63,845.25	160.81
Fiscal year 1965:			
Chambers	163	22,210.70	136.26
Universal	115	22,836.11	198.57
Total	278	45,046.81	162.04
Fiscal year 1966:			
Universal	212	43,252.41	204.02
Rollins	95	20,855.86	219.54
Total	[2] 308	[2] 64,108.27	208.96

[1] Total burials and costs from FAO. Discrepancies in amounts due to difference in cutoff for accounting. OIC counts from day request sent to undertaker. FAO counts from date of burial.
[2] 1 out-of-town burial ($250) included in total.

Cost per burial

Year	White	Negro	Combined total average
1958	$181	$124	$139
1959	223	132	151
1960	231	166	182
1961	222	197	203
1962	240	171	186
1963	224	177	186
1964	[1] 397		161
1965	[1] 278		162
1966	[1] 308		209

[1] Beginning with the contract for calendar year 1964 Negro and white burials are covered by the same contract and at the same costs.

CWD parental support referrals (relative and preadoption)

	Fiscal year—		
	1964	1965	1966
Balance on hand	655	[1] 525	395
Received	655	603	254
Total	1,310	1,128	649
Completed	789	733	371
Balance, end of fiscal year	[2] 521	395	278

[1] To add in 4 preadoption referrals.
[2] Does not include maternity care.

OFFICE OF INVESTIGATIONS AND COLLECTIONS

CWD—Parental support, fiscal year 1966

Number of accounts June 30, 1966	317
Total accounts receivable June 30, 1966	$157,774.09
Number of families making payment	113
Total amount collected through June 30, 1966	$20,810.70
Average payment for families who paid	$184.17
Percentage collected	13.2

CWD—Parental support, fiscal year 1965

Number of accounts, June 30, 1965	489
Total accounts receivable through June 30, 1965	$252,812.53
Number of families making payment	[1] 182
Total amount collected through June 30, 1965	$21,467.97
Average payment for families who paid	117.96
Percentage collected	8.5

[1] Estimate based on 1st 9 months (137 families).

HEW HANDBOOK TRANSMITTAL NO. 77

CURTAILING ELIGIBILITY CHECKS

Senator BYRD. Now, I believe we are ready for the schools. Mr. Galvin, I have one question of you. I may not limit it to one question, but I want to ask you about one area of your work. What effect would the regulations proposed in Handbook Transmittal No. 77, dated March 18 of this year, issued by the Welfare Administration, Department of Health, Education, and Welfare have upon your work?

Mr. GALVIN. It would for all practical purposes sharply curtail the checking of eligibilty not only by the investigators but by any social worker throughout the country, very sharply curtail it.

Senator BYRD. Would you for the record submit a statement indicating how these regulations would restrict you in your efforts to locate ineligibles and establish the facts as to the eligibility or ineligibility of recipients?

(The statement follows:)

This Transmittal supersedes Federal Handbook IV-2200-2241 dated July 31 and becomes effective July 1, 1967. The State plan amendments implementing these requirements for each program must be submitted to regional offices by each state no later than April 1, 1967, as State plan approval will be necessary prior to release of the grants for the quarter beginning July 1, 1967, the effective date of the requirements. The Transmittal Letter indicates that the material is limited to conformity—to requirements for State plans and the interpretation of those requirements. The Transmittal Letter further indicates the material differs from the current Handbook material primarily as follows:

1. It imposes a requirement that the State plan contain policies and procedures for determination of eligibility that are consistent with the objectives of the program and the constitutional and statutory rights of applicants and recipients and that do not violate those rights or the individual's privacy or personal dignity, or harass the individual.

2. *IV-2220, item 4a* clearly establishes a time limit of 30 days for promptness in acting on information about changes that may affect a recipient's eligibility.

3. *IV-2220, item 5a and 5c* make mandatory a practice now recommended in IV 2241—relying on the individual as the primary source of information, and limiting the verification of conditions of eligibility to those "reasonably necessary to assure that expenditures under the program will be legal.

4. *IV-2230, item 5c* contains new specific rules about obtaining the individual's consent for outside contacts and the way the agency makes such contacts."

In addition to the differences mentioned in the Transmittal Letter there are many others in the sections on requirements and the interpretation of requirements, such as:

Section 2220—Subparagraph 1 requires that a State plan include policies and procedures for determination of eligibility for assistance that "will not result in practices that violate the individual's privacy or personal dignity, or harass him, or violate his constitutional rights."

Section 2230—Subparagraph 1 prohibiting a State plan containing policies and procedures for determination of eligibility that will result in violation of privacy or personal dignity, that constitute harassment, or that violate constitutional rights, requires careful and continuing attention to practices and procedures that may result in violations of these rights and principles. By way of illustration, States must especially guard against violations in such areas as entering a home by force, or without permission, or under false pretenses, making home visits outside of working hours, and particularly making such visits during sleeping hours; and searching in the home, for example, in rooms, closets, drawers, or papers, to seek clues to possible deception.

Section 2230—Subparagraph 4 requires that a State plan provide that redetermination of eligibility will be made periodically—at periods no longer than every 3 months in AFDC-UP, every 6 months in other AFDC cases, and every 12 months in the other programs—it is recognized that the situations of families with children are apt to change more frequently than those of recipients of the other categories. The time periods specified are the maximum periods that a State plan may provide for between periodic redetermination of eligibility. This requirement in no way affects the right of the recipient to receive assistance regularly so long as he remains eligible. Hence, failure of the agency to make a periodic redetermination cannot be used as a basis for withholding assistance.

Section 2230—Subparagraph 5a states that reliance on applicants and recipients as the primary source of information will enable the agency to

determine initial or continuing eligibility in a large percentage of cases on the basis of information provided by the individual supplemented if necessary by information from public records. Such reliance on the individual includes placing responsibility on recipients for notifying the agency, on the basis of instructions that may affect the amount of assistance to which they are entitled or may terminate their eligibility.

When available information is inconclusive, reliance on the applicant or recipient as the primary source of information requires the agency to explain to the individual, in writing if necessary, (1) what questions remain and how he can resolve or help to resolve them and/or what actions the agency can take to resolve them, and (2) the necessity for resolving the questions if eligibility is to be established or continued. If the individual is reluctant or unwilling to help resolve the question or permit the agency to do so, the agency is responsible for considering carefully with him his reasons—both to prevent him from deciding unnecessarily or unwisely to withdraw from the program when he is eligible, and to discharge the agency's responsibility for evaluating whether facts had previously been presented correctly. (See IV–2600 re Fraud.)

If the individual is unwilling to have the agency seek verifying information, the agency may not be able to determine eligibility and thus have no recourse but to deny or terminate assistance. In such instance, the individual should be told that he has the right to re-apply at any time.

Section 2230—Subparagraph 5b requires that a State plan include interviews with applicants and recipients in each determination of eligibility and requires a personal interview, preferably in the individual's home, unless that is impractical or would delay case action. If difficulties of transportation or other causes preclude a personal interview, contact by telephone or correspondence may be substituted. If the physical or mental condition of the applicant or recipient makes any type of direct contact with him impractical, the requirement may be met by a personal interview or other contact with someone who can act responsibly for him. In the case of initial determination of eligibility, however, a personal interview with the applicant is required as soon as possible.

Section 2230—Subparagraph 5c states that reliance on the applicant (and public records) as primary source of information will ordinarily make it unnecessary to consult other sources of information. The agency should take no steps in the exploration of eligibility to which the applicant does not agree, including contact with collateral sources. When information is sought from collateral sources, there should be clear interpretation of what information is desired, why it is needed, and how it will be used. Agencies should not rely on a "blanket" consent for outside contact, but should obtain specific consent for each contact, whether with social agencies, doctors, hospitals, and similar resources, or with relatives or other individuals.

The consent should cover the purpose of the contact as well as the individual or agency to be consulted.

Section 2230—Subparagraph 5c states that agency actions contrary to the foregoing practices will be inconsistent with requirement IV–2220, item 5c, unless limited to specific situations where there is special need to use other procedures. If other procedures are followed in a specific situation, the case record must specify the reasons why they were needed, and the specific procedures followed, which must be consistent with IV–2220, item 1, and IV–2230, item 1.

The material in the guidelines requires considerable interpretation and clarification as to what it actually means since portions are vague, ambiguous, poorly combined and subject to various possible interpretations. It could result, if interpreted literally, either in a complete give-away program without controls or in a completely restricted program depending on the attitude of the worker or agency toward the welfare program.

It must be emphasized that mandatory reliance on the recipient as the primary source of information about their eligibility has been officially questioned by the General Accounting Office (GAO) in their 1962 investigation of the Aid to Families of Dependent Children category of public assistance in Washington, D.C. They stated in two separate reports that as a result of their investigations they had determined "The investigation definitely disclosed that reliance cannot be placed on the AFDC mothers to reveal the actual conditions or cir-

cumstances which have a bearing on the recipients' eligibility for financial assistance."

In the Senate Appropriations Subcommittee Hearings for the 1963 Budget for the District of Columbia, Mr. Scholz, Public Assistance Division Chief, concurred with the GAO findings. He stated that the information furnished by the applicants and recipients is not reliable.

Yet, the Handbook in 2230 subparagraphs 5a and 5c quoted above suggests the almost complete acceptance of the recipient as a dependable source and states that ordinarily it is unnecessary to consult other sources of information. Investigation to determine the actual facts about eligibility by either social workers or investigators would thus be eliminated. The resultant fraud and waste of public funds would be considerable since we have found in many cases that applicants and recipients conceal their employment, do not discuss bank accounts and claim their employed husband has deserted when actually he is still living in the home.

This subparagraph also states that the agency "should" take no steps in the exploration of eligibility to which the applicant does not agree, including contact with collateral sources. It further states that the agency "should not" rely on a blanket consent for outside contacts, but should obtain specific consent for each contact, whether with social agencies, doctors, hospitals, and similar resources, or with relatives or other individuals.

This would indicate that each aspect of eligibility which requires verification from collateral sources, both at the time of application and at any point eligibility is to be reviewed, would require specific consent. Presumably, if interpreted literally, this would mean separate consent for each phase of eligibility required to substantiate eligibility as required under *Section 2230—Subparagraph 3*, which states: "eligibility or ineligibility will be adequately supported by facts—statements about eligibility requirements that have been substantiated by observation, or written records, *or other appropriate means*."

It is assumed that this would be required at any time the case is reviewed—either through regular review by a case worker, an audit review conducted by investigators, or a review required through the Federal Quality Control program. Furthermore, the question arises in terms of handling complaints received. It is important that agency procedure prohibit arbitrary actions on complaints. Therefore, substantiation of the complaint is required. Complaints of certain types would be difficult, or impossible, to substantiate if the client's specific permission were required. How is this to be interpreted?

Specific consent from the applicant or recipient for each contact rather than blanket consent for all contacts used to check on the reliability of the information furnished by the applicant or recipient or reported by other sources would result in a considerable waste of time and effort. An example of the fallacy of this requirement is shown when a worker receives a report that the recipient is employed on a part-time basis. The worker asks the recipient who denies it. What recourse does the worker have? The worker can't prove the recipient is employed. The worker may obtain permission from the recipient to investigate if the recipient is employed but all that is necessary to fool the worker is for the recipient to temporarily stop working. Without the specific consent requirement a check could have been made and employment information secured.

Specific consent could require numerous trips to the recipient's home or by the recipient to the worker's office merely to check on one item, such as rental arrangements.

What is the real objection to blanket consent?

What objection can a recipient have to giving blanket consent? What source of information pertinent to a recipient or applicant's eligibility would really be a cause for embarrassment to the recipient merely because of verification of facts, unless of course the facts supplied by the recipient to the social worker were no facts at all?

Why should a public agency charged with the responsibility of properly handling and disbursing public funds impose on itself limitations regarding verification of the information on which it is acting when common accepted business practice conducts such investigations without even "blanket" consent much less specific consent.

Subparagraph 5a emphasizes reliance on applicants and recipients as the primary source of information "supplemented if necessary by information from public records."

Definition of "public records" is not illustrated. Are School Attendance Reports public records? Are records of U.S. Employment Service, showing

whether or not a recipient has been contacting that office to seek employment, public records? Are court records relating to nonsupport included in this category? Are real estate records considered public records? These are not public records in the context that any individual in the community has access to them.

There are few documents on hand in Welfare to use as a basis for the claims of the applicants or recipients. Investigations into their claims with collateral sources on factors affecting eligibility are therefore essential to assure that public funds are used wisely and correctly. Other agencies have readily available checks on the information furnished them. Internal Revenue can check the tax form submitted against statements furnished on interest paid by banks, stock dividends, interest on bonds interest paid on loans, etc. Even then Internal Revenue anually checks over 300,000 tax forms submitted on which there is no suspicion. The Veterans Administration has numerous prior records on any veteran who submits a claim and, of course, everyone is aware that Social Security has complete prior records of social security paid for any of their claimants.

It is only Welfare that has no or few documented prior records on which to base their eligibility decisions. Investigation therefore is a necessity. In spite of this fact, the Handbook appears to be authorizing granting of financial assistance without checks. How many financial institutions would remain solvent if they handled their lending facilities in the same manner?

Section 2220—Subparagraph 1 requires that the State plan include policies and procedures that "will not result in practices that violate the individual's privacy or personal dignity, or harass him, or violate his constitutional rights."

The determination of constitutional rights in any given situation is, of course, finally determined by court interpretation. No Federal definition is given of harassment. What specifically is considered harassment in terms of Federal policy? Presumably, it is up to the State to further define this. Is this correct?

To some individuals any questions directed to themselves or to their neighbors or associates is considered harassment, whether the question is directed by a social worker or an investigator. Some recipients and applicants consider *any* home visit, *any* request to produce additional information as harassment.

It is generally recognized and accepted that harassment is to trouble or torment with repeated unnecessary questions, or repeated unnecessary home visits, or repeated unnecessary requirements to produce documents or other "proof". There is no question that harassment under its recognized definition should not be condoned.

Section 2230—Subparagraph 1 reiterates prohibition against violations of privacy and gives specific illustrations "States must especially guard against violations in such areas as entering a home by force, or without permission, or under false pretenses, making home visits outside working hours, and particularly making such visits during sleeping hours; and searching in the home, for example, in rooms, closets, drawers, or papers, to seek clues to possible deception."

This is a poorly designed paragraph. It combines acts which are necessary, such as "making home visits outside of working hours", with acts which no welfare department would permit, such as "entering a home by force".

The prohibition on "making home visits outside working hours" leaves questions as to how working hours are to be interpreted. For example, caseworkers may visit after 5:15 PM and sometimes on Saturdays to see members of the family not otherwise available. Sometimes, also, overtime is authorized as it was recently in Washington, D.C. in our attempt to reach all recipients eligible for Medicare. What is the interpretation of regular working hours? The Office of Investigations and Collections is authorized to visit between 8:00 AM and 10:00 PM. Would this be in violation?

Whose sleeping hours are meant—the workers' or the clients'? The living habits of people vary considerably. Many sleep late in the morning and others go to sleep early in the evening. Some sleep for a few hours in the afternoon. Would the restriction to home visits be limited to 10:00 AM to 2:00 PM?

What is wrong with inspecting the client's home, examining the closet or looking into the rooms with the permission of the client?

It is a fact that many missing employed husbands and fathers have been found hiding in closets and secreted under the beds. The GAO investigation reports are replete with similar instances of duplicity on the part of the recipients.

Section 2220, subparagraph 5c, limits the verification of conditions of eligibility to what is "reasonable necessary" to assure that expenditures under the program will be legal.

Reasonable is a very vague term when related to the legality of expenditures of public funds. What will be considered as reasonable? Is a ten per cent conviction of the necessity to issue funds sufficient to qualify as reasonable, or must it take sixty or seventy per cent? Do the guidelines open the doors for the fast, convincing talker, the smooth operator, the attractive mother? Will the quiet person, the unattractive mother suffer under these conditions? It must be obvious, if the states are to administer a program of welfare properly and be held accountable for the expenditures made under the program, then verification of conditions of eligibility must be to the point *necessary*. Any imprecise term, such as "reasonably necessary", could result in turning the welfare program into a give-away program in which evidence of entitlement or need would not be required.

It is felt that the requirement that assistance payments not be suspended needs further clarification. The intent appears to be to prohibit arbitrary suspensions not based on facts. However, some suspensions are based on inability to locate the recipient.

The above are some of the terminology and questions which require clarification as long as the states are to operate a "needs" program under specific laws and regulations, and are required to document eligibility. Unless these points are resolved, it seems that the states are placed in a difficult position with respect to conformity which, after all, is the stated purpose of the Handbook Transmittal.

Welfare administrations must always wear two hats. They are required to assure that the eligible needy—children or adults, deserted, disables or aged—receive the assistance to which they are entitled. They must also assure the public that public funds are not being wasted on the dishonest, the cheaters, the ineligibles.

Attached is a copy of Handbook Transmittal No. 77.

WILLIAM R. GALVIN,
Investigations and Collections Officer.

Attachment.

DEPARTMENT OF HEALTH, EDUCATION, AND WELFARE,
WELFARE ADMINISTRATION,
BUREAU OF FAMILY SERVICES,
Washington, D.C., March 18, 1966.

HANDBOOK TRANSMITTAL NO. 77

To State agencies administering approved public assistance plans.
From: Fred H. Steininger, Director.
Subject: Methods for Determination of Eligibility—Handbook IV–2200.
Material transmitted: IV–2200–2230 (Effective 7/1/67).
Material superseded: IV–2200–2241, dated 7/31/63 (Effective 7/1/67).

BACKGROUND AND EXPLANATION

The enclosed statement has been developed in response to a long recognized need for a comprehensive statement about methods for determination of eligibility in public assistance programs under the Social Security Act. This is a crucial area of administration, both for achieving the objectives of the programs and for maximum efficiency in administration.

This material is limited to conformity—to requirements for State plans and the interpretation of those requirements. It differs from current Handbook material primarily as follows:

1. It imposes a requirement that the State plan contain policies and procedures for determintaion of eligibility that are consistent with the objectives of the program and the constitutional and statutory rights of applicants and recipients and that do not violate those rights or the individual's privacy or personal dignity, or harass the individual.
2. It deletes material now in IV–2232 on Federal financial participation. This subject is treated in IV–5514.
3. *IV–2220, item 4a* clearly establishes a time limit of 30 days for promptness in acting on information about changes that may affect a recipient's eligibility.
4. *IV–2220, item 5a and 5c* make mandatory a practice now recommended in IV–2241—relying on the individual as the primary source of information; and limiting the verification of conditions of eligibility to those "reasonably

necessary to assure that expenditures under the program will be legal."

5. *IV–2230, item 5c* contains new specific content about obtaining the individual's consent for outside contacts and the way the agency makes such contacts.

SUBMITTAL OF PLAN MATERIAL

All State agencies are required to submit plan material to comply with the enclosed material.

Plan amendments implementing these requirements for each program should be submitted to the appropriate regional office as early as possible, but not later than April 1, 1967, as plan approval will be necessary prior to release of the grants for the quarter beginning July 1, 1967, the effective date of the requirements. Preferably, plan material covering the six plan requirements should be submitted as a unit, as an integral part of the State plan. However, if the State agency, upon review of its current approved plan provisions on determination of eligibility, believes that any of them fully meet one or more of the six plan requirements in the enclosed material, such plan material may be cited in respect to the identified specific plan requirement(s) in IV–2200. This is important so that there is mutual understanding of the identity and content of the plan provisions governing practice under the approved plan with respect to "Methods for Determination of Eligibility."

EFFECT ON OTHER POLICIES

To the extent that other current policies in the Handbook may be inconsistent with the enclosed Handbook statement, when it becomes effective the latter will govern.

INSTRUCTIONS FOR HANDBOOK MAINTENANCE

1. In Part IV, at the top of pages 2200 through 2241–p.4, dated 7/31/63, put the notation "Remove this page on 7/1/67" with pen-and-ink.
2. In Part IV, insert the enclosed pages immediately following page 2241–p.4, dated 7/31/63.
3. Make appropriate notation on the Form, Record of Receipt of Handbook Transmittals.

HANDBOOK OF PUBLIC ASSISTANCE ADMINISTRATION

PART IV—ELIGIBILITY, ASSISTANCE, AND SERVICES

2000–2999—METHODS FOR DETERMINATION OF ELIGIBILITY—3/18/66

2200. *Methods for Determination of Eligibility*

2210. *Provisions of the Act*

Sections 2(a), 402(a), 1002(a), 1402(a), and 1602(a) specify that:

"A State plan . . . must . . . (5) provide such methods of administration . . . as are found by the Secretary to be necessary for the proper and efficient operation of the plan;"

Sections 2(a)(10)(B), 2(a)(11)(D), and 1602(a)(13) specify that a State plan under Title I or XVI must:

"include reasonable standards, consistent with the objectives of this title, for determining eligibility for and the extent of" aid or assistance under the plan.

2220. *Requirements for State Plans*

Effective July 1, 1967, a State plan under title I, IV, X, XIV, and XVI must:

1. Include policies and procedures for determination of eligibility for assistance or other services that are consistent with the objectives of the program, and that respect the rights of individuals under the United States Constitution, the Social Security Act, title VI of the Civil Rights Act of 1964 (see Supplement C), and all other relevant provisions of Federal and State laws, and that will not result in practices that violate the individual's privacy or personal dignity, or harass him, or violate his constitutional rights.

2. Provide that (a) each person who wishes to do so will be given an opportunity to apply without delay for public assistance and other services, (b) prompt action will be taken on each application, and (c) assistance will be given promptly and will continue regularly to all eligible persons until they are found to be ineligible, so long as assistance is being provided under the specific category.

3. Provide that each decision that an applicant for or recipient of assistance or other services is eligible or ineligible will be supported by information in the case record that shows either that all eligibility requirements of the State plan are met or that one or more such requirements is not met.

4. Provide that eligibility will be redetermined in each case where an individual has been determined to be eligible:

a. Through prompt action within a specified time period—no longer than 30 days—after the agency has information which indicates that changes in a recipient's circumstances may affect the amount of assistance to which he is entitled or may make him ineligible.

b. Through regular periodic redetermination at specified intervals, of eligibility factors subject to change—intervals no longer than 3 months in AFDC–UP, 6 months in other AFDC cases, and 12 months to the other categories.

5. Provide that in the process of determination of initial and continuing eligibility:

a. Applicants and recipients will be relied upon as the primary source of information about their eligibility, after an adequate interpretation of the agency's requirements, and the agency will help them provide needed information, or, if they are unable to do so, because of physical or mental or other difficulties, the agency will obtain the necessary information for them.

b. Each determination of eligibility will include at least one interview with the applicant or recipient, or, if direct contact with him is impractical or would delay case action, with someone acting responsibility for him. Where a declaration form or similar procedure is used, the interview may take place within a reasonable time after determination of eligibility.

c. Verification of conditions of eligibility will be limited to what is reasonably necessary to assure that expenditures under the program will be legal.

d. Applicants and recipients will be notified in writing that assistance has been authorized in a stated amount or that it has been denied or terminated for a specified reason.

6. Include a description of the methods by which the State agency will be kept currently informed about local agencies' adherence to the State's plan provisions concerning the above requirements and at the State agency's procedural requirements for methods for determination of eligibility. (See II–4200 re State-wide operation.)

2230. *Interpretation of Requirements*

The above requirements for State plans are considered essential for proper and efficient operation of public assistance programs under the Social Security Act. They reflect the basic principles about the rights and responsibilities of individuals and of governmental agencies in our democracy. They are necessary in order that these rights shall be protected in the determination of eligibility. They are also necessary to achieve the broad objectives of the programs for individuals and families and for society. Public assistance programs based on these requirements will inspire public confidence so that those who are eligible will make appropriate use of the programs and those who do not need them will respect both the agency and those who avail themselves of the agency's assistance and other services. The following explains the import of the corresponding items in IV–2200.

1. The requirement that a State plan contain policies and procedures for determination of eligibility that are consistent with program objectives and that respect legal rights of individuals and do not violate the individual's privacy or personal dignity, or harass him or violate his constitutional rights, necessitates the testing of each pertinent policy and procedure against those positive and negative criteria. If the program is locally administered with State supervision, the State agency must see that supplementary locally developed procedures are consistent with this requirement.

The prohibition against a State plan containing policies and procedures for determination of eligibility that will result in violation of privacy or personal dignity, that constitute harassment, or that violate constitutional rights, requires careful and continuing attention to practices and procedures that may result in violations of these rights and principles. By way of illustration, States must especially guard against violations in such areas as entering a home by force, or without permission, or under false pretenses, making home visits outside of working hours, and particularly making such visits during sleeping hours; and search-

ing in the home, for example, in rooms, closets, drawers, or papers, to seek clues to possible deception.

2. The general requirement about the application process requires the State agency to take those actions that are necessary to facilitate the exercise of the right to apply for assistance and other services, for the application process is the first step in determination of eligibility. Such actions include: making arrangements to accept applications without delay, informing applicants about the eligibility requirements and their rights and obligations under the program, and acting promptly on applications. This is a general requirement. Detailed requirements covering the application process are contained in IV–2300.

3. The requirement that the plan provide that decisions on eligibility or ineligibility will be adequately supported and recorded requires that each decision be based on facts—statements about eligibility requirements that have been substantiated by observation, or written records, or other appropriate means.

This requirement should result in the maintenance of case records that will provide a valid basis for accounting for expenditures of public funds, and that will assure the availability of needed information if the applicant or recipient appeals to the State agency for a fair hearing.

4. The requirement that a State plan provide that redetermination of eligibility will be made promptly—at least within 30 days after the agency has available information which suggests the need for redetermination—and at regular intervals no longer than the specified maximum periods, is designed to contribute to efficient administration. This applies when the agency obtains the information during a regular redetermination of eligibility or when providing social service, or when the recipient or another person or agency reports changes in the recipient's situation.

In requiring that a State plan provide that redeterminations of eligibility will be made periodically—at periods no longer than every 3 months in AFDC–UP, every 6 months in other AFDC cases, and every 12 months in the other programs—it is recognized that the situations of families with children are apt to change more frequently than those of recipients of the other categories. The time periods specified are the maximum periods that a State plan may provide for between periodic redetermination of eligibility. This requirement in no way affects the right of the recipient to receive assistance regularly so long as he remains eligible. Hence, failure of the agency to make a periodic redetermination cannot be used as a basis for withholding assistance.

5. The detailed procedural requirements for State plan provisions on methods for determination of eligibility are based on recognition of the rights and obligations of applicants and recipients to be responsible participants in the process and the fact that the objectives of the program can only be achieved through an agency-client relationship based on mutual respect.

a. The requirement that a plan provide that applicants and recipients will be relied upon as the primary source of information regarding their initial and continued claim for assistance does not relieve the agency of the responsibility to recognize the differing capacities of applicants and recipients to discharge their responsibilities to the agency. Some can provide or obtain needed information after the agency explains what information is needed; others will need specific directions to sources of information; others may want, or have to rely on, the agency to obtain the information for them.

If the individual is unable to participate in the determination of eligibility, because of such circumstances as physical or mental disability, inability to speak English, or other difficulties, the agency is obliged to take measures to provide him the assistance and services for which he is eligible.

Reliance on applicants and recipients as the primary source of information will enable the agency to determine initial or continuing eligibility in a large percentage of cases on the basis of information provided by the individual, supplemented if necessary by information from public records. Such reliance on the individual includes placing responsibility on recipients for notifying the agency, on the basis of instructions understood by them, about changes in their situations that may affect the amount of assistance to which they are entitled or may terminate their eligibility.

When available information is inconclusive, reliance on the applicant or recipient as the primary source of information requires the agency to explain to the individual, in writing if necesary, (1) what questions remain and how he can resolve or help to resolve them and/or what actions the agency can take to resolve them, and (2) the necessity for resolving the questions if eligibility is to be established or continued. If the individual is

reluctant or unwilling to help resolve the question or permit the agency to do so, the agency is responsible for considering carefully with him his reasons—both to prevent him from deciding unnecessarily or unwisely to withdraw from the program when he is eligible, and to discharge the agency's responsibility for evaluating whether facts had previously been presented correctly. (See IV–2600 re Fraud.)

If the individual is unwilling to have the agency seek verifying information, the agency may not be able to determine eligibility and thus have no recourse but to deny or terminate assistance. In such instance, the individual should be told that he has the right to re-apply at any time.

b. The plan requirement of an interview with applicants and recipients in each determination of eligibility requires a personal interview, preferably in the individual's home, unless this is impractical or would delay case action. If difficulties of transportation or other causes preclude a personal interview, contact by telephone or correspondence may be substituted. If the physical or mental condition of the applicant or recipient makes any type of direct contact with him impractical, the requirement may be met by a personal interview or other contact with someone who can act responsibly for him. In the case of initial determinations of eligibility, however, a personal interview with the applicant is required as soon as possible.

In States where eligibility is determined either initially or on redetermination on the basis of declaration forms or similar procedure, the interview should take place as soon as possible, and in any event within 90 days.

c. Reliance on the applicant (and public records) as the primary source of information will ordinarily make it unnecessary to consult other sources of information. The agency should take no steps in the exploration of eligibility to which the applicant does not agree, including contact with collateral sources. When information is sought from collateral sources, there should be clear interpretation of what information is desired, why it is needed, and how it will be used. Agencies should not rely on a "blanket" consent for outside contacts, but should obtain specific consent for each contact, whether with social agencies, doctors, hospitals, and similar resources, or with relatives or other individuals.

The consent should cover the purpose of the contact as well as the individual or agency to be consulted.

If the agency has to assume responsibility for the entire process of determination of eligibility or for parts of it, because of the individual's inability to participate in establishing his eligibility, the same care must be taken in selecting sources to be contacted as would be taken if he were participating.

Agency actions contrary to the foregoing practices will be inconsistent with requirement IV–2220, item 5c, unless limited to specific situations where there is special need to use other procedures. If other procedures are followed in a specific situation, the case record must specify the reasons why they were needed, and the specific procedures followed, which must be consistent with IV–2220, item 1, and IV–2230, item 1.

d. The requirement that applicants and recipients be notified in writing that assistance has been authorized in a stated amount requires such notification both at the initial determination of eligibility and each redetermination that results in a change in the amount of assistance to which the individual is entitled. When assistance is denied to an applicant and when a recipient's assistance is terminated, the written notice to him must contain the reason why he has been determined to be ineligible. The written notice will provide a basis for the individual to express dissatisfaction with the agency action. (See IV–6000 re Hearings.)

6. The State plan must provide reporting and other administrative and supervisory methods for obtaining information about whether local agencies carry out the State plan provisions and meet Federal requirements in determination of eligibility, thus enabling the State agency to identify problem areas and take corrective action. (See II–4200, item 3, re State-wide operation.)

Mr. GALVIN. Yes, sir.

Senator BYRD. To your knowledge has there been any follow-through on the part of the Department of Health, Education, and Welfare to modify these regulations?

Mr. GALVIN. At the moment none, sir.

Senator BYRD. None?

Mr. GALVIN. No. I do know it has been brought to their attention by Mr. Brewer and the Department.

Senator BYRD. All right, thank you.

Mr. GALVIN. Thank you, sir.

EDUCATION

STATEMENT OF DR. CARL F. HANSEN, SUPERINTENDENT OF SCHOOLS; ACCOMPANIED BY JOHN H. RIECKS, DEPUTY SUPERINTENDENT OF SCHOOLS; DR. JOSEPH M. CARROLL, ASSISTANT SUPERINTENDENT IN CHARGE OF GENERAL RESEARCH, BUDGET, AND LEGISLATION; AND GRANVILLE W. WOODSON, ASSISTANT SUPERINTENDENT IN CHARGE OF BUILDINGS AND GROUNDS

BUDGET INCREASE

Senator BYRD. The next item concerns the public schools.

For operating expenses, the estimate is $82,609,000.

The House allowance is $80,093,000, a reduction of $2,516,000.

The amendments requested total $1,888,685. This sum represents $1,818,685 in restoration requests and $70,000, a new item pending submission to the Senate.

The amendments requested and justifications filed in support thereof will be placed in the record at this point.

(The amendments and justification follow:)

OPERATING EXPENSES

(House hearings, pp. 699–1069, Book 1, pp. 735–750, Book 2; Senate hearings, pp. ——)

Appropriation, 1966	$75,547,600
Estimate, 1967	82,609,000
House allowance, 1967 (reduction of $2,516,000)	80,093,000
Savings through delay in enactment of bill	—341,785
Amendment requested (includes $70,000 contained in S. Doc. 112)	1,888,685
Total request in Senate	81,639,900

AMENDED REQUESTED

Page 5, line 22, strike out "$80,093,000" and insert in lieu thereof "$81,639,900", or a net increase of $1,546,900 in the appropriation. This amount is comprised of $1,818,685 restoration request, and $70,000 contained in S. Doc. 112, less $341,785 savings through delay in enactment of bill.

Application of House reductions (by activities)

Standard classification	1966 estimate	1967 estimate	Amount recommended by House	Increase (+) or decrease (−), bill compared with estimate	Savings through delay in enactment of bill	Amount of restoration requested in Senate
General administration	$1,585,467	$1,757,138	$1,669,692	−$87,446	−$10,604	+$60,864
Supervision and instruction	52,941,288	57,294,623	54,903,451	−2,391,172	−293,826	+1,757,821
District of Columbia Teachers College	1,756,867	1,806,462	1,806,462		−6,585	
Vocational education, George-Barden program	733,093	1,170,395	1,170,395		−2,668	
Operation of buildings and grounds and maintenance of equipment	8,708,140	9,271,344	9,233,962	−37,382	−6,914	+70,000
Repairs and maintenance of buildings and grounds	2,508,500	3,271,000	3,271,000			
Teacher's retirement and annuity fund	6,207,200	6,628,200	6,628,200			
Elementary school lunch program	843,543	1,032,780	1,032,780		−9,519	
National defense education program	173,502	377,058	377,058		−11,669	
Total, education	75,457,600	82,609,000	80,093,000	−2,516,000	−341,785	+1,888,685
General fund	75,333,600	82,483,900	79,967,900	−2,516,000	−341,785	+1,888,685
Highway fund (regular)	124,000	125,100	125,100			

HOUSE REPORT

The Committee recommends an appropriation of $80,093,000 for the operation of the public school system during 1967. This is an increase of $4,635,400 over 1966 and $2,516,000 less than requested. The following tabulation shows in comparative form the amounts recommended.

	Appropriations, 1966	Budget estimates, 1967	Recommended in bill for 1967	Bill compared with—	
				1966 appropriations	1967 estimates
General administration	$1,585,467	$1,757,138	$1,669,692	+$84,225	−$87,446
Supervision and instruction	52,941,288	57,294,623	54,903,451	+1,962,163	
District of Columbia Teachers College	1,756,867	1,806,462	1,806,462	+49,595	−2,391,172
Vocational education, George-Barden program	733,093	1,170,395	1,170,395	+437,302	
Operation of buildings and grounds and maintenance of equipment	8,708,140	9,271,344	9,233,962	+525,822	−37,382
Repairs and maintenance of buildings and grounds	2,508,500	3,271,000	3,271,000	+762,500	
Teachers' retirement and annuity fund	6,207,200	6,628,200	6,628,200	+421,000	
Elementary school lunch program	843,543	1,032,780	1,032,780	+189,237	
National defense education program	173,502	377,058	377,058	+203,556	
Total, education	75,457,600	82,609,000	80,093,000	+4,635,400	−2,516,000

In addition to the amounts above it is estimated that a total of $15,088,882 in Federal grants will also be available to the school system to augment the funds provided in the accompanying bill. Details of these grants will be found on pages 733 through 758 of part 1 of the printed hearings. A summary of the grants by budget activities follows:

Estimated Federal Grants, FY 1967

	Positions	Amount
General administration	61	$516,265
Supervision and instruction	904	11,435,062
District of Columbia Teachers College		6,173
Vocational education, George-Barden program	27	669,007
Operation of buildings and grounds and maintenance of equipment	130	716,861
Repairs and maintenance of buildings and grounds		268,126
National defense education program	16	344,798
Model School Division	32	1,132,590
Total, estimated Federal grants, education	1,170	15,088,882

General Administration.—A total of $1,669,692 is recommended for 1967 which is an increase of $84,225 over 1966 and $87,446 below the amount requested. Eight new clerical positions have been allowed, as follows: 2 for central administration, 5 for personnel administration and 1 for the Department of General Research, Budget and Legislation. The remainder of the increase provides for mandatory costs.

Supervision and Instruction.—The Committee recommends $54,903,451 in this category, an increase of $1,962,163 over 1966 and a decrease of $2,391,172 below the amount requested in the budget. A total of 6,716 positions is allowed, an increase of 290, but 419 less than requested. Distribution of the 290 additional positions follows:

Additional positions	Estimate	Allowance
Teaching services:		
Elementary schools	303	102
Junior high schools	8	
Senior high schools	62	51
Serving various levels	52	44
Total teaching services	425	197
Librarians	24	13
Counselors	84	50
School nurse	1	1
Pupil personnel service teams	66	
Group measurement team	3	
Supervisory services	42	26
Clerical and secretarial services	64	3
Total, additional positions, supervision and instruction	709	290

A total of 425 additional teaching positions was requested. The committee has approved 197, as shown below.

Additional teaching positions

	Requested	Recommended
Elementary schools:		
Music (vocal)	78	10
Art	53	18
Science	51	27
Health and physical education	89	30
Mathematics	10	10
Foreign language	13	4
Music (instrumental)	9	3
Total	303	102
Junior high schools: Music (instrumental)	8	----------
Senior high schools:		
Regular academic and art	42	42
Shop and home economics	9	9
Military science	9	----------
Music (instrumental)	2	----------
Total	62	51
Serving various levels:		
Chorus, citywide	1	1
Speech	15	7
Reading clinic	24	24
Reading diagnostician	12	12
Temporary WAE for curriculum	(4)	----------
Temporary WAE for special assignments	(10)	----------
Total	52	44
Summer schools:		
Regular program	(80)	(40)
Speech	(3)	(3)
Total	(83)	(43)
Grand total, additional teaching positions	425	197

The Committee is fully cognizant of the continuing increase in the number of temporary teachers which is now approximately 42% of the teaching staff. This problem has been discussed with the Superintendent of Schools each year when he has appeared before the Committee and the Committee again urges that every effort be made to reduce the rate without lowering the standards.

The budget proposed 24 additional library services positions. The Committee recommends 13. The distribution of these positions is shown below:

Additional library services positions

	Requested	Recommended
Elementary schools:		
New schools (1)	1	----------
Existing schools	20	10
Total	21	10
Junior high schools: New schools (1)	1	1
Vocational high schools: Existing schools	2	2
Grand total, additional library services positions	24	13

The request for 154 additional positions for Pupil Personnel Services has been reduced to 51 and the distribution of those positions follows:

Additional pupil personnel services positions

	Requested	Recommended
Elementary schools: Counselors	68	34
Junior high schools:		
Counselors	8	8
Nurse (1 new school)	1	1
Total	9	9
Senior high schools: Counselors	7	7
Vocational high school, counselors	1	1
Serving various levels:		
Pupil personnel service teams:		
Psychiatrists	3	
Team directors	4	
Clinical psychologists	8	
Psychiatric social workers	5	
School social workers	24	
School psychologists	13	
Attendance officers	3	
Administrative clerks	4	
Clerk-typists	2	
Total	66	
Group measurement team:		
Director of group	1	
Psychometrists	2	
Total	3	
Total, serving various levels	69	
Grand total, additional pupil personnel services positions	154	51

A total of 26 positions has been allowed for supervisory services as compared with the 42 requested. The distribution made is as follows:

Additional supervisory service positions

	Requested	Recommended
Elementary schools	21	19
Junior high schools	10	4
Senior high schools	3	3
Serving various areas	8	
Total, additional supervisory service positions	42	26

The Committee has not concurred in the request for 64 additional clerical and secretarial positions except for staffing the new Lincoln Junior High School and one position in the departmental offices.

A total of $1,660,488 has been provided for educational supplies and services as requested except for appropriate reductions due to delays in the opening of new schools and the deferment of additional library positions noted above. The increase of $68,876 requested for the purchase of equipment for the business education, audio-visual, speech center, reading center and curriculum department programs has been allowed. The request for additional funds for travel of itinerant employees on official duty and consultant services (reading program) has been denied.

D.C. Teachers College.—A total of $1,806,462 has been approved for the operation of the College as requested. This is an increase of $49,595 over 1966 and provides primarily for staffing and other costs for the new Truesdell addition

(laboratory school), the establishment of an evening program, and providing additional equipment for classrooms and the library.

Operation of buildings and grounds.—The Committee has allowed $9,233,962 for this activity in 1967, an increase of $525,822. The slight decrease in the amount requested, $37,382, reflects the deferral of requests for engineering and custodial services and related operational supplies and utility services for new schools that will not be completed as early as originally contemplated. An additional $149,511 requested for the repair and replacement of furniture and equipment has been allowed in full.

Repair and maintenance of buildings and grounds.—A total of $3,271,000 has been included for the repair and maintenance of buildings, as requested, which is an increase of $762,500 over 1966.

JUSTIFICATION

The amendment requested of $1,888,685 ($1,818,685 restoration request and $70,000 contained in S. Doc. 112) is distributed as follows:

A. General administration, $60,864 (restoration request):	
1. Central administration in general:	
1 GS–7 administrative aid, Office of Board Secretary	$3,840
1 GS–5 administrative clerk-stenographer, Office of Superintendent	3,259
Total	7,099
2. Personnel administration: Travel (for staff members for recruiting)	2,000
3. Business administration:	
1 GS–10 equipment specialist	4,563
1 GS–9 equipment inspector	4,186
1 GS–4 clerk-typist, storage and service office	2,948
Total	11,697
4. General research, budget, and legislation:	
1 GS–11 fiscal analyst	4,977
1 GS–4 clerk-typist, office of assistant superintendent	2,948
Total	7,925
5. Department of buildings and grounds:	
1 class 6 coordinator of school plant planning	6,143
1 GS–4 clerk-typist, office of assistant superintendent	2,948
1 GS–9 engineering technician	4,186
Total	13,277
6. Administration of pupil personnel services:	
1 GS–4 clerk-typist, office of assistant superintendent (file room)	2,948
2 GS–4 clerk-typist (school attendance)	5,896
1 GS–4 clerk-typist, office of director of special education	2,948
Total	11,792
7. Elementary school administration: 1 GS–6 administrative clerk-stenographer	3,537
8. Administration of adult and vocational education: 1 GS–6 clerk-typist, office of adult education and summer school	3,537
Total	60,864

B. Supervision and instruction, $1,757,821 (restoration request):

1. Teaching service:	
(a) Elementary schools:	
68 class 15 teachers, music (vocal)	$229,581
35 class 15 teachers, art	136,640
24 class 15 teachers, science	107,616
59 class 15 teachers, health and physical education	217,354
9 class 15 teachers, foreign language	34,056
6 class 15 teachers, music (instrumental)	43,416
Total	768,663
(b) Junior high schools: 8 class 15 teachers, music	30,456
(c) Senior high schools:	
9 class 15 teachers, military science	35,550
2 class 15 teachers, music (instrumental)	7,900
Total	43,450
(d) Various levels:	
8 class 15 teachers, speech	30,272
Teachers (10) temporary WAE for special assignments	37,640
Total	67,912
(e) Summer schools: Teachers (40) part-time regular program	26,260
Total	936,741
2. Library services:	
(a) Elementary schools: 10 class 15 librarians	36,840
3. Pupil personnel services:	
(a) Elementary schools: 34 class 15 counselors	154,326
(b) Serving various levels:	
3 class 5 psychiatrist	19,281
4 class 7 team directors	23,216
1 class 8 director of group measurement	5,486
8 class 12 clinical psychologists	37,144
5 class 13 psychiatric social workers	20,945
2 class 15 psychometrists	7,954
24 class 15 school social workers	82,856
3 class 15 attendance officers	11,757
4 GS–6 administrative clerks	14,148
13 class 15 schools psychologists	50,856
2 GS–4 clerk-typist	6,518
Equipment for psychiatric teams	7,160
Supplies	6,000
Total	293,321
Total	447,647

B. Supervision and instruction, $1,757,821—Continued	
4. Supervisory services:	
(a) Junior high schools: 6 class 8 assistant principals	$33,276
(b) Serving various levels:	
1 class 7 supervising director of speech program	5,804
1 class 7 supervising director of curriculum	5,804
1 class 7 supervising director, elementary education in charge of student teaching	5,804
1 class 10 assistant director, art	5,247
1 class 10 assistant director, industrial arts	5,247
1 class 10 assistant director, history	5,247
1 class 10 assistant director, speech program	5,247
1 class 10 assistant director, curriculum (adult education)	5,247
Total	43,647
Total	76,923
5. Clerical and secretarial services:	
(a) Regular day schools:	
35 GS–4 clerk-typist, elementary schools	103,180
11 GS–4 clerk typist, junior high schools	32,428
1 GS–4 clerk-typist, senior high schools	2,948
Total	138,556
(b) Department offices:	
7 GS–4 clerk-typist, various offices	20,636
3 GS–4 clerk-typist, elementary supervision	8,844
1 GS–4 clerk-typist, english department	2,948
1 GS–3 clerk-typist, reading department	2,686
Total	35,114
Total	173,670
6. Educational supplies and services: (a) Library books: Basic allotments for elementary schools	82,500
7. Supporting services:	
Travel for itinerant employees	2,000
Consultant services (reading program)	1,500
Total	3,500
Total	1,757,821
C. Operation of buildings and grounds and maintenance of equipment, $70,000 (amendment S. Doc. 112):	
1. Transportation services: Contractual services to include buses, driver, and attendant	70,000
Grand total	1,888,685

INTRODUCTION OF WITNESSES

Senator BYRD. Dr. Hansen, would you proceed?

Dr. HANSEN. Thank you, Mr. Chairman. I want first to present if I may for the record a statement of Dr. Euphemia L. Haynes, President of the Board of Education, who is unable to be here this afternoon. I should also like to present two members of the Board of Education who are present and who may wish to participate with your approval from time to time.

Senator BYRD. I will be glad for them to.

Dr. HANSEN. Col. Wesley Hamilton, the dean of the Board of Education, Chairman of the Buildings and Grounds Committee, and Dr. Benjamin Alexander. I will not call him the youngest on the Board of Education, but he is among three who are newest on the Board of Education. These two gentlemen are very dedicated public servants and we are very proud to be working with them and have them here this afternoon.

I would also like to present these people, whom I am sure you know, who will assist me: Mr. John Riecks, Deputy Superintendent of Schools; and Dr. Joseph Carroll, Assistant Superintendent in Charge of Budget Legislation on Research and Related Items, and Mr. Granville Woodson, who is in charge of buildings and grounnds.

STATEMENT OF DR. EUPHEMIA L. HAYNES, PRESIDENT, BOARD OF EDUCATION

Senator BYRD. Dr. Hansen, the statement of Dr. Haynes will be included in the record in its entirety.

(The statement follows:)

Mr. Chairman and Members of the Committee, I appreciate the opportunity to testify in support of the Board of Education Fiscal Year 1967 requests. We wish to thank the Committee for its deep and sincere interest in our schools in recent years and it is expected that through the restoration of these requests to the original 1967 Fiscal Year School Budget you will continue to show your desire to provide adequate education for our boys and girls. Then, and only then, can we move forward toward our goal of a first rate educational system in our Nation's Capital that will give the students of today a brighter and more hopeful future tomorrow.

The Board of Education asks that particular consideration be given to the following items for restoration: First, is the critical need for the inclusion of all administrative items. We cannot expect to meet the challenge of the new thrusts in education without an adequate staff to administer the novel and exciting projects and programs being innovated for our students of today.

The second area of concern is for approval of requests to strengthen the Pupil Personnel Services for the District Schools. The ability to carefully evaluate children for placement in classes, provide special assistance through diagnosis and referral services, and to counsel not only our students but also parents and teachers in order to obtain the best possible assistance for children with problems, is essential to effective school operation. It is hoped that these items will be restored. Finally, it is highly essential that the items in Capital Outlay which were eliminated be restored. These items must be included if we are to meet overcrowding, reduce class size, combat double shifts, and provide the students and teachers with a sound educational curriculum in a setting of modern, safe, and attractive surroundings.

The Board of Education, as informed laymen who are responsible to the parents of the District of Columbia, asks that you heed our plea to restore these requests, and we assure you of our intention to spend the funds wisely and effectively. We ask your help in providing the resources necessary for the Board of Education to meet all its obligations to the children of Washington.

Thank you again for this opportunity to appear before you and justify these requests. We wish also to express our appreciation for your past efforts and we know from experience that you will show your usual courtesy, sincerity, and care in reviewing our school needs.

EXPRESSIONS OF GRATITUDE TO CONGRESS

Senator BYRD. We are appreciative of the presence of the Board members who are here. Of course, we welcome back before the subcommittee these gentlemen whom you have just introduced and we would like you to proceed. Do you have a written statement?

Dr. HANSEN. Mr. Chairman, I do not have a written statement. I have been debating with myself as to whether I should follow an inclination I have, and I think I shall do it, to discuss informally

some of the accomplishments of this Congress in terms of the improvement of educational services in the District of Columbia, and to take perhaps an unpopular stand, which is to express gratitude to the Congress and to praise it for recognition of educational needs in the District of Columbia. Mr. Chairman, I do not suggest that now we have reached the millennium, but I wish simply to give credit where credit is due to you and your committee, to the House District Committee on Appropriations, and to the Congress as a whole.

RESULT OF THE SUPPORT OF CONGRESS

Here are items which I think justify the sense of positive achievement that the Washington school system ought to have as a result of the support of the Congress.

INCREASE IN PER CAPITA EXPENDITURES

Item 1, per capita expenditures for the education of children are expected to reach $704 in fiscal 1967, assuming that the major portion of the presentations before this Congress are approved by it, as against $340 in 1955. This is more than a 100-percent increase in funding per capita for the support of education in the District of Columbia.

I would say that I think the ultimate should be at least $1,000 as we approach the maximum service necessary for our children, but I do think it is very clear on the record that the support for public education has improved greatly over the last 10 years.

REDUCTION OF AVERAGE CLASS SIZE IN ELEMENTARY SCHOOLS

The second I would use as an illustration is the reduction in average class sizes in the elementary schools, grades 1 to 6, from 35.5 pupils per teacher in 1954, to 30.4 in 1965. This in itself is an extraordinary achievement. I think it is a record for big cities of this size around the country, and involves not only the acquisition of additional personnel, but a considerable increase in the capital investment, in buildings, space, and so on.

INCREASE IN LIBRARY SERVICES

The third point, increase in library services from a staff of 17 in 1950 to 100 in 1965. That is roughly five times more support for library services than 15 or 16 years ago and is an estimate I think of the still forward progress of the development of library services.

INSTRUCTION IN FOREIGN LANGUAGE

The fourth in the elementary foreign language program—we had no instruction of children in the elementary schools in 1958. The school system now offers instruction to more than 10,000 children in this category.

INCREASE IN COUNSELING SERVICES

Five, in counseling services from a total staffing of 51 in 1953 to 245 in 1965, a record that I think this committee can be especially proud of, I believe particularly because it was this committee, under your able direction, that introduced the first counseling services for the elementary schools.

INCREASE IN CLINICAL PSYCHOLOGICAL SERVICES

Six, clinical psychological services from none in 1950 to 18 staff persons in this category in 1965.

STAFFING OF SCHOOL PSYCHOLOGISTS

Seven, staffing of school psychologists from 13 in 1958 to 38 in 1965.

REDUCTION IN PART-TIME CLASSES

Eight, reduction in part-time classes. Pupils on part time from 5,000 in 1957 to an estimated 177 early this month.

FREE LUNCHES FOR NEEDY ELEMENTARY CHILDREN

Nine, free lunches for needy elementary children, from a program for no public provision for this in 1958 to an expenditure of more than three-quarters of a million dollars in 1965. We are now supplying free lunches to something like 12,000 children daily as a result of the action of this committee and the committees on the House side.

COMPLETION OF REQUIRED SERVICES DEVELOPMENT

I think we can extend this with other evidence of significant gains through the support of Congress, but I shall only summarize by saying, speaking for myself and I am sure for the staff and I would expect for the Board of Education, that we do express gratitude to you, Mr. Chairman, and to your associates and to the Congress as a whole for the progress made possible in the public schools of the District of Columbia.

TWOFOLD CHALLENGE

I think there is a twofold challenge that still remains. One is to complete the development of required services, so that every child—no matter what his handicaps may be or what his strengths may be, the strong and gifted child academically, or the slow, retarded, and emotionally disturbed, who need special services—no matter what that cost may be, the ultimate goal is to provide for this kind of service for the children in the city of Washington. I am repeating I am sure what must be something you believe in so firmly as you have said so many times, not only for the benefit of the people concerned, the individuals as human beings, but for the benefit of society.

MAKING MAXIMUM USE OF RESOURCES

The other challenge, and this is one we have to recognize as belonging at our doorstep, the doorstep of the public school Board of Education, the doorstep of the administration and the teachers, and that is to make such efficient use of funds made available to us that we can demonstrate to you and to the Members of Congress that with an increase in funding, the quality of education will in fact be stepped up, that we will move into new, innovative procedures with careful planning. We will not be bound by tradition, if tradition ought to be analyzed. But at the same time we should then, before we make any jumps into untried methodologies, we should hold firmly to the

methods of instruction which we know will succeed when properly implemented.

So in conclusion we have to accept I think as a challenge the support given public schools here, the responsibility to make maximum use of our resources.

Thank you, Mr. Chairman, for letting me say this.

EXPRESSION OF APPRECIATION TO DR. HANSEN

Senator BYRD. I appreciate your saying it, Dr. Hansen. I am glad that we have been able to be helpful. I think that we on the committees of the Congress, while we have had the desire to do what we could, have certainly had to look to your guidance and direction, and I have always felt that I could do this with a great deal of confidence, because I have believed that your first interest is education, and I have been sure of your competence in the field. I know that the men and women with whom I serve here share that confidence in you.

GENERAL ADMINISTRATION

BUDGET INCREASE

Now what shall we take first?

Dr. HANSEN. Shall I proceed?

Senator BYRD. Why do you not proceed, Dr. Hansen, in your own fine way.

Dr. HANSEN. Under general administration we are asking for restoration of $60,864 as a part of the total of $1,888,685 requested under operation costs.

ADMINISTRATIVE PERSONNEL

The additional amount requested will restore 16 positions of the 24 originally requested in the presentation to the House, of which 8 have been approved by the House. We are asking among these positions in the central administration having to do with the Office of the Board of Education and my own office a total of $7,099.

Included in this request is a GS–7 administrative aid position for the Secretary of the Board of Education. If you were to ask me this question now, Mr. Chairman, among all of the requests under the general administration what would be first, I would say this one, because the Board of Education function is increasing rapidly, and the Secretary, the Executive Secretary of the Board, is simply overtaxed, an increasingly impossible load of responsibility. And so we urgently request this position be included in the funding.

We are also asking for my office a GS–5 administrative clerk stenographer, and here I would say that perhaps the same argument but not nearly as intense an argument would be made in defense of that additional clerk in the office of the superintendent.

DEPARTMENT OF PERSONNEL ADMINISTRATION

In the Department of Personnel Administration, the request for $2,000 has been made to supply an additional item, an item in addition to the $1,200 already available for the recruitment of teachers, to send personnel department staff into the field throughout the country, to the major universities and colleges, to recruit teachers. Last year I

believe the number recruited was 153, and 44 colleges were listed. The cost, I am reminded by Dr. Carroll, was something like $8 per person, in fiscal year 1966, which we think is a very minimal cost, and we hope that the additional $2,000 will bring a like amount of benefit in terms of recruitment of strong teachers through allowing us to send staff into the field.

BUSINESS ADMINISTRATION

Under business administration, we are requesting $11,697 for three positions. One is an equipment specialist needed by the Purchasing Department for designing equipment for classroom furniture, shop, and laboratory equipment. We are now entering into an expanding phase of construction and implementation of new capital investments, so that we need an additional equipment specialist to assist in that job.

STORAGE AND SERVICE OFFICE

We are also asking for a clerk-typist, a GS–4, to be assigned to the Storage and Service Office, an agency in our organization which is responsible for warehouse deliveries, management of inventories, technical work involving literally millions of dollars of equipment and materials in the course of a year. The additional clerk is sorely needed for this responsibility.

We are asking also for an equipment inspector. This is the person who we send into the field to check on equipment to determine whether it should be replaced, what its condition is, to make some sort of effort to determine whether it should be repaired or replaced, or whether the control of the furniture and equipment is adequate.

Under general research and budget——

Senator BYRD. Do you have any equipment inspectors now, Dr. Hansen?

Dr. HANSEN. I think we do not. No equipment inspectors at this time.

Senator BYRD. Have you asked for position before?

Dr. HANSEN. This has been requested I believe for the past several years. We seem unable to explain that this is really a money saving sort of operation.

Senator BYRD. This would appear to pay for itself.

Dr. HANSEN. I think there is no question about it.

Senator BYRD. Many fold.

GENERAL RESEARCH BUDGET, AND LEGISLATION

The next item please.

Dr. HANSEN. General research budget legislation, $7,925. The Finance Office to receive, if this is approved, $4,977 of this amount for the employment of GS–11 fiscal analyst position. Since this is Dr. Carroll's position, I am going to ask him to say in a sentence or two his justifications if I may.

Dr. CARROLL. Essentially we have asked for this position for at least 2 years. The position is needed because we now make many more financial reports, and we also need to make a more careful analysis of the way our expenditures are going. I think we can actually save money if we have more careful studies and analysis of our actual costs. We hope we can get this position for that purpose.

We also hope to get out into the schools and help the people in the schools on accounting of student funds and other funds—which we do not feel are being mismanaged at all, but we do feel we need to give more attention to the way they handle these funds out of the schools. We hope the fiscal analyst will help us in that regard.

Senator BYRD. You presently have no such position?

Dr. CARROLL. No such position at the present time.

Senator BYRD. Is the clerk-typist for the fiscal analyst?

Dr. CARROLL. No, this is for my office. We have three positions approved from the regular budget. We do have some positions provided under Federal funds, but we feel we need another position under the regular budget.

DEPARTMENT OF BUILDINGS AND GROUNDS PERSONNEL

Dr. HANSEN. Under Department of Buildings and Grounds, $13,277 to employ a GS–6 coordinator school planning, one GS–9 technician, and one GS–4 clerk-typist. Since this is in Mr. Woodson's department, may I ask him to make the presentation?

Mr. WOODSON. Mr. Chairman, our staff has had no addition since fiscal 1958. We are operating now with three clerical positions. We have two general engineers and myself as a permanent staff.

Senator BYRD. You say you have had no additions since when?

Mr. WOODSON. Fiscal year 1958. This is quite some time. In the meantime our program has grown fourfold in terms of appropriations. The coordinator for school planning was so badly needed that we did get permission from the District government to hire this man on savings for the balance of the fiscal year. We hope that we will have this position permanently established.

PERSONNEL PAID BY FEDERAL FUNDS

I do have two engineering technicians who are working under Federal funds and two clerk-typists, but the load is so great that I would like to say that we can use all of the people that we have requested.

Senator BYRD. What Federal funds are these?

Mr. WOODSON. One of the engineering technicians is on impact aid. The other one is under the title I of the Elementary and Secondary Education Act. The clerks are the same way, one ESEA, and the other impact aid.

Dr. CARROLL. That was title V.

Senator BYRD. Would you be able to continue employing these individuals with those funds?

Mr. WOODSON. We think that we can. We are operating now under a continuing resolution, and we believe that we will be able to fund them.

JUSTIFICATION

Senator BYRD. Is there a justification then for allowing this request?

Mr. WOODSON. Yes, sir. As you know, the workload has built up tremendously in the office, and we have a very hard time—in fact I will say that my men are performing at their utmost now just to keep up with it at this point.

Senator BYRD. You do not think you can fill this need with the Federal funds?

Mr. WOODSON. Yes, sir; but I do not believe that we should. I believe that the construction of schools is largely a District government responsibility as opposed to that of the Federal programs and we should not use Federal funds for these positions.

CHANGE OF POSITION FROM TEMPORARY TO PERMANENT

Dr. HANSEN. Mr. Chairman, we would hope that the one position, the TSA–6 now filled on a temporary basis from savings, could be firmed up. The other positions are from Federal funds. These have a temporary nature about them. We believe that the program needs to be put on a firm permanent basis, but I think we would have to acknowledge that among these, the most important is the filling of the TSA position on a permanent funding basis.

ADMINISTRATION OF PUPIL PERSONNEL SERVICES

We are now asking for administration of pupil personnel services, $11,792, to employ four clerks distributed as follows:

OFFICE OF ASSISTANT SUPERINTENDENT

The office of the Assistant Superintendent, 1 GS–4 clerk-typist to be employed in the file room to meet a substantial increase in workload. We have documentation here as to the extent of increases in workload ranging from 25 percent to 667 percent, which we think is perhaps a trifle heavy to justify one clerk, but nevertheless we use it for that purpose.

DIRECTOR OF SPECIAL EDUCATION PERSONNEL

In the Office of the Director of Special Education, a GS–4 clerk to improve the quality of the performance in that office. There is now one clerk in the office. The caseload indicates that the man in charge is a professional who has to do much of the clerical work himself. This is a good investment. The school attendance requires two clerks to assist in the very rapidly expanding functions of this department. This is shown in terms of pupil enrollment records which increased 47 percent since 1948. Other elements of justification show that two clerks are critically needed in the Department of Pupil Personnel Services. This makes a total of four clerks.

ELEMENTARY SCHOOL ADMINISTRATIVE OFFICE

In the Elementary School Administrative Office, that is the central office, we are asking for a GS–6 clerk-stenographer. This department needs this staff because, as are all of our departments, it is confronted with an increasing number of elementary schools, increasing responsibilities, a larger staff, and the office is overtaxed.

DEPARTMENT OF ADULT AND VOCATIONAL EDUCATION

For the Department of Adult and Vocational Education, $3,537 to employ a GS–6 administrative aide. This department, as in the other cases, is overtaxed with an increasing responsibility, with more work in adult education than ever before and heavier responsibilities which is a very important and needed item.

SUPERVISION AND INSTRUCTION

BUDGET INCREASE

This takes us then, Mr. Chairman, to supervision and instruction. We have a request for restorations of $1,757,821. This would provide for restoration of 414 positions in relation to a request submitted for 709 positions of which the House allowed 290.

TEACHING SERVICE

Under teaching service, we are asking for $936,741 to be distributed as follows: Elementary schools, music teachers, the Board of Education standard is 1 to each 800 in the elementary schools. The staffing required is 117. The present staff is 39. We ask for 78. The House granted 10. We are asking for the restoration of the 68.

Senator BYRD. How do we compare with the Board of Education standards in this regard?

Dr. HANSEN. At present we have 39 of the needed 117.

Senator BYRD. I believe you said the standard was 1 to 800.

Dr. HANSEN. One teacher——

Senator BYRD. How do we compare with that figure?

Dr. HANSEN. Using that standard of 1 teacher to 800 pupils, we would need 117 teachers.

Senator BYRD. 117 music teachers?

Dr. HANSEN. That is correct. As I have said, we have 39.

Senator BYRD. This is one per how many students?

Dr. HANSEN. One to about 2,400. I have too many mathematicians. This is approximately right.

Senator BYRD. You have 39 at the present time?

Dr. HANSEN. That is right.

Senator BYRD. Does this figure include the 10 that were allowed by the House?

Dr. HANSEN. No, it does not. This is the present staffing. The 10 allowed would bring it to 49.

Senator BYRD. Do you have any vacancies now?

Dr. HANSEN. In the music field?

Senator BYRD. Yes.

Dr. HANSEN. I believe not. Our vacancies are primarily in the regular teaching positions, and they have been cut down to a minimum.

Senator BYRD. All right.

SUPPLEMENTAL SERVICES

Dr. HANSEN. I could talk quite at length, Mr. Chairman, about the importance of these supplemental services, but I think that I have already made the record on that, and you concur, I am sure, in the importance of music as part of the educational experience of children.

Senator BYRD. How many art teachers were supplied by the House?

Dr. HANSEN. Eighteen were allowed by the House. We asked for 53. We are asking for restoration of 35.

Senator BYRD. How many science teachers were allowed by the House?

Dr. HANSEN. Twenty-seven science teachers. We asked for 51.

Senator BYRD. Do you have any vacancies among your science teachers?

Dr. HANSEN. Not at the elementary level. Let me confirm that if you will. Let me check. I have the report from the elementary level. We have 26 vacancies presumably in the classroom teaching staff.

Shall I proceed?

Senator BYRD. Yes, sir.

Dr. HANSEN. In physical education we are asking for restoration of 59 positions; the House allowed 30.

In the foreign languages a restoration of nine positions; the House allowed four. We asked for 13.

In instrumental music we asked for nine; the House allowed three. We are asking for restoration of six.

TEACHER SALARY CLASSIFICATION

Senator BYRD. What is a class 15 teacher?

Dr. HANSEN. This is the salary class in which all teaching positions are placed. Any teacher, music, special teacher, is in salary class 15 under the Teacher Salary Act.

Senator BYRD. You have a class 16 here.

Dr. HANSEN. No. Classes in the Salary Act range from 1 to 15.

Senator BYRD. You have a request for six class 16 teachers.

Dr. HANSEN. Then we have made a mistake somewhere.

Senator BYRD. What foreign languages are involved here?

Dr. HANSEN. French and Spanish. As I said in my introductory statement, we are now teaching 10,000 elementary school youngsters foreign languages with specialist teachers.

TEACHERS FOR JUNIOR HIGH SCHOOLS

Senator BYRD. Now for your junior high schools.

Dr. HANSEN. The junior high schools we are asking restoration of eight. The House allowed none.

In the field of music in the senior high schools a restoration of nine military science people as against a request of nine. The House allowed none.

JUNIOR HIGH MILITARY SCIENCE PROGRAM

Senator BYRD. What is taught by military science teachers? What is involved in military science?

Dr. HANSEN. We have a cadet corps in Washington, in the Washington high schools. It is a military science program. These young men are taught the disciplines of the military in terms of management of self, marching, and so forth. They are also taught military science in the use of curriculum materials developed by the Army, and it involves approximately 5,000 boys. We are very strongly in support of it, Mr. Chairman, because it is the one activity in which every boy can participate. It gives them an opportunity for development of responsibility, discipline, self-discipline, taking of orders, the giving of orders. He becomes a leader. He becomes an officer. It gives him a sense of pride; as a matter of fact, I think our military science program is the backbone of our rather good school discipline.

Senator BYRD. I am smiling because Mr. Cole back there was giving you affirmative support by nodding his head.

Mr. COLE. That was because I was a high school cadet in the military high school.

HOUSE ALLOWANCE

Senator BYRD. Now, how many did the House allow?
Dr. HANSEN. The House allowed none.
Senator BYRD. The House allowed none.
Dr. HANSEN. We asked for nine.
Senator BYRD. How many do you have on board?
Dr. HANSEN. We have 15.
Senator BYRD. You have 15.
Dr. HANSEN. Yes.
Senator BYRD. You are asking for nine more?
Dr. HANSEN. Yes. We should have 1 to every 250 cadets. We have tried operating programs of 1 to 300 or 400. These are backbreakers. They just do not work sufficiently well.
Senator BYRD. I think you have made a fine case for these nine, Dr. Hansen.
Dr. HANSEN. Sir, I would like to do equally well for the others.

SENIOR HIGH SCHOOL MUSIC PROGRAM AND ORCHESTRAS

Senator BYRD. You have done very well. Two class 15 teachers are needed in music.
Dr. HANSEN. That is right. Instrumental music in the senior high schools.
Senator BYRD. Now when you speak of instrumental music, are these wind instruments, stringed instruments?
Dr. HANSEN. All kinds of instruments including string, wind, brass, percussion.
Senator BYRD. Do you have any orchestras in the high schools?
Dr. HANSEN. Yes, sir; we have orchestras I believe in all of our high schools. We also have a citywide orchestra that is developing quite well.

SPEECH CORRECTION PROBLEMS

Senator BYRD. Your eight class 15 teachers for speech.
Dr. HANSEN. These are to deal with speech problems. We have a backlog of cases of youngsters who need speech development and speech correction that we are not able to get at with the existing staff, and I would say that perhaps as important as anything in this list of positions is this one.

HOUSE ALLOWANCE

Senator BYRD. How many did the House allow?
Dr. HANSEN. The House allowed seven. We asked for 15. We now have 59.
Senator BYRD. You now have 59.
All right, what is the next item?

TEACHER TRAINING, CURRICULUM, AND SUBSTITUTE PROGRAM

Dr. HANSEN. We come to serving various levels. We are asking for funds to employ teachers when actually needed, to make it possible to relieve teachers who are assigned to go to other schools to watch or observe outstanding teachers, or special demonstrations for in-service training. Part of our responsibility, Mr. Chairman, is to train teach-

ers who come into our school system, sometimes with less than adequate background, by giving them an opportunity to learn to teach by demonstration, and by going to classes that are being taught by master teachers.

We also need this service to make it possible to release teachers for curriculum duty and for the making of teaching guides so that we can get a better quality of curriculum.

Senator BYRD. Do you have some of these now?

Dr. HANSEN. We do not. We have not been successful in getting this principle adopted. It is the principle of filling in behind teachers when they are taken from the classroom for duties essential to the school service.

VOLUNTEER PARENT PARTICIPATION

I might say that one of our problems is we sometimes try to do it by asking parents to come in to take over the class, and this is really not a successful way to manage a substitute program. The amount is negligible, $37,640, and it would give us an extra capacity to improve the quality of our service in the whole school system.

Senator BYRD. I cannot understand the statement about asking parents to come in and take over the classes.

Dr. HANSEN. This is done where there is a competent parent in the neighborhood, a mother who is willing to volunteer to take a third grade class while a teacher goes to a demonstration, and often are very good teachers. We hope that this will not be done unless they are fairly acceptable. But very often we have to depend to some extent upon untrained people to do this job. We cannot do this, we cannot supply this service very well at all in all parts of the city, because the mothers are not available. They are at work. And so there is an element of inequity in this. It is an improvisation.

Senator BYRD. Do you have to take parents who have had no teaching experience?

Dr. HANSEN. Well, I hope this will not be done. I don't believe it is being done.

Senator BYRD. Do you have to resort to this quite often?

Dr. HANSEN. In order to get the teacher to attend the demonstration programs, this has to be done. It is the only way in the elementary school that we can relieve a teacher, because we have no one else to assign. There is a little more flexibility in the secondary schools.

Senator BYRD. The House did not allow any positions in this.

SUMMER SCHOOL TEACHING POSITIONS

Dr. HANSEN. This was not allowed. In regular summer school we are asking for an increase of $26,260 to employ 40 more teachers. The House allowed for these 40 teacher positions, $27,260. We now have available 393 summer teaching positions at $260,000. May I say, Mr. Chairman, that our experience this summer, where we had some extra money to do with, title I money and impacted aid money, where we could get programs going across the board with children of all kinds who need help and also who need challenge, we are finding that the time is coming when we are going to have our school buildings running in the summertime, and we will have larger and larger percents of our youngsters in school using their time beneficially, getting them

off the streets. This is a small amount that survived. In fact, I would say this is really only a beginning of the amount we ought to have. We spent $2.5 million in summer school activities alone.

Senator BYRD. Do you have an adequate number of regular teachers who volunteer for the summer teaching program?

Dr. HANSEN. It is amazing how many do want to work in the summertime, and there has been no problem in filling the staff for the summer positions, so that is a very important one we think.

ELEMENTARY SCHOOL LIBRARY SERVICE

Library service, $36,340. This is to supply an additional 10 librarians. The present staffing is 45. We asked for 20. The House allowed 10.

We believe, Mr. Chairman, that of the various requests, this is also one of the most important in terms of moving as rapidly as possible to a library program in elementary school.

Senator BYRD. Do you presently have to depend upon volunteers to do this work?

Dr. HANSEN. Yes. We have some parent participation in those schools where parents are available. In those schools where parents are not, because of economic conditions, they have to work or they are not available, the little library work that is done is done by the teacher keeping her own library in her own room. So we are asking for restoration of the 10 to make the total for this year 20, which would bring the staffing up to a total of 65 in the elementary schools. We now have 45. This would bring us to 65.

COUNSELORS FOR ELEMENTARY SCHOOLS

Senator BYRD. Now as to counselors.

Dr. HANSEN. Counselors we are asking for an additional 34 counselors. The House allowed 34. We requested 68, to bring us to a ratio of 1 counselor to 750 pupils in the elementary schools, which by any standards is a high ratio but nevertheless better than anything we have ever had. We are asking then for the restoration of the 34 positions.

Senator BYRD. How many counselors do you now have?

Dr. HANSEN. We now have elementary school counselors, 54.

Senator BYRD. And the House allowed 34 more?

Dr. HANSEN. Yes, sir.

Senator BYRD. And you need 34 beyond that.

Dr. HANSEN. We are asking for the restoration of 34 to bring us to the full complement of the 122 counselors.

Senator BYRD. If you had the 122 counselors, what would be your student-counselor ratio?

Dr. HANSEN. One counselor to 750.

Senator BYRD. Is that the standard?

Dr. HANSEN. The counseling authorities would recommend, I think, 450 to 500, that is the guidance people in their official documentation. We, believing that we have to be perhaps more realistic than the professionals in the field, have to aspire to 1 counselor to 750.

Senator BYRD. It has not been too long ago that you did not have any; is that correct?

Dr. HANSEN. We did not have one, that is right.

Senator BYRD. Do you feel that the counselors are coming up to your expectations?

Dr. HANSEN. They are, and I think that there is clear evidence that as we can have people working with children, their parents and the teachers, that we are going to get better academic achievement from them because they have got better evaluation before they go into a classroom. The operation of ability grouping will be more efficient. The treatment of children with special problems will be more direct and less delayed. This will not get us to completion of all of our problems, Mr. Chairman, because there are many we will not solve by this particular technique. But it is a step in this direction.

PUPIL PERSONNEL SERVICES

I would like to ask Dr. Carroll, if I may, to present the justifications for the pupil personnel service teams.

Senator BYRD. All right, Dr. Carroll.

Dr. CARROLL. Senator, when we faced the problem of pupil personnel services in preparing our requests and justifications, we had to look at two factors. One is the number of people to perform the service, and the other concerns the efficiency of the service in terms of actual work out in the schools.

After considerable staff study, we decided that we should divide the school system into areas and to have a balancing of people working in each area to eliminate the centralization that can occur in this type of service when all the requests come into one central office, and has to be referred out to different staff people.

The second question was what should the team be composed of? We studied the relationship and the recommended staffing for each type of position. For example, on psychologists, we decided we would use 3,000 to 1 as a reasonable standard, 3,000 pupils for 1 psychologist was a reasonable standard, and we have in here information of what other cities and authorities recommend for this type of staffing. We have done this for psychologists, psychiatrists, social workers, and attendance officers as well as adding two clerks. Each team would have 32 people including the clerical staff. This is a new concept. These people, these teams are responsible for the placements and continuous evaluation of persons who are put into special academic curriculums, also, those referred for social adjustment class and other such classes. It is a difficult service to understand. It is a preventive service in terms of mental health problems.

PERSONNEL SERVICE TEAMS

Senator BYRD. How many teams do you now have?

Dr. CARROLL. We really do not have a team in the sense that we have it here. We have four teams which constitute the existing staffs in the different locations.

Senator BYRD. You are pressing for four directors for the four teams.

Dr. CARROLL. That is right and an expansion of each team to a total staffing of 32 people.

TEAM STAFFING

Senator BYRD. And would you indicate the positions that make up a team?

Dr. CARROLL. Yes. We would have a team director, 1 psychiatrist, and, by the way, team serves approximately 36,000 people. We would have one psychiatrist. We would have eight social workers divided between psychiatric social workers and school social workers. We would have 12 psychologists divided between school psychologists and clinical psychologists, 8 attendance officers and the GS–6 administrative clerk, and 1 clerk-typist, GS–4 clerk typist.

Senator BYRD. All of the positions under B would be for the purpose of making up your full team; is that correct?

Dr. CARROLL. Under B?

Senator BYRD. Yes, page D–11, three psychiatrists, four team directors, eight psychologists, five psychiatric social workers.

Dr. CARROLL. Yes.

Senator BYRD. Twenty-four school social workers.

Dr. CARROLL. There are two exceptions under B. I was going to get to that. At the present time there is no full-time professional staff allocated to the problem of citywide testing and measurement. This is done, you might say, as a temporary assignment among the various people, psychologists and other members of the Pupil Personnel Division. We also include a director of group measurement and psychometrists, two in this listing under B for that purpose. They are shown there in B. So all but three of these positions would be in these teams.

Senator BYRD. And the three positions again are which?

Dr. CARROLL. The class-8 director of group measurement, which is the third item down under B, and the two class-15 psychometrists, which is the sixth item down in B. The other items would be the number of positions needed to staff four teams.

Senator BYRD. Would three psychiatrists staff four teams?

Dr. CARROLL. No; we have one psychiatrist already authorized, and that would give us four. This is additional staff, to that which we already have in each position.

Senator BYRD. You presently have no teams.

Dr. CARROLL. Not in the sense that we have it here. We have divided our staff up as best we can in four different areas, but we do not have the team in this sense. It is not balanced.

PSYCHIATRISTS, PSYCHOLOGISTS, SOCIAL AND PUBLIC PERSONNEL WORKERS

Senator BYRD. How many persons do you presently have working in the four areas in this regard?

Dr. CARROLL. I have it right here. I think it is 60. If I add these up correctly, I have 60 persons working in these areas at the present time, and 2 clerks, so it would be 62, sir.

Dr. HANSEN. Mr. Chairman, I have a table which I think might be helpful, dated February 1966, which shows the number of psychiatrists from the various sources, clinical psychologists and psychiatric social workers, school psychologists, school social workers, and pupil personnel workers from all the various funding sources. I will make this available.

Senator BYRD. All right.

Dr. HANSEN. It may not be completely up to date but it is dated February 1966.

(The table follows:)

Number of psychiatrists, clinical psychologists, psychiatric social workers, school psychologists, school social workers, and pupil personnel workers, 1953–54 to 1965–66

School year	Psychiatrists	Clinical psychologists	Psychiatric social workers	School psychologists	School social workers	Pupil personnel workers
1953–54				13		
1954–55				13		
1955–56				17		
1956–57				17		
1957–58		2		22		
1958–59		4	2	22		
1959–60	1.0	4	2	22	1	
1960–61	1.0	4	2	22	2	
1961–62	1.0	4	2	22	1	
1962–63	1.0	4	2	23	1	
1963–64	1.0	5	5	23	1	
1964–65	1.0	8	5	29	5	
1965–66	4.5	18	11	38	4	55

SUPERVISORY SERVICES

Dr. CARROLL. I added them again and 62 is correct.

Senator BYRD. In your junior high schools you have a request for six class 8 assistant principals?

Dr. HANSEN. Yes, under supervisory services we are asking for $76,923. This would provide for six junior high school assistant principals at a cost of $33,276. We asked for nine; the House allowed three. We also provide for supervising director of speech, for a supervising director of curriculum in special education, for supervising director of student teaching.

There also would be provided assistant directors of speech, history, industrial arts, curriculum, and art to complete the total requested under supervisory service.

HOUSE ALLOWANCE

Senator BYRD. Dr. Carroll, may I ask, Did the House allow any of the positions requested for the purpose of rounding out those four teams?

Dr. CARROLL. No, sir; they did not.

Senator BYRD. Your request was submitted to the House?

Dr. CARROLL. Yes, it was, sir.

Senator BYRD. Now, Dr. Hansen, continuing with supervision and instruction.

CLERICAL AND SECRETARIAL SERVICES

Dr. HANSEN. Clerical and secretarial services, restoration request of $173,670 to be broken down in the following ways:

ELEMENTARY SCHOOLS

For the elementary schools to provide a second clerk in the schools with over 1,000 enrollment, 35 positions, and to provide a second clerk

in the junior high schools with over 1,000 enrollment, 11 positions, and to provide for a second clerk in the schools of senior high schools of over 1,000, 1 position.

Senator BYRD. Did the House allow any new positions in either of the categories?

Dr. HANSEN. The House did not allow any new position here, Mr. Chairman, and I want to make a special plea for these positions. Of all of the frustrations I get reported to me that the principals have in the management of their operations, it is the lack of clerical service. Some of our elementary school principals have as many as two buildings, some as many as three. They have one clerk in the total operation and they are handicapped in the management of their programs. I get the same sort of feedback from the principals of junior and senior high schools, that the lack of a second clerk is fundamentally damaging to the efficiency of the operation. So I strongly hope that we may make some progress in solving this problem. We have asked for these clerks for many years, and they seem to be the first to go for some reason.

DEPARTMENTAL OFFICES

Senator BYRD. These are for the regular day schools.

Dr. HANSEN. The regular day schools. We are also asking for the following departmental offices: Reading clinic, one; supervision and instruction, three; arts, one; industrial arts, one; military science, one; mathematics, one; foreign languages, one; business, one; science, one; and English, one. Here again we have the implausible situation of having high-priced specialists in the several instructional fields without full-time clerical service, having to answer telephones, stay at the desk, doing a job which ought to be done by clerical staffs so that they could get in the field and improve instruction.

Senator BYRD. Are you addressing yourself to the request for 12 clerk-typists?

Dr. HANSEN. I am.

Senator BYRD. In the department offices?

Dr. HANSEN. Yes, sir.

EDUCATIONAL SUPPLIES AND SERVICES

Educational supplies and services, $82,500 for library books; $25,000 of this amount is to be used to buy basic libraries for 10 schools to which hopefully will be assigned the 10 librarians requested in the restorations.

In addition, an amount of $57,500 to catch up with a mistake made last year in not providing funds to support the 23 librarians who had been approved for the elementary schools by Congress last year. The librarians were approved but the $2,500 for the basic collections was not made available, and so the $57,500 is to catch up with what was some sort of an error in not asking for this amount of money.

Senator BYRD. What did the House allow?

Dr. HANSEN. The House allowed $115,112 for library books.

Senator BYRD. All right.

SUPPORTING SERVICES AND TRAVEL FUNDS

Dr. HANSEN. I now move on to supporting services, $2,750, of which $2,000 is for travel funds to be used for the travel of people below the assistant superintendent level to conventions, conferences around the country. Our principals, assistant principals, department heads such as for example the head of the English Department, if they travel, travel at their own expense. We believe that this is an inequity that ought to be corrected, and money ought to be available for sending our people to conferences for the good of the service.

Senator BYRD. Is there no money available now?

Dr. HANSEN. Yes, there is money available for the so-called central staff, people like us, for example, who travel at public expense, but there is no fund available for people at the principalship level, the directorship level, et cetera. Now we do have, according to the report submitted in the budget, $17,222 for travel funds for people working within the city, itinerant teachers and so on.

Senator BYRD. But you would differentiate this how?

Dr. HANSEN. This is for travel outside the city. We are also asking for——

Senator BYRD. Who would have control over this, Dr. Hansen?

Dr. HANSEN. This is handled as an administrative operation through the finance office, the funds being allocated as far as they would go with some sort of equitable distribution of funds, so that if a principal wishes to make a trip this year, perhaps she will not get the benefit, because $2,000 will not send many people very far.

Senator BYRD. All right.

CONSULTANT SERVICES, READING CLINIC

Dr. HANSEN. We are also asking for $1,500, and if I may make a correction here, the amount intended is $1,500, rather than the $750.

This is for the employment of consultant services to be used by the reading clinic people to improve the training of teachers working with the reading problem. This represents part of our special concentration on the reading program.

Transportation services is the amendment.

Senator BYRD. Now, when you speak of the reading program, what do you mean by that?

Dr. HANSEN. The program directed by the reading clinic. We have a reading clinic now. I think it is approaching 100. We need to bring consultants in to work with the people on that staff, to work with teachers in the field of reading, having workshops, in-service training, activities directed by people who have specialized in the field of reading.

Senator BYRD. Is this program for students who need special services in connection with reading?

Dr. HANSEN. The reading clinic program is for the children. The consultation program is for the teachers of reading.

Senator BYRD. What children are in this particular reading program we are talking about?

Dr. HANSEN. Actually, Mr. Chairman, this could supply by indirection help to every child in the school system, because this would be an operation with teachers.

Senator BYRD. This is not a special program.

Dr. HANSEN. No.

Senator BYRD. Set up for certain students.

Dr. HANSEN. No. This is a program set up for the training of teachers.

Senator BYRD. All right.

Dr. HANSEN. Under operation of buildings.

OPERATION OF BUILDINGS AND GROUNDS

BUSING OF STUDENTS

Senator BYRD. Yes, down to the operation of buildings and grounds.

Dr. HANSEN. Amendments of $70,000 to pay for the costs of busing of children from schools on part time.

Senator BYRD. Tell us about this busing of students.

Dr. HANSEN. We are now busing children from a number of elementary schools to schools where there is capacity, where otherwise the sending schools would be on part time.

Senator BYRD. Does this have anything to do whatsoever with correcting racial imbalance?

Dr. HANSEN. It is not related to that objective. It has nothing to do with it whatsoever. It has to do solely with the effort to get children off part time. We get to the point of having no part time, and we will go out of the busing business. Some of the children will be going to schools where there are children of different races, and there are schools where there are children of the same race. This is an effort to make use of available facilities to relieve part time.

Senator BYRD. In other words, when you transfer certain students from one school to another, there is no consideration given to the race of those students who are being transferred, no consideration given to the race of the students who remain, and no consideration given to the race of the students in the school to which these students are being transported.

Dr. HANSEN. None whatsoever. Transportation is not on the basis of race.

SCHOOLS AND NUMBER OF STUDENTS AFFECTED

Senator BYRD. Now, would you supply for the record information as to the schools affected? Indicate also the cost of transporting these students, and the number transported, and indicate—give us some indication of the space problems in the schools from which the students are being transported, and also indicate—give some indication as to the space available in those schools to which they are transported so we can get a clear picture as to just what problems you are correcting and how successful you are in correcting those problems.

Dr. HANSEN. We will be very happy to do that. We have a partial report, but we will withhold this until we make a total evaluation on the questions that you have asked.

(The information follows:)

Presently 318 pupils are being transported from five elementary schools. These 318 pupils are being transported to classrooms available in two newly constructed junior high schools and four elementary schools. The junior high schools, which receive 184 of these students, opened with enrollment below capacity and thus could be scheduled to release rooms for elementary use. The four elementary schools which are receiving students are in areas of stable or declining enroll-

ments and thus can absorb additional students. Transportation is entirely and solely for the reduction of overcrowding. The following table presents information concerning the students being transported.

Building from which children were transferred	Capacity	September 1966 Opening day of school		Buildings to which children were transferred	Number of children being transported
		Enrollment, Sept. 22, 1966 [1]	Part-time classes		
Eckington	240	293	4	Rabaut Junior High (vacant classroom).	61
Green	1,116	1,480	6	Brent	31
				Stevens	59
Morgan	510	696	2	Hardy	16
				Key	28
Nichols Avenue	480	700	6	Roper Junior High (vacant classroom).	93
Thomas [2]	780	785	1	do	30
Total					318

[1] Includes students being transported.
[2] Busing at Thomas will be discontinued on Oct. 7, 1966. Busing was originally required by an unusual concentration of 87 6th grade students which required the organization of an additional class for which there was no room.

Every effort is being made to obtain use of nearby community facilties such as churches, when these are available and auxiliary spaces are used for classrooms when possible. For example, original plans included busing of four part-time classes from Stanton to a church fairly near this attendance area. When the church could not be obtained, the Stanton auditorium was partitioned for classrooms. The growth of enrollments, principally in the southeast, is expected to increase the need for busing during the year. The following schools are using all available spaces and increases in enrollment could make necessary part-time classes which the administration would seek to eliminate through busing.

Birney
Congress Heights
Davis
Draper
Emery
Garfield
Hendley
Ketcham
Kimball
McGogney
Moten
Orr
Stanton
Simon

The cost of present transportation is estimated to be $51,500 this year. The budget request anticipates additional transportation.

IMPACT AID FUNDS AND PART-TIME SCHEDULE

Senator BYRD. Now from what fund are these moneys taken?

Dr. HANSEN. The money now is coming from impact aid funds, and our hope is to get the program funded from regular sources so that we will have the complete authority to proceed with emergency type of operation to get children off the streets on a half-time schedule. I know you share this hope. The expectation is that we will soon have enough buildings of sufficient capacity not to have to resort to an expedient of this kind.

Senator BYRD. Yes. Now if moneys are appropriated for the buildings and the additions to buildings requested herein, would you have to continue busing?

Dr. HANSEN. We would not have to continue busing, if the total appropriation for new construction plus the amendments is approved. Of course I am speaking of that time when the buildings are complete and ready to be occupied, which may take a year or 2 years depending upon the scope of the operation.

The present construction requested will eliminate part-time, according to our estimates, when the buildings are completed.

Racial Imbalance, Court Cases

Senator Byrd. Well, for the record let me say that the case of *Brown* v. *Board of Education of Topeka* held that no States could maintain racially segregated public schools. In the case of *Bolling* v. *Sharp*, which was considered the same day, the Court held that the District of Columbia could not maintain racially segregated public schools. In the former case the ruling was on the basis of the equal protection clause of the 14th amendment, and in the latter case the ruling was on the basis of the due process clause of the 5th amendment. There was no requirement that there must be racial balance, and I am sure that the Supreme Court of the United States has not to date held against de facto segregation, and has not issued any ruling that would require action to eliminate racial imbalance.

Furthermore, title IV of the Civil Rights Act of 1964 defined desegregation and explicitly stated that it did not mean the elimination of racial imbalance, and during the legislative history that was made on title VI of that act—the manager of the bill expressed a very clear intent that it was not the purpose of the Civil Rights Act, title IV, which dealt with desegregation of educational facilities, or title VI, which dealt with Federal funds, to eliminate racial imbalance.

Justification for Tranporting Students

So as one member of the subcommittee, I want to make it very clear that these funds are not to be used to bus students for the purpose of eliminating racial imbalance in the schools. I am unalterably opposed to that until such time—if it ever comes, and I hope it will not—that we are required to spend the taxpayers' money for that purpose by congressional statute or by Supreme Court decision. I can understand the desirability of overcoming the problems of crowded classrooms especially when you have classrooms that are not being utilized. But I just want to reemphasize that, speaking for one Senator, I will oppose in every way possible any effort to transport students in the District of Columbia or anywhere else for the purpose of eliminating racial imbalance. This is not required by any Federal statute. It is not required by any Supreme Court holding.

Dr. Hansen. This completes our presentation under operating. I will now move on, with the chairman's permission.

Present School Population

Senator Byrd. Before we move on, Dr. Hansen, let us round out the record on a few things. What is the present school population?

Dr. Hansen. Approximately 147,000. We have a membership report which I can present, 146,631 on September 22.

We estimate—Dr. Carroll estimates 147,398 by the end of the first 6 weeks of membership.

Senator Byrd. Place in the record the same statistics for the last 5 years, and could you also break down the total school population and show the number at the various levels. Do this for the record.

Dr. Hansen. Very well.

(The information follows:)

Public Schools of the District of Columbia

Official 6-week membership by level and by race, showing percent of white versus nonwhite, October 1961–October 1965

Year	Elementary			Junior high schools			Senior high schools			Vocational high schools			Americanization School			District of Columbia Teachers College		
	Membership	Percent		Membership	Percent		Membership	Percent		Membership	Percent		Membership	Percent		Membership	Percent	
		White	Nonwhite		White	Nonwhite		White	Nonwhite		White	Nonwhite		White	Nonwhite		White	Nonwhite
1961–62	83,733	15.5	84.5	26,866	19.5	80.5	12,973	31.1	68.9	2,608	21.2	78.8	578	100.0	.....	573	13.4	86.6
1962–63	86,147	14.1	85.9	28,640	16.5	83.5	14,339	28.7	71.3	2,688	17.2	82.8	628	100.0	.....	672	6.8	93.2
1963–64	87,792	12.4	87.6	29,579	14.1	85.9	16,385	22.9	77.1	2,924	12.6	87.4	532	100.0	.....	611	11.3	88.7
1964–65	89,719	10.5	89.5	29,922	12.3	87.7	18,189	18.9	81.1	2,894	8.3	91.7	643	100.0	.....	625	11.2	88.8
1965–66	92,665	9.0	91.0	29,180	10.5	89.5	18,694	15.5	84.5	2,858	7.0	93.0	568	100.0	.....	754	11.3	88.7

DISTRIBUTION OF PUPILS BY RACE

Senator BYRD. What is the percentage of white versus non-white pupils for each level over the past 5 years?

Dr. HANSEN. May we handle that for the records?

(The information requested is shown in the preceding table:)

TEACHER-PUPIL RATIO

ELEMENTARY SCHOOLS

Senator BYRD. And what is the present teacher-pupil ratio at the different school levels? Would you address yourself to that question now?

Dr. HANSEN. We can best supply that for last year. I think it will be somewhat difficult because there are further complications, to get the record for this year. But our last year's record, talking about the pupil-teacher ratios particularly in comparison with other school systems, the chairman may be interested in seeing how it compares, which is very favorable. This shows us to be among the first five or six schools in pupil-teacher ratios.

Senator BYRD. This is with regard to elementary grades?

Dr. HANSEN. That is right. In regard to pupil-teacher ratios——

Senator BYRD. Before we leave the elementary grades, Dr. Hansen, do we at the present time reach the standard laid down by the Board of Education?

Dr. HANSEN. We did last year with just a slight deviation. I am using last year's figures because they are the only ones currently available until we get the stable enrollment as of mid-October, the end of the first 6 weeks, we cannot make comparable deductions. Last year the pupil-teacher ratio in the elementary schools was 30.1. The standard is 30.

JUNIOR HIGH SCHOOLS

In the junior high school academic classes 26 to 1. The standard is 25.

In the shop and home economics classes, junior high school, the ratio is 16.6 to 1. Our standard is 18.

SENIOR HIGH SCHOOLS

In the senior high schools the ratio is 24.6 to 1 in the academic classes, the standard being 25. And in the shops, the home economic classes, 18.9 to 1, the standard being 18.

BOARD OF EDUCATION STANDARDS ACHIEVED

Taking the class ratio across the board, we are very close. For all intents and purposes I think I would say we have reached the Board of Education standard currently. I must make the record clear on this. The Board of Education standards have been changed to different maximum levels of 25 to 1 maximum for the elementary schools, and 25 to 1 maximum for all academic classes in the junior and senior high schools, and 18 to 1 maximum in the shops. These are quite different in terms of standards than ratios, but I am of the opinion that for a time we must concentrate upon achieving the standards which we have been formerly governed by, increasing supplemental

services until we get a full complement of services, and getting enough space to take care of class needs in the special services before we begin to push directly toward the realization of the new level of standards.

Senator BYRD. Will your additional teachers, which were provided for here in this budget, help to lower your student-teacher ratio in any category?

Dr. HANSEN. The current teacher situation in 1967 projections would bring us to the Board of Education standards. The teacher needs were computed on the Board of Education standards. The House approved the 42 positions needed in senior high schools to accomplish this purpose, and if our estimates are right, we should be at the 30 to 1 and 25 to 1 standards.

Senator BYRD. So that we will meet the levels all the way across the board.

Dr. HANSEN. That is correct.

TEACHER RECRUITMENT

Senator BYRD. How is your situation with regard to teachers, Dr. Hansen? You have no great problem recruiting teachers?

Dr. HANSEN. Not so long ago I answered very quickly that our staffing was complete and that we were ready to go, and then when we opened the school doors on that Wednesday after the Labor Day, we found that 27 teachers just failed to show up. We had this happen every year, but I think we had a larger incidence of it this year. So I have kind of a mixed feeling about the situation. We are getting inquiries from many, many teachers. We have fine teachers coming into the school system. Our staff has been able to maintain the high standards for which the system is noted. But we have now the additional competition of other sources, other types of job opportunities. The poverty program itself, for example, is tremendous.

COMPETITION FROM OTHER SOURCES

Senator BYRD. Has it been siphoning off some of your teachers?

Dr. HANSEN. No, I cannot say it has, but I think what happens is that the people who might normally go into teaching are now going into other fields of professional human services.

Senator BYRD. Do they find the salaries more attractive in the poverty program?

Dr. HANSEN. Yes, sir. I say that without really checking the salaries paid say in UPO, because I do not know what they are.

Senator BYRD. Could we get something for the record in answer to this question?

SALARY SCHEDULE

Dr. HANSEN. We will make an effort to get a salary schedule if the management will permit us to have it. I do not know that such a record has ever been published, but we will make a maximum effort to get it.

(The information follows:)

It was not possible to make a comparison of UPO and school salaries. UPO uses a salary schedule patterned after the Federal general schedule and comparisons must be made of job descriptions. It appears that salaries at UPO are somewhat higher than the D. C. Schools. For example, UPO has nine positions

paid $18,000 per year or more, which is above the maximum salary of the school's assistant superintendents.

The schools have only two positions at this pay level. UPO also pays beginning teachers in their child development program $5,700 per school year while a beginning teacher for the D. C. Schools is paid $5,350.

The pending TSA pay bill will probably make D. C. teacher salaries comparable to UPO salaries.

TEACHER RESIGNEES FOR DISTRICT OF COLUMBIA POVERTY PROGRAM

Senator BYRD. Could you indicate for the record the number of teachers who have left your department to go into poverty work here in the District?

Dr. HANSEN. I will attempt to do that. I do not know of any single person who has done that. We have the case of a very fine school officer who retired, and then was employed by UPO, but that retirement was a personal decision not related to secondary employment.

(The information follows:)

A careful research of records was not possible because of time. However, there is no evidence of an unusual flow of school staff to poverty programs. Some transfers have occurred, but these are not numerous, and appear to be less than to other school systems or to private or federal jobs.

BOOKS, SUPPLIES, AND MATERIALS

Senator BYRD. How about the replacement of obsolete books and so on? How are you coming along with this program?

Dr. HANSEN. Well, I have moments of doubts on that, to be frank. We have made a maximum effort to get from the staff the complete report of needs. Two years ago we used $600,000 of impact aid money to supply books, maps, globes. In response to a question we sent to the field, "Tell us what you need," and this year we used $400,000 for supplies and materials, to supplement, to catch up in this area. My impression, Mr. Chairman, is that in the main we are far better off than we have ever been. However because of unusual circumstances, and sometimes downright bad management, we have got incidents of inadequate book supplies or old books still being used, there sometimes is good reason, but generally I am concerned about what may be here and there a small breakdown in administration.

LANGUAGE, ART, AND MUSIC TEACHERS

Senator BYRD. Do you anticipate any difficulty in recruiting these language and art and music teachers that are being requested here, in time for the second semester?

Dr. HANSEN. No. I am predicting that we will be able to fill these positions. This is not the best time in the world to do it, but as I said earlier, we are in an extraordinarily good position for recruitment, because people very often come to Washington looking for jobs during the year. We will not be able to fill them perhaps all at once. We will want to be very careful we do not simply get bodies into a position. But if we should come into the late spring, for example, with some unfilled positions, I think we would then find that we would be in an extraordinarily good position to attract teachers for the following September.

TEACHERS HOLDING TEMPORARY CERTIFICATES

Senator BYRD. What percentage of your teachers hold temporary certificates?

Dr. HANSEN. Approximately 43 percent.

Senator BYRD. How does this compare with last year and the year before?

Dr. HANSEN. It would be up about 3 percent.

Senator BYRD. It would?

Dr. HANSEN. Yes, sir.

Senator BYRD. Could you give us a table showing the trend over the last 5 or 6 years?

Dr. HANSEN. Yes. We have that and we will put it in the record now.

(The information follows:)

Tenure status of teachers in service,[1] 1956–57 to 1965–66

School year	Permanent teachers		Probationary teachers		Temporary teachers		Total, teachers in service	
	Number	Percent	Number	Percent	Number	Percent	Number	Percent
1956–57	2,830	71.7	364	9.2	756	19.1	3,950	100.0
1957–58	2,838	69.1	359	8.7	912	22.2	4,109	100.0
1958–59	2,836	66.7	323	7.6	1,092	25.7	4,251	100.0
1959–60	2,815	64.5	303	6.9	1,250	28.6	4,368	100.0
1960–61	2,783	60.7	454	9.9	1,346	29.4	4,583	100.0
1961–62	2,732	57.4	499	10.5	1,531	32.1	4,762	100.0
1962–63	2,767	55.6	549	11.1	1,658	33.3	4,974	100.0
1963–64	2,822	52.6	552	10.3	1,995	37.1	5,369	100.0
1964–65	2,970	52.7	410	7.3	2,258	40.0	5,638	100.0
1965–66	2,988	49.0	476	7.8	2,636	43.2	6,100	100.0

[1] Includes classroom teachers, counselors, librarians, school psychologists, speech correctionists.

Although the total number of full-time teachers in service has increased by 54.4 percent since 1956–1957, the number on permanent status is more than it was nine years ago. The number on probationary status, after declining steadily for three years, turned moderately upward for four years, and then declined. On the other hand, the number of temporary teachers is three and one-half times the 1956–1957 figure and now constitutes 43.2 percent of the entire teaching staff. In elementary schools the percent of temporary teachers is 43.3%, in junior high schools 42.3%, in senior high schools 51.2%.

Many good teachers are temporary because they fail to meet one or more technical requirements and therefore have not taken the usual qualifying examinations, or because they do not expect to remain here long and so do not wish to attain permanent status. Also, some teachers must be employed on a temporary basis to fill temporary positions and to replace permanent teachers who are on leave of absence. Nevertheless, the proportion of our teachers on temporary status is too high for optimum service to the community, and steps should be taken to attract more teachers who can and will qualify for permanent service in our schools.

PROBATIONARY AND TEMPORARY STATUS

Senator BYRD. If you want to add any footnotes to it, you may do so.

Dr. HANSEN. I may say this. That a new program of personnel management has been approved by the Board of Education, which I think is going to stimulate a solution of the problem. Under this process the teacher would be able to come in for 2 years as a probationary within which time she must take and pass the necessary examinations. If she does not, she has to be separated from the school system. So now we will find that the teacher who believes it is not

necessary to take the examination, that she may remain on temporary status, will find it necessary to take that examination. This processing is underway, and we would expect possibly to get as many as 1,200 or 1,300 of the people who are now on temporary status moved over to probationary status under this new policy.

FACILITIES FOR SEVERELY MENTALLY RETARDED CHILDREN

Senator BYRD. What about the group of students who have been waiting for a number of years and for whom we provided teachers and I believe facilities last year? I think we provided enough positions to eliminate the waiting list.

Dr. HANSEN. The severely mentally retarded?

Senator BYRD. That is right. Tell us how these are coming along.

Dr. HANSEN. Yes; we have the document here. We have some 42 or 43 positions.

Senator BYRD. You were able to fill those positions?

Dr. HANSEN. They are filled. Classes are set up in various parts of the city where we have space. The children are transported. Congress has now approved planning money for a new building for the severely mentally retarded children.

Senator BYRD. Just do this for the record if you like, Dr. Hansen.

Dr. HANSEN. All right, we will not take your time. We have the record here which is as of January 12, showing the number on the waiting list to be none, 286 enrolled, number of classes 39 as of January 12, and may I say also that I might well have mentioned this as one of the accomplishments of this committee, because I think, you Mr. Chairman, were responsible for the initiation of these classes.

Senator BYRD. We will insert these in the record.

(The documents follow:)

Number of severely mentally retarded pupils on waiting list for admission, number enrolled, and number of classes in October for the years indicated

Year	Number of pupils		Number of classes
	On waiting list	Enrolled	
(1)	(2)	(3)	(4)
1953			
1954	10		
1955	20	19	2
1956	35	20	3
1957	25	20	3
1958	75	19	4
1959	112	31	4
1960	143	39	5
1961	175	41	5
1962	137	34	5
1963	265	38	5
1964	161	121	23
1965		286	39

NOTE.—Data secured from Director of Special Education, Department of Special Education, and the Office of the Statistical Analyst.

ACCREDITED COMMUNITY TEACHERS COLLEGE

Senator BYRD. What about the Teachers College? Are they still accredited?

Dr. HANSEN. Yes, sir; very much so. There is a feeling of optimism that the higher education bill will be passed, and the Washington community may well be on its way to development of an adequate 4-year program for the community college of which vocational education is a part. Dr. Carr, as you know, is retired. We did not bring the new president with us today because we had no restoration requests. I want to say for the record that Dr. Carr was a very able man and a very efficient schoolman, of the highest integrity. I think he really saved it from the loss of accreditation, with the help of the Board of Education and some of the rest of us, but it was under his leadership.

WINDOW BREAKAGE

Senator BYRD. Last year we had in the record figures showing that there were 27,000 windowpanes broken in the schools, and that these were replaced at a cost of about $112,000. What is the picture, the most recent picture?

Dr. HANSEN. Mr. Woodson has the latest information available on window breakage, which is for last year. Would you give the total, Mr. Woodson?

Mr. WOODSON. Yes; I will. In fiscal 1965 we had a drop of about 1,170 windowpanes. However, inflation raised the price, increased labor and material costs.

Senator BYRD. So what was the cost?

Mr. WOODSON. The cost was $118,320, and the number of panes broken was 26,518.

Senator BYRD. Let us have that for the record.

(The information follows:)

Cost of glazing, fiscal years 1942–65

Fiscal year	Number of panes	Total cost	Average cost per pane
1942		$12,960.00	
1943		13,000.00	
1944		17,400.00	
1945		15,347.00	
1946		16,730.00	
1947		20,786.00	
1948		19,315.00	
1949	13,406	19,000.00	$1.35
1950	20,840	29,000.00	1.39
1951	14,431	43,000.00	2.98
1952	13,000	46,115.45	3.55
1953	26,924	51,816.01	1.93
1954	23,510	57,317.58	2.44
1955	19,693	58,062.11	2.95
1956	19,635	59,267.47	3.10
1957	21,418	65,279.50	3.05
1958	21,346	64,427.36	3.10
1959	20,555	75,705.29	3.60
1960	21,356	72,281.65	3.38
1961	23,610	85,946.08	3.64
1962	23,648	90,907.00	3.84
1963	19,307	91,451.52	4.73
1964	27,689	112,868.10	4.07
1965	26,518	118,320.00	4.46

NOTE.—There are no records of numbers of panes broken prior to fiscal year 1949.

Illegal entries in District of Columbia public schools for fiscal year 1965

Building	Precinct No.	Number of entries
ADMINISTRATION BUILDINGS		
Magruder	3	2
SENIOR HIGH SCHOOLS		
Eastern	9	1
Roosevelt	10	4
VOCATIONAL HIGH SCHOOLS		
Burdick	10	1
Phelps	9	3
M. M. Washington	2	1
JUNIOR HIGH SCHOOLS		
Banneker	13	1
Browne	9	5
Deal	8	3
Douglass	11	3
Eliot	9	3
Evans	14	2
Garnet-Patterson	13	4
Hart	11	5
Hine	5	2
Langley	12	1
Macfarland	10	9
Paul	6	1
Randall	4	1
Shaw	2	4
Sousa	14	2
Taft	12	2
Terrell	2	5
Woodson	14	2
ELEMENTARY SCHOOLS		
Aiton	14	1
Bancroft	10	1
Beers	11	1
Benning	14	1
Birney	11	3
Blair	9	1
Bowen	4	1
Bruce	10	3
Bryan	5	1
Buchanan	5	1
Bundy	2	2
Bunker Hill	12	3
Burroughs	12	1
Burrville	14	6
Carver	14	2
Davis	14	4
Draper	11	2
Eaton	8	1
Garfield	11	2
Grimke	13	2
Harrison	13	1
Hayes	9	1
Houston	14	4
Ketcham	11	1
Kimball	14	1
Lafayette	8	1
Langston	2	1
Lenox	5	1
Logan	9	1
Lovejoy	9	1
Madison	9	2
Maury	9	1
Meyer	13	2
Monroe	10	1
Montgomery	2	2
Moten	11	4
Mott	13	1
Murch	8	1
Nichols Avenue	11	3
Park View	10	1
Perry	2	1
Petworth	10	1
Pierce	9	3
Plummer	14	1
Randle Highlands	11	1
Richardson	14	9
River Terrace	14	2
Seaton	1	1
Shadd	14	1
Sharpe Health	10	1
Simmons	2	9
Simon	11	3
Slater	2	1
Stowe	12	1
Stanton	11	1
Sumner	3	1
Takoma	6	1
Turner	11	1
Walker-Jones	2	2
Wheatley	9	1
Whittier	6	1
Wilson	9	1
Woodridge	12	3
Young	9	1
Total		185

NOTE.—In previous 5 years there was a total of 690 illegal entries, for an average of 138 entries per year.

Lost and stolen articles during fiscal year 1965

Total lost (nonexpendable movable equipment, i.e., typewriters, adding machines, shop equipment)	$29,801.71
Recovered property	5,771.87
Net loss	24,029.84

Total cost for replacement per F. Y. in thousands dollars.
Total number of panes broken per F. Y. in thousands panes.
120
115
110
105
100
95
90
85
80
75
70
65
60
55
50
45
40
35
30
25
20
15
10
5
0
F. Y. 1942 43 44 45 46 47 48 49 50 51 52 53 54 55 56 57 58 59 60 61 62 63 64 65 66 67 68 69 70
Note: Graph is designed to show:
1. The total cost for window breakage per F. Y.
2. The ratio between cost for replacement and amount of breakage per F. Y.
3. The relatively insignificant change in amount of breakage in comparison with the increase in cost for replacement, for F. Y. 1949-1970
Office of Buildings and Grounds
January 29, 1965

Senator BYRD. Were all the window guards installed, Dr. Hansen, that were provided?

Mr. WOODSON. Yes, sir; we had an item of capital outlay 2 years back, and all of that money has been spent. We, however, are still putting on additional window guards.

Senator BYRD. Dr. Hansen, just a few more general questions before we get into specific items.

ABILITY GROUPING OF PUPILS

Do you believe that all pupils should be put in classes together regardless of ability?

Dr. HANSEN. I do not have confidence in that method of grouping, Mr. Chairman. I have long been an advocate of a program of grouping which reduces the range of differences in a class so a teacher will have an adequate teaching target, and so that the children at the extremes will not be forgotten or neglected. The tradition in American education has been in this direction over the years. Ability grouping of various types continues and has continued actually from the very beginning of educational processes, sometimes by the automatic and harsh process of simple elimination. The earlier concept was the child makes the grade or out he goes. Children were backed up in elementary classrooms until they dropped out. That was a harsh kind of ability grouping, but it was an ability grouping. So my answer is I have no doubt we must have intelligent study of children's characteristics and the development of programs which are adjusted to those characteristics.

TRACK SYSTEM

Senator BYRD. You have stated before during hearings the facts with regard to the track system. Would you briefly again state just what this involves? I have been reading a good bit about the criticism of the track system in the press.

Dr. HANSEN. The track system is a degree of refinement of the rather improvised type of ability which it supplemented. The difference is in the earlier kind of ability grouping which we still now have for the children who want it. But there is a sequence, of course, which we call the honors curriculum, the requirement that 18 units be completed in the honors curriculum, a program that starts in the 8th grade to move some of the traditional high school, subjects under the 8th grade so that the more gifted children will get into mathematics and into a foreign language not in the 9th grade in algebra but in the 8th rather than the 9th, the language program beginning in the 8th, science, biology in the 9th grade rather than the 10th. We move down some of the subjects. So here is the sequence of identified courses which the student may elect to take, but if he elects to take the honors curriculum, then he must complete the sequence of required courses. A similar sequence for college preparatory. A more limited sequence for what we call the general curriculum, 7½ units required, with the students being permitted to elect around that 7½ to make up his total of 16 Carnegie units required for graduation.

Now there is a form of ability grouping in that, too, and all we have really done in the so-called track system is simply to put, through the

experience we have in education, a certain constellation of courses together and say to the pupil, "This is a good combination of subjects to take if you want to go to college. But you do not have to take these subjects. You can elect the general curriculum and take your foreign language if you want to and bypass the mathematics, or you can take the advanced work in science if you want to and bypass, not mathematics because those two would be correlated, but foreign languages."

BASIC CURRICULUM

Then in addition to that, to find a program for the youngsters with severe retardation we organized what I thought was a good program called the basic curriculum, and I devised the name "basic" to mean that in this curriculum the subjects would be the basic subjects. These children would be taught the basic skills. This replaced the program for typical children and replaced it not only in name but in emphasis. I used to get complaints from parents, and I think I must say this. People have complained about things for many years, but they used to complain about the lack of stress on the skills, the fundamental skills in the program for the slow child. One mother wrote me a very pathetic letter. She said: "I do not want my child to be just left to play with paint and cut out things and work little trivial things. I want him to learn to read."

And so the basic program is just that. Now it has fallen into ill repute in part because of the name. The name is well intentioned. And in part because people misunderstand that you cannot make a political issue out of the needs of children, that if a child is in trouble in his regular classes and he is not learning and he is unhappy and rebellious and the parent is worried and concerned, politics and ideology and sociology all to one side, that child needs a special program, and the parents want that child to have something especially done for him. So this so-called track—and I would like to eliminate the word "track" if I can, but it is impossible—is but another program in the ideal form designed to help children make up deficiencies that they may have, to move ahead as fast as they can, and many do move up, or if they are not able to do that, to get a learning experience during their 12 years in school, so that the youngsters will stay on through high school and graduate, rather than be selected out by a high school system which is selective in its nature, and which does ability grouping by simply pushing the kid out. So I think as we get past the term, the word, the fear of it, and we get more to an effective management of our program, many of the anxieties will disappear, and we may find ways of doing a better job, and it is conceivable we can develop some combinations of experiences for children so that their special needs may be met on an individual basis or on a small group basis, although they are assigned to the regular programs, so they may have contact back and forth with brighter children.

Senator BYRD. So it is a system of ability grouping, a system under which those students who have the inherent ability to progress rapidly can do so. They are not held back by being placed in a class with students who do not have the same ability. Yet, those students who have lesser abilities to move forward, who might be called slow learners, still have the opportunity also to move as rapidly and as far as their inherent abilities will allow the to go. Is that a fair statement?

Dr. HANSEN. Exactly right.

DETERMINATION OF TRACK PLACEMENT OF STUDENT

Senator BYRD. Who determines and how is it determined as to what track a student will be placed in at the beginning?

Dr. HANSEN. This is a determination that ought to start really first with the teacher's judgment. There is nobody that knows the child better than the teacher in the classroom. And we know from our own experience perhaps as individuals, as students, that the teacher sometimes says to the youngster, "You ought to move on, prepare to go to college," and that one word may do the job. The teacher has the first duty. Then she ought to be supported in her judgments about what kind of programs children ought to be taking, by further analysis through the counselors.

COUNSELORS AND TESTING SERVICE

Senator BYRD. Through the counselors?

Dr. HANSEN. Through testing and psychological services.

Senator BYRD. So she has the advantage of tests that are provided to help her in her judgment?

Dr. HANSEN. She does, but she has to use these tests wisely. The consultation that comes from the psychologist, in my judgment, has to be very carefully and wisely handled, because you cannot take a test score and measure a youngster. You may find that the test score does not measure him at all. The teacher can tell whether the child is at home in a 10th grade history book. The test may reveal it. The test has the function of backing up or evaluating teacher judgment. I say that because it has been my experience as a principal to know that many teachers misjudge children, gave them poor grades and said they were stupid, when a test given indicated that the youngster is well advanced or average in his achievement, and had an ability reflected by the test score far higher than the estimate of the teacher.

I sometimes tell my friends who say get rid of testing, they should remember that the test is also a test of the teacher's judgment about the child, the school's judgment about the child. It is a backup thing, but you should never use a test score for any guidance purpose as the only element of judgment.

Senator BYRD. It is just one of the elements?

Dr. HANSEN. Just one.

TEACHERS' OPINION OF ABILITY GROUPING

Senator BYRD. What do the teachers think about this ability grouping system?

Dr. HANSEN. I get conflicting reports, but generally the teacher organizations a year ago testified in support of ability grouping with some modifications, such as more flexibility. We have been talking about flexibility since the start of the program. What I get generally as personal feedback is that there are very few teachers who would look forward to teaching a heterogeneous group. Practically all of them want ability grouping of a kind, even though they may not support the idea of having a special college preparatory curriculum defined in advance, or an honors curriculum.

FLEXIBILITY OF TRACK PLACEMENT

Senator BYRD. Once a student is placed into a track, what guarantee is there that he will not be locked into that track?

Dr. HANSEN. One, he is not placed there. He elects. If he wants to go to the honors program, that is his determination. He may get advice and counsel from his teacher, from his counselor, but he is not forced into that particular sequence. He does not have to go into it. It is elective. The same is true of a college preparatory; the same is true of the general curriculum.

Senator BYRD. Suppose he clearly just does not fit in that track, than what?

Dr. HANSEN. Our view is that if counseling is not helpful, if the youngster wants to take algebra and he cannot add two and two but he feels he must do it, we had better be sure to have a conference with the parent first because the parent may have aspirations for the child which are unrealistic, but if all that still goes by the board, we say let the child try his hand. Let him try it. And if he maintains the standards for algebra, let him understand he has got to measure up. We are not going to water down that course as we used to do under the old system. We used to have children—one teacher told me one time, "I have got half of the class who cannot do sixth grade arithmetic in this algebra class. I just couldn't teach them algebra. Shall I fail them or what shall I do?"

But she watered down that course to try and help those youngsters. There is no doubt about it, Mr. Chairman, that children who could do algebra in that class were not getting algebra. They were getting it modified. But then if the child wants to try say that difficult course such as algebra or geometry, understanding that he has to meet the standards, he is allowed to try.

PARENTS VOICE IN TRACK SYSTEM

Senator BYRD. And the parent has a voice in the matter.

Dr. HANSEN. The parent must have a voice in it. In the case of the basic curriculum, we now have a rule that no child will be programed in the basic curriculum without the consent of the parent, and without the recommendation of the Pupil Personnel Service, the people who do the psychological evaluation.

EFFECTS ON SCHOOL PROGRAMS OF ELIMINATING THE TRACK SYSTEM

Senator BYRD. What would take the place of the track system if it were to be abolished?

Dr. HANSEN. If we were to abolish the track system, we would eliminate the honors curriculum—that is, we would eliminate that definition of the sequence of courses which is available to children with special academic gifts. We would still have algebra. We would still have French. But we would go back to the old system of free election with a minimum of guidance. We would eliminate the college preparatory sequence. We would no longer have the college preparatory sequence but we would still have the subjects. I maintain we would go back to the degrading of scholarship that we have had in the last 20 years up to the mid-1950's, when children actually bypassed difficult subjects in the school because they were afraid to get a low grade or be-

cause they were afraid they would be called a square, they would not get along with their peers. If they did too well in the classroom, they were frowned upon, felt isolated.

We would then also get rid of the special sequence for the severely retarded youngster. I am sure he would continue with some kind of special class and see how he could get along with that special class. Really in the elementary schools that is all they are. There is no curriculum sequence there, just a special class of 18 on the average, hopefully with a specially trained teacher to work with children of severe retardation. The only alternative would be to put these children into regular classes and hope the teacher could teach them along with the average and along with the bright.

Effect Upon Bright Students Placed With Slow-Learning Students

Senator Byrd. What is the effect upon students with great ability of being placed in classes with students who are very slow in learning?

Dr. Hansen. Some people theorize that one of the things that will happen, that the bright child will help the slow one, will teach the slow one. This is theory. This is not fact.

What generally happens—I have seen this in observation, I have seen this as a teacher, I have seen it as a principal working with as many as 2,500 youngsters in a school—what happens is that as the teacher teaches down the middle of the class, the bright child tends to be one his own. There are some people who theorize that you do not have to really spend much time with the bright youngster, he will learn on his own initiative, just leave him alone. What happens most often is that he becomes indifferent, unchallenged, bored, sometimes actually leaves school, sometimes becomes rebellious, and most common of all, becomes extremely lazy, because he does not have to work hard to meet the standards of the class. The teacher teaches down the middle and she forgets about the child on the end who is slow. She cannot do anything else. The first thing that happens is that that child begins to wander in the back of the room.

I have seen youngsters who have been ability grouped out within the same class sitting in the back of the room and reading comics while the rest of the class is going on with its regular program. I cannot blame the teacher for that, because there is nobody who can perform the miracle of teaching a youngster who can hardly read a comic book in a class that is supposedly responsible for reading say Shakespeare.

Senator Byrd. So both groupings suffer as a result?

Dr. Hansen. I see no other alternative, despite the argument, and this is perhaps the most plausible justification for heterogeneous grouping, that if you have a few bright kids in a class, you have got a catalyst in that class. The teacher likes it better because there are at least a few that she can get some response from. But you have to weigh against that these effects which I have already described.

Elimination of the Word "Track"

May I say this, Mr. Chairman. I hope we can in the Washington school system abandon the use of the word "track," increase the amount of flexibility, increase the services so children can be given attention at whatever their level of need is, and so that there can be a maximum

kind of interrelationship between the bright and slow and the in-between children in various kinds of activities in the same grade, and so that there will be the minimum labeling of children. You do not have to label classes. I would be willing to see every reference to track disappear.

ABILITY GROUPING SYSTEMS IN OTHER SCHOOLS

Senator BYRD. Do most schools have a system of ability grouping?

Dr. HANSEN. I am through now with the discussion of the track system.

Senator BYRD. Well, I was just asking whether or not other jurisdictions have an ability grouping system.

Dr. HANSEN. Yes, of various kinds, some structured, such as the track, such as we have with special curriculums, and others on a class ability grouping based around a core elective such as 7½ plus variables. The pupil selects what he wants.

Senator BYRD. What about the large urban centers, Los Angeles, Chicago?

Dr. HANSEN. They all have ability grouping.

Senator BYRD. They do have?

Dr. HANSEN. Yes, sir, at least from the study which is in one of the publications on the House side, Mr. Pucinski's committee, reveals that all of the cities that have reported have said yes to ability grouping of one kind or another. There is no question about it.

PRIMARY FUNCTION TO PROVIDE MAXIMUM OPPORTUNITY TO STUDENT

Senator BYRD. The primary function of the school is to assist the child in getting an education, is it not?

Dr. HANSEN. Maximum for him.

Senator BYRD. It just appears reasonable that there should be some system of ability grouping regardless of what it might be called. Some students can learn faster than others, and it seems to me that we ought to try to provide the maximum opportunity for each student to go as far as he can and will go. Some can go, I suppose, but will not go, while others would go if they could. But it just seems to be a reasonable and wise and just thing to make it possible for each student to achieve the ultimate that is within himself.

EXPRESSION OF CONFIDENCE IN DR. HANSEN

I want to reiterate my previous expressions of confidence in you, Dr. Hansen. I have done it every year. I have a great admiration for your courage and competence and the record that you have established here.

Dr. HANSEN. Thank you very much.

Senator BYRD. And I want to assure you of whatever support I can give as a member of this subcommittee, as a Member of the Senate, and as a citizen interested in the Nation's Capital. I believe in you. I think you have the interests of the school system of the District of Columbia very deeply at heart.

Dr. HANSEN. May I say I welcome your support. I am sure there are many things that are not perfect in what we are trying to do, but with your encouragement and confidence in our program, I am greatly encouraged.

Senator BYRD. You have to be a dedicated man, I am sure, to cope with some of the problems that confront you. This would probably go for most of the people in the school system, not only here but also elsewhere.

Dr. HANSEN. That is right.

Senator BYRD. Teachers have to be pretty much dedicated to stay in the profession. You have certainly had your share of problems, and I just want to reiterate my strong personal support of you as an educator.

CAPITAL OUTLAY

Dr. Hansen, let's proceed with your capital outlay items. Then we will get to the recreation people.

Dr. HANSEN. I think we can make this rather brief.

Senator BYRD. Yes. This item as I have said concerns capital outlay in the public school system. The amendments requested total $3,890,600. This sum represents $3,143,900 in restoration requests and $746,700 in supplemental items pending submission to the Senate.

The amendments requested and justifications filed in support thereof will be placed in the record at this point.

(The amendments and justifications follow:)

JUSTIFICATION

The amendment requested of $23,117,200 ($21,950,500 restoration request and $1,166,700 contained in S. Doc. 112) is distributed as follows:

Public building construction

1. Public schools, $3,890,000 (restoration request $3,143,900, S. Doc. 112 $746,700):	
Restoration request:	
Hine Junior High School addition, 7th and C Streets, SE., capacity, net increase 679 (site $852,000, plans and specifications $95,000)	$947,000
New elementary school, Lincoln Road and Douglas Street, NE., capacity 816 (site $316,000 and plans and specifications $100,000)	416,000
Deal Junior High School addition, Fort Drive and Nebraska Avenue NW., capacity, net increase 143 (plans and specifications)	40,000
Shadd Elementary School addition, 56th and East Capitol Streets SE., capacity, net increase 216 (plans and specifications $41,000, construction $415,000)	456,000
Sharpe Health School addition, 4300 13th Street NW., capacity, net increase 56 (plans and specifications)	58,000
Payne Elementary School addition, 15th and C Streets SE., capacity, net increase 378 (site $401,400, plans and specifications $63,000)	464,400
Shepherd Elementary School addition, 14th Street and Kalmia Road NW., capacity 228 (plans and specifications)	44,000
Randall Junior High School addition, 1st and I Streets SW. (plans and specifications $38,000, construction $380,000)	418,000
Browne Junior High School addition, 24th Street and Benning Road NE., capacity, net increase 429 (plans and specifications)	115,000
Garnet-Patterson Junior High School alterations, 10th and U Streets NW., (plans and specifications $2,500, construction $25,000, equipment $4,000)	31,500
Spingarn-Phelps Stadium, 24th Street and Benning Road NE. (plans and specifications)	40,000

Public building construction—Continued

Wilson Senior High School addition, Nebraska Avenue and Chesapeake Street NW., capacity net increase 150 (plans and specifications)	$77,000
Warehouse addition (plans and specifications)	37,000
Total	3,143,900
Amendment (S. Doc. 112):	
New elementary school, 7th and Webster Streets NW., capacity 836 (construction)	153,500
Nichols Avenue Elementary School replacement (Savoy), 2427 Nichols Avenue SE., capacity, net increase 576 (plans and specifications $3,000, construction $115,000)	118,000
Tyler Elementary School addition, 10th and G Streets S.E., capacity, net increase 438 (construction)	71,200
Congress Heights Elementary School replacement, 6th Street and Alabama Avenue SE., capacity, net increase 576 (plans and specifications)	104,000
New elementary school, Nichols Avenue and Chesapeake Street, SE., capacity 636 (site $141,000, plans and specifications $98,000)	239,000
Randle Highlands Elementary School addition, 30th and R Streets SE., capacity 316 (plans and specifications)	61,000
Total	746,700
Total, public schools	3,890,600

HINE JUNIOR HIGH SCHOOL ADDITION

PROJECT 10–159

$947,000 (site $852,000, plans and specifications $95,000)

(Restoration request)

The original request for site was $1,383,000. However, in an attempt to keep to a minimum the hardships invoked by the number of families to be relocated, the original proposed site expansion was re-examined and reduced; thus, the $852,000 price tag estimate. This particular school is in an area served by two other junior high schools, Jefferson and Randall. The combined capacity of the three schools is 2,409 pupil stations. The October 1965 enrollments were 2,606 students, making a deficit of 197 pupil stations. This deficit is expected to increase to 601 by FY 1970. With the advent of the Relocation Act (Public Law 88–629), wherein adequate housing provisions are to be provided to individuals, families or businesses that are required to relocate due to Public Works construction, experience has proven that site availability is delayed a year or more, even after purchase has been made. Obviously the time is past due for this site to be acquired and the design of the addition accomplished if an addition to the Hine Junior High School is to eliminate this projected deficit.

NEW ELEMENTARY SCHOOL, LINCOLN ROAD AND DOUGLAS STREET N.E.

PROJECT 10–129

$416,000 (site $316,000, plans and specifications $100,000)

(Restoration request)

The projected enrollment for the area this proposed school is to serve is 6,000 for fiscal year 1969. The total seat capacity for this area, elementary school Area 4, including this new proposed elementary school is 6,006 seats. However, a 15 acre site, St. Vincents Orphange, is now being negotiated for release to private builders for development. This site is located in the immediate vicinity of the

proposed school and will possibly generate as many as 994 elementary pupils. The proposed school is urgently needed to prepare for this projected seat shortage as well as to relieve existing overcrowding in this elementary school Area 4.

Deal Junior High School Addition

PROJECT 10–136

$40,000 (plans and specifications)

(Restoration request)

This school serves Junior High School Area 5 which has a combined capacity of 1991 pupil stations. The projected enrollment for this area in fiscal year 1967 is 2,230 and 2,270 in fiscal year 1969. The corresponding deficits are 239 stations for fiscal year 1967 and 279 stations for fiscal year 1969. This proposed project will alleviate that shortage by only 143 stations. This project is urgently needed to maintain a high quality of educational endeavor as well as facilitate a high level of plant maintenance which is very difficult to attain under overcrowded conditions.

Shadd Elementary School Addition

PROJECT 10–180

$456,000 (plans and specifications $41,000, construction $415,000)

(Restoration request)

Elementary School Area 8D is an area of great potential growth because of present vacant land that is available for residential building. This vacant land is being used up at a rapid rate; verified by the 421 building permits that were issued through December of 1965. The National Capital Housing Authority has just recently opened for occupancy Eastgate Gardens, which is expected to generate over 600 elementary pupils. The three schools serving this area, the Harris, Nalle, and Shadd, have a combined capacity of 2,586. The projected enrollment for fiscal year 1970 is 3,190. The proposed additions to the Nalle and Shadd schools will add 492 seats to the overall capacity for this area, leaving a deficit of 112 seats.

Sharpe Health School Addition and Alterations

PROJECT 10–145

$58,000 (plans and specifications)

(Restoration request)

The primary need for this project is due to an expanding program for this specialized facility. The present health school was constructed to serve elementary aged children with serious physical handicaps which prevent them from learning effectively in regular schools. The expanded program and curricula are to provide for enrollment of junior and senior high school aged children who qualify under this category. The school at present is overcrowded. The projected enrollment for fiscal year 1970 is 250, or 70 above the existing capacity of 180; thus, aggravating an already deplorable condition. The proposed addition will relieve this overcrowding by 56 pupil stations. Included in the addition of 6 classrooms and an industrial arts shop, is a swimming pool with special equipment for the physically handicapped. The therapeutic as well as the educational values that are inherent in the proposed project are urgently needed now if our educational system is to adequately meet its obligation of providing the proper educational opportunity for all of the educable children of the District of Columbia.

PAYNE ELEMENTARY SCHOOL ADDITION

PROJECT 10–177

$464,400 (site $401,400, plans and specifications $63,000)

(Restoration request)

The Payne Elementary School is one of four schools serving Area 5. These schools have a combined capacity of 3,054, while the FY 1966 combined enrollment was 3,495. The addition to the Watkins Elementary School will increase the area capacity to 3,372, but the overcrowding will still be in excess of 10% of capacity. Requested is an addition to the Payne to eliminate this overcrowding. If this project is authorized, the 378 pupil station increase will result in a small (2%) capacity increase.

SHEPHERD ELEMENTARY SCHOOL ADDITION

PROJECT 10–157

$44,000 (plans and specifications)

(Restoration request)

The Shepherd Elementary School is one of three schools serving elementary enrollment Area 21. These schools have a present capacity of 1,938 pupil stations compared to a FY 1966 enrollment of 2,297. Enrollment projections indicate a constant to slightly increasing level of need. The addition to this school is requested to reduce the area overcrowding. Proposed in this project is the construction of 228 pupil stations as well as a health suite, library, special speech classroom, and hot lunch kitchen. When completed, this addition would reduce to 154 (7%) the number of pupils in excess of capacity.

RANDALL JUNIOR HIGH SCHOOL ADDITION

PROJECT 10–23

$418,000 (plans and specifications $38,000, constructions $380,000)

(Restoration request)

The project requested for Randall Junior High School is not addressed to a problem of overcrowding. Rather, it is to build an adequate gymnasium and modernize the auditorium and several shops for better utilization. New lighting and flooring will be installed in the auditorium as well as a ventilating system. Shops will be relocated and/or enlarged and additional lighting provided in some. Finally, the old cafeteria will be connected into a conference room and offices for 4 counselors.

BROWNE JUNIOR HIGH SCHOOL ADDITION

PROJECT 10–47

$115,000 (plans and specifications)

(Restoration request)

The Browne Junior High School is located in junior high Area 4, which has shown a consistent pattern of overcrowding. In FY 1966, enrollment was 4,444 while the area schools' capacity was 3,075. The opening of the Hamilton Junior High School in FY 1968 will relieve partially this situation. However, since the overcrowding is not temporary an addition to the Browne Junior High School is requested. This addition will add 429 pupil stations and in the first year of operation would eliminate the classroom shortage. Planning and specifications funding only is requested for FY 1967.

GARNET-PATTERSON JUNIOR HIGH SCHOOL ALTERATIONS

PROJECT 10–138

$31,500 (plans and specifications $2,500, construction $25,000, equipment $4,000)

(Restoration request)

This project is requested to provide more adequate facilities for a complete educational program. It is not intended to affect significantly the enrollment-capacity characteristics of this enrollment area, although 75 pupil stations will be eliminated. Project emphasis is to obtain a library and a health suite through the conversion of 3 classrooms.

SPINGARN-PHELPS STADIUM

PROJECT 10–16

$40,000 (plans and specifications)

(Restoration request)

The Spingarn Senior High School is the only high school in the city without an adequate stadium-athletic field. Also, the nearby Phelps Vocational High School has no such facilities. The physical education and athletic programs are handicapped at both schools as a result. This request is for a 5,000 seat facility to serve both schools.

WILSON HIGH SCHOOL ADDITION AND ALTERATIONS

PROJECT 10–174

$77,000 (plans and specifications)

(Restoration request)

This project will add 150 pupil stations to the senior high enrollment Area 1. However, the emphasis in this project is to provide complete supporting services necessary for an adequate secondary education program. This project is intended to enlarge and improve the present athletic and gymnasium facilities by constructing a field house, including a double gymnasium. The existing gymnasium will be converted to a library and 5 classrooms. The classrooms will be used for the school health instruction program.

WAREHOUSE CENTER ADDITION

PROJECT 10–184

$37,000 (plans and specifications)

(Restoration request)

The D.C. Public School System presently has 2 warehouses, the Harbor Garage and the Birney warehouse. Both warehouses are on sites being considered for other uses. The Harbor Garage building site is scheduled for recreational purposes in the Urban Renewal Plan for Southwest Project Area C. The Birney warehouse is located in the Barry Farm Recreation area and will be razed; the site will be used for recreational purposes.

These buildings presently provide approximately 30,000 square feet of warehouse space. Partial replacement of this space is necessary since there is an increasing need for more warehouse space than is available presently. This project will authorize the construction of a 10,900 gross square foot addition to the Warehouse Center. This arrangement will permit the better utilization of the warehouse space and compensate for the reduction in space available.

NEW ELEMENTARY SCHOOL, SEVENTH AND WERSTER STREETS NW.

PROJECT 10–121

$153,500 (construction)

(Amendment S. Doc. 112)

In the FY 1966 D.C. Budget a construction cost estimate of $1,161,500 was furnished to the Congress for appropriation. Under Public Law 89–75 construction was approved in the amount of $1,161,500. In developing the construction budget estimate for the new school, it was anticipated that the bids for construction could be solicited in the second quarter in FY 1966. However, the construction site was not cleared for construction until June 1966. The delay in making the construction site available is due to the District of Columbia implementing the requirement of the Relocation Act (Public Law 88–629) wherein adequate housing provisions are to be provided to individuals, families or businesses that are required to relocate due to Public Works construction.

Construction bids received on the project in August 1966 exceeded the appropriation by approximately 21%. Bids were rejected due to insufficient funds.

The higher project costs reflected in the bidding can primarily be attributed to two main reasons. The first is that there was during the period when the project was let for bids, a high level of construction activity in the local area and the number of interested bidders was down. Secondly, the construction industry has experienced an unusual price escalation on both labor and materials during the last half of FY 1966 with the possibility of further cost increases yet to come. The delay of placing the project on the construction market has in essence moved the project into the FY 1967 category for construction cost estimating.

The additional construction funds requested herein should cover the project's estimated cost when we anticipate soliciting bids in the second quarter of FY 1967.

NICHOLS AVENUE ELEMENTARY SCHOOL REPLACEMENT (SAVOY)

PROJECT 10–127

$118,000 (plans $3,000, construction $115,000)

(Amendment S. Doc. 112)

In the FY 1966 D.C. Budget, a construction cost estimate of $1,250,000 was furnished to the Congress for appropriation. Under Public Law 89–75 construction was authorized in the amount of $1,250,000. In developing the construction budget estimate for the school replacement, it was anticipated that bids for construction could be solicited in the second quarter of FY 1966. However, the construction site was not made available in FY 1966 and it is now projected that the site will be made available in December 1966. The delay in making the site available is due to the District of Columbia implementing the requirements of the Relocation Act (Public Law 88–629) wherein adequate housing provisions are to be provided to those individuals, families or businesses that are required to relocate due to Public Works construction.

The construction industry has experienced an unusual price escalation in both labor and material costs during the last half of FY 1966 with the possibility of further cost increases yet to come. The estimated costs of a project previously scheduled for construction in FY 1966 are not sufficient to cover the construction costs now being experienced. The delay of placing subject school replacement project on the construction market has in essence moved the project into the FY 1967 category of construction cost estimating.

The additional construction funds requested herein should cover the Nichols Avenue Elementary School Replacement cost when we anticipate soliciting construction bids in the second quarter of FY 1967.

Due to severe shortage of classrooms in Area 9, it is most essential that the existing Nichols Avenue School which was to be replaced under the subject project, be kept in service until additional capacity can be provided in other school facilities presently being programmed for development. The supplemental budget appropriations requested herein reflect and cover this change in scope.

TYLER ELEMENTARY SCHOOL ADDITION

PROJECT 10–156

$71,200 (construction)

(Amendment S. Doc. 112)

In the FY 1966 D.C. Budget, a construction cost estimate of $485,800 was furnished to the Congress for appropriation. During the appropriation hearings on the FY 1966 Budget, it was resolved to add to the project $10,000 for plans and specifications and $105,000 for construction of a full hot-lunch kitchen at the Tyler School. Under Public Law 89–75 design for the hot-lunch kitchen and construction of both the Tyler Addition and the hot-lunch kitchen were approved in the total amounts of $10,000 for plans and specifications and $590,800 for construction. In developing the construction budget estimate for the project, it was anticipated that the bids for construction could be solicited early in the second quarter of FY 1966.

The project site was not made available in FY 1966 and it is now projected that the site can be made available in November 1966. The delay in making the site available is due to the District of Columbia implementing the requirements of the Relocation Act (Public Law 88–629) wherein adequate housing provisions are to be provided to those individuals, families or businesses that are required to relocate due to Public Works construction.

Due to the exerted effort by the District of Columbia to provide hot-lunch kitchens for the school system and since the Tyler Addition was being delayed due to site clearance problems, it was resolved to proceed with the hot-lunch kitchen portion of the project. The hot-lunch kitchen project had no site problems associated with its development. The hot-lunch kitchen was completed in June 1966 at a cost of approximately $117,000.

The construction industry has experienced an unusual price escalation on both labor and material costs during the last half of FY 1966 with the possibility of further cost increases yet to come. The delay of placing the school addition project on the construction market has in essence moved the project into the FY 1967 category of construction cost estimating.

The additional construction funds requested herein should cover the Tyler Addition's estimated cost when we anticipate soliciting construction bids in the third quarter of FY 1967.

CONGRESS HEIGHTS REPLACEMENT

PROJECT 10–131

$104,000 (plans and specifications)

(Amendment S. Doc. 112)

Five elementary schools now serve Area 14 and with the Hendley Addition open in FY 1966 the capacity was 4,464. This capacity was about 1,000 pupils or 22% less than the membership. With the new McGogney School opening in the fall of FY 1967 the capacity of the area will be increased to 5,520, but will still be 770 pupils or 14% less than the projected membership.

With the Highland Dwellings Public Housing Project open in FY 1969 the capacity deficit will again be about 1,000 pupils. If both site and planning funds for the Congress Heights Replacement are provided in FY 1967, then construction could take place during the following year and open in FY 1969. A FY 1969 opening will provide the facilities to avoid part-time classes when the pupils from the public housing project arrive not one year afterwards as will be the case if only site funds are provided in FY 1967.

NEW ELEMENTARY SCHOOL, NICHOLS AVENUE AND CHESAPEAKE STREET, S.E.

PROJECT 10–133

$239,000 (site $141,000, plans and specifications $98,000)

(Amendment S. Doc. 112)

Five elementary schools now serve Area 14 and with the Hendley Addition open in FY 1966 the capacity was 4,464. This capacity was about 1,000 pupils

or 22% less than the membership. With the new McGogney School opening in the fall of FY 1967 the capacity of the area will be increased to 5,520, but will still be 770 pupils or 14% less than the projected membership.

With the Highland Dwellings Public Housing Project open in FY 1969 the capacity deficit will again be about 1,000 pupils. If both site and planning funds for the Congress Heights Replacement are provided in FY 1967, then construction could take place during the following year and open in FY 1969. A FY 1969 opening will provide the facilities to avoid part-time classes when the pupils from the public housing project arrive not one year afterwards as will be the case if ony site funds are provided in FY 1967.

Nichols Avenue and Chesapeake Street, S.E., is proposed to be financed in FY 1967 and 1968, so that it will be in operation to meet the anticipated overcrowding of FY 1969. This project will give Area 14 a 3% surplus of capacity, but this is a small margin in an area with the potential for rapid and unexpected growth.

RANDLE HIGHLANDS ELEMENTARY SCHOOL ADDITION

PROJECT 10–87

$61,000 (plans and specifications)

(Amendment S. Doc. 112)

Elementary enrollment Area 10, in which this school is located, is one of the smaller areas and is served by three schools with a combined capacity of 1,200 students. In FY 1966 enrollment exceeded capacity by 410 students or 34%. The requested addition to the Beers Elementary School will reduce this immediate problem.

Area 10 has the potential to have substantial growth as has already occurred to the south in Area 9, which had an increase of 25% in one year. To meet the anticipated growth in pupil population a sixteen room addition to the Randle Highlands School is requested. With this project in operation during FY 1969, Area 10 would not be forced into programming part-time classes or the use of substandard rooms as has been the case in Area 9.

HINE JUNIOR HIGH SCHOOL

Senator BYRD. Dr. Hansen, proceed.

Dr. HANSEN. I think Mr. Woodson can handle this very rapidly and moving right through. The justifications are very clear and very precise.

Mr. WOODSON. Mr. Chairman, we are requesting the restoration of site and planning funds for the Hine Junior High School in the amount of $947,000. I might say that——

Senator BYRD. May I ask this question to get a general picture, Mr. Woodson? Would the restoration requested put each of the items on the road, so to speak? Are each of the items listed in this table provided for in the restorations?

Mr. WOODSON. Yes, sir; they are.

Senator BYRD. In some form as to sites or planning moneys or construction?

Mr. WOODSON. Yes, sir.

HOUSE ACTION

Senator BYRD. And were all of these items disallowed by the House?

Mr. WOODSON. All of them were disallowed except in the section dealing with amendments, and in that section, and we do have two projects, the Nichols Avenue and Chesapeake Street which was not considered by the House, and the planning funds for the Congress Heights Elementary School replacement was not considered by the House, nor were the planning funds for the Randle Highlands Ele-

mentary School addition considered by the House. These were not in the President's budget due to budgetary limitations.

Senator BYRD. All right. Aside from those items that were not considered by the House, if we allow the restoration request, as I understand it, we will then be putting back into the picture each of the items that are listed.

Mr. WOODSON. Yes, sir.

Senator BYRD. And will be making provision in some form or another so that you can get started or so that you can proceed, having already gotten started, with each of the items here.

Mr. WOODSON. That is correct, sir.

ORDER OF PRIORITY

Senator BYRD. Is there any particular order of priority with regard to these items, Dr. Hansen?

Dr. HANSEN. Yes, there is. These are presented I think in the order of priority submitted to the House.

Senator BYRD. They are?

Dr. HANSEN. But we do have an adjustment in this order we would like to make.

Senator BYRD. All right.

Dr. HANSEN. In the first instance the additional money needed for the Nichols Avenue School for 11th and Kenyon, and for the Tyler School as an amendment for additional funding so we can get the construction going. These should really be top priority.

Senator BYRD. These are which now?

Mr. WOODSON. These are the Seventh and Webster, this is on page J–9.

Senator BYRD. That is the new elementary school.

Mr. WOODSON. Yes.

Dr. HANSEN. You see we are short of money there; $135,500 needed in order to get a construction contract going.

NICHOLS AVENUE AND TYLER SCHOOLS

Mr. WOODSON. The Nichols Avenue Elementary School replacement and the addition to the Tyler School.

Senator BYRD. Nichols Avenue, that is a new elementary school?

Mr. WOODSON. Yes, sir; previously authorized by the House, but it has been delayed, and the Department of Buildings and Grounds now finds that they need more money. They are here, sir, and they might speak to these three items, if you desire.

Senator BYRD. What is the urgency with regard to these items that were not presented to the House?

Dr. HANSEN. I think maybe I can handle it without involving the men in the back group. The Congress has already appropriated money for construction for these schools, but because of a delay in the construction contract, prices went up. The estimates were too low. Therefore, in order to get these already approved items on the road, it is necessary to have an additional amount of money to get the contract drawn and bids taken

So, since these are already on the way, these really are urgent, but we didn't know about this when we presented the information to the House.

Senator BYRD. Now again, you are addressing yourself to which items?

Dr. HANSEN. The new elementary school at Seventh and Webster, $153,500, and the Nichols Avenue Elementary School.

Senator BYRD. And what is the amount there?

Dr. HANSEN. $118,000.

Senator BYRD. Yes.

TYLER ELEMENTARY SCHOOL ADDITION

Dr. HANSEN. And the Tyler Elementary School addition, $71,200.

Senator BYRD. I don't see one for $118,000.

Dr. HANSEN. This is broken into two sections, $3,000 for plans and specifications, and $115,000.

Senator BYRD. It was a typographical error here. It wasn't listed on mine. It wasn't on our table.

Dr. HANSEN. That would be the explanation for these three amendments.

Senator BYRD. Now the other two were not presented to the House.

NICHOLS AVENUE, CHESAPEAKE, AND THE CONGRESS HEIGHTS

Mr. WOODSON. There were three items. Congress Heights was presented to the House for a site which was allowed. We are requesting an amendment to permit plans and specifications, so that we will not have a 1-year delay. The Nichols Avenue and Chesapeake was not presented to the House for site and plans, nor the third project, the Randle Highlands Elementary School addition, was not presented to the House.

SEATING SHORTAGE

Senator BYRD. How urgent are these three?

Mr. WOODSON. Very urgent, sir. The Nichols Avenue and Chesapeake and the Congress Heights are in area 14. Today we have a seat shortage, and the total capacities for these 2 buildings as you will note are slightly over 1,200, so it will just meet our needs. This is an increasing population.

Randle Highlands also is in a very serious overcrowded situation today.

Dr. HANSEN. As a matter of fact, Mr. Chairman, every one of the projects except the Patterson Junior High School alteration, Spingarn Stadium and Wilson Senior High School addition are urgently needed to supply space. If I were to have to make a choice as to priority, I would pretty nearly have to just do it by lot.

NEW SCHOOL FOR SEVERELY MENTALLY RETARDED

Senator BYRD. You have a new school for the severely mentally retarded.

Dr. HANSEN. Yes, that is underway. I think the planning money has already been allowed.

Senator BYRD. Is this for the group we were discussing a little while ago?

Dr. HANSEN. That is correct; yes. We now have the site and the planning money. In 1968 we will come in for construction money.

Senator BYRD. Are they presently being housed in various locations throughout the city?

Mr. WOODSON. Yes, sir; they are pretty widely spread around the city.

Senator BYRD. You have no transportation problems?

Mr. WOODSON. No, sir. The Congress has provided transportation for these children.

CONSTRUCTION URGENCY

Dr. HANSEN. I just don't want to leave anything by default, Mr. Chairman. I wonder if I could just in one sentence tell you why I think each of these projects is important.

Senator BYRD. Yes; if you would like.

Dr. HANSEN. The Hines project, if we don't get that going, we will have a deficit of 601 pupils, seats by 1970, so we need to get this going. The Lincoln Road, we have a deficit there possibly of 994 pupils. I want to tell you I have been out among the people in this community, and I think our estimates are very soft. The people of the nearby schools, the Langdon and Woodring talk of desperate overcrowding in their schools. So Lincoln Road and Douglas Street I would say is almost mandatory.

Deal Junior High School we expect to have a deficit there of as many as 143 stations within a very short time. Shadd Elementary School, another deficit expected there of as many as——

Mr. WOODSON. Without it we have deficits of over 300.

Dr. HANSEN. Running up to fiscal year 1970, the figure of 604 without the school. Sharpe Health School, we have a shortage there of 70 seats. This school now can accommodate perhaps as many as 180, the school for physically handicapped. The Payne Elementary School we have a problem of a deficit there.

Senator BYRD. That is Payne Elementary School?

Dr. HANSEN. Yes. If we do get the 378 pupil station project approved, we will have a very small increase in capacity. Shepherd Elementary School, a need for 228 pupil stations. The Randle addition is primarily an improvement project badly needed but long delayed may I say, and I would hope it might be retained. Brown Junior High School we expect to be overcrowded there.

Dr. CARROLL. With this project in we would still have a small deficit. Even if Brown is approved and built, we would still have a small deficit in fiscal year 1969 when it first opens.

Dr. HANSEN. Garnett-Patterson has great need for a library and a health suite, the conversion of three classrooms. This building is in sad shape, Mr. Chairman. It ought to be improved.

Spingarn Stadium has been denied to these very fine people in the Spingarn area since the construction of the school. We would hope this could be approved. The Wilson High School addition and alterations is very essential. The people there feel they are being discriminated against because of lack of attention to their needs.

In short, Mr. Chairman, this is the time for the Congress to make a record by approving every one of the items listed. I appreciate the chance of being able to very rapidly review those items, but I feel very strongly about these requests.

SHAW JUNIOR HIGH SCHOOL PROJECTED ENROLLMENT

Senator BYRD. What is the projected pupil membership of the Shaw Junior High School?

Dr. HANSEN. May we supply it? We have the record, the information in table form. We will supply it.

(The information follows:)

Membership and projections for Shaw Junior High School

Actual, October 1965 (fiscal year 1966)	1,434
Estimated, October 1966 (fiscal year 1967)	1,337
Projections (fiscal years):	
1968	[1] 1,210
1969	1,140
1970	1,180
1971	1,190
1972	1,200

[1] It is estimated that the membership at Shaw will decrease when the new Lincoln Junior High School opens.

CURRENT SINGLE-DAY ENROLLMENT

Senator BYRD. Yes. What is the current-single day membership figure and how does it compare with a year ago? You might want to provide this for the record.

Dr. HANSEN. Is this for Shaw?

(The information follows:)

Pupil membership in regular day schools on Sept. 22, 1966, compared with Sept. 23, 1965, by schools and school levels

School level	Membership on—		Difference
	Sept. 22, 1966	Sept. 23, 1965	
(1)	(2)	(3)	(4)
Elementary schools: [1]			
Kindergarten	11,801	11,836	−35
Grades 1 to 6 and special classes	81,929	80,368	+1,561
Total	93,730	92,204	+1,526
Junior high schools	29,519	29,016	+503
Senior high schools	18,947	18,761	+186
Vocational high schools	2,941	2,971	−30
Americanization School	529	494	+35
Capitol Page School	57	59	−2
District of Columbia Teachers College	1,489	1,404	+85
Grand total	147,212	144,909	+2,303

[1] Includes laboratory and other special elementary schools as well as all regular elementary schools.

CONSOLIDATION OF SOUTHWEST ELEMENTARY SCHOOLS

Senator BYRD. Yes. Provide some specifics respecting the consolidation of the Amidon School with two other elementary schools located in the Southwest area.

Dr. HANSEN. The specifics did you say?

Senator BYRD. Yes.

Dr. HANSEN. The Board of Education plan is to in a sense merge the three schools into a single administrative unit retaining the three principals but placing a person in charge of the three so that the programs can be coordinated, equalized, and made wholly effective. The classes

will be distributed in pairs with grades 1 and 2 in one of the schools, 2 and 3 in the other, 3 and 4 in the other, and 5 and 6 in the third, with the kindergarten being contained in each of the three schools. There will be an increase in the amount of attention given to the curriculum development, the teaching processes, the staffing, so that the three schools as a single unit will be given maximum staffing in terms of the Board of Education standards. Facilities, improvements will be made so that all of the schools will be attractive and schools to which people will be pleased to send their children.

EXPERIMENTATION

There will be an effort at various kinds of experimentation, including some television production, the use of new techniques in this method, perhaps experimentation in new grouping systems, new ways of teaching, so these may become demonstration centers for testing out new ideas in education.

REPORTED ENROLLMENT IN PRIVATE SCHOOLS OF AMIDON STUDENTS

Senator BYRD. Newspaper accounts have indicated that as a result of this purported change, many of the pupils in the special Amidon School have left and have enrolled in private schools.

Dr. HANSEN. I haven't specific information on that. We may be able to get that by checking the enrollment.

(The information follows:)

VIETNAM WAR EFFORT ON PROCUREMENT OF CONSTRUCTION MATERIALS AND SUPPLIES

Senator BYRD. What effect has the Vietnam confrontation had on the procurement of materials and supplies needed to carry out the construction program?

Dr. HANSEN. Mr. Woodson, do you know?

Mr. WOODSON. We have not had any serious delays on that score. We have had some of short duration. We have had some problems with strikes more than with supplies and materials.

Senator BYRD. File something for the record on this, Mr. Woodson.

(The information follows:)

Transfers out of the Amidon School

Since June, 1966 (close of school):	
Transfers out of Amidon	111
To out-of-city schools	49
To private schools:	
Parochial	10
Other	10
To other District of Columbia schools	42
Enrollment as of June 5, 1966	779
Enrollment as of September 22, 1966	689

STATEMENT ON VIET NAM'S EFFECT ON THE AVAILABILITY OF CONSTRUCTION MATERIALS AND EQUIPMENT AND THEIR EFFECT ON BUILDING CONSTRUCTION CONTRACTS

Combined requirements of business, industry and Viet Nam have resulted in accelerated construction cost increases. Short term slackening of demand is not anticipated. Qualified labor, material and equipment are not readily available. While some reduction in number of bidders is noticed, most advertised projects have been awarded.

Long lead time is particularly noticeable in manufactured items containing appreciable amounts of copper and some types of steel products. Some items, such as aluminum wire, are becoming as difficult to obtain as copper wire.

Procurement of materials such as sheet copper, copper plumbing supplies utilized in heating and air conditioning (fittings, tubing, etc.), hot water tanks and generators, copper gutters and downspouts, and electrical products is becoming increasingly difficult. Considerable delays are now being experienced in deliveries. Some building materials, previously immediately available from local sources, or directly from the factory on a 30 day basis, now require from 45 to 180 days delivery. Kitchen equipment, boilers, etc., are also requiring longer delivery periods.

Some contractors and suppliers are abstaining from bidding on plumbing and electrical work or quoting long delivery dates and high prices where copper materials and related products are required. Many contractors have requested issuance of priorities (which we cannot extend) to aid them in obtaining items in time to meet contract completion dates.

The time of some construction contracts is necessarily being extended to accommodate unavoidable delivery delays.

It is impossible to attribute all these problems to Viet Nam. Unquestionably Viet Nam contributes to higher costs and delays.

SITE ACQUISITION AND RELOCATION PROBLEMS

Senator BYRD. Dr. Hansen, I have the impression—I suppose I have gathered it through my experience in dealing with these budgets in the past 5 years, this is the 6th year, I believe—I have the impression that constructing these schools takes a long time. Are there inexcusable delays in the letting of contracts in your judgment, for these schools? Perhaps this question shouldn't be addressed to you, Dr. Hansen.

SITE ACQUISITION AND RELOCATION PROBLEMS

Dr. HANSEN. The delays seem to occur mainly because of site acquisition problems, getting the site to the point where the plans can be finalized and contracts let.

The site acquisition problem is made difficult by the difficulty of relocating the people who are going to be displaced by the site acquisition. This is where we are experiencing really serious delays. Nichols Avenue school is a case in point, and Webster school is a case in point. Tyler as well.

COMPARISON OF DISTRICT AND NEARBY JURISDICTIONS CONSTRUCTION COSTS

Senator BYRD. How does the cost of construction compare in the District with other nearly jurisdictions?

Dr. HANSEN. I understand that it compares favorably, but I think that is a question perhaps Mr. Woodson might be more efficient in answering.

Mr. WOODSON. Yes. I think Mr. Tracy is prepared to give you an answer for the record—Mr. Blaser's deputy.

Senator BYRD. Is this something you can just supply for the record?
Mr. TRACY. I think so.
(The information follows:)

SCHOOL BUILDING COSTS

The following building costs are for specific schools constructed in the Metropolitan area surrounding the District of Columbia.

The areas are the gross square foot area of the building and the costs are for the construction of the building only. Site development costs are not included.

A. MONTGOMERY COUNTY

Year	School	Square foot area	Cost per square foot
1964	Elementary	37,245	11.27
1965	do	37,300	12.91
1966	do	46,800	13.24
1962	Junior high	109,481	13.90
1964	do	137,771	11.52
1965	do	123,199	13.55
1966	do	120,670	13.80
1963	Senior high	158,890	13.38
1966	do	150,000	14.27

B. PRINCE GEORGES COUNTY

1966	Elementary A/C	45,000	19.43
1966	Junior high	143,000	15.59
1966	Senior high	193,000	18.21

C. FAIRFAX COUNTY

1965	Elementary	49,856	11.25
1965	Junior high A/C	130,700	11.82
1966	Senior high A/C	293,608	10.46

D. ARLINGTON COUNTY

NOTE.—Arlington has not constructed a new school in recent years, but is now designing a new air-conditioned elementary school. The building area is not finalized but will approach 500,000 square feet. The budget estimated cost is $20 per square foot.

PLANNING FUND REQUESTS: STATUS OF FACILITIES

Senator BYRD. Have the sites been procured for all those schools in connection with which you are asking for planning moneys?
Mr. WOODSON. Some of these are combinations of site and planning funds. Some need no sites. I would like to give you a quick answer on that.
Senator BYRD. Would you put something in the record which would indicate the status of those facilities for which you are requesting planning money in each instance indicating whether or not the site has been procured?
Mr. WOODSON. I will.
(The information follows:)

Status of sites for FY 1967 projects for which planning funds are being requested

Project	*Status of site*
*1. New Elementary School at Lincoln Road and Douglas St., NE.	Site to be acquired at the same time that plans are being prepared.
*2. Payne Elementary School Addition.	Site to be acquired at the same time that plans are being prepared.
3. Nalle Elementary School Addition.	Site is available on existing school grounds.
*4. Shadd Elementary School Addition.	Site is available on existing school grounds.
5. Ketcham Elementary School Addition.	Site to be acquired at the same time that plans are being prepared.
6. Beers Elementary School Addition.	Site to be acquired at the same time that plans are being prepared.
7. Takoma Elementary School Replacement.	Site to be acquired at the same time that plans are being prepared.
*8. Deal Junior High School Addition.	Site not required. Addition to be constructed over existing structure.
9. Taft Junior High School Addition.	Site is available on existing school grounds.
10. Shaw Junior High School Replacement.	Site is to be acquired at the same time that plans are being prepared.
*11. Garnet-Patterson Junior High School Alterations.	All work in existing structure . Site is not acquired.
*12. Browne Junior High School Addition.	Site is available on existing school grounds.
*13. Hine Junior High School Addition.	Site to be acquired at the same time that plans are being prepared.
*14. Randall Junior High School Addition.	Site is available on existing school grounds.
15. Johnson Junior High School.	Site is acquired.
16. Wilson High School Addition.	Site is available on existing school grounds.
17. Dunbar High School Addition.	34 Lots out of 51 have been acquired. Remainder in process. Will be acquired at the same time that plans are being prepared.
18. Woodson Senior High School.	Site has been acquired.
*19. Spingarn-Phelps Stadium.	Site is available on existing school school grounds.
20. Ballou High School Addition.	Site is available on existing school school grounds.
*21. Sharpe Health School Addition.	Site is available on existing school school grounds.
22. New School for the Severely Mentally Retarded.	Site is vacant. Purchase is being negotiated.
*23. Warehouse Addition.	No site required. Addition to be constructed over existing structure.
*24. Congress Heights Elementary School Replacement.	Site is to be acquired at the same time that plans are being prepared.
*25. New Elementary School at Nichols Avenue and Chesapeake St., SW.	Site is to be acquired at the same time that plans are being prepared.
*26. Nichols Avenue Elementary School Replacement.	Site acquisition is almost complete. $3,000 planning appropriation will pay for design change to permit existing school to remain until new construction permits its demolition.
*27. Shepherd Elementary School Addition.	Site is available on existing school grounds.
*28. Randle Highlands Elementary School Addition.	Site is available on existing school grounds.

*Indicates restoration and amendment appeals to Senate.

NOTE.—Designs for schools can be and usually are prepared before site acquisition is complete.

Source: Prepared by Office of Buildings and Grounds, October 3, 1966.

STUDENT PREGNANCY STATISTICS

Senator BYRD. Put into the record, Dr. Hansen, the statistics with regard to pregnancies among the students.

Dr. HANSEN. I will be very glad to. I have the material in my office.

(The statistics follow:)

Resident illegitimate live births by age of mother: District of Columbia, 1955–65

Age (in years)	1965	1964	1963	1962	1961	1960	1959	1958	1957	1956	1955
Total	4,906	4,755	4,529	4,308	4,251	3,922	3,958	3,750	3,732	3,663	3,533
Under 15	135	128	118	98	98	82	103	84	99	85	86
15 to 19	2,102	1,883	1,654	1,559	1,510	1,398	1,393	1,376	1,278	1,244	1,184
20 to 24	1,422	1,474	1,372	1,281	1,280	1,157	1,181	1,087	1,074	1,108	1,031
25 to 29	631	604	714	687	738	639	634	582	648	609	622
30 to 34	355	372	350	385	371	387	395	354	384	375	379
35 to 39	190	208	231	237	193	186	181	174	185	171	170
40 to 44	50	61	48	42	48	52	53	55	55	} 35	45
45 and over	2	4	5	4	4	4	3	1	1		
Not stated	19	21	37	15	9	17	15	37	8	36	16

NOTE.—Grand total of the years indicated: 45,307.

Source: Biostatistics Section, Department of Public Health, Washington, D.C.

DEFERRED CAPITAL OUTLAY PROJECTS

Senator BYRD. Dr. Hansen, I think perhaps that is all tonight. I may submit some written questions to you.

Incidentally, are there capital outlay projects which you are having to defer because of the lack of revenues, and would it serve a purpose to let us know what some of those are?

Dr. HANSEN. Those not included in any of the budget actions?

Senator BYRD. Yes. What I am trying to get at is this, if you could indicate the next two or three or four which are immediately below these, in order of priority, which are being requested here.

Dr. HANSEN. Yes, we would be very happy to supply that.

Senator BYRD. We would like to know.

Dr. HANSEN. We will supply the documentation on that.

(The information follows:)

The following three school construction projects are requested in addition to those in our restoration request.

Project and area	*Estimated cost*
Area 9:	
Birney Addition, plans, specifications, and construction	$756,000
Turner Addition, plans, specifications, and construction	712,000

Area 9 enrollments exceed capacity by 1,476 in FY 1967. Two projects, the Nichols Avenue Replacement and the Ketcham Addition now are included in the FY 1967 requests and, if approved, are expected to still leave a space shortage for about 700 students in FY 1969, when they are completed.

The Birney and the Turner Additions will each provide space for 336 students and will eliminate this shortage. It should be observed that Area 9 has a large potential for new housing and is developing faster than expected.

Project and area	*Estimated cost*
Area 3: Morgan Elementary, plans and specifications	$126,000

The FY 1967 presently includes funds for a site for the Morgan School. Funds for plans and specifications were deleted because of revenue shortages. Restoration of planning money is requested to expedite the completion of this project.

RESTORATION OF CAPITAL OUTLAY AND POSITION REQUESTS

Senator BYRD. All right. I may give you some written questions.

Dr. HANSEN. Thank you very much.

Senator BYRD. Sorry to have detained you so long, Dr. Hansen.

Dr. HANSEN. Sir, we are very pleased to have been here. Thank you very much for your time and attention to our problems.

Senator BYRD. I certainly want to do everything I possibly can to support the restoration of all these capital outlay budgets and all of the positions as far as I am able to determine today.

Dr. HANSEN. That is very, very fine.

PARKS AND RECREATION

RECREATION DEVELOPMENT

STATEMENT OF JOSEPH H. COLE, SUPERINTENDENT OF RECREATION; ACCOMPANIED BY RICHARD B. LEECH, ADMINISTRATIVE OFFICER; BENJAMIN A. ORRINGER, DEPUTY ADMINISTRATIVE OFFICER; LAWRENCE C. LEMMON, DIRECTOR OF PLANNING AND DEVELOPMENT; AND LAWRENCE J. GOFFNEY, ASSISTANT DIRECTOR OF PLANNING AND DEVELOPMENT

RESTORATION AND AMENDMENT REQUESTS

Senator BYRD. The next item concerns the Recreation Department.

The estimate is	$5,502,500
The House allowance is	5,293,900
A reduction of	208,600

The total of the amendments is $602,989. This sum includes $56,989 in restoration requests and $546,000 in new items pending submission to the Senate.

The amendments requested and the justifications filed in support thereof will be placed in the record at this point.

(The amendments and justifications follow:)

OPERATING EXPENSES

(House Hearings, pp. 1–118, book 2; Senate Hearings, pp. 112)

Appropriation, 1966 (includes $210,600, Second Supplemental Appropriation Act, Public Law 89–426)	$10,914,300
Estimate, 1967	12,256,000
House allowance, 1967 (reduction of $266,000)	11,990,000
Savings through delay in enactment of bill	—78,589
Amendment requested (includes $546,000 contained in S. Doc. 112)	602,989
Total request in Senate	12,514,400

AMENDMENT REQUESTED

Page 6, line 7, strike out "$11,990,000" and insert in lieu thereof:

$12,514,400

or a net increase of $524,400 in the appropriation. This amount is comprised of $56,989 restoration request, and $546,000 contained in S. Doc. 112, less $78,589 savings through delay in enactment of bill.

Application of House reductions (by agency and fund)

Standard classification	1966 estimate [1]	1967 estimate	Amount recommended by House	Increase (+) or decrease (−), bill compared with estimate	Savings through delay in enactment of bill	Amount of restoration requested in Senate
Recreation Department	$4,804,633	[2] $5,502,500	$5,293,900	−$208,600	−$36,688	+$602,989
National Park Service, National Capital region	4,313,167	4,744,400	4,744,400	----------	−32,312	----------
National Zoological Park	1,796,500	2,009,100	1,951,700	−57,400	−9,589	----------
Total, parks and recreation	10,914,300	12,256,000	11,990,000	−266,000	−78,589	+602,989
General fund	10,889,300	12,224,000	11,958,000	−266,000	−78,589	+602,989
Highway fund (regular)	25,000	32,000	32,000	----------	----------	----------

[1] Includes $210,600 supplemental for pay increases and park police overtime.
[2] Includes transfer of $14,000 from other activities.

HOUSE REPORT

The Committee recommends a total appropriation of $11,990,000 for the operation of the various parks and recreational facilities and services under the jurisdiction of the District of Columbia, reimbursements to the Natioanl Park Service, and operation and maintenance of the National Zoological Park. This allowance is $1,075,700 more than was provided for 1966 and is $266,000 less than the amount requested.

Recreation Department.—A total of $5,293,900 is recommended for the Department which is $489,267 more than was available in 1966 and $208,600 less than asked. Additional clerical assistance has been allowed for Administration, as well as the increases requested under the categories Recreation Assistance and City-wide. Included in this latter program are the funds requested for additional concerts and performances at the Watergate and by the Washington Civic Opera Association and the Shakespeare Festival. Funds have also been allowed for the Children's Theatre program. Money has been included for the staffing of new neighborhood centers, an increased staff for the Roving Leader program, and the expansion of programs at ten existing recreational facilities.

National Park Service, National Capital Region.—The Committee recommends the full request of $4,744,400 which is $431,233 more than was available in 1966. The major portion of the increase, other than mandatory costs, provides for the District's share of the cost of the "program for a more beautiful capital." The Committee has also approved an increase of $129,045 for the District's share of the cost of the U.S. Park Police. The request for 7 new officers and 6 additional civilian personnel for the Park Police is also approved.

National Zoological Park.—The bill includes $1,951,700 for the operating and maintenance of the Washington Zoo in 1967, an increase of $155,200 over 1966, but $57,400 less than requested. A large portion of the increase allowed relates to mandatory items and staffing and maintenance of new construction. The Committee has allowed the additional laborers, gardeners, and animal keepers requested, but has again denied the additional scientific research staff positions.

JUSTIFICATION

The amendment requested of $602,989 ($56,989 restoration request and $546,000 contained in S. Doc. 112) is distributed as follows:

A. Recreation Department, $602,989

1. Recreation services and facilities, $479,883:
   (*a*) Research and information, (restoration request), $1,606, public information specialist $1,606

   (*b*) Neighborhood centers (restoration request), $55,383 (S. Doc. 112, $424,500) 479,883
   Restoration request:
   Music director, per diem hours 4,691

   Extend hours of operation at 12 recreation facilities:
   12 GS–6 recreation specialists 37,044
   Per diem hours 8,878
   Custodial hours 4,595
   Telephone service 175
   50,692

   Amendment (S. Doc. 112) night lighting program:
   Per diem hours 284,853
   Custodial hours 115,347
   Supplies and equipment 24,300
   424,500

2. National Park Service, National Capital region, amendment (S. Doc. 112), $121,500, night lighting program—maintenance (90 unit times 27 weeks times $50) 121,500

602,989

A. Recreation Department, $602,989

	1967 increases requested	House allowance	Senate amendment requested		
			Restoration	S. Doc.—	Total
Positions	60	34	13		13
Amount	$735,100	$526,500	$56,989	$546,000	$602,989

Analysis of amendment requested

Position (grade and title) or item	Number requested	Personnel compensation	Personal benefits	Other	Total	Deduct 1968 funding	Net 1967 request
Research and information:							
Public information specialist	1	$3,483	$471		$3,954	$2,348	$1,606
Neighborhood centers:							
Music director		6,510	527		7,037	2,346	4,691
Extend hours of operation at 12 recreation centers:							
GS–6 recreation specialist	12	68,424	5,652		74,076	37,032	37,044
Per diem hours		12,231	1,086		13,317	4,439	8,878
Custodial hours		6,496	423		6,919	2,324	4,595
Telephones				$175	175		175
Night lighting program:							
Per diem hours		266,717	18,136		284,853		284,853
Custodial hours		108,969	6,378		115,347		115,347
Supplies and equipment				24,300	24,300		24,300
National Park Service, National Capital region: Night lighting program-maintenance				121,500	121,500		121,500
Total	13	472,830	32,673	145,975	651,478	48,489	602,989

Research and information:

Public Information Specialist, $1,606.—This restoration request is for one public information specialist, GS–6.

This position is necessary to better inform the community of facilities, programs and services available. Public education is compulsory. Public recreation is voluntary. Children must attend school until they are sixteen but children participate in recreation activities only if they know about them. A Public Information Specialist would devise ways of attracting children to the recreation program. He would prepare leaflets and flyers describing the activities offered. He would speak before parent and citizen groups. He would write articles for local newspapers telling of current activities. He would contact local radio and TV stations so that they would call attention to programs of the Department.

Through these efforts participation will greatly increase. The Department's programs will be known by many more individuals. Parents will be more knowledgeable of the objectives of the Department and the advantages to their children. The Department will become recognized as a positive force in the community, alert to the needs and interests of its citizenry.

Comparison of 1967 request with 1966 operation

	1966 available	1967 House allowance	Restoration requested	1967 total
Public information specialist	1	----------	1	2

Neighborhood centers:

Music director, per diem hours, $4,691.—This restoration request is for a part-time music director, which will be the only one available to the Department.

This position, on a per diem basis, is necessary to conduct classes in all phases of music in neighborhoods throughout the city. The music director will coordinate all music activities for and by children, including development of new programs as well as the extension of existing programs. He will be a roving specialist to coordinate and direct groups in chorus, opera and music appreciation. He will provide training for personnel through divisional workshops.

During the summer, in conjunction with the D.C. Public Schools, the instrumental music program attracts many children, both beginners and advanced musicians who desire to play with organized groups. During the fall and winter months, piano and instrumental classes are held. This program is an integral part of the total recreation program and needs to be expanded to meet the growing demands of the communities.

Extended hours of operation at 12 recreation facilities, $50,692.—This restoration request for 1 GS–6 Recreation Specialist and related per diem and custodial hours is necessary in order to expand programs and extend the hours of operation at twelve present recreation facilities, namely:

1. Greenleaf (Second and N Streets, S.W.)
2. Rosedale (17th and Gales Streets, N.E.)
3. Kelly Miller (49th and Brooks Streets, N.E.)
4. Trinidad (Childress and Holbrook Streets, N.E.)
5. Woodson (Minnesota Avenue and Foote Street, N.E.)
6. Evans (5600 East Capitol Street)
7. Young (10th and R Streets, N.W.)
8. Stevens (21st Street between K and L Streets, N.W.)
9. Langley (Lincoln Road and T Street, N.E.)
10. Hine (7th and C Streets, S.E.)
11. Langdon Park (20th and Franklin Streets, N.E.)
12. Backus (South Dakota Avenue and Hamilton Street, N.E.)

Requests have been made by citizens, civic groups and teen-agers to provide new programs and extend the hours of operations.

Though recreation alone cannot prevent delinquency, the maximum usage of present facilities and the resulting greater participation in socially accepted behavior, add to a total community program of delinquency prevention and control.

Comparison of 1967 request with 1966 operations

	1966 available	1967 House allowance	Restoration requested	1967 total
Recreation specialists	67	12	12	91
Per diem hours	$672,813	$56,862	$8,878	$738,553
Custodial hours	$204,185	$22,942	$4,595	$231,722

Night lighting program, $424,500.—The amendment contained in S. Doc. —— will permit the continuation of this program during the fall and spring of fiscal year 1967.

Installation of night lights at ninety (90) recreation areas during the summer of 1966 permitted after dark usage of these recreation facilities. Most of the areas were multi-use facilities and provided opportunities for court games and special events. A few of the lighting installations permitted use of softball fields and a few others enabled swimming pools to remain open after dark.

In all cases use of the lights extended the normal operation of the facilities and resulted in greater participation, particularly by youth, in constructive free time activities. There is often more energy among youth when the sun has set than during the heat of the day. When this energy is channeled into wholesome play there is less time available for anti-social acts and mischevious pursuits. Though recreation alone cannot prevent delinquency, the greater availability of recreation resources and the resulting greater participation in socially accepted behavior, add to a total community program of delinquency prevention and control.

Comparison of 1967 request with 1966 operations

	1966 available	1967 House allowance	Amendment requested	1967 total
Operation of night lighted centers	$37,787	----------	$424,500	$462,287

Transfer to National Park Service, National Capital Region (Night lighting program), $121,500.—The amendment contained in S. Doc. 112 will be transferred to the National Park Service, National Capital Region, for the additional maintenance requirements due to the operation of the 90 recreation areas for extended hours, made possible by the installation of night lighting.

Comparison of 1967 request with 1966 operations

	1966 available	1967 House allowance	Amendment requested	1967 total
Maintenance of night lighted centers	$14,850	----------	$121,500	$136,350

INTRODUCTION OF WITNESSES

Senator BYRD. Mr. Cole, what is your explanation of the request?

Mr. COLE. Mr. Chairman, with your permission I would like to introduce first the persons who are with me. On my right is Mr. Leech, our administrative officer in charge of budget and accounting; and on my left is Mr. Lemmon, the Director of Planning and Development. I might also like to mention, Mr. Chairman, that Colonel Hamilton was introduced to the committee as being a member of the Board of Education. He is also a member of the Board of Recreation, as a representative of the School Board and he is the senior member also of our Board, having been on the Board since 1942.

Senator BYRD. All right.

RESEARCH AND INFORMATION EMPLOYEE

Mr. COLE. Mr. Chairman, we are requesting restoration for one position in activity 3 research and information. This is a grade 6 position which we are requesting. We at the present time are hiring a per diem employee in this position part time, for which we have available $2,219, we feel that if we can add the request of $1,606, it will be sufficient to round out the basic entrance salary for the GS–6 position. This position is needed because many of the community groups have requested this service because they learn more about the activities and services of the Recreation Department. We presently are hiring this person generally from the college level, and we are not able to retain or keep a person for any length of time. We have also found that when we have had the full-time services even on a per diem level of a person in the information department, that our graphs have proven—which I have here in front of me, Mr. Chairman—that in the months of June, July, and August, when we are able to hire on a full-time basis, we get far more inches of information in the newspaper concerning the activities and services of the Recreation Department.

In addition, there are many local newspapers, neighborhood type newspapers, radio and television stations that desire information as far as our activities are concerned, and we are very anxious to get this position which we believe is so very much needed in the news media, in advertising, and letting the public know what the Department does for the citizens of the city.

Senator BYRD. Was the position requested in your appearance before the House?

PLAYGROUND EMPLOYEES

Mr. COLE. Yes, it was, Mr. Chairman. It was requested in the fiscal year 1966 budget as well as the fiscal year 1967. It has been denied.

The 12 positions which have been requested are for GS–6 at the following playgrounds.

Senator BYRD. You can just put those in the record if you would like.

Mr. COLE. I would be glad to do that, Mr. Chairman.

I might emphasize that all of these grounds have been night lighted, and we are increasing the services at many of them as well; some are presently under construction or improving the entire area, such as our No. 1 priority, and they are listed, Mr. Chairman, in priority. I will submit that for the record.

(The information follows:)

Restoration of funds for 12 GS–6 Recreation Specialist will provide leadership at the following locations; listed in priority order:

1. Greenleaf (2nd & N Streets, S.W.)
2. Rosedale (17th & Gales Streets, N.E.)
3. Kelly-Miller (49th & Brooks Streets, N.E.)
4. Trinidad (Childress & Holbrook Streets, N.E.)
5. Woodson (Minnesota Avenue & Foote Streets, N.E.)
6. Evans (5600 East Capitol Street)
7. Young (10th & R Streets, N.W.)
8. Stevens (21st St., bet. K & L Streets, N.W.)
9. Langley (Lincoln Rd. & T Streets, N.E.)
10. Hine (7th & C Streets, S.E.)
11. Langdon (20th & Franklin Streets, N.E.)
12. Backus (South Dakota Ave. & Hamilton Street, N.E.)

HOUSE ALLOWANCE

Senator BYRD. Did you request the 12 positions before the House?

Mr. COLE. Yes, Mr. Chairman. They were requested before the House.

Senator BYRD. Did the House allow any over and above the 12?

Mr. COLE. Yes, they did. The House allowed 10 positions out of the 30 which we requested for improved services, and these are under the improved services which we are requesting here.

Senator BYRD. And were the positions allowed by the House, those of recreation specialists?

Mr. COLE. Those were of recreation specialists; yes, sir.

Senator BYRD. And there were 12 allowed.

Mr. COLE. Ten allowed.

Senator BYRD. So you are asking for 12 out of the 18 remaining.

Mr. COLE. Twelve out of the remaining twenty.

Senator BYRD. Which were disallowed.

MUSIC DIRECTOR

Mr. COLE. That is correct. The other position, the music director, we are asking that this be paid at an hourly rate of pay. This is not a classified position which we are requesting at this time. However, it is a full-time 2,080-hour-a-year position.

This position, Mr. Chairman, we are trying to improve our cultural opportunities for the children and youths who participate in our program. Under my administration I am proposing that we have specialists in the fields of drama, music, arts and crafts, and the dance. We presently have a drama specialist—we have two drama specialists. We have no music director at all in our Department, and this is one of our weakest areas in the cultural field.

So if we could get that position restored, it would help us considerably in this direction. We are asking, of course, for 6 months' money in this direction, and we will ask for annualization the following year.

CUSTODIANS, RECREATION DEPARTMENT

Those are all of the positions, Mr. Chairman, that we are requesting with the exception of some custodial hours which will be used in connection with the improved services at the centers which we hope to keep open longer hours for the reasons of giving more recreation opportunities for the children and youths in the city. Those are all of the positions which we are asking for at this time.

PERSONNEL VACANCIES

Senator BYRD. How many vacancies do you have in your Department?

Mr. COLE. As of August 31, we had 13 vacant positions, one of which was the Assistant Superintendent's job which was the one that was vacated by me in June.

J. F. KENNEDY PLAYGROUND

Senator BYRD. How are you coming along with the Kennedy Playground?

Mr. COLE. The Kennedy Playground is doing very well, Mr. Chairman, and at this time I would like to express our thanks to you for helping us last year by providing funds for the Kennedy Playground. It is being enjoyed by many people in this poverty area, as well as many persons who are coming into the area. We have a report here, Mr. Chairman, if you wish, which we could submit for the record on the Kennedy Playground.

Senator BYRD. Very well. We will take that for the record.

(The report follows:)

J. F. Kennedy Playground attendance, fiscal year 1966

July	59,721
August	105,112
September	22,551
October	31,289
November	23,283
December	23,883
January	13,829
February	15,051
March	36,495
April	37,490
May	38,670
June	36,812
Total	444,186

Vandalism

Item	Date	Cost
Shower heads	July 9, 1965	$15.95
Fence	do	12.13
Signs	Sept. 22, 1965	55.97
Window guards	Feb. 16, 1966	433.34
Door panel	June 10, 1966	10.30
Total		527.69

VANDALISM

Senator BYRD. Do you have any continuing problems of vandalism?

Mr. COLE. Mr. Lemmon, I believe, Mr. Chairman, could give us a little better picture about vandalism. We have some in most all of our units but not to a great extent, I would say.

Mr. LEMMON. The vandalism isn't extraordinary there, but we are finding that we have to replace——

Senator BYRD. Have you been over there?

Mr. LEMMON. Yes.

Senator BYRD. How recently?

Mr. LEMMON. Just several weeks ago. We are replacing part of the ramp right now because of the type of plywood that was put in. At the time there was a little hassle about it being indoor plywood and it has rotted out and we are having to replace that. In time we are going to have to replace the toilet. It is in a streetcar and it is unsatisfactory.

RECREATION CAPITAL OUTLAY

NORTH MICHIGAN PARK PLAYGROUND

Senator BYRD. The next item is for capital outlay, Recreation Department.

The restoration request is $15,000.

The amendment requested and the justification supporting it will be placed in the record at this point.

(The amendment and justification follow:)

JUSTIFICATION

The amendment requested of $15,000 will provide planning funds for the development of a neighborhood playground with structure, in the North Michigan Park area.

In fiscal year 1963, Congress appropriated $88,000 for site acquisition and in fiscal year 1964 land was acquired (3.9 acres) to serve an area bounded by St. Gertrude's School, Gallatin Street and South Dakota Avenue, N.E.

The need for a playground in this area is very great, because the nearest playground is Riggs-LaSalle, three-quarters of a mile away, and children must cross South Dakota Avenue, which is a heavily traveled arterial highway and dangerous for small children.

When fully developed the playground will provide a small structure, a sports field (softball and basketball), a hard surfaced multi-use area, a spray area, apparatus areas (for pre-school, elementary and older children), and night-lighting.

The citizen and civic organizations in this area have urgently requested playground facilities for many years.

New emphasis is being directed to total participation in recreation as a definite part of the family life.

The amendment requested of $15,000 will provide for plans and specifications for project number 12-49, North Michigan Park Playground.

ACQUISITION AND DEVELOPMENT

Mr. COLE. This is the North Michigan Park Playground, Mr. Chairman. The Congress provided funds for acquisition of the site in the 1963 fiscal budget. In 1964, 1965, and 1966 we have been requesting money to develop this much needed ground up in the North Michigan Park area off of South Dakota Avenue. It is near the new Backus Junior High School and there are a large number of youngsters who are living in the area. Last summer they even requested that they be given permission to go over and just clean the site off and see if they could make some use of it this summer, which permission we granted them, and they did use part of the area. However, we need the full development of the playground and we would like to get planning money this year, so that we can move forward with our plans for the development of the North Michigan Park Playground.

I have also attended several citizen meetings in the area in which they specifically requested that I make a strong pitch for trying to get the property which was purchased in 1963 developed for a playground.

Senator BYRD. You made a good pitch; haven't you.

Mr. COLE. Yes, I have, sir.

Senator BYRD. You have done that several times today. You have done all right. I don't know how we will come out when the pencil starts operating, but you have done a fine job here today, Mr. Cole.

Mr. COLE. Thank you very much, Mr. Chairman.

1966 DISAPPROVED PROJECTS, RESUBMITTED IN 1967 AND HOUSE APPROVED

Senator BYRD. Would you file for the record, a list of the projects and the justification on each project that were disapproved by the Congress last year, but which were requested for 1967 and which were approved by the House.

Mr. COLE. We will be glad to supply it, Mr. Chairman.

(The information follows:)

CAPITAL OUTLAY PROJECT SCHEDULE

Department: Recreation.
Project title: Langdon Park Playground and Swimming Pool.
Project number: 12–80.
Location: 20th and Franklin Streets, N. E.
Scope of work: Construction of addition to existing structure; land improvements; construction of new swimming pool and bathhouse; and activity (night) lighting.
Fund: General.

	Estimated cost	Funds available to date	Requested in budget	Estimated balance needed to complete
Site				
Preliminary survey				
Plans and specifications	$33,000		$33,000	
Construction	335,000			$335,000
Furniture and equipment	11,400			11,400
Total	379,400		33,000	346,400

Estimated increases in operating expenses

	1st year cost	Full year recurring cost
Maintenance and operating costs	$20,000	$20,000
Program costs	71,000	71,000
Total	91,000	91,000

JUSTIFICATION OF PROJECT

With its woodland and park area, Langdon has long drawn the residents into its setting, but the facilities, for a number of years, have fallen short of the growth and volume of neighborhood demands.

The playground structure is completely inadequate. It was built shortly after World War II and was constructed as the first section of a much larger building. It provides only toilets, an office, and a small supply area. Shortage of available funds has precluded further development.

The structure is not the only feature of the unit which badly needs attention. Additional land improvement is required to meet the needs of the community.

In order to extend the hours of this much-used playground, we need to develop activity lighting over the popular basketball court and the adjacent multi-use hard surface area.

The joint swimming pool study committee of the National Park Service and the D.C. Recreation Department recommended Langdon Park as the site to serve this part of the northeast. It would serve the people residing in the area between the B & O tracks, Otis Street, the District Line and New York Avenue, including agencies supported by the United Givers Fund, such as the St. Joseph Home for Orphaned Boys.

Furniture and equipment, $11,400

Swimming pool and bathhouse: Ladders, lifeguard chairs, stands, rescue poles, life lines, diving boards, geared fulcrums, racing lanes equipment, leaf skimmers, vacuum cleaning equipment, including engine driven pump; clothing bags and racks, lockers, etc	$6,400
Softball backstop and players benches	1,500
Basketball backstops	400
Preschool play equipment: Slides, climbers, whirls, etc	1,900
Elementary play equipment: Slides, climbers, whirls, etc	1,200
Total	11,400

CAPITAL OUTLAY PROJECT SCHEDULE

Department: Recreation.
Project title: Arboretum Playground.
Project number: 12–56.
Location: New York Avenue and Bladensburg Road, NE.
Scope of work: Development of a complete neighborhood playground with structure.
Fund: General.

	Estimated cost	Funds available to date	Requested in budget	Estimated balance needed to complete
Site				
Preliminary survey				
Plans and specifications	$15,000	$15,000		
Construction	160,000		$160,000	
Furniture and equipment	10,000		10,000	
Total	185,000	15,000	170,000	

Estimated increases in operating expenses

	1st year cost	Full year recurring cost
Maintenance and operating costs	$8,000	$8,000
Program costs	24,000	24,000
Total	32,000	32,000

JUSTIFICATION OF PROJECT

The Arboretum neighborhood lies in a pocket between Bladensburg Road, New York Avenue (both very heavily used thoroughfares), and the National Arboretum. Thus, the neighborhood is effectively isolated from the rest of the community by these highways and the surrounding commercial districts.

There is no recreation area presently in this neighborhood. There is no other playground within reasonable walking distance of the neighborhood. The possibility of further housing developments within the area will probably add to the present child population.

For the protection and safety of these persons, it is advisable to develop a small neighborhood playground.

Furniture and equipment, $10,000

Softball backstop and players benches, etc	$1,600
Basketball backstops, benches, etc	400
Elementary and older age children's play equipment: Dome Whirl, Spider Climber, balancing rail, large Earn-A-Slide, large swings, Ship Net Climber, Muscle Man, obstacle course, etc	4,350
Pre-school play equipment and furniture: Toby Turtle, Space Platform, small Earn-A-Slide, Flying Pony, Trail Blazer, Jack and Jill, stepping stones, tunnel network, swings, sandbox, etc	3,200
Metal storage boxes	450
Total	10,000

CAPITAL OUTLAY PROJECT SCHEDULE

Department: Recreation.
Project title: Powell Playground.
Project number: 12-93.
Location: 16th and Lamont Streets, N.W.
Scope of work: Redesign and reconstruction of this playground to accommodate the new junior high school which will occupy part of the present site.
Fund: General.

	Estimated cost	Funds available to date	Requested in budget	Estimated balance needed to complete
Site				
Preliminary survey				
Plans and specifications	$9,500		$9,500	
Construction	95,000			$95,000
Furniture and equipment	5,000			5,000
Total	109,500		9,500	100,000

Estimated increases in operating expenses

	1st year cost	Full year recurring cost
Maintenance and operating costs	$10,000	$10,000
Program costs	17,000	17,000
Total	27,000	27,000

JUSTIFICATION OF PROJECT

The Recreation Department has operated the Powell Playground at 16th and Lamont Streets, NW., for many years. It has served as a vital facility for the seven to ten-thousand persons living within a quarter mile radius of the playground.

The D.C. Board of Education has purchased the southern part of the block and will complete construction of Lincoln Junior High School in Fiscal Year 1967. The building and its surrounding components will incroach upon the playground, causing a loss of about one-half an acre and requiring the relocation and realignment of the entire playground. The tennis courts, basketball court a softball field, and the small children's play area must be replaced. The sports field, the only facility not directly affected by the new school, must be reconstructed in order to meet the increased use from the 1500 students in the junior high school. School physical education and intramural classes plus the varsity sport teams of Bell Vocational High School will use the area as well as the Recreation Department.

Furniture and equipment, $5,000

Softball backstop, benches, etc	$1,600
Metal storage boxes	900
Childrens play equipment: Sliding, whirling, and climbing apparatus; swings	2,500
Total	5,000

CAPITAL OUTLAY PROJECT SCHEDULE

Department: Recreation.
Project title: Brentwood Park Recreation Center.
Project number: 12-65.
Location: 6th Street and Brentwood Parkway at Penn Street, N. E.
Scope of work: Development of the area as a recreation center and play area for new school; activity (night) lighting.
Fund: General.

	Estimated cost	Funds available to date	Requested in budget	Estimated balance needed to complete
Site				
Preliminary survey				
Plans and specifications	$15,000		$15,000	
Construction	175,000			$175,000
Furniture and equipment	5,000			5,000
Total	195,000		15,000	180,000

Estimated increases in operating expenses

	1st year cost	Full year recurring cost
Maintenance and operating costs	$15,000	$15,000
Program costs	36,000	36,000
Total	51,000	51,000

JUSTIFICATION OF PROJECT

The loss of green space to highways and other public works is a major handicap to the continuation of our present youth and adult sports program. Even now, softball and baseball games are limited by time rather than innings. The loss of additional fields will force a reduction in the number of teams, leagues, and games played. Our youth and adult interest and participation in out-of-door sports activities have taken a sharp upward turn. We must develop the remaining "green spaces" already assigned for these purposes to meet the ever-growing demands of our youth and adult population.

Brentwood Center is presently being used for sports within its limited and meager development. Complete development will allow better utilization of this area. The installation of activity lighting will provide longer hours of operation which will increase services and help compensate for areas already lost and for those to be lost in the downtown area in the near future. The site is ideally served by public transportation.

We have been informed that the D.C. Public Schools will complete construction of Hamilton Junior High School adjacent to this site in 1967. Dual utilization for maximum use of the site, if timed with the school development, would be timely and appropriate.

Furniture and equipment, $5,000

Softball backstop, benches, etc	$1,600
Metal supply boxes	900
Children's play apparatus: climbing, whirling, and sliding apparatus, swings	2,500
Total	5,000

CAPITAL OUTLAY PROJECT SCHEDULE

Department: Recreation.
Project title: Wheatley Playground.
Project number: 12–12.
Location: Montello Avenue and Neal Street, N.E.
Scope of work: General development of neighborhood playground.
Fund: General

	Estimated cost	Funds available to date	Requested in budget	Estimated balance needed to complete
Site				
Preliminary survey				
Plans and specifications	$5,000		$5,000	
Construction	50,000		50,000	
Furniture and equipment	5,000		5,000	
Total	60,000		60,000	

Estimated increases in operating expenses

	1st year cost	Full year recurring cost
Maintenance and operating costs	$10,000	$10,000
Program costs	21,000	21,000
Total	31,000	31,000

JUSTIFICATION OF PROJECT

Recent land acquisitions have enlarged the play area adjacent to the Wheatley Elementary School. School expansion will encroach upon and over-tax the small existing area.

There are an estimated 7,600 persons residing within a four block radius of the area. Nearly 2,000 are children under the age of 18. Experience has shown that the same program and activities cannot be provided for younger children and teenagers. For this reason, it is especially necessary to separate services to younger children from those of the teenager.

Because of the uniqueness of its character, Wheatley Playground would be developed for small children and programmed for that age group. Older children who can easily travel farther than the younger children, would be encouraged to attend the Trinidad Recreation Center, a few blocks away and a larger area more adaptable to teenage activity.

Furniture and equipment, $5,000

Softball backstop, players benches, etc	$1,300
Basketball backstops and benches	250
Elementary and Pre-school play equipment: Space Platform, Toby Turtle, Dome Whirl, Muscle Man, Earn-A-Slide, Spider Climber, Tunnel Network, Jack and Jill, Trail Blazer, large and small swings, sandbox, etc	3,000
Metal storage boxes	450
Total	5,000

CAPITAL OUTLAY PROJECT SCHEDULE

Department: Recreation.
Project title: Chevy Chase Community Center.
Project number: 12–76.
Location: 5601 Connecticut Avenue, N.W.
Scope of work: Design and construction of new recreation structure to replace obsolete building; razing old structure; and complete redevelopment of site.
Fund: General.

	Estimated cost	Funds available to date	Requested in budget	Estimated balance needed to complete
Site				
Preliminary survey				
Plans and specifications	[1] $64,000		[1] $64,000	
Construction	800,000			$800,000
Furniture and equipment	20,000			20,000
Total	884,000		64,000	820,000

[1] Estimate does not include air conditioning.

Estimated increases in operating expenses

	1st year cost, 6 months	Full year recurring cost
Maintenance and operating costs	$8,000	$16,000
Program costs	15,000	30,000
Total	23,000	46,000

JUSTIFICATION OF PROJECT

The existing structure, the old E. V. Brown School, was abandoned and declared obsolete by the D.C. Public Schools in 1942. In 1946, the Recreation Department assumed operation and has shared it for a number of years with the D.C. Public Library.

Each year the cost of maintaining this structure becomes more and more expensive, rising to $45,000 for Fiscal Year 1965. It has become so expensive that the D.C. Public Library plans to build its own structure on the unoccupied north corner of the site.

The building is infested with termites. The D.C. Fire Department will not permit use of the second floor because of the fire safety code. Corrections would almost completely demolish the existing structure.

The overwhelming use of this building by area residents is pointed up by the facts that it was open 359 days in Fiscal Year 1965 and, this past year, participation was over 234,000.

The only feasible solution is to request funds for the planning and construction of a new structure which will be related to the projected Library structure for which construction funds have been approved by the House in Fiscal Year 1966 budget.

Furniture and equipment, $20,000

Basketball backstops, benches, etc	$500
Preschool play equipment, furniture, etc.: Whirling, sliding, and climbing apparatus; sandbox, swings, etc	2,600
Older children's play apparatus	2,500
Auditorium and stage equipment, furniture, etc	7,500
Shops' equipment	6,000
Metal storage boxes	900
Total	20,000

69–796—66——40

CAPITAL OUTLAY PROJECT SCHEDULE

Department: Recreation.
Project title: North Michigan Park Playground.
Project number: 12–49.
Location: 13th and Emerson Streets, N.E.
Scope of work: Development of a neighborhood playground with structure.
Fund: General.

	Estimated cost	Funds available to date	Requested in budget	Estimated balance needed to complete
Site	$88,000	$88,000		
Preliminary survey				
Plans and specifications	15,000		$15,000	
Construction	155,000			$155,000
Furniture and equipment	10,000			10,000
Total	268,000	88,000	15,000	165,000

Estimated increases in operating expenses

	1st year cost, 6 months	Full year recurring cost
Maintenance and operating costs	$5,000	$10,000
Program costs	12,500	25,000
Total	17,500	35,000

JUSTIFICATION OF PROJECT

There is a small residential pocket bounded by St. Gertrude's School, Gallatin Street, and South Dakota Avenue, N.E. Nearly four acres was recently purchased from St. Gertrude's School to be developed as a neighborhood playground. There is no small children's recreation area within convenient access of these residents, the nearest being Riggs-LaSalle, three quarters of a mile away.

It is desired to construct a small structure, a sports field, a hard surfaced multi-use area, a spray area, apparatus areas, and other active recreation facilities which are normally supplied at a neighborhood playground.

Activities and programs will be planned primarily for small children.

Furniture and equipment, $10,000

Softball backstop, benches, etc	$1,600
Basketball backstops, benches, etc	400
Elementary and older childrens play equipment: Whirling apparatus, sliding apparatus, swings, climbing apparatus, etc	3,900
Preschool play equipment and furniture: Sandbox, climbing apparatus, swings, sliding apparatus, whirling apparatus, etc	3,200
Metal storage boxes	900
Total	10,000

WATERGATE CONCERTS AND SYLVAN THEATER

Senator BYRD. All right. Mr. Cole, also file for the record information which will indicate the funds requested for concerts and performances at the Watergate by the Washington Civic Opera Association, the Shakespeare Festival, and so on.

Mr. COLE. Will do, Mr. Chairman.

(The information follows:)

Funds requested by the Department and approved by the House Sub-Committee on D.C. Appropriations are as follows:

Shakespeare Summer Festival	$5,000
Watergate Concerts	3,000
Washington Civic Opera	5,000
Total	13,000

The 1966 Appropriation contained the following monies for our culture programs:

Shakespeare—26 performances with attendance of 73,000	$2,000
Watergate—9 performances with attendance of 63,000	10,000
Washington Civic Opera—3 performances with attendance of 76,000	6,000
National Symphony—5 performances with attendance of 17,000	25,000
Symphony and Ballet—3 performances with attendance of 14,000	8,100
Total	51,100

NIGHT LIGHTING, STAFFING, MAINTENANCE

Senator BYRD. We always have some questions from our interested colleagues in connection with these items. Mr. Cole, is there anything else now?

Mr. COLE. The two amendments, Mr. Chairman, that we have, one of course we have discussed this morning was the need of $489,400 for the night lighting, staffing, maintenance.

Senator BYRD. Yes, we have already gone over that I believe.

ANACOSTIA RECREATION AREA

Mr. COLE. The last one, Mr. Chairman, came up after the House hearings. It has not been introduced in the House. In the Anacostia area, the land is already available and I would like to show you this if I may, sir. This is the site located between the Suitland Parkway and Stanton Road SE. It is 5 acres of land which is available, and this is a wonderful opportunity because there is no cost to the District at all on the development of this site. We have been working with the Land and Water Conservation Act through the Bureau of Outdoor Recreation, in justifying projects on a matching grants basis which would give us money to finance the full development of this site which is so badly needed in the Anacostia area. This is one of our weakest areas insofar as meeting the recreation needs of the children and youth, as well as the adults in the city.

Senator BYRD. For what would this site be developed?

Mr. COLE. This site would be completely developed as a recreation area with swimming pool, and I have with me, Mr. Chairman, to show you the interests of the youth in the area, this is their concept of what they would like to see on that particular site which they themselves did.

I have been in close contact with them and they have expressed a great interest for full development of this site. All we are asking for here, Mr. Chairman, is authority to proceed with the project. There are no District funds that would be involved in this at all.

FORT STANTON, FAIRFAX PLAYGROUND, AND ARBORETUM PLAYGROUND

We have three projects in the fiscal year 1967 budget which have been approved by the House that can be used according to the informa-

tion that we have been getting through the BOR representatives, the Bureau of Outdoor Recreation representatives, namely Fort Stanton, which is one of our top projects in the 1967 appropriation which the House has approved, the Fairfax playground, and the Arboretum playground. The total for these projects is $845,400, and the Bureau of Outdoor Recreation has requested of us, what could we do which could improve even upon that which we had planned to do at these sites, and give them a rough estimate, which we did, and that total was $980,000, for which they will give us a matching grant of $490,000, and with this matching grant money, based on these three approved projects, of course if your committee too will also approve the same projects that the House approved for us, Mr. Chairman.

ANACOSTIA RECREATION AREA

We could go in for full development of the projects that we are requesting here in Anacostia. The land is available, so there is no acquisition required.

We have presently available to the District of Columbia through the Land and Water Act, based on our projects which have been qualifying for funds through the Bureau of Outdoor Recreation a sum of $827,000 which can be used as a part of the funds needed to pay for the development of this project in Anacostia, if we can get the authorization. None has been expended yet.

MATCHING FUNDS

Senator BYRD. Mr. Herman, can you speak to this item further?

Mr. HERMAN. Yes, sir. This project will give us an additional recreation area including a swimming pool by the method that Mr. Cole has outlined. We will need no more appropriations. Credits are given under Federal grants for outdoor recreation and can be used to replace the District funds in the areas mentioned by Mr. Cole—the District funds could then be moved over to match the other Federal funds available for the new project. In that way we get an important recreation area, including a swimming pool, within the available funds.

Senator BYRD. Was this item presented to the House?

Mr. HERMAN. No, sir.

Mr. COLE. No, sir. I think I mentioned that, Mr. Chairman. This came up after the House hearing.

Mr. LEECH. The projects were not certified as being approved projects at the time we had the House hearings by the Bureau of Outdoor Recreation.

Mr. COLE. That is right.

JUSTIFICATION

Senator BYRD. Well, you had better present some further testimony in writing on this.

Mr. COLE. I will be glad to, Mr. Chairman.

(The justification follows:)

A recreation center, Douglass Dwellings (Project 12-113) is needed to serve the community bounded by Suitland Parkway, the District line, Camp Simms and St. Elizabeths Hospital grounds. An existing undeveloped 5 acre section of park property located just off Ft. Stanton Terrace, S.E. is available for more intensive

development. There is a very pressing need in this Anacostia Community for a fully developed community center, playground and swimming pool. Such a development would serve the Frederick Douglass and the Stanton Public Housing Communities, and a growing population in numerous private apartment dwellings surrounding this site.

This project will definitely meet and vastly improve the critical needs for recreation in this heavily populated Anacostia-Garfield area of the city, if we can get Congressional authorization to proceed. There are six large housing projects in the area, namely, Douglass Dwellings, Woodland Terrace, Knox Hill, Stanton Terrace, Sheridan Terrace, and Barry Farms. Many private apartment buildings are under construction with a number having been completed within the past year.

Many social problems of the area especially the need for improving recreation and leisure opportunities of the citizens could be met, if our request for authorization is granted.

Public pressure for developed recreation facilities has been demonstrated with more frequent and persistent demands from area youth organizations, UPO, neighborhood centers and other organized citizens groups. This facility will be constructed by the use of a Bureau of Outdoor Recreation matching grant from the Land and Water Conservation Fund.

The Land and Water Conservation Fund Act (P.L. 88–578) authorizes the District of Columbia to share in matching grants for acquisition and development of outdoor recreation. The Land and Water Conservation Fund is an accumulation of funds from (1) admission and uses fees at certain federal recreation areas, (2) net proceeds from sale of surplus federal real property, and (3) existing tax on motorboat fuels. Through a formula these funds are allocated to the states to match equal amounts provided from other sources. The Bureau of Outdoor Recreation administers the grant program.

When the 1967 budget request was being prepared the District had not yet been declared eligible for the grant program. Therefore, the budget estimate includes the full cost of construction and not the net cost to the District as subsequently determined through use of the grant program. There will thus be a savings in the appropriation as now approved by the House.

This savings will be sufficient to constitute the District's 50% of cost for another project (Douglass Dwellings) with the other 50% coming from the Land and Water Conservation Fund. The amendment before the Senate requests permission to transfer these anticipated project surpluses to the credit of a new project (Douglass Dwellings) with the balance coming from the Land and Water Conservation Fund. The District will therefore, be able to develop four projects instead of the three originally planned without requesting any more funds.

The Land and Water Conservation Fund requires that grant funds must represent an increase in the level of expenditures for outdoor recreation in the District. This can be accomplished in two ways: (1) by expanding the scope of work planned for a project, and (2) by moving ahead the target date of a project.

Both of these means are being used in the District. The Fort Stanton project is being enlarged in scope beyond that first contemplated. Rather than the $389,000 first thought to be the construction cost the revised scope of work raises the cost to $510,000. The Douglass Dwellings project, if authorized, will move ahead the originally scheduled construction from 1969 to 1967.

Presently the House has approved $385,400 for development at Ft. Stanton, $290,000 for Fairfax, and $170,000 for Arboretum playgrounds, making a total of $845,000. Approximately $490,000 additional for these projects will be secured from the Land and Water Conservation Fund. Our estimate of development costs is approximately $980,000. Therefore, there will be roughly a $350,000 savings from the 1967 appropriation for these three projects. If this amount is allocated to the development of Douglass Dwellings Center and swimming pool, a similar amount can be drawn from the 1967 Land and Water Conservation Fund allotment and the project would be fully financed.

It is believed to be in the best interest of the District to anticipate this surplus and plan now for its disposition. Later decisions as to its use would delay the project and lay us open to criticism for not planning ahead. If the need can be seen now, and it can, then we should move positively to its resolution. The attached table shows the appropriated monies, the estimated cost, the BOR matching grants and the savings.

Authorization would accord the District of Columbia its first real opportunity to develop a much needed recreation center under the Land and Water Conservation Fund. We have been in close contact with representatives of the Bureau of Outdoor Recreation and our D.C. Budget Office and are thoroughly advised on procedures related to this operation. Other cities in the United States have moved forward with the development of outdoor recreation areas under the 50% matching grant through the Bureau of Outdoor Recreation.

Night Lighting, Deletion of Planning

Mr. Cole. That is all I have, Mr. Chairman, unless there are some questions. Oh, Mr. Chairman, there is one thing that Mr. Lemmon just reminded me. Because of the night lighting program that we have had this summer, and in our presentation of capital projects to the House, activity 5, night lighting, there was a request for $5,000 for specific plan money, and we would at this time request that that be deleted because the lights have been installed at these playgrounds.

Senator Byrd. All right.

EDUCATION

Public Schools

Ability Grouping in the School System

Senator Byrd. The responses of Dr. Hansen to my inquiry for certain data on grouping in the school system will be placed in the record at this point.

(The requested data follow:)

Superintendent of Schools,
Washington, D.C., October 6, 1966.

Hon. Robert C. Byrd,
U.S. Senate,
Washington, D.C.

Dear Senator Byrd: I am pleased to submit responses to your request that I supply information on the following items:

1. Information regarding ability grouping in the school systems of other jurisdictions.—A National Education Research Report, 1961–R10, showed that 23.1 percent of the cities of over 500,000 provided separate classes for slow learners, 69.2 percent made limited provision with 30.8 percent of these planning to expand. Of the 7.7 percent not providing separate clases, 3.8 percent expected to add the service.[1]

In the same report the largest school districts (500,000 and over) reported providing separate classes for gifted pupils.[2]

In 1949, speaking of the District of Columbia Public Schools, Strayer advocated special curriculums for the fast and slow learners:

"But recognition of the importance of common needs does not imply identical learning activities for all youth. Obviously this could only lead toward mass mediocrity. Investigations of the characteristics of adolescents have repeatedly shown the wide diversities in their abilities, achievements, interests, and personal needs. As everyone knows, pupils of the same chronological age vary greatly in the rate and quality of their learning. Most pupils make what is

[1] NEA Research Report 1961–R10, page 24.
[2] *Ibid.*, page 20.

commonly called normal progress in their school subjects. But at the extremes will be found some who learn very slowly and others who learn very rapidly. Unfortunately, school programs are geared primarily to the middle 25 to 40 percent. Some adjustments in curriculum and methods are made for the slow learners, but typically in American secondary schools little is done to provide learning experiences commensurate with the abilities and needs of the gifted. What this means is that gifted youth, who possess the greatest potentialities for leadership and for making distinguished contributions in the arts, science, literature, and every other field of endeavor, are often neglected." [2]

2. Provide a definition of Team Teaching and your comments thereon.—Some authorities say that whenever two or more teachers get together to plan lessons and share teaching responsibilities, then they are team teaching.

Teams may work vertically—on a single subject at different grade levels.

They may work horizontally at one grade level but with different subjects.

Each team has a leader, paid a higher rate than others.

Others on team: Master teacher, regular teacher, intern, aides and clerks.

"Basic to concept of Team Teaching is the sharing of effort, abilities, and specific responsibilities." [3]

CHARACTERISTICS OF PROCEDURE

1. Large-group instruction. (60 to 150 pupils taught by one teacher in lec ture room.)
2. Small-group instruction. (10 to 15 pupils taught alternately by one teacher.)
3. Independent study. Students spend class time on independent study.
4. Planning periods. Team members require time during the day to plan together.
5. Teacher assistants. Interns, aides, clerks.
6. Technological Tools. Overhead projectors, movie projectors, etc.

Team teaching as a term was first used in 1957. First current project was instituted in 1957 at Franklin School, Lexington, Massachusetts.

In 1930, Hosic's Cooperative Group Plan was most similar to current team teaching.

EVALUATION

"Educators say it is too soon for a final evaluation and that conclusive evidence of its effectiveness has not had time to accommodate." [4]

"The history of education shows that our schools are easily attracted to bandwagons and like to adopt fads and innovations." [5]

"A consideration of studies, opinions, and school programs seems to indicate that no final stamp of approval can be put on team teaching. Some schools rush into a team teaching project without careful planning and preparation, and failure will be the result. On the other hand, many educators believe that team teaching can be effective if certain conditions are met." [6]

MY COMMENTS

The chief advantage of team teaching is exposure of weaknesses of teachers. In a team situation, a poor teacher is identified by the other members of her team.

In a period of great concern for individual differences, I seriously doubt the efficiency of using the lecture method consistently for up to 200 pupils. Judicious large group presentations at infrequent intervals may be justified.

Further evaluation of the team methodology is needed before applying it to a total school program. In any case, team teaching does not substitute for ability grouping or the so-called track system. Large group instruction in fact increases the need to reduce the heterogeneity of the class.

3. Identify other school systems which group by ability in the elementary schools.—The report of the Task Force on Antipoverty in the District of Columbia of the Committee on Education and Labor, House of Representatives, 1966, includes a survey of grouping practices in the elementary schools.

[3] Excerpt from the Report of a Survey of the Public Schools of the District of Columbia, submitted by George D. Strayer, Director of the Survey, February 28, 1949, page 541.
[4] SRA Research Report, "Team Teaching," 1965, page 2.
[5] *Ibid.*, page 4.
[6] SRA Research Report, Part II "Team Teaching," page 4, 1965.

The following 17 school systems answered affirmatively in response to the question: Do you group by ability in the elementary school?

1. Los Angeles
2. San Francisco
3. San Diego
4. Miami
5. State of Hawaii
6. New Orleans
7. Baltimore
8. Detroit
9. St. Louis
10. New York
11. Cleveland
12. Cincinnati
13. Philadelphia
14. Pittsburgh
15. San Antonio
16. Seattle
17. Milwaukee

4. Do ability grouping practices vary from one jurisdiction to another?—Grouping practices vary, but they exist in one form or another. In Milwaukee, for example, where the primary school is ungraded, the report declares "It is possible to have ability grouping in the organization of classes. . . . Special grouping is provided for the several sorts of classes in special education; e.g., grouping of mentally retarded children, children with learning disabilities, emotionally disturbed children, etc." [8]

5. Supply information regarding grouping practices at the secondary level in other jurisdictions.—The Task Force [9] survey of grouping practices at the secondary level shows that in 19 schools everyone reported ability grouping of one kind or another. Some call their programs track curriculums. Others avoid reference to track, but nevertheless describe variations in curriculum levels that relate to academic ability.

New York, for example, uses a variety of grouping systems depending upon the principals. The report describes honors classes and classes for slower learners. In Milwaukee pupils are grouped by required and elective subjects with special grouping for mentally retarded pupils and pupils with learning disabilities. St. Louis uses a three track system.

Without exception, the 19 city school systems employ ability grouping for academic instruction. Some have classes for advanced and slow learners. Others have, in addition to classes, sequences of curriculum offerings that are given such names as college preparatory, business, shop, etc. In the latter cases pupils may elect a curriculum, thus contract to complete the subjects specified for that curriculum. With or without defined sequences, however, each of the 19 school systems employed forms of ability grouping.

May I again thank you for your dedicated interest for the improvement of education for all of the children of the Washington schools; for those from all walks of life, various abilities and potentials, regardless of race, creed or economic background.

I am sure your determination provides challenging educational opportunity for every child.

Sincerely yours,

CARL F. HANSEN,
Superintendent of Schools.

SUBCOMMITTEE RECESS

The subcommittee will stand adjourned until Tuesday at 9:30, at which time the outside witnesses will be heard.

Thank you very much, ladies and gentlemen. Again, I am sorry that we had to stay so late.

(Whereupon, at 8:55 p.m., Saturday, October 1, 1966, the subcommittee adjourned until 9:30 a.m., Tuesday, October 4, 1966.)

[8] Report of Task Force on Antipoverty in the District of Columbia, page 110.
[9] *Ibid.*, pp. 111–117.

DISTRICT OF COLUMBIA APPROPRIATIONS BILL FOR FISCAL YEAR 1967

TUESDAY, OCTOBER 4, 1966

U.S. SENATE,
SUBCOMMITTEE OF THE COMMITTEE ON APPROPRIATIONS,
Washington, D.C.

The subcommittee met at 9:35 a.m., in room 1224, New Senate Office Building, Hon. William Proxmire presiding.

Present: Senators Proxmire, Byrd, Bartlett, and Tydings.

DISTRICT OF COLUMBIA

NONDEPARTMENTAL WITNESSES

SUBCOMMITTEE PROCEDURE

Senator PROXMIRE. The District of Columbia Subcommittee of the Senate Appropriations Committee will come to order. I am going to ask witnesses to be extremely brief in their presentation, and provide for a maximum, unfortunately, of 5 minutes. There are 66 witnesses to appear before the committee today, which is in my experience a new record.

I want to commend everybody who is here. It demonstrates a deep, real, and sincere interest in your own government. I think that your appearance demonstrates you conscientiousness and your conviction about the importance of good citizenship.

EDUCATION

STATEMENT OF JESSE L. REEVES

ANN BEERS ELEMENTARY SCHOOL EXPANSION

Senator PROXMIRE. Our first witness I understand wants to make a very brief statement—Mr. Jesse L. Reeves. Go right ahead.

Mr. REEVES. Yes, sir. As an alternative to the destruction of good quality homes for the expansion of Ann Beers Elementary School, will the Senate consider the acquisition of enough park space from Fort Davis Park for the expansion?

Thank you, sir.

Senator PROXMIRE. That is a wonderful example of brevity, Mr. Reeves. Thank you very much.

Mr. REEVES. Thank you, sir.

WELFARE

STATEMENT OF MRS. CARROLL PERRY, CHAIRMAN, PUBLIC WELFARE ADVISORY COMMITTEE ON DAY CARE

PUBLIC DAY CARE SERVICES

Senator PROXMIRE. Our next witness—No. 1, I understand it is helpful to call the numbers—Mrs. Carroll Perry, chairman, Public Welfare Advisory Committee on Day Care. Mrs. Perry.

Mrs. PERRY. Mr. Chairman, my name is Mrs. Carroll Perry, Jr. I am chairman of the Public Welfare Advisory Committee on Day Care in the District of Columbia. The members of this committee are appointed by the Board of Commissioners. It is charged with the responsibility of advising the Director of the Department of Public Welfare on day care needs in the community and of making recommendations in regard to the Department's role in meeting these needs.

Mr. Chairman, as you know, the effective and judicious use of day care services is a major bulwark in protecting children from neglect during periods in the day when their parents are not able to be in the home.

Our committee is grateful for the opportunity to present testimony on such a vital matter as day care, and we wholeheartedly endorse the Department's day care requests in the fiscal year 1967 budget. These requests call for a total day care appropriation of $263,174, which represents an additional $100,000 over this year's appropriation. Included in this appropriation and of critical importance is the Department's request for four additional day care positions which are vital to the administration of a sound and effective day care program. I urge your committee's approval of these requests.

Mr. Chairman, we are gratified by the impressive progress the Department of Public Welfare is making in developing what promises to be an outstanding program.

We are also appreciative of your efforts, and of the support of the members of your committee and of the entire Congress, in permitting the broadening and extension of the public day care program in the District. Along with several community groups, the Department of Public Welfare is today attempting to meet more effectively the community's vast day care needs. The Department of course continues to provide day care to the children of mothers in training. It is also providing such care through its child welfare program and through its title V work training center. Perhaps most significantly, we are advised that the Department is now beginning to move in the major direction of providing day care services to children of working mothers who need subsidized care.

Mr. Chairman, I believe that the investment we make in public day care services will redound to us many times over. A broad and soundly directed public day care program not only assures the protection of children from neglect, but affords them a richer opportunity for growth and development. The family is kept together and the mother has the satisfaction of being able to retain the responsibility for her children. From an economic standpoint, day care strengthens the family's independence.

We believe the Department of Public Welfare's 1967 day care program requests are indicative of the Department's desire to move its day care program in this direction and we respectfully urge your approval of these requests.

Thank you very much.

Senator PROXMIRE. Thank you.

STATEMENT OF MRS. WAYNE COY, CHAIRMAN, PUBLIC WELFARE ADVISORY COUNCIL, DISTRICT OF COLUMBIA DEPARTMENT OF PUBLIC WELFARE

WELFARE BUDGET

Senator PROXMIRE. Our next witness is Mrs. Wayne Coy, Chairman, Public Welfare Advisory Council, District of Columbia Department of Public Welfare. Mrs. Coy.

Mrs. COY. Thank you, Senator, for this chance to testify for the Public Welfare Advisory Council of the District of Columbia.

We of the Public Welfare Advisory Council believe that during this past year real strides have been made in our public welfare programs. With the help of the Congress and by fully utilizing Federal funds available, increased efforts have been possible to keep families together and to help many of them gain independence. It is difficult to measure in statistics alone, but we believe that many of these measures, preventive in nature as they are, will prove to be investments for the future.

There continues, however, to be much more to be done. The work training program has demonstrated this since it was established about a year ago; 1,303 families and 4,170 children have been served. With help in handling the many problems these families have faced and with training and job counseling, 249 are now on full-time employment following completion of training with average weekly earnings of $73.66 as compared to an average weekly training grant of $46.69. The council has given particular attention to the evaluation of this program and considers it to be highly successful. Financed as a demonstration project fully by Federal funds we are convinced that it must be gradually incorporated into the Department's permanent program. We therefore strongly endorse the Department's proposal to gear the program of temporary assistance for the unemployed into this program of job training and placement on a permanent basis by removing the current restrictions which limit eligibility to 6 months duration and the maximum grant to $200 per month. We make such a recommendation, however, on the basis that, as the plan requires, it be geared into a job training and placement program.

ADEQUACY OF PUBLIC ASSISTANCE GRANTS

The council this past year and a half has given long and careful study to the adequacy of the public assistance grants for those who are eligible and must for a variety of reasons and for various periods of time depend on public assistance. The most critical problem is that relating to allowances provided for shelter, which have not been altered since 1953. In its study of necessary revisions of this allowance the council took into consideration a number of factors including not only the high rental levels in the District of Columbia, but also the lack of

adequate decent housing particularly for larger families. Our studies show over 50 percent of our families are paying an average of 18 percent more than allowed in the grant. However, we did not consider that a flat increase of 18 percent would solve the problem since we wanted to insure that with increased allowances there would also be a guarantee of improved housing. Therefore the plan as presented in the budget provides for housing specialists to review the adequacy of housing in each case before rental allowances are increased and to provide assistance to families in finding better housing where this is indicated. This plan as presented in the budget was developed by the Department and approved by the council and the Board of Commissioners. We strongly urge that funds be allowed for staff as requested so that this program can be initiated immediately.

Low Rent and Adequate Housing

Our particular concerns have remained constant:

1. We need more low cost, low rent housing, especially for large families. Nobody, at any rental, should live in the midst of vermin, without heat, or plumbing, or electricity, or privacy, or self-respect.

2. We need stimulation, public and private, for the reconditioning of every presently available domicile to meet code requirements. An assurance of a just rent and more homemakers to work with AFDC mothers can go a long way in such stimulation.

Our new concern is that the two large tracts, Government owned in the District and now available for development, might go for purposes other than the kind of housing so desperately needed by people without bargaining power or alternatives.

No head of a family, man or woman, can maintain his or her self-respect or pass it along to the children in the household if that family is forced to live in squalor and misery.

Junior Village

One of the most encouraging aspects of our work this past year has been the gradual and steady downward trend in the Junior Village population. At the end of fiscal year 1966 there were 595 children in care at this institution as compared with 805 the previous year. Increased staff in the Child Welfare Division, the family emergency services project in Child Welfare Division, the crisis assistance program, temporary assistance for the unemployed, our work training program, and the 24-hour shelter for the homeless have all contributed to this decline in population.

The proposed increase in foster home board rates and the proposal to establish group foster homes are also vital factors in this respect. We now have over 900 foster homes in operation. More, of course, are needed and particularly group homes where we can keep children of the same family together. The additional staff requested are also essential to permit us to continue this expansion. Additional funds for day care and homemaker services will give us additional help in keeping families from being disrupted.

We are convinced that if these programs can be maintained and expanded this population can be further reduced. But a look at the reasons for admission to Junior Village as tablulated by the Depart-

ment, and available to you, is convincing evidence that Junior Village cannot in the foreseeable future be converted to other purposes. Approximately 50 percent of those children admitted from October 1965, through February 1966, will probably never have a home to which they could return safely. These children have been abused, deserted, or wholly without parental supervision or care.

No one regrets this more than the Department of Public Welfare and its Child Welfare Division. Planning for these children can only be based on the realistic acceptance of the inevitable and sad necessity of providing substitutes for such inadequacies. While plans are being worked out for these youngsters, every opportunity must be seized to stimulate, educate, and nurture them with tender loving care.

SCHOOLING

Junior Village should have its own school for the small and lost. Operation Headstart at the village has given convincing proof that these children respond in a most gratifying way. These are our most deprived children. Their early schooling should be geared to their extraordinary needs with especially sensitive teachers, small classes, special equipment—and not in makeshift facilities. The Council asks you to reinstate funds for this school in the amount of $950,000.

In conclusion, we believe strides are being made toward an attack on the fundamental cause effecting dependency. The Council, as citizens of the District of Columbia, are committed to continued review and careful scrutiny of all aspects of our Public Welfare program. We endorse the Department's budget requests totally and appreciate the careful consideration the Congress has given to these requests.

Senator PROXMIRE. Thank you Mrs. Coy. I notice that you condensed your remarks.

Mrs. COY. I did.

Senator PROXMIRE. Your entire statement will be printed in the record.

Mrs. COY. Thank you very much.

(The statement appears on 1125.)

STATEMENT OF JAMES BUTTS, NATIONAL ASSOCIATION OF SOCIAL WORKERS, METROPOLITAN WASHINGTON CHAPTER

WELFARE DEPARTMENT BUDGET

Senator PROXMIRE. Our next witness is Mr. Edwin Marksman. Is Mr. Marksman here, No. 3?

The National Association of Social Workers, Metropolitan Washington chapter, Mr. Marksman.

Mr. BUTTS. I am James Butts, replacing Mr. Marksman.

Senator PROXMIRE. Will you spell your last name?

Mr. BUTTS. B-u-t-t-s. I represent the Metropolitan Washington chapter of the National Association of Social Workers. Our chapter numbers more than 1,500 professional social workers. About two-thirds of our chapter's membership reside and work in the District of Columbia. Our bylaws include as objectives of the professional asso-

ciation, the improvement of the conditions of life in our democratic society through the utilization of the knowledge and skills of social work. We are committed to work toward the prevention of suffering and alleviation of deprivation in our society and we will attack any cause of suffering that is susceptible of being influenced by social work skills and social action. We are professionally qualified to speak on the issue before the committee on the basis of our professional commitment to the dignity and welfare of all mankind, our knowledge of human behavior, and our daily involvement with the social problems of the District of Columbia.

We welcome this opportunity to present for your consideration our views on the proposed 1967 budget for the Department of Public Welfare. As a whole, the budget reflects the Department's desire to improve the quality of public welfare in this city. There are, however, certain budget items that we call to your attention as being inadequately budgeted for, or as reflecting a policy not consistent with the judgment of people professionally trained to help people reach for emotional, social, and financial independence.

Supported Programs

Our association supports the following proposed budget items as being consistent with both the realities of life in the District of Columbia's slums and with sound public welfare policy:

1. Expanded homemaker services;
2. Increased Child Welfare services;
3. Increased Day care services;
4. Additional nursing and psychological staff for Children's Center;
5. An increase in the board rate paid to foster parents;
6. Additional public assistance staff including eight positions for the emergency shelter for homeless families.

Programs for Reconsideration

HOME DEMONSTRATION

There are three items in the proposed budget that we support in principle but urge your committee to reconsider:

1. There is little controversy over the fact that large institutions tend to ill prepare children for an independent self-supporting life. The dulling effects of institutional life have been demonstrated time and time again. The group home demonstration program was an effort to provide care for children who ordinarily would be subject to the effects of life in a large institution. The Welfare Department has stated that this demonstration has been successful. We therefore feel that funds should be appropriated to the Department to double the number of group homes currently in existence. The benefits of such care should not be limited to six homes with up to five children each, but should be made available to as many dependent children as is physically possible.

HOUSING

2. Housing is one of the most basic problems of this city's poor. We feel that public funds being paid to landlords who maintain their

property in a substandard manner is immoral and contrary to sound public policy. We therefore urge that experienced housing specialists be appointed to work with landlords of buildings in which welfare clients are living. These specialists would not only consult with the landlords about the housing code violations, but would also work with the welfare recipients with regard to their housekeeping practices. We feel that the Department's request for six additional staff members to work in housing is not adequate to deal with the magnitude of the problem in the District of Columbia; a least 12 new full-time positions should be approved.

PUBLIC ASSISTANCE

3. Our organization feels that the entire public assistance grant system needs to be evaluated and, if found wanting, revised. Our experiences have shown to us the daily crises that are a part of being poor in this city. The following are examples of cases that have presented themselves at the United Planning Organization's neighborhood development centers:

A. A homeless couple came to the center seeking shelter. They were assistance recipients who had spent their December check by the 14th of the month obtaining shelter on a nightly basis because they had been evicted on the 8th of the month and had been unable to find a place. They had sought help from PAD and had been told to seek shelter with her children. This possibility was not realistic for them because one daughter was herself in emergency shelter at the Salvation Army. The couple's son was serving a 10-year prison sentence and the couple's youngest daughter had just been released from St. Elizabeths and was being cared for by someone else. Yet the worker told them to seek shelter with the children. The Welfare Department was unable to provide emergency shelter and as a result the couple were left on their own.

B. A young mother of six, who was deserted by her husband, was about to be evicted. She came to the neighborhood development center for help. The center's staff succeeded in getting the landlord to grant her an extension so that she could secure funds. The Welfare Department denied crisis assistance because the young mother had gone to North Carolina in July to deliver her last baby and had remained for a month—thus losing her status as a resident. The family was evicted and ended up at the District of Columbia welfare shelter on Eighth Street NW.

C. A 70-year-old widow lives alone on a grant of $86.50 per month. She is crippled with arthritis and as a result must wear large second-hand shoes with the sides cut out. After rent and food stamp expenses, this lady has $8 for the rest of her needs. At the time of the initial contact with UPO, she had not seen her public assistance caseworker for 5 months. This lady has no phone and lives in constant fear of dying alone, unable to secure any help.

Each of these examples reflect on the part of the public assistance staff, an inability to deal effectively with the problems of the poor. We believe that this inability has three basic causes: the overcommitment of casework staff; the rigid regulations which deny the Department the freedom to really deal with complex problems; and the basic inadequacy of welfare grants.

CASELOADS

Workers in the Public Assistance Division have caseloads in excess of 100. These caseloads make it virtually impossible for them to service each of their clients on a basis consistent with the crisis situations that are commonplace in the lives of the poor. It is obvious to us that the workers in both the homeless couple's case and the case of the 70-year-old widow were unable to adequately evaluate the depth of the problem because of the press of time. When you have a caseload of 119 you cannot afford to get too deeply involved in any one case.

ELIGIBILITY REGULATIONS

Caseworkers are also handicapped by the rigid regulations that determine eligibility for categories of cases. Residence requirements in particular constitute an effective barrier to providing assistance to people in desperate need. These residence requirements have served to deny assistance to all persons who could not prove that they have lived here continuously for a year. New York City has no such requirement and they have found that, as of February of this year, only 2.2 percent of those on the welfare roles have lived in New York City less than 1 year, and that half of that small percentage applied for aid after they had been in the city at least 6 months. New York's experience would seem to indicate that the number of people going to New York specifically to get on the relief rolls is very small. What is even more important is that people in need are helped. That there are people in Washington who are denied aid, because they have not established residence seems inconsistent with the fact that this city has been characterized as being a "Federal City" in which every citizen of this country has a definite interest.

WELFARE GRANTS

The basic inadequacy of the grants has been documented countless times. The Welfare Department itself has acknowledged that the rent allowances provided are completely inconsistent with the realities of existence in this city. Food allowances are 30 percent below the low-cost food budget plan recommended by the Department of Agriculture. If indeed we are to cease punishing the poor because they are living in poverty, then a new look should be taken at welfare grants. We urge the Congress to take the initiative and to tie the welfare grants to the cost-of-living index so as to insure that those of our fellow citizens who have to rely on public aid will not be doomed to a life of one crisis after another.

COLLECTION AND INVESTIGATION AGENCY

Finally, there is one item that we feel should be eliminated from the proposed budget and one item we feel should be added. We are greatly concerned by the continued expansion of the central collection and investigation agency of the Public Welfare Department. Our concern is based on the continued reports of invasion of private homes on the parts of the investigators. These investigations continue to strike terror in the hearts of the welfare recipients. The continued threat of search, interrogation, and surveillance serves to create in the

welfare recipient a feeling of being considered a criminal. They become alienated from the rest of society because they are treated as people who are continually suspected of cheating. In many instances, being thought of as a cheater causes people to cheat. We are not suggesting that the public interest be neglected in the case of welfare grants. Indeed we are advocating a new role for the investigation staff.

The Internal Revenue Service is probably the largest collection agency in this country, yet it does not have to resort to having 1 staff member for each 62 taxpayers. The Welfare Department is projecting a need for a total of 174 staff positions in the office of investigations and collections in order to cope with an estimated caseload of 11,091. There can be little doubt that, at least in the minds of the Welfare Department, welfare recipients require more watching than the millions of people who annually, honestly or dishonestly, fill out their income tax forms. Does the fact that they are poor mean that they are cheaters, or does the Welfare Department have some other standard for determining the need for investigation staff?

Our suggestion is that the size of the investigations staff be reduced and that the remaining staff be limited to investigations of bank balances, credit reference, and other forms of information that can be secured without interrogation, search, or surveillance of the recipients. If the revenues of this Nation can be gathered without using these tactics, then certainly welfare grants can be so administered.

Aid to Dependent Children of Unemployed Parents

Our association continues to view with alarm the absence of aid to dependent children of unemployed parents. We feel that sound principles dictate the home remain intact wherever possible. Children should not be deprived of food, shelter, clothing, and love because their parents are unemployed. Until there is full employment among District of Columbia residents, this program is essential aid to keeping families together. An unemployed father knows that his wife and children become eligible for aid to dependent children if he is out of the home. Failure to provide aid to the unemployed openly encourages family breakup and placement of children in institutions.

We urge you as Members of the Congress to consider our testimony in the light of the enabling legislation for public welfare programs. These laws sought to establish the responsibility of the body politic for the welfare of its individual citizens.

This is a concept that is consistent with an enlightened society. Let us all work to prevent this concept from being distorted by rigid regulations and punitive attitudes toward the poor.

Program of Income Maintenance

Modern industrial organization with its dependence on a money economy, creates special economic hazards for those individuals who are unable to enter the labor market or for whom remunerative work is not available. While these hazards have been present for generations, unprecedented changes in the organization of production through specialization of skills and automation threaten not only to accelerate and to multiply them, but to change their very nature by

the development of an increasingly unstable relationship between man and the marketplace.

It is not possible to predict the tempo of these changes, or to define with precision the form of industrial organization that will emerge in the next few decades. We know, however, that new social arrangements are required that will enable men to lead lives of expanding freedom and creatively. An essential element of such arrangements is a program of income maintenance that meets the needs of our times.

MEANS TEST ABOLITION

We stand for the abolition of the means test in the archaic form in which it is applied in our local public assistance program. This means test—a comprehensive examination of means and resources, applicant by applicant, as a basis for financial assistance to millions of people—nullifies the objectives of guaranteeing to every individual in our society the right to an adequate income, and does violence to basic human values.

The members of our organization believe that in a society in which there are not enough jobs for all, or in which many are not prepared to do the kinds of work that need to be done, new forms of creative activity must be recognized and developed in order to provide both for self-fulfillment and the assumption of social responsibility. The objectives require not only comprehensive programs of rehabilitation, education and training, but also an extensive and highly diversified public works program.

REORGANIZATION OF SOCIAL INSURANCE AND PUBLIC ASSISTANCE PROGRAMS

While such efforts are going forward, an adequate standard of living must be provided as a matter of right for all Americans. Our current programs of social insurance and public assistance fall short of this goal through their universally inadequate maintenance levels and their restrictive and often punitive eligibility requirements. We favor the passage and implementation of legislation that would insure (1) income as a matter or right, in amounts sufficient to maintain all persons at an adequate standard of living; and (2) the provision of payments in the most dignified and efficient manner possible.

Again our Internal Revenue Service serves as a model in which people are put on their honor to accurately report their financial situations with criminal sanctions being applied to those who are proved to be guilty of violating the law. If this system is good enough for IRS, why not use it for the administration of an income-support program?

We recognize that such a sweeping reorganization of this Nation's public welfare programs will require much consideration and debate and we present our views for your consideration. The economic strength and growth of this Nation make it not only possible but vital that increases in our national wealth be reinvested in our human resources. Such an investment promises to yield the greatest and most far-reaching benefits for our society.

Senator PROXMIRE. Thank you, Mr. Butts.

STATEMENT OF MRS. RICHARD MAYFIELD, PRESIDENT, GEORGETOWN CHILDREN'S HOUSE

DAY-CARE CENTERS

Senator PROXMIRE. Our next witness, No. 4, Mrs. Richard Mayfield, president, Georgetown Children's House. Mrs. Mayfield, I see that you have a statement.

I might tell other witnesses who have a limited number of statements it would be very helpful if one could be given to the reporter as well as to me. We have your statements. You go right ahead.

Mrs. MAYFIELD. I am Mrs. Richard Mayfield, president of the board of Georgetown Children's House, one of the oldest day-care centers in the District of Columbia. We provide care for 60 children whose mothers must work and who cannot afford private care.

Our board has voted wholehearted support of the five critical needs of the citizens' council of the health and welfare council and I would like to speak particularly of the need for expansion of day-care services.

For years, it has been recognized that the child's early years are his most formative and the key to his future. If the "cycle of dependency" which has kept some families on relief rolls for several generations is to be broken, there must be more day-care centers in the District of Columbia and all must be available to children as early as possible.

The health program of a day-care center benefits the whole family as well as the child in many ways. The child and the family become familiar with the necessity for regular medical and dental examinations. Mothers inform us that they are planning more nutritious meals for their families after seeing how their children are being fed at our day-care center.

The child's mental growth is furthered by enriching experiences to which he is exposed through trips to museums and art galleries, and through the use of libraries and other cultural facilities of the community.

The emotional growth of the child is fostered in his association with and acceptance by other children of varied backgrounds in a supervised setting. If behavior problems arise, they can be recognized and such children can be referred to child-guidance clinic for treatment, thereby preventing their development into juvenile or adults delinquents.

The regular routines and habits established in a well-run day-care center encourage stability and security which may then carry over into adult life. Despite the necessity for such routines, the individuality of each child is to be respected and developed.

These advantages have been recently highlighted in the reports of the experiences of the Headstart program.

Day care recognizes the important role of the parents and everything done for the child is planned with the cooperation of the parents, although the needs of their children always come first. They are encouraged to take responsibility for their children and family feeling is strengthened. A good day-care program helps families to function as close-knit family units and to solve their problems in the face

of educational, economic, and emotional limitations. It is appropriate to remember that day care costs the community far less than institutional care and that part of that cost is borne by the family.

The board of Georgetown Children's House strongly recommends that the appropriation for the District of Columbia Department of Public Welfare be sufficient to make it possible to meet the five critical needs indicated by the citizens' committee and especially recommends that the appropriation provide for more and better day care for all children of the community who need it.

Senator PROXMIRE. Thank you, Mrs. Mayfield.

STATEMENT OF MRS. ANNIE McLEAN, CHAIRMAN, REPRESENTING UNITED PLANNING ORGANIZATION, WELFARE COMMITTEE, NEIGHBORHOOD DEVELOPMENT CENTER NO. 3

WELFARE BUDGET

Senator PROXMIRE. Our next witness is Mrs. Annie McLean, chairman, representing United Planning Organization, Welfare Committee, Neighborhood Development Center No. 3.

Mrs. MCLEAN. Thank you very much. I am sorry that I did not have this made up earlier, but I will leave it with you.

Almighty God, our Father, which art in Heaven, we come before this Senate Appropriations Committee as the poor. Deliver me, O my God, out of the hands of the wicked, out of the hand of the unrighteous and cruel man. Know Ye that the Lord He is God, it is He that had made us, and not we ourselves, we are His people, sheep of His pasture. Hear this, all ye people, give ear all you inhabitants of the world. Both low and high, rich and poor, together. O God the Lord for Thy name's sake, because Thy mercy is good, deliver Thou me. For I am poor and needy and my heart is wounded within me for without cause have they hid for me their net in a pit, which without cause they have digged for my soul. If there be among you a poor man, one of the brethren, in the land which the Lord thy God giveth thee, thou shall not harden thine heart nor shut thine hand from the poor brother, for the poor shall never cease out of the land; therefore I command you, saying thou shall open thine hand wide unto thy brother, to the poor, and to the needy in the land. More things are wrought by prayer than this world dream. Little prayer, little power, much prayer, much power. Be not delivered: God is not mocked, for whatsoever a man soweth that shall he also reap. And let us not be weary in well doing for in due season we shall reap. If we faint not.

CITYWIDE WELFARE ALLIANCE

How and why this committee was formed:

It was formed by welfare recipients brought together by neighborhood workers and telling their grievances and complaints. Our first meeting was held March 23, 1966.

Senator PROXMIRE. May I interrupt you for a minute, Mrs. McLean. You have a very interesting and a very strong statement. It is long and it will take a lot more than 5 minutes, and I suggest that you just pick out those parts of it that you would like to emphasize, because

time, as I said, is limited, or you go ahead and read as much as you can, and we will just tell you when the 5 minutes are up.

Mr. McLean. All right, thank you very much.

We had several meetings and decided to form a committee so that we could be heard and speak for ourselves. In all areas, welfare committees were being formed so we join together as a group. That's how we formed a citywide welfare alliance.

We want all welfare recipients and low-income family who do not make enough money to pay their expenses to join in with us and help us to speak.

We are going to be heard together. I'm sure if we talk long and loud enough, we will be heard.

PROBLEMS OF WELFARE RECIPIENT

All of us who are struggling to survive on welfare in the District of Columbia know only too well the suffering and pain of poverty.

Believe me with all my heart, no one but the poor, knows and feels the struggle to survive off an inadequate grant.

It is impossible to survive off the 1953–57 budget. We want the budget up to standard of living of today. Through struggles, harassment and humiliation, we are almost forgotten by our fellow men in this God-fearing country.

We feel we must be here today. One of the things wrong with welfare is that people know so little about it. But we are beginning to learn more about it. Let those of us who are on welfare tell you about it. We know that the time has come for the poor people of Washington, by our own efforts, to do something for ourselves and the community. We hope to change some of the heartbreaking and often destruction policies and practices of the Welfare Department. We are being treated like criminals. Our presence here today supports this belief.

We are citizens of the United States. Why is it that we have to be in the District of Columbia 1 year before we can become residents of the District. We are already citizens of the United States.

We recommend that there be no denial of assistance and services to any person in actual need of the benefits available, regardless of age, race or religion, or residence or citizenship status.

Mrs. X has a son that was with her when she started receiving a public assistance check which was October 22, 1965, that she was too sick to make sure that he was home when he was supposed to be there. Now he is living with his uncle. Mrs. X wants to have her son come home, but does not have the money to send for him. Mrs. X's caseworker pointed out to him that if her son did not return home, he would have to be there for 1 year before he can receive public assistance along with his mother and the other six children.

Why is this kind of problem existing in the United States? We have all kinds of problems in this great country of ours, but if it is not reaching all the poverty-stricken people, why not. For example, I think the beauty program is great, but a beautiful yard with a child ragged or mulnutrition or hungry, while at the same time we have beautiful yards and houses that are collapsing inside——

Senator Proxmire. I hesitate to interrupt you, Mrs. McLean. This as I say is a good strong statement. The whole statement will be

printed in the record and make available to other members of the committee and of the Senate. I want to thank you very much.

Mrs. McLEAN. Thank you then. My 5 minutes are up.

Senator PROXMIRE. I apologize again that the committee cannot hear your full statement orally delivered, but as you understand, there are 66 witnesses.

Mrs. McLEAN. Thank you very much for letting me be heard.

(The statement follows:)

HOW AND WHY THIS COMMITTEE WAS FORMED

It was formed by welfare recipients brought together by neighborhood workers and telling their grievances and complaints. Our first meeting was held March 23, 1966. We had several meetings and decided to form a committee so that we could be heard and speak for ourselves. In all areas, welfare committees were being formed so we join together as a group. That's how we formed a city-wide welfare alliance.

We want all welfare recipients and low-income family who do not make enough money to pay their expenses to join in with us and help us to speak.

We want all welfare recipients and low-income families who do not make enough we *will be heard.*

All of us who are struggling to survive on welfare in D.C. know only too well the suffering and pain of poverty.

Believe me with all my heart, no one but the poor, knows and feels the struggle to survive off an inadequate grant.

It is impossible to survive off the 1953–1957 budget. We want the budget up to standard of living of today. Through struggles, harrasment and humiliation, we are almost forgotten by our fellow men in this god fearing country.

We feel we must be here today. One of the things wrong with welfare is that people know so little about it. But we are beginning to learn more about it. Let those of us who are on welfare tell you about it. We know that the time has come for the poor people of Washington, by our own efforts, to do something for ourselves and the community. We hope to change some of the heartbreaking and often destruction policies and practices of the welfare department. We are being treated like criminals. Our presence here today supports this belief.

ELIGIBILITY

When I did receive public welfare after I had gotten out of the hospital which was the 19th day of October 1965, I received my check the 22 of October 1965 but lying in bed flat on my back from October 20/65 thru November, and my oldest children had to do all transaction of business such as paying bills and buying food. My check for November was not sent to me till December. My 7 children and I would not have had any food, but the girlfriend I used to work with, call and ask me where was I going for Thanksgiving dinner I said we did not have anything for Thanksgiving, we had one peck of beans for supper that night. The child that stayed home with me put them on and the oldest girl finish dinner, which consist of beans and bread and was seasoned with margarine butter, very little of that. I was told there would be a mother helper or nurse aid come around to see me but she did not come. I ask for a child counsel to be sent out, because I was in a bad neighborhood and they needed some one to talk to them some days. I couldn't talk just a word or two, and that's all. So the social worker at the United Planning Organization contacted some one and that they were coming out there but never showed up. I was called everyday and asked if anyone came, I said no. This went on until I got so I could walk a little myself. What are the people going to do that is less fortunate than I. Just lie there and die from lack of attention. Because if you are in poverty, no one in middle class has time not even if it is his job, and the government is paying him, these kind of situations should not exist in this great, rich country of ours. Please study and think twice before coming to a decision.

TESTAMENT OF RESIDENT FOR CHANGE

Thelma Green is my name. I am the mother of nine children, on P.A.D. It took me four months to get public assistance. My children and I went through

you know what before I could get help. We was evicted and no where to go. My mother had to move because she took us in out of the cold.

What I don't understand is people in other countries or states can get help with in (24 hours) or come here to the District and get better homes and jobs if needy. When the ones who have lived here in the District most of their lives have to wait for months at a time before getting help and after you get help, you get sick so you are unable to take care of your children, you have to send him or her away to stay with someone else until you are well enough to care for him yourself. Then he is taken off the welfare income. When he returns you have to wait a year before he is put back on the welfare income. Another thing a decent place to live for large families. I've been trying since 1957 up until my family got large to get a project. I have taken my children to the hospital from insect bites, bad colds. Rats was so bad one of my children broke out with sores all over his body. I had to move, that was no better, more roaches and rats. I am sick of this. I do believe if I could get a better home, my little ones and I could live a healthier life. I am not the only mother who have been through this. If this could happen to mothers with large families it would be less children sick or out of junior vilage. This is what I believe. We need better homes and more money and clothes for our family.

ASSISTANCE OR (HELP)

I tried to get assistance in April 1965 and did not receive any. I was told by two social workers that if you make 40 hours a week that you were not eligible for any assistance. I was working as a nurse's assistant, and was making $206.00 a month that was for one adult and 7 children, I had went to legal aid for assistance paid my $1.00 register fee, and I had a lawyer to contact my husband. I went to court but he wasn't there but the judge said for my husband, to pay $42.00 a week which he hasn't done as yet. I know that if I would have had assistance with what I was making instead of being on Welfare. For at least 6 weeks, out of the summer month I tried to work two jobs so I finally was over work, and had a heart attack, and a nervous condition too, so now I am not able to hold a job. But if they has a system that would make eligibility available to them that would rather work but do not make enough for their family than to be on public assistance, because everybody do not want a hand out they want a chance, I would not have been over worked and run down. So I hope and pray that there can be a system that will help the poor people to better themselves rather than wait until it is too late, and have to get on public welfare.

WASHINGTON, D.C., *April 8, 1966.*

DEAR MRS. EVERETT: Just a line to thank you and God bless you for trying to help we poor arrivals who have gone so far down that we are under the thumbs of the Welfare which is a curse put on over our heads by people who would be standing in line for a job if it were not for people like us.

I am an old woman 84 years old. They give me $27.00. I am supposed to get by. I get $58.00 social security. I have very little left of that when I pay rent, utilities, buy batteries for a hearing aid, so I have very little, and $27.00 the fortune I get from them who are getting richer every day taking it from we poor devils. I wish you the best of luck but you will never get nothing when you stop to think of what you are dealing with.

This is all the God's truth, no name as if they found out I would not get $27.00. Many thanks. God be with you. It is another thing they take everything you have, as all of my insurance had to be turned over to them before one ever gets a cent from them, so anyway you fix it you are never ahead as they will keep you in the gutter as long as it is your fate to stay in the outfit. Much more I could write about, but what's the use. My only satisfaction—my days are numbered as I have lived my life, but I never thought it would end up in such a disgraceful manner living like this.

I am Mrs. Mary Fauntleroy. I am giving a statement about the Welfare investigation around the first of March. Two investigators came to my apartment to see me. I was at the store. My children was home when they came, so they threatened and said they would put them in Junior Village or Reform School if you tell me a lie.

So please help me with my problem.

MEDICINES

We have heard some of our officials say we are Chiselers. Why accuse under publicized people of being chiselers, the only time some of our chiselers are thought of when we have a war like in Viet-Nam.

We can't get Medicines on holidays, weekends; because our D.C. Pharmacy is closed on those days.

Why can't we have I.D. cards for medicine? We have I.D. cards for food stamps, D.C. pharmacy clinic cards. There are some drugs we can't have for instance; better diet pills. Some people think we are having a glorious time living on Welfare.

If there were some way for you all to know how we feel having to say, when we walk in a clinic and can't pay for our drugs, and doctor fees. There are some of us whose children need special shoes. We take the children to a clinic for their feet problems, we get one pair of shoes for a growing child. They give the prescription, if these shoes don't fit these shoes don't last.

As long as the doctor thinks they should. He just refuses to write another prescription, or if they are not fitted properly, we are responsible, why we are treated differently from other customers who comes in the stores?

They give us a shoe size a size and half too large, because we can't pay with cash. The shoes we are allowed to get is the cheapest, because the Welfare has a ceiling price on how much they will pay for shoes or some drugs. We are living on 1952 budgets, and 1957, Why make people sick by not giving them enough food or a decent place to live. This is what happens to Welfare people. We can't be chiselers. We don't deliberately make ourselves sick from not eating. We eat what we have, or what we can get. Then when we are sick from poor diets, this is why some times we are in hospitals or even die from poor diets.

We can get dental care, painpills, but no toothpaste. Let's look at this welfare rules; allotments or grants, whatever you wish to call it and see why it is we are called the Chiselers. The way we are living is a lot of our children and their families will grow up; an recent history, if something isn't done now.

I am writing to let you know some of the things going on that I don't like. The investigator came to my house and I thought I looked right in his face, but as soon as I left he knocked on the door and asked where I was and was I at work. He was told that I went to the store. He ask what did I have on. He came around there and there he was the man I was before I left. The next day he call on my mothers job and asked her boss where did I work. She told them she thought I worked part time. But none of my problems was ever mentioned to her. My son rides to school and I have to buy his school tickets out the money which I can't spare and have to cut down on somethings or do without. We should get more money for rent and clothes.

MEDICINE AND HOSPITAL

We should have I.D. card for medicine, that may be able to get prescriptions filled at my pharmacy instead of just the government pharmacy, because it is closed on weekends and holidays. If you or any member of your family need prescriptions filled, or refilled while it is closed, if a holiday comes on a Monday, you see you have to wait until Tuesday before you can get it filled, then after you get there you will have to stay all day before you get waited on. If your illness is critical you probably wouldn't be here from Saturday night until Tuesday. You have to suffer or die for lack of attention. I was sick I had a heart attack, and nervous condition too. My nine year old daughter had gotten sick from getting her feet wet, and coming home in a cold house. I had to get up out of bed and set up with her all night on Saturday, take her to doctor Sunday morning, he gave her a shot, and a prescription but could not be filled at the government pharmacy. I took her home, and sent the children around to the neighbor and friend's houses to try and borrow the money before I could get it filled at Peoples Drug Store. I was a patient from D.C. General Hospital, I had to go back to the clinic. I did not get attention from the doctor that was my doctor while I was in the hospital twelve days, it took them from November 12, 1965 until January 21, 1966 to get my chart, I asked about it December 10, 1965. Where was it and who could I talk to about it. Because I know the doctor has to have a history before he can give you any medicine, they said they would find it. Also between November 12, 1965 and December 10, 1965 I asked for a re-examination because I developed another condition but then I did not know what it was but I was real sick. What are the poor going to do if we can not get help when we need it.

ALLOTMENT

There were I adult and 7 children in family. I received $283.00 but I was receiving food stamps before I received public welfare for food stamp it were $86.00 for $132.00 worth of coupons, but December I received a card saying come to Taylor Street to food stamp department and bring all receipts that you have. I called down to the welfare and told them I was too sick, I couldn't come, he replied you send your sixteen year old son, I kept him out of school and did as I was told send all receipts also a note too, all in an envelope. They didn't even ask him for them but change my amount of money for food stamps to 90.00 instead of 86.00 without explanation, so I called but no one could tell me why it was changed. This is my budget, I received $264.00, for 1 adult 6 children:

Rent	$66.00
Food stamps	90.00
Electricity	35.00
Phone	7.43
Furniture	20.00
Total	219.03
Clothing	None
Cab take food home	4.80
Borrowed money, food, tokens	26.00
Cleaning articles, toiletries	10.00
Medicine (alcohol, aspirin, etc.)	5.00
Total	264.83
Sheets	None
Pillowcases	None
Towels	None
Wash clothes	None
Bedspreads	None

We would like to see the recipient the money that they get for food stamps instead of food stamps. More allotment for all household needs. Transportation money getting to and from hospital, clinics and to cab money to take your food home after you have purchased it. I hope and pray that these things be studied before a decision be made because it is impossible to live on 1953–1957 budget, with this high cost of living of today. It is still rising in price but not our checks they remain the same.

Today, I am a patient in the psychiatric ward at D.C. General Hospital. This does not mean I am crazy, but it does mean that I am emotionally unstable and in need of psychiatric counseling in order to deal with my problems.

Actually, my story is a long one, filled with problems that began in my early girlhood, problems that were unrecognizable and lead to greater ones. Suffice it to say that at 23, I have three small children totally dependent upon my efforts.

In October, after a very stormy marriage and several previous separations, my husband literally threw me out of the house. I called the one friend I knew I had, the director of the Mothers Club who had come to my rescue before. With the clothes on my back and the three babies, I moved in. Because I was in actual fear of violence on his part, this lady went with me to get our clothes. For several days, I rested and tried to bring the pieces of my family together, that I alone must manage to support these three tiny mites. Mrs. R. suggested I apply to the W.T.O.C. program for training and this seemed to promise some hope that I would eventually be able to support the children. I was placed on the waiting list and granted temporary assistance of $42.00 per week. I gave Mrs. R. $30.00 of this for housing and food for us and tried to help her where I could, looking forward eagerly to training. But my hopes were short-lived. The baby, always frail, became sick and I had to take her back and forth to the hospital. When I reported this to the worker on applying for my third check, I was told that because of this emergency, I was no longer eligible for the program. Here I was again penniless, hopeless, and with a very sick child. I asked what I could do and was told by the worker she did not know. So I applied for P.A. Nothing happened for almost a month—except the hospital wanted to admit the baby but was pressing me as to who would pay. Finally, Mrs. R. called Commissioner Duncan's office and a week later, I did get a check. Meanwhile because I was destitute, dependent upon the bounty of Mrs. R. for food and

shelter and even car fare to take the baby back and forth to the hospital, and because there seemed no way out, I moved in with a man who promised "to take care of us". Needless to say, this didn't work—three small children irritated a man old enough to be my father, there was drinking and I realized I had made another mistake. Back to the Mothers' Club I went in even sadder condition than before.

I looked for a job but because I had no real skills to offer, etc., I found nothing. Mrs. R. again suggested the W.T.O.C. program and again I applied, was placed on temporary relief and soon went in for the initial interviews. I enjoyed these; it seemed like this was a real opportunity for me to get on my feet and support the family. My husband would take no responsibility for them. This went on for two weeks and then the blow fell. I was not accepted. Dismay, frustration knowing I again would have no money at all, I asked everyone who would listen what I should do—where to turn. Finally, I heard that the decision could be appealed—I decided to do this for I knew my need was as great, my plight as desperate as that of any who had been accepted. So I began seeing first this one, that one, appearing before panels to answer questions. Seeing in this one's response some hope that I might after all be accepted, if I persisted and then being cast down into the depths of despair again when some one indicated my case was foredoomed. This went on for two weeks until I could not bear the pressure and uncertainty no longer. There was no way out—So one Saturday night, when things seemed blackest, I took an overdose of tranquilizers. Death, I thought might bring relief. But even this was denied me. I landed instead at D.C. General. My babies depended on the generosity of my only friend in the Mother Club and even now, no one in the City Welfare would help with the financial responsibilities of these babies.

STATEMENT OF JOHN NEVIUS, DISTRICT OF COLUMBIA HEALTH AND WELFARE COUNCIL

Public Welfare

Senator Proxmire. Our next witness is No. 6, Mr. John Nevius, District of Columbia Health and Welfare Council.

Mr. Nevius. Mr. Chairman, my name is John Nevius. I appear on behalf of the District of Columbia Health and Welfare Council to present our views on the public welfare aspects of the District budget.

As you know, HWC is a private organization which speaks for virtually all of the city's volunteer health and welfare agencies. It serves as a clearinghouse for community concern with welfare matters. The testimony we give today is a byproduct of that concern.

It is important for us to remember our goals. Our goal is to help people who have no money and no jobs to become useful, healthy, self-respecting, self-supporting members of the community—people who earn and spend, educate their children, enjoy their families, have normal households and participate in the life of the community. That is a large order for Washington. It is a large order for the United States. But nothing less will do, for the alternative is to maintain thousands of people at bare subsistence levels, with no feeling of loyalty or attachment to the community, with no sense of responsibility or dignity. That is the choice. And we submit that the humanitarian choice is not only morally right but in the long run, less expensive.

Because of time limitations we have chosen only six items to speak to.

Children of Unemployed Parents

The temporary aid for unemployed parents program (TAF–UP) has served as a beginning gesture in meeting an acute problem in the

District. For the first time children of an unemployed parent are eligible for temporary assistance while the parent is awaiting training at the Work Training and Opportunity Center. As of February some 458 families had been assisted through this program.

This program, however, is paid for wholly out of District funds. Moreover, it allows unemployed parents to receive no more than $200 monthly depending on the number in the family and the maximum period of such assistance is 6 months. Federal standards are not applicable since no Federal money is involved. The 6 months and $200 maximums give no assurance that basic needs will be met or that the families will be self-supporting when the 6 months expire. The limitations should be eliminated, as recommended by the Department of Public Welfare, and the Work Training and Opportunity Center should be doubled in size, as advocated by Senator Ribicoff.

HWC believes, as it has said in the past, that TAF–UP represents an inadequate substitute for the federally sponsored aid to dependent children of unemployed parents program (AFDC–UP). We believe that AFDC–UP is the best permanent ongoing program yet devised to prevent family disintegration in the wake of sustained unemployment.

Foster Home Program

We strongly endorse the budget proposals designed to strengthen the District's foster home program. These include the request for a $5 per month increase in the foster home board rate for each age category; an incentive fee of $20 per month per foster home; six additional group foster homes; and increased personnel to devise new ways of recruiting foster homes, and handle the increasing caseload.

The added inducement to foster parents provided by the incentive fee was recommended by HWC to the Department of Public Welfare over 2 years ago and we are gratified to see it included in this year's budget. The board rate increases are still below the level recommended by HWC and we believe that $75 for children under 12 and $85 for those over 12 would help augment the supply of foster homes for the benefit of children who may not otherwise escape the effects of institutional life at Junior Village.

Day Care

Many parents in training and those seeking employment could progress more effectively if they knew their children could receive adequate day care. This is an example of an excellent opportunity being presented without adequate resources being made available to exploit its potentialities. As of May 31, 1966, the Department of Public Welfare was providing for 170 children in day car centers and for 54 in day care homes. Of the $263,174 requested by the Department, $100,000 represents a request for increased day care services.

Here again, the amount will not adequately take care of the numbers of children in the District who need day care, which will enable their parents to take advantage of training and employment opportunities. If we believe that our goal should be to make people self-supporting, to take them off relief, then we should give stronger support to a program like this that enables mothers to seek employment.

Special Investigative Forces

We regret that the Department of Public Welfare continues to request an increase in its investigative and collections force, this time by 26 positions. We suggested last year that the real efficacy of such force be studied and related to the experiences of other cities. We again urge this. We seriously question whether this kind of investigative force is acceptable when related to human dignity and human need and human rights. Rightly or wrongly, the investigator is becoming a symbol of repression here in Washington. Perhaps the whole staff has suffered because of the transgressions of an overzealous few. But this is an institution which generates hostility, which polarizes the community. It is a source of conflict and of trouble. It creates explosive situations.

All claims must, of course, be validated. Public money should not be spent except in accordance with law, and fraud should not be countenanced. But there are better ways to do the job. We must do it in a way that does not inflict indignity upon the innocent.

We are opposed to filling any vacant positions or new positions in special investigative force. Vacant positions should be assigned to the social work component of the Department. Social workers should make home visits and also carry out the vital rehabilitative functions which will help people to become self-supporting and self-respecting.

Increased Public Welfare Grants

Progress is being made in closing the gap between the recognized level required for subsistence living and the public welfare grant. At present more than half of the District's welfare recipients are paying at least 18 percent more for rent than provided by the rental allotment. The proposed increase in rent allowances, by use of $600,000 under the 1965 Social Security Amendments will help reduce the amount by which it is now necessary to dip into the food component. But since welfare recipients in substandard housing are not eligible for the increase, they will not benefit. The six positions requested by the Department of Welfare to make a survey of housing in which welfare recipients live and to aid in relocation efforts, strikes us as an inadequate force to do the job. In view of the fact that this will be a slow process, that new housing resources are difficult to find, the majority of welfare recipients will continue to borrow from food money to pay rent.

Effective Crisis Assistance Programs

The newly launched crisis assistance program and the temporary emergency family shelter program have proved highly effective and have helped lower the population at Junior Village. With average grants of $100, over 400 families with some 1,400 children have received one-shot assistance. These are both excellent programs, but they need many more times the amount requested. The request for $157,000 to strengthen the crisis program is bare minimum, in view of the fact that current moneys have been used at a much faster rate than expected.

HWC does not believe that residence should be a requirement in meeting crisis need and recommends that the eligibility standards be modified accordingly.

We believe that a budget for 1967 which makes provision for the matters we have discussed will contribute somewhat toward building the capacity of those in need to help themselves become self-sustaining members of the community secure in a sense of their own individual worth and dignity.

We are grateful that the House did not cut the recommendations to the District of Columbia Welfare Department budget. We hope that the Senate will adopt the six improvements we mentioned. In any event, we urge the Senate to follow the House lead with no cuts in the District of Columbia budget. Thank you, Mr. Chairman.

Senator PROXMIRE. Thank you.

STATEMENT OF MRS. DAVID SCULL, CHAIRMAN, GOVERNING COMMITTEE, INSTITUTE OF CHURCH AND SOCIETY, COUNCIL OF CHURCHES OF GREATER WASHINGTON

PUBLIC WELFARE

Senator PROXMIRE. We will proceed to Mrs. David Scull, No. 8 on the witness list. Mrs. Scull is chairman of the Governing Committee, Institute of Church and Society, Council of Churches of Greater Washington.

Mrs. SCULL. My name is Elizabeth L. Scull. I am chairman of the Institute of Church and Society of the Council of Churches of Greater Washington. I speak before the subcommittee representing the Board of Directors of the Council of Churches, which is an ecumenical organization composed of over 400 Protestant churches in the area.

The council is deeply concerned for the welfare of the people in the District of Columbia, particularly in the field of health, education, and welfare. For years it has been quite troubled by the apparent lack of concern on the part of the Congress for providing an adequate standard of living for the people who must subsist on welfare. Furthermore, the council has been equally troubled by the number of internal problems which beset the Department of Public Welfare at various levels, thus failing to provide for the welfare recipient the service which our city should provide.

The council feels that the Congress should make a complete investigation of the public welfare program in order to determine for itself what lies behind such existing problems as the following:

(1) Institutions housing the young, old, and mentally retarded which are overcrowded, understaffed, and in which rehabilitative efforts produce minimal results.

(2) A public assistance program in which applicants wait 4 to 6 weeks to be certified, where social workers visit only once in 3 to 6 months, and where eligibility factors are treated as more important than the problems of people.

(3) A food stamp plan in which only 50 percent of those certified can avail themselves of the stamps and in which those without cooking facilities cannot.

(4) A job training program which is riddled with absenteeism and low number of job placements after training.

(5) An investigator system which is more punitive than corrective, which instills fear rather than hope in clients. We feel that this staff should be reduced and the positions filled with professionally trained personnel.

(6) A grant system that is inadequate for human needs, in which the aged must live on $86 a month and the dependent child receives only $33 a month, a situation which encourages hopelessness and despair.

(7) Health facilities for welfare recipients where the corridors and hallways are crammed with waiting bodies, where the applicant's presence is often treated as an intrusion and in a highly impersonal manner.

(8) An understaffed welfare department which is handicapped in its efforts to employ additional, adequately trained personnel, and by working conditions which encourage paperwork and limit opportunities for counseling, rehabilitation, et cetera.

(9) An agency which, in order to make an effective assessment of its goals, programs, and staff, needs to modernize its planning and management procedures. If it were an industry, this $39 million agency would not be able to compete today in the open market without modernizing.

RECOMMENDED PROGRAMS

We therefore recommend the following:

(1) Update the agency by computerizing and calling in a management analysis team.

(2) Develop a compulsory educational system in child development, health, home economics for the welfare recipients.

(3) Develop other programs to teach people how to function adequately in an urban society.

(4) Create a series of group counseling sessions designed to reach the maximum number of clients with similar problems.

(5) Create an incentive for recipients to earn above their grants, similar to allowances for the blind. Allow them to earn a maximum of $100 or $150 a month if they can. At least in this way they will be able to pay the rent, can afford to buy food stamps, and eventually become self-supporting.

(6) Pay $50 more per month for foster care, rather than the proposed $5 plus incentive pay of $20. This will eventually provide more foster homes and lessen the number of children going to Junior Village.

(7) Decentralize the department to operate in the four quarters of the District and in concentrated areas such as public housing.

(8) Make more imaginative use of volunteers and substitute mature adults for high paid social workers to check on eligibility factors.

(9) Develop a cooperative council between the health, education, and welfare services of both public and private agencies to deal with the common problems of poverty.

JUNIOR VILLAGE

We wanted to create a picture with broad strokes rather than with the small brush. However, we are aware of such distressing and disheartening circumstances like Junior Village where $300 of the tax-

payers' dollars is spent per child; an institution where the regression rate of small children grows with each passing month they stay there while separated from their parents and siblings and living in an environment that is stultifying to their social growth.

RECEIVING HOME

We are aware of the problem of the receiving home, with accommodations for 90, where 150 population is average, and the stay for many youngsters is longer than prescribed by law because the court docket is overloaded.

DIGNIFIED AND RESPECTFUL TREATMENT

Finally, we are aware that the old standard and battle cry of treating individuals with dignity and respect is still an aim and not an achievement.

The problems of which we speak here are human problems. Somehow, we must achieve a new perspective to help those less fortunate than ourselves in order to create a system which maximizes their development as responsible, social persons, and minimizes those elements which tend to create personality malfunction and social disintegration.

Thank you for permitting me to appear at this hearing.

Senator PROXMIRE. Thank you, Mrs. Scull.

STATEMENT OF MRS. MARY BYRD, NEIGHBORHOOD DEVELOPMENT CENTER, CARDOZO AREA

FOOD STAMP PROGRAM

Senator PROXMIRE. Our next witness—I am going to ask two witnesses to come forward so that we will not have to wait in between—Mrs. Etta Mae Horn, representing the Barry Farms Welfare Movement and City-Wide Welfare Alliance of Washington. Is Mrs. Horn here?

Then I will ask Mrs. Mary Byrd, Neighborhood Development Center, Cardoza area. Is Mrs. Byrd here? She may come forward.

And Miss Barbara Donald, member, board of trustees, Family and Child Services of the District of Columbia. I would like to ask both of you ladies to come forward. Mrs. Byrd, you go ahead first, and then we will hear from Miss Donald.

Mrs. BYRD. We the undersigned of the Cardozo area do not support the food stamp program.

Although in some isolated cases the program may be favorable, in the majority of cases and especially in those of large families, it is not, as after paying for the food stamps there is not enough money left to meet the basic needs for things such as rent, utilities, special medicine, and clothing and this is just to name a few.

For example, a family of seven is required to pay $90 for 136 food stamps. These stamps do not provide for things such as toilet articles for personal sanitation nor for necessary things such as detergents and other things for house cleaning.

The amount of money remaining to this family is $138 and this is not enough to meet the first basic need, and this is to pay rent to have a

place to live. The rent is $110 a month and after this is paid, only $28 is left for the month.

So due mainly to the inadequate grants it is felt the food stamp program cannot possibly work.

Before the food stamp program, this family would have to receive $240 in addition to surplus food. And now they receive a total of $164 of which $100 must go for the food stamps which leaves not enough for their remaining needs.

As a suggestion to remedy the situation, either the food stamp program must be eliminated, with a return to a better surplus food program, or the total grant authorized must be adequate to meet the cost of the food stamps and at least the remaining basic family needs.

Basically the program is a good one and is far superior to the surplus food distribution program. We should work through the food stamp advisory committee to improve the program. The program can be a good one and far superior to the food distribution program.

Our consumer advisers and aids can do much to help families use the program as another means of stretching the dollar and improving the health of their families. It is important not to confuse the inadequacies of the welfare allowances and policies with food stamp participation. We, the welfare people, need the food stamps distributed every 2 weeks instead of once a month and increase the amount of food stamps.

If the program is carried with the above suggestions, but if not, what we need is enough money to live on. Thank you.

Senator PROXMIRE. Thank you, Mrs. Byrd.

(Examples of monthly receipts and expenditures of welfare recipients follow:)

FOR THIS FAMILY THAT RECEIVES A CHECK—NINE IN FAMILY

Rent bill: $139 per month.
Food stamps: No food stamps.
Heat bill: $65.72 per month.
Water bill: $23.70.
Gas bill: $9.79.
Phone bill: $7.02 per month.
Light bill: $9.10 per month.
Shoes: $18 for boys.
One dress: None.
Household: None.
Ladies' hairdressing: $1.88.
Laundry bill: $9.79.
Drycleaning: $8 per month.
Children's books: None.
Transportation: $1 per month.
Mother's dress: $4.98 every 2 or 3 months.
Mother's shoes: $4.99 every 2 or 3 months.
Father's shoes: $9.95 every 4 or 5 months.
Father's pants: $7.99 every 5 or 6 months.
Furniture: Have no money left for furniture.
Underwear: $3.21.
Shirt: $2.99.
Sweater: None.
Jackets: None.
Coats: None.
Gloves: None.
Hat or cap: None.
Stockings: $2.39 per month.
Boots: None.
Blouse or shirt: $2.99 every 2 or 3 months.
Pillowcases: $3 every 6 or 8 months.
Sheets: None.
Bath towels: $3 every 6 or 8 months.
Wash clothes: $1.35 every 6 or 8 months.
Broom and mop: $1.69 every 6 months.
School lunch: None.
Recreation: None.
Haircuts: $8 per month.
Medicine: None.
Medical expense: None.
Dental care: None.
Shampoo: $0.29.
Epsom salts: $0.25.
Talcum powder: $0.54.
Deodorant: $0.29.
Hair promade: $0.39.
Pressing oil: $0.50.
Face cream: $0.21.
Toothpaste: $0.30.
Soap: $0.15.
Vitamins: $2.

Name: _____ Address: _____

Their monthly check is only $292 per month. It is quite impossible to support a family at this amount.

FOR THIS FAMILY THAT RECEIVES A CHECK—NINE IN THE FAMILY

Welfare committee
N.D.C.I.,
1507 9th St., NW.
Rent bill: $90.
Food stamps: $82.
Heat bill: None.
Water bill: None.
Gas bill: None.
Phone bill: None.
Light bill: None.
Shoes: $3.99–$6.99
Pair pants: $3.99–$4.99.
One dress: $3.99–$4.99.
Household: $12–14 supplies.
Laundry bill: $8.
Drycleaning: $6–$8.
Children's books: None.
Transportation: $1.80 to and from the health center by bus.
Mother's shoes: $6.99.
Mother's dress: $7.99–$8.99.
Father's shoes.
Father's pants.
Furniture.
Underwear: $2.
Shirt: $2.99.
Sweater: $4.
Jackets: $4.50.
Coats: $8.99.
Gloves: $0.75.
Hat or cap: $2.95.
Stockings: $1.50.
Boots: $2.98.
Blouse or shirt: $4.50.
Pillowcase: $0.49–$0.59.
Sheets: $2.99.
Bath towels: $0.39–$0.49.
Washcloths: $0.29–$0.39.
Broom and mop: $1.75–$1.29.
School lunches.
Recreation.
Haircuts: $2.50.
Medicine.
Dental care.
Shampoo: $0.29.
Epsom salts: $0.29.
Talcum powder: $0.54.
Deodorant: $0.29.
Hair pomade: $0.39.
Pressing oil: $0.50.
Face cream: $0.21.
Toothpaste: $0.30.
Soap: $0.15.
Vitamins: $2.

Name: ---------- Address: ----------

Their monthly check is only $275 per month. It is impossible to support a family at this amount.

FOR THIS FAMILY THAT RECEIVES A CHECK—FOUR IN THIS FAMILY

Rent bill: $53.
Food stamps: $56.
Heat bill: Furnished half of the time.
Water bill: Furnished.
Gas bill: $2.50 to $3.50.
Phone bill: $3.50 to $4.25.
Light bill: $3.60.
Shoes: $10.30 for girls in school.
Pair pants: $2.75.
One dress: $6 with tax.
Household: $12.50 suppliers.
Laundry bill: $5.
Drycleaning: $7.
Children's books: None.
Transportation: $2 to and from the health center by bus.
Mother's shoes: $3.98–$4.98.
Mother's dress: $6.
Father's shoes.
Father's pants.
Broom and mop: $1.75–$1.29.
School lunches.
Recreation.
Haircuts: $1.25.
Medicines.
Medical expenses.
Dental care.
Furniture.
Underwear: $1.50.
Shirt: $2.
Sweater: $4.
Jacket: $8.50.
Coats: $3.50.
Gloves: $0.75.
Hat or cap: $2.95.
Stockings: $1.50.
Boots: $2.98.
Blouse and shirt: $4.
Pillowcase: $0.49–$0.59.
Sheets: $2.99.
Bath towels: $0.39–$0.49.
Washcloths: $0.29–$0.39.
Shampoo: $0.29.
Epsom salts: $0.25.
Talcum powder: $0.54.
Deodorant: $0.29.
Hair pomade: $0.39.
Pressing oil: $0.50.
Face cream: $0.21.
Toothpaste: $0.30.
Soap: $0.15.
Vitamins: $2.

Name: ---------- Address: ----------

Their monthly check is only $165.00 per month. It is impossible to support a family at this amount.

STATEMENT OF MISS BARBARA DONALD, MEMBER, BOARD OF TRUSTEES, FAMILY AND CHILD SERVICES OF THE DISTRICT OF COLUMBIA

Public Welfare

Senator Proxmire. Our next witness is Miss Donald. Mr. Edelman, you might come forward while Miss Donald is speaking. You go right ahead, Miss Donald.

Miss Donald. My name is Barbara Donald and I am a member of the board of trustees of Family and Child Services.

Family and Child Services is one of the largest voluntary social agencies in the District of Columbia which provides assistance, counseling, and services for families and children who are unable to cope with their own problems.

In this capacity, we work closely with the Department of Public Welfare and through our own programs have the opportunity to observe the effectiveness of the public welfare policies and programs. There is no doubt, from our experience, that the public welfare programs of the District of Columbia must be strengthened and expanded if they are to do the job they are supposed to do—to deal effectively and responsibly with the problems of dependency and delinquency by eliminating, as far as possible, the conditions which inevitably lead to the need for public assistance.

We strongly urge the committee to approve the full budget request of the Department—and, as a general principle, to support every request and program which will qualify the District for the maximum additional Federal funds which Congress has authorized.

Family and Child Services Agency Welfare Assistance

The inadequacy of current funds may be specifically illustrated by the experience of our agency. Our staff reports that we have a steady stream of requests from all sources, including the divisions of the Department of Public Welfare, to provide direct cash assistance to persons in need who are ineligible under present regulations for public welfare, whose applications are pending, or to supplement inadequate public assistance. We have now exhausted the funds budgeted for such relief for this year.

Prevention of Family Breakup

We are particularly concerned with the need for programs which will prevent the breaking up of families. A substantial share of the District's welfare costs are to meet needs which might never have arisen if the family had been held together.

We would like to commend the Department on its establishment during the last year of the several new programs, described by Mr. Brewer in his testimony, which are specifically designed to attack this problem.

CRISIS ASSISTANCE PROGRAM

The various crisis assistance programs, in particular the emergency shelter program, have proven their usefulness and should be expanded.

JUNIOR VILLAGE

An increasingly important category of need, which must be met by the community, is the problem of children for whom there is no longer any prospect of living with their natural parents for whom long-term care is a necessity. In every city in this country, this is a growing need. In Washington, this has been particularly apparent in the large population of Junior Village.

FOSTER HOMES

We particularly wish to endorse the Department's request for funds to support a program of group foster homes, or, as Family and Child Service calls them, "assembled families." This is a new approach to providing long-term family care for dependent children, offering, it seems to us, a much more practical and effective method than either individual foster family or institutional care.

In cooperation with the Department and with financial assistance from both the Children's Bureau and the United Planning Organization, Family and Child Services has been administering such a program, involving 11 families and 54 children, for several years. All of those children either came from Junior Village or would have ended there, and are committed wards of the city. In contrast to individual foster placement, brothers and sisters need not be separated.

This program is unique in the direct employment of foster parents who are placed in houses rented by the agency. With them a group of usually five children of different ages, ranging from 15 months to 15 years, are placed. The parents are carefully selected and the agency provides intensive counseling and special services. This concept avoids the psychological defects of institutional care, the uncertainties of individual foster placement, and what is most important seems to be a feasible and realistic technique of providing long-term stable home environment.

Our record to date has been extraordinarily successful. We have had only one such home which did not work out and have found foster parents enlisted under this program to be unusually committed and competent. Typical monthly cost per child, including overhead and research, runs about $266—or $3,200 a year—which is less than institutional care.

Unfortunately, the Children's Bureau grant which permits us to carry on part of this program is due to expire this year. UPO assistance is on a temporary basis. We feel that this experiment has proven its usefulness and should be funded as a permanent program of the Department of Public Welfare. We are further convinced that an expansion of this program would be a socially useful investment, and would urge the committee to support the Department's request for funds for this type of program.

Senator PROXMIRE. Thank you, Miss Donald.

STATEMENT OF JOHN W. EDELMAN, PRESIDENT, NATIONAL COUNCIL OF SENIOR CITIZENS, INC.

PUBLIC WELFARE

Senator PROXMIRE. I would like to ask Mrs. Rosaline Fisher, No. 13, or Mrs. Katherine Brown, representing Northwest Settlement House, to come forward while Mr. Edelman is speaking. Is either Mrs. Fisher or Mrs. Brown present? Fine.

Mr. Edelman, we are happy to have you. Proceed. I see you have some detailed case histories, and you might want to summarize or pick them so that you can finish within the time.

Mr. EDELMAN. Mr. Chairman, might I just file my statement?

Senator PROXMIRE. By all means.

(The statement follows:)

STATEMENT OF JOHN W. EDELMAN, PRESIDENT OF THE NATIONAL COUNCIL OF SENIOR CITIZENS, WASHINGTON, D.C.

This is a factual presentation of the urgent need for better organized, better financed, and more extensive welfare services in Washington, D.C.

I have chosen for my presentation ten cases picked at random from reports of 20 community aides who interviewed 166 Washington residents 65 or over under a federally financed project known as Operation Research set up to establish the needs of the elderly in Washington. The interviews took place last August.

The National Council of Senior Citizens, with 38 affiliated senior citizens clubs in the Washington area, conducted Operation Research as a subcontractor for the United Planning Organization using funds provided by the Office of Economic Opportunity.

Those visited as part of Operation Research were designated as possible hardship cases during Operation Medicare Alert in which the National Council of Senior Citizens participated also as a subcontractor for UPO and also using funds provided by the Office of Economic Opportunity.

UPO set up Operation Research on the basis of reports showing appalling conditions found in the effort to alert men and women 65 or over of their eligibility for inexpensive doctor insurance under Medicare.

The findings of community aides working for Operation Research fully bear out the shocking preliminary reports of the Medicare Alert volunteers and community aides.

In brief, the Operation Research community aides found elderly men and women often living in buildings where they observed many violations of the building code such as infestation by rats and cockroaches and with broken toilets. Often, they found several residents served by a single toilet.

Many elderly live in areas where it is common to see dead rats putrifying in the street. Community aides working under Operation Research made their rounds in pairs. Two recall seeing three dead rats that had obviously been there some time on Thirteenth Street near Belmont, N.W.

More than one community aide serving under Operation Research saw rodents in buildings they visited and felt roaches crawling over them during interviews.

Operation Research community aides at times were reduced to tears by the scenes of misery in buildings they visited.

TEN CASE HISTORIES

Here are ten random cases I have chosen for my presentation from reports of the Operation Research community aides. These cases are fully documented. I have omitted names and addresses of the individuals mentioned.

The Subcommittee members can get full information by contacting the National Council of Senior Citizens (Phone 783-2805).

A 94-year-old man with only one hand—he lost the other in an accident—supports himself by working seven nights a week as a watchman. For this, he receives $60 a month and shack in which to live. He furnishes his own heat and light. In addition to his wage, he collects $41 a month social security. To

augment this income, he picks up returnable bottles and other things for sale in a pushcart. This man needs eye care, better living quarters and better nutrition.

An 80-year-old woman lives with a 60-year-old son who is an invalid. He has advanced diabetes. She gets $55 a month old age assistance. The son receives $75 a month from welfare and a roomer pays $35 a month rent. However, keeping house is getting to be too much for her. She wants to move to a rest home and the son would like to get into a nursing home where he can get proper medical attention. They need help.

A 73-year-old retired construction worker supports his 94-year-old mother-in-law who is blind and a sick brother. He is a widower and owns his home. His property tax was $170; his fuel oil bill was $450 last year. His income, including social security, union retirement benefit and financial help from a granddaughter, amounts to $288 a month, but out of this he pays $35 a week—or more than $140 a month—for a woman to look after his mother-in-law. He is in desperate need of more income but so far has refused to ask for welfare because he feels that would make him a beggar.

A 75-year-old retiree cares for a brother who is paralyzed and completely helpless. The brother should be hospitalized. Their income comes entirely from social security payments totaling $126.40 a month for both. They pay $80 a month rent and must exist on what is left.

A 67-year-old amputee lives in isolation. He pays neighborhood boys to buy his groceries for him. One leg was taken off at the hip and he gets around in a wheel chair. He needs social contacts. If he had light metal crutches, he might become more mobile. He would like to learn a trade or occupation.

A 69-year-old woman has cared for her 78-year-old aunt who is senile and unable to look after herself. The younger woman, under medical treatment for a heart ailment, has applied for admission to a convalescent home. She says she has difficulty getting to see her doctor and doing the shopping. If she is admitted to the convalescent home she wants to enter, her aunt will be alone and helpless. The Operation Research community aide has asked the younger woman to notify the aide if she leaves the aunt.

A 72-year-old widow lives in a flat crawling with cockroaches. Furniture is broken and the place is dirty and neglected. She shares the flat with her niece, the niece's husband, and a daughter. The widow seemed confused. She needs medical care.

A 67-year-old veteran of military service is ill and in need of medical care. He lacks money for transportation for treatment at the Veterans Administration Hospital, Perry Point, Md., where he has been cared for. He lives alone. His landlady apparently is the only person who helps him. He receives $60 social security and $68.75 from the Veterans Administration. He has to live on what remains after paying $40 a month rent. A representative of the Veterans Administration suggested he apply for admission to D.C. Village. He needs assistance of some kind.

A woman who claims to be 65 but has been unable to establish here age for the purpose of collecting social security tries to support herself by collecting old newspapers, returnable bottles and old clothes. She has no regular job and has had to cash in a life insurance policy. She was recently hospitalized. She lives with her stepfather. She is in need of medical and dental care.

A 68-year-old woman has lived with her daugther and the daughter's family. They moved, leaving her living alone. The woman recently underwent surgery for cataracts. She cannot see to work for wages. She needs help.

Conclusion

These random cases of neglect of the elderly living in the District of Columbia speak for themselves.

In conclusion, I repeat the warning first sounded by President Kennedy: "If a free society cannot help the many who are poor, it can never save the few who are rich."

Senior Citizens

Mr. Edelman. Might I talk extemporaneously for a very few minutes.

Senator Proxmire. Fine. Your full statement will be printed in the record.

Mr. EDELMAN. Thank you. I am here representing the Washington Area Council of the National Council of Senior Citizens. This is an aggregation of clubs of aging people, virtually all of them quite poor here in the District of Columbia, who have become very concerned about the particular plight of the aging people in the District, and as a result of these studies have been obliged to familiarize themselves with problems of dependency, relief grants, food stamps, housing conditions, health conditions and all the rest of it.

We have just recently conducted a survey, largely in the area of the Garfield Terrace Public Housing Project under a grant from the United Planning Organization, and as a result of this survey, which was a sequel to our larger scale operation here known as Medicare Alert, when we sought out the people that had not qualified themselves to become eligible for medicare benefits parts A and B, we discovered at that time very great unmet needs and very lurid cases of terrible poverty and deprivation in this area.

Our investigation, our further investigation on a smaller scale, our more thorough investigation on a smaller scale, following up our earlier survey, demonstrated very vividly that the situation is quite critical here in the District of Columbia, that there is a very great unmet need, focused on the members of the aging poor, that relief grants are inadequate, that the relief administration is faulty in many respects, and I just simply say here, Mr. Chairman, I endorse on the basis of the testimony heard here this morning as to certain reforms that should be made in the administration of the food stamp plan and the relief program, that we endorse the tstimony offered by previous witnesses.

The problems of the aging are peculiarly difficult it seems to me because so many of the aging simply hide themselves away, become completely alienated from society. So many of them are absolutely unaware of the existence of programs designed to assist them, and in effect what we are saying is that these programs are not self-effectuating, that you need in addition to the facilities for providing help in these circumstances, you need also a mobile corps of trained people which we think we have proved, we have trained in a great part, that could reach in to these highways and byways and these nooks and crannies, to try to bring these individuals into contact with existing agencies, inadequate as they may be, and to try to deal with this problem.

We particularly commend the line of testimony that has been made here today. I think our case histories demonstrate very vividly the absolute urgency of the needs, and we support strongly the views expressed by previous witnesses urging greater attention to this problem here in this area.

Senator PROXMIRE. I just have one question before you leave, Mr. Edelman. Is your organization multiracial?

Mr. EDELMAN. Exactly.

Senator PROXMIRE. Does it includes Negroes as well as whites?

Mr. EDELMAN. You can tell the great majority of the people in this room this morning are members of our organization, and you can by glancing see what they are.

Senator PROXMIRE. Fine; I just wanted to be sure.

Mr. EDELMAN. Completely, sir; completely.

Senator PROXMIRE. Thank you.

STATEMENT OF MRS. ROSALINE FISHER, NORTHWEST SETTLEMENT HOUSE

Public Welfare and Education

Senator Proxmire. Our next witness is Mrs. Rosaline Fischer. While Mrs. Fischer is testifying, if Mr. Myles M. Johnson is present, do you want to come forward, Mr. Johnson. Then you will appear after Mrs. Fischer. Mrs. Fischer represents Northwest Settlement House. We are happy to have you.

Mrs. Fisher. As President of Northwest Settlement House, I am so glad that at least we can discuss the District budget together for the current fiscal year now partly gone. The delay was not caused by your committee but since delays are an annual occurrence it proves that some changes in the system of District financing are needed. However, the new revenue bill does give us the hope and you the opportunity of restoring some of the cuts made by the House.

We ask the Senate to make the Federal appropriation to the District equal to the $60 million now authorized.

Northwest Settlement House

Northwest Settlement House in the "target area" of the second precinct knows intimately the needs of its low-income neighbors. We know that no matter how hard the parents of many of our large families work they cannot decently exist without the help of Government.

Work and Training Program

We commend the work and training program of the Department of Public Welfare for unemployed parents. This has been successful and will continue so long as there is coupled with it an emergency help program to keep families together while the head of the household waits to be enrolled in the training program. The success of this program as of most others in public welfare depends on having a sufficient number of good caseworkers. We think that the 26 new positions for investigators could be better filled by caseworkers. Only as caseworkers have a load so small that they can know their families and their problems can they develop workable solutions. Twenty-six capable caseworkers would make unnecessary these 26 new positions for investigators.

Day Care Program

We support an adequate day care program so that mothers can support their families while at the same time their young children are provided with care and good educational experiences. Day care must be provided not only for the children of mothers in training but for these children when the mothers are working. Northwest House has had a day care service for 33 years. We know what such care does for the family and the young child. The children that we have no room for are often cared for at home by an older sister or brother being kept out of school for a couple of days each week. These older children take turns in staying home. Meanwhile their irregular school attendance makes them school failures and eventually dropouts.

COMMUNITY HEALTH CENTER SITE

We endorse the appropriations of $800,000 for obtaining a site for the Community Health Center of the Northwest. Here in one center easily accessible to the people, a program of comprehensive services including mental health and preventive teaching should be established. The Northwest has long needed such a center.

PUBLIC SCHOOL BUDGET RESTORATION REQUEST

Our strongest plea is for the restoration of all cuts in the public school budget. The Congress by its Civil Rights Acts has opened many doors, but only the literate, the qualified, the educated can enter. We need the additional teachers, counselors, elementary school librarians, supervisors, nurses and special teachers for the abnormal children. We need more vocational guidance and courses that realistically help young people acquire the skills to operate the machines used in this computer age. There must, therefore be more classrooms and that means more new buildings.

SHAW JUNIOR HIGH SCHOOL

In our area a new Shaw Junior High school is a must.

SUMMER SCHOOL PROGRAM

We ask that you approve the appropriation for the summer school program that is adapted to the fast as well as the slow learner. There is no reason for urban children to have 3 months with nothing to do save forget what they have learned. We believe that we should have a summer school in our public schools where children can be given those culturally enriching programs for which there is never time during the regular school year.

We do appreciate your problem in trying to stretch a limited number of dollars to cover an almost unlimited number of human needs in this, our Capital City.

Thank you for giving Northwest Settlement House a chance to be heard.

Senator PROXMIRE. Thank you, Mrs. Fisher.

STATEMENT OF MYLES M. JOHNSON, ADMINISTRATIVE SECRETARY, GOVERNMENT WORKERS UNION, LOCAL 1

BUDGET REQUEST

Senator PROXMIRE. Our next witness is Mr. Myles Johnson. While Mr. Johnson is testifiying, if Mr. Sidney Mensh or Mrs. Etta Mae Horn have come into the room, we will be happy to have you come to the table following Mr. Johnson. Mr. Johnson is administrative secretary of the Government Workers Union. Mr. Johnson.

Mr. JOHNSON. I am testifying for the Government Workers Union, American Federation of State, County, and Municipal Employees. This union is now the bargaining agent for nearly 2,000 of the Department's approximately 2,800 employees, and has made a request for recognition as the bargaining agent for the entire Department. We

have testified annually since 1962 on the budget requests for the Department, generally in support for the Commissioners' requests. At the outset, we wish to reaffirm our support for the requests presented—we are acutely aware of how great a compromise these requests are with what is really justified—but space will not permit a detailed statement. We wish to point out certain items which we feel are of primary importance, and to point out other areas in which we hope that this committee will urge the Department to advance.

Personnel Office

In the requests for the Office of the Director, the seven positions recommended for the personnel office are absolutely essential to the actual operation of the Department. Employees have been unfairly deprived of pay and other benefits because this office is unable to keep up with the workload; positions have gone vacant for months for the same reason; promotions fairly won and "recommended" are delayed for months—and when finally are made are not retroactive. In short, the Department simply will not function properly unless staff is added here.

Mileage Reimbursement

We have repeatedly testified over the years to demand that District workers receive the same mileage reimbursement rate—12 cents per mile—as is authorized for Federal employees using their cars on agency business. We have determined that to do this now would only cost about $105,000 for a full fiscal year—it would be less, of course, for the current fiscal year—which is little enough considering the many years which these workers have waited for an increase.

Public Assistance Division

We are in wholehearted support of the requests made for this division—but also must point out that, we feel they are still most inadequate. There is no economy in creating and sustaining poverty. Public assistance grants must, to be rehabilitative, provide an adequate level of support; less than this degrades, deprives, and destroys the people who are being helped.

Similarly, the attitude, the spirit, with which aid is given is crucial. There must be an end to the punitive investigations which seek to drive people who need help away from help and which accomplish nothing positive. Investigation of a family's real need for aid can be carried out in a positive way, but not by ex-policemen who know only how to cow the submissive and helpless. The project of investigating fully each and every recipient for certain categories of assistance is far behind schedule; it is impractical and meaningless, in addition to being a gross distortion of the goals of assistance. It should be abandoned for what it is—a white elephant and a waste of taxpayers money.

That the causes of dependency and social malfunctioning are far larger and more serious than the concept of "clean" or "unclean" welfare rolls envisions is proved by the attached graph which compares the rates of the population of Junior Village and the number of active AFDC cases. The purge of the assistance rolls resulted inevitably in

an increase in the numbers of children institutionalized, which remained at shocking heights until assistance was again available to more families. This is a tragic picture, and is clear proof that these families do need help—whether they always "act right" or not.

CHILD WELFARE DIVISION

Again we must point out that, while we support the requests made, they simply do not go far enough. Social workers attempting to give professional services to severely crippled, disturbed families—whether in protective services, foster home care, institutional care, or through the other services of the division, are forced to handle at least twice the number of cases which they should. The standards for this are those set by the Child Welfare League of America in its periodic evaluation of this division; which for some reason the Department chooses to ignore.

As indicated briefly below, we feel there is an urgent need for a radical reevaluation of the services and methods of assistance utilized by this large—over 100—number of trained and experienced professional workers.

WELFARE INSTITUTIONS

There is a growing demand in this community to support of what we, as a union of the employees of the receiving home, and others have termed a disgrace and a scandal. This institution is overburdened, misused, and seriously inadequate. It is forced to be both a haven for the acting-out dependent—who is no threat to anyone but himself—and the highly disturbed, aggressive delinquent, as well as everything in between. No improvements to this institution will correct this basic misuse of the facility. We ask you to urge the Department to correct this problem, on which we are sure your committee has a wealth of information.

Junior Village is a curse on the lips of most of our community. We have in the past, and still do, call for a different attitude. We think Junior Village should be made a truly model school. It is not now and there are no existing plans to make it so. It should have a first-rate academic school, perhaps of experimental design and program, for the purpose of providing an enriched, accelerated program for the deprived youngsters who are forced there. It should have—as a part of the school activities building proposed in this budget—a real auditorium, sufficiently large and equipped to permit professional artists, musicians, and teachers to present programs. The present proposal is not adequate for this purpose, and we believe that the Department misses out on a rich source of volunteer aid in failing to provide proper facilities for this kind of program.

A model institution for children also requires a radically different arrangement for living. The large, characterless, entirely unhomelike dormitories are an outrage; no amount of surface "prettying up" will make a child separated from his family feel that he has here a temporary home; only the tragic child who has "given up" on his family could do so. Again, we ask this committee to take the leadership in urging the Department to plan a model institution.

AREAS OF CHALLENGE

Finally, we wish to briefly point to several concepts which we believe this committee should take into account in reviewing the budget of the Department:

1. Adequate assistance. Public assistance should be adequate both in the grants given and the type of social service given. Figures which you have before you, and ones we presented to the House committee, prove this.

2. Decentralization of services. The Department should accelerate its decentralization, to develop regional or area offices in conjunction with the Health Department and others, to provide a concentration and an availability of services where they are needed.

3. Coordination of welfare manpower. The Department needs to make a more efficient use of the professional manpower it now posesses, by coordinating its Public Assistance and Child Welfare Division, by more advanced use of data processing techniques, by discharging outmoded functions, and by collaborating more closely with other public agencies. It also needs desperately to develop a whole range of auxiliary welfare manpower positions by restructuring existing functions, and by incorporating into its program the knowledge and the experience of the people with whom it works.

4. Training. To develop a truly effective, inspiring morale within the Department, we believe that there can be no substitute for training on the job and about the job. Working with people with problems is a rough job; training can be a real antidote to the depression and discouragement which causes high turnover and poor morale. We hope you will urge the Department to increase greatly its now small training effort.

5. Recruitment. There is not going to be any welfare program at all if the Department is not able to be more successful in recruiting people. New people must be brought into the field; new skills must be taught the experienced; a new morale must be developed, if there is to be any program at all. We ask you to find out what the Department plans to do to meet this challenge, for it is now losing out to the more aggressive, progressive agencies. As the Department will tell you, the situation is reaching emergency proportions.

(The graph follows):

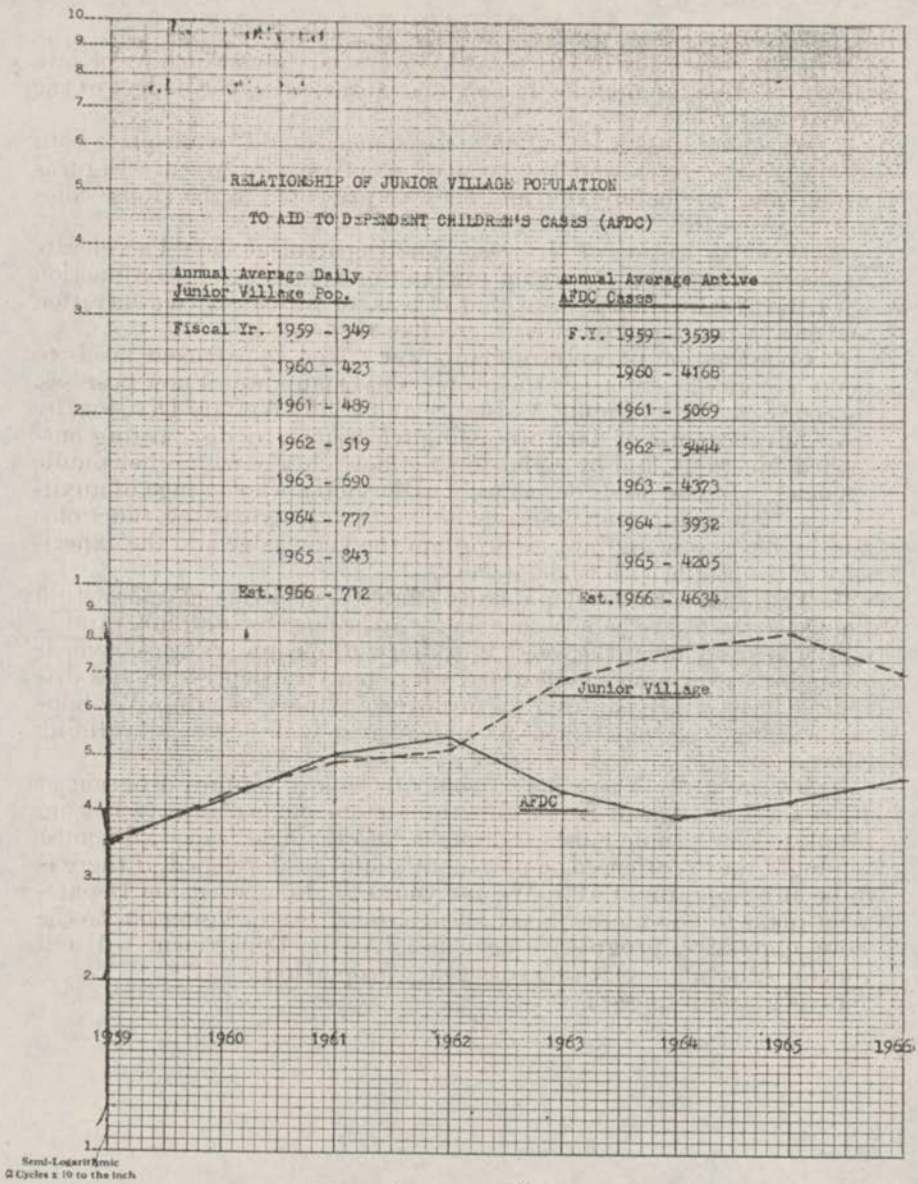

AID TO DEPENDENT CHILDREN

Senator PROXMIRE. Thank you very much. We will shortly go into the health part of the presentation, but I would like to say before we do that that I think we have had a very interesting and very useful consensus expressed here this morning. There seems to be no opposition to, and a great deal of support for, the aid to dependent children program, and I am delighted to see that. It seems to be a general feeling that we need an adequate number of caseworkers. We do not

have that at the present time, and we should have the caseworkers instead of the increase in additional investigators.

DAY CARE PROGRAM

The consensus also suggests that more attention should be given to the day care program. That the foster-home situation can be substantially improved, and this will take some of the pressure off of Junior Village, and that Junior Village itself can be improved in many, many respects.

FOOD STAMP PROGRAM AND PUBLIC WELFARE GRANTS

The food stamp program has not been given an adequate opportunity to operate in the District, and should be, and there should be increased public welfare grants.

WELFARE DEPARTMENT ORGANIZATION

In addition there were I thought some very inventive and helpful suggestions, such as the streamlining and improving of the efficiency of the operations of the Welfare Department.

Senator Tydings, it is good to see you.

STATEMENT OF MRS. JANET SHARON FARR, PRESIDENT, WASHINGTON HOME FOR INCURABLES

HEALTH

MEDICAL CHARITIES SECTION OF THE DISTRICT OF COLUMBIA HEALTH DEPARTMENT

Senator PROXMIRE. Our first health witness is Mrs. Janet Sharon Farr, president of the Washington Home for Incurables. And I am going to ask Dr. Carell Hutchinson to step forward so he will be coming forward while Mrs. Farr is testifying. Is Dr. Hutchinson in the room? If not, Mr. William Bucher might step forward.

Mrs. FARR. The Washington Home for Incurables respectfully requests that an appropriation of $153,300, contained in the medical charities section of the District of Columbia Department of Public Health budget for fiscal 1967, be approved by your committee.

This appropriation will care for 40 Bureau of Medical Assistance and Contracts patients, assigned to the home, at the rate of $10.50 per day. We are not asking for an increase in the appropriation over that of last year, although the actual daily cost of care has now risen to $11.50, for it is our policy to postpone as long as possible the cost of care to our patients. This policy adds greatly to the task of the members of the board of managers as it is their responsibility to raise each year the funds necessary to cover the ever rising expenses. The difference between our income from patients and endowment funds and the cost of operating the home is never less than $100,000.

Of the 182 patients in the home today, 30 pay full maintenance, $315 per month, 39 are provided for under the Bureau of Medical Assistance and Contracts program, which is the appropriation we are asking for, 2 pay nothing and 111 pay what they can, some as little as $10 per month. The care best suited to these chronically ill patients, some

of whom have been with us for 20 and 30 years, is provided at a cost far below that of any other institution in the area. This includes the services of 2 resident externes, 6 registered nurses, 90 practical nurses, 10 orderlies, and a part-time physiotherapist. Our medical director has 2 physicians on his staff and we are grateful to 32 doctors who serve as consultants when needed. The board of managers, the Red Cross Personal Services Volunteers, and other volunteer groups devote many hours in providing the patients with occupations and entertainment so necessary to the well-being of the chronically ill.

Patients are accepted without regard to age, sex, race, creed, or color but a 5-year residence in the District is required before they can be considered for admission. Our beds are filled at all times by patients who have been on the waiting list for a year or more. The residence requirement does not apply to terminal cancer cases, for whose care we have 22 beds set aside.

We feel that we are achieving the goal set by the founders of the home 70 years ago of caring for the chronically ill "for whom no provision is made elsewhere" by giving them a home where their dignity and individuality are respected and their infirmities treated with compassion.

We are proud of our work and we would welcome the opportunity of showing any member of this committee through the home, whenever it might be convenient.

I wish again to thank you for the consideration you have always given to the Washington Home for Incurables since Congress first granted us an appropriation in 1886.

Senator PROXMIRE. Thank you, Mrs. Farr.

Mrs. FARR. Thank you very much.

STATEMENT OF WILLIAM M. BUCHER, EXECUTIVE DIRECTOR, HOSPITAL COUNCIL OF THE NATIONAL CAPITAL AREA, INC.

CONTRACT HOSPITAL REIMBURSEMENT RATES, MEDICARE REIMBURSEMENT FORMULA

Senator PROXMIRE. Our next witness is Mr. Bucher. Has Dr. Hutchinson come in the room? Apparently not. You go ahead, Mr. Bucher. I understand that you are executive director of the Hospital Council of the National Capital Area; is that correct?

Mr. BUCHER. Yes, sir; I am. Mr. Chairman, I am William M. Bucher, executive director of the Hospital Council of the National Capital Area. I appear today in behalf of the nonprofit community hospitals from which the District government purchases hospital care for its indigent residents. Specifically, my concern is that of the lack of both reasonableness and equity of reimbursement for the services purchased by the District.

The hospitals involved in this program are faced with increases in wages and supply costs which do not markedly differ from those automatically included within the budget for the District General Hospital. With such costs on the increase because of legislative action on social security, minimum wage, and unemployment compensation, for example, these hospitals must insist on full costs reimbursement from Government as well as from the pay patient.

The disparity between current rates of reimbursement and out-of-pocket expenses has grown each year for a number of years. The illustrated charts and graphs available from the Department of Public Health make clear that token adjustments in such rates as being proposed by the House are unrelated to the facts in any way.

Full Cost Reimbursement for Aged

The question of equity of full cost reimbursement for hospital services by government is, because of the enactment of medicare legislation, not now one of debate. The District government, for example, is now required by the Medicare Act to reimburse these hospitals at full costs for eligible 65-and-over patients. The forthcoming District of Columbia medicaid legislation will also utilize full cost reimbursement.

My request here today has the full support of the Director of Public Health and the Board of Commissioners. The specific cost data required has already been computed and is available within the Department of Public Health.

Limitation on Indigent Hospital Care

The necessity of District of Columbia Appropriation Committees of Congress becoming involved in the future in the merits of full cost hospital care reimbursement has been eliminated by Congress itself within the medicare program. The legislative language placing specific dollar amounts on the District's ability to purchase necessary hospital care is now outmoded and should be eliminated.

Mr. Chairman, we respectfully request that you help us not to force the sick private patient into philanthropic giving at the time when he can least afford it by the correction of the procedure of less than cost reimbursement limitations being placed upon the District government by budget language.

In conclusion, your attention is called to the language in H.R. 17636, page 6, line 25, through page 7, line 8, which eliminates the ability of the District government from receiving income from Maryland and Virginia State indigent programs.

The inability of the District to make payment for hospital care in sister States of Maryland and Virginia for eligible residents under 65 years of age and when temporarily absent from the District eliminates the District ability to receive income from such sources. Studies done at the District of Columbia General Hospital will reveal a significant loss of income because of this restriction. Thank you.

Payment for Medicare-Eligible Patients Outside District of Columbia

Senator Tydings. Mr. Bucher, on that last point, is the language in H.R. 17636 new, or is that something that we have always been prohibited from receiving income from Maryland and Virginia in the indigent program?

Mr. Bucher. It is not new in one way. It is new in that it does provide for payment for medicare-eligible patients outside of the District of Columbia. It is new in this respect.

Senator Tydings. But it restricts it if they are under 65?

Mr. BUCHER. Yes, sir.

Senator TYDINGS. Does this problem arise in other States in juxtaposition to one another? for instance, Connecticut?

ELIGIBILITY OF DISTRICT OF COLUMBIA GENERAL HOSPITAL TO RECEIVE PAYMENTS

Mr. BUCHER. Yes, sir. In certain States it does arise. However, we have been able over the years to work out agreements with both Maryland and the District of Columbia, or Maryland and Virginia to make payment for these indigent cases who, because of emergency situations, are hospitalized within District voluntary hospitals, but this is not made available to the District of Columbia General Hospital.

We have, for example, in Maryland for 2 years now had the funds appropriated to make payment for cases outside of the State of Maryland. These funds are being utilized by the nonprofit community hospitals, but because of the District's legislative position, they cannot be used to make payment at District of Columbia General.

Senator TYDINGS. Is there any precedent in other States that would support the elimination of this language? I mean do other States generally permit——

Mr. BUCHER. I would use the precedent of the medicare and medicaid language which Congress has developed. I think this is our strongest point, and I think it certainly makes sense that the States boundaries are not related to the needs of health care.

ELIMINATION OF CONGRESSIONAL DETERMINATION OF INDIGENT COSTS AT HOSPITALS

Senator TYDINGS. I gather your first point. You request that the Appropriations Committee of the Congress be taken out of the area of determining the percentage of full cost that should be reimbursed to the indigent, the patients in the District of Columbia General Hospital?

Mr. BUCHER. And all the voluntary hospitals where this care is provided.

Senator TYDINGS. And that it would be handled in the same way that the medicare and medicaid is?

Mr. BUCHER. Yes, sir.

Senator TYDINGS. Have you got the amendment that accomplishes that? I mean have you got any language specifically?

Mr. BUCHER. I would be happy to present language which would do this job.

Senator TYDINGS. Will you? All right, that will be fine.

Senator PROXMIRE. Thank you, Mr. Bucher.

WELFARE DEPARTMENT

STATEMENT OF MRS. ETTA MAE HORN, REPRESENTING THE BARRY FARMS WELFARE MOVEMENT AND CITYWIDE WELFARE ALLIANCE OF WASHINGTON

INVESTIGATIONS

Senator PROXMIRE. Have either Dr. Carell Hutchinson or Dr. Robert Nedzbal or Dr. Robert Santangelo come into the room? I understand Mr. Gerhard Gesell is not present. In accordance with

the committee practice, the statements by Mr. Sidney Mensh, Mrs. Etta Mae Horn——

Mrs. HORN. I am here.

Senator PROXMIRE. Mrs. Etta Mae Horn is here now. Good, you come right up here. We are happy to have you. You are a witness for the welfare section.

Mrs. HORN. That is right.

Senator PROXMIRE. You represent the Barry Farm movement and the Citywide Welfare of Washington?

Mrs. HORN. That is right.

Senator PROXMIRE. Go right ahead.

Mrs. HORN. Good morning. My name is Mrs. Etta Mae Horn living at 1123 Stevens Road. I am chairman of the Barry Farms welfare movement and a member of the executive committee of the Citywide Welfare Alliance of Washington, D.C. Today I offer testimony about the welfare investigators, investigators whose number this committee increased.

Why is that when you are on welfare, you are treated worse than a criminal? The reason I say this is the police cannot enter and search a home without a warrant—the criminal has his rights. I cannot tell the investigators not to come in without fear that I will lose my check, even when we know the investigators violate the rules set up May 25, 1965, by Mr. Galvin. We are seeking relief from the courts. The many times our rights as citizens and as human beings are violated will be proven there. A private police force is not needed. Our children are hungry but do not need stomach of fear; our children need a home but not a home of fear.

HARASSMENT

A. You may state that there is no reason for fear. Mr. Brewer, director of the District of Columbia Welfare Department, has openly stated this to all. Yet when we exercised our constitutional rights to protest the harassment of the investigators, our pictures were taken by the employees of the department of investigations and collections. A car circled the block taking our pictures. The only reason we know they were taken was for future harassment. We have the pictures, also.

We believe this. Again after the first day of picketing a client received notice she owed money from 3 years back—a decision she is now appealing. Why right then? If she got the money for that over account, I think it should be looked into at that moment. The only reason we can see is harassment. That is the way we look at it.

B. The payment for a family of four averages $171 monthly. Well below the $250-per-month absolute minimum set by the Federal Government for decent living. School is starting and our children have no money for school clothes. But money is here for investigators, more investigators than any other city in the United States. In fiscal year 1965, $672,495 was spent. Eight hundred thousand dollars is requested for investigators. Yet at the beginning of 1961–64, 694 clients were receiving aid, the domestic version of foreign aid. At the end of 1965 fiscal year, 4,605, received aid.

Why not use the money to help our kids feel proud of their appearance when they go to school so they won't feel ashamed and drop out of school. You seemed to want to spend money to keep us poor but not help us live. In hiring you will spend money on people already receiving adequate above-poverty income, according to the Washington Post of this year. Can't you hire people who need jobs? Isn't the reason why because most people won't take a job like this unless they have no soul and like to see people cringe in fear? And when an investigator walks into your home, you do cringe in fear. Why spend money to send me to St. Elizabeths and my children to Junior Village where you pay almost 10 times as much money to keep them than I get on welfare.

Alleged Violations

We further charge that investigators are cutting people off only because of so-called violations. They are so-called because the law is violating human nature. Attacks are under way now in the minority of States with a man-in-the-house rule to eliminate this. Other violations for which we are put off stem from completely inadequate grants. Change these things and investigators are out of a job. We on welfare are human beings and have not given up membership in society because we are poor.

What do investigators have to be ashamed of—they don't let us see their identification long enough to find out who they are. Aren't they really ashamed of themselves and what they are doing so they don't want anyone to know who they are?

I agree investigators are needed but not to investigate or harass the welfare clients—why not investigate the slumlords who take the welfare money for nothing. Why not investigate the National Capital Housing who charge rent for rats? Why not investigate the lousy schools that our children go to? Why not help us live?

Home Rule

We submit before this body of men responsible to the people who elect them that the investigators are only here in such numbers in District of Columbia, because we don't have the right to elect our representatives. Why are no investigators in West Virginia? Why is the largest number of people represented by you so far behind in investigators? Let the people in Washington decide. Let us have home rule.

Recommended Programs

We submit that this committee should do the following:

1. Abolish the Department of Investigations.
2. Use the money so saved by abolishing the Department of Investigations to help us to live, for example, special grant for school clothes.
3. Order the Department of Collections and Investigations to immediately adopt as binding the regulations issued by the Department of Health, Education, and Welfare sent on March 18, 1966 which must be put into effect by July 1, 1967.

4. Support and fight for home rule in the District of Columbia.

5. Hold an investigation such as the one now on large cities about the welfare system throughout the United States, a system that is now helping keep people poor, not giving support to our struggle to get out of poverty.

Senator PROXMIRE. Thank you very much, Mrs. Horn. You have made a very strong statement.

Mrs. HORN. Here are the pictures.

Senator PROXMIRE. That is fine. Do you want to file those, and we can look at those later on. Thank you.

Mrs. HORN. All right.

(The pictures were submitted to the subcommittee and placed in the file.)

EDUCATION

PREPARED STATEMENTS

Senator PROXMIRE. Incidentally, has Dr. Hutchinson or Dr. Nedsbala, or Dr. Santangelo come in yet? If not, their statement will be put in the record. If they appear some time this morning they will be able to testify.

(The statement appears on p. 677.)

STATEMENT OF DR. ELLIS HAWORTH, CHAIRMAN, LEGISLATIVE COMMITTEE, D.C. CONGRESS OF PARENTS AND TEACHERS ASSOCIATIONS

BUDGET REQUEST

Senator PROXMIRE. Our next witness is Dr. Ellis Haworth, chairman of the Legislative Committee, District of Columbia Congress of Parents and Teachers Associations.

Would Mr. Franklin Wallick come forward while Dr. Haworth is testifying? If Franklin Wallick isn't here yet, Mrs. Mayo Du Basky might come forward. All right, go ahead, Dr. Haworth.

Dr. HAWORTH. Mr. Chairman, I am Ellis Haworth. I am legislative chairman for the District of Columbia Congress of Parents and Teachers. The statement which I have to present this morning, in the interest of time, is the shortest that I have presented in the last 5 years before your committee. I have tried to conform to your request.

The District of Columbia Congress of Parents and Teachers, with a membership of over 50,000 persons, is vitally interested in all items in the 1967 District of Columbia appropriation bill which in any way affect the welfare of the children and young people of our city. We therefore submit the following statement reflecting our views on certain items in the bill.

CONCERNING EDUCATION—OPERATING EXPENSES

We urge the restoration of 358 positions as teachers, librarians, counselors, pupil personnel services, and supervisors, not allowed by the House. I might say here that there are a good many interesting facts that could be developed.

Senator PROXMIRE. Let me just interrupt for a minute to say that as I recall, I remember when Mr. Tobriner testified on Saturday morn-

ing, he asked for the restoration of 441 positions. Would you go as far as he does, or do you think he goes too far?

Dr. HAWORTH. Yes.

Senator PROXMIRE. I may be wrong on that. You may be referring to a different group of positions, but under "Education," his recommendation for teachers and administration, and so forth, was 414.

Dr. HAWORTH. The ones that I have special reference to are listed in the House committee report on the appropriation bill on pages 12 and 13 of the House report.

Senator PROXMIRE. He recommended complete restoration with only five exceptions.

Dr. HAWORTH. We go along with that.

Senator PROXMIRE. You recommend the 414?

Dr. HAWORTH. Yes. For example, this morning, I learned that there are 48 administrative school situations in the elementary field which are in bad need of librarians, so that even the 23 that are listed here for appointment are not sufficient to fill all existing needs.

Senator PROXMIRE. So you recommend full restoration?

Dr. HAWORTH. We do.

TRAVEL EXPENSES

We ask for the restoration of funds for travel expenses of itinerant personnel or official duties. We think such personnel should be fully reimbursed for such travel expenses.

CAPITAL OUTLAY PROJECTS

1. We urge the restoration of all capital outlay projects disapproved by the House.

2. We urge the inclusion of three new capital outlay projects as submitted to you last Saturday by the District of Columbia Commissioners.

NEW OPERATING EXPENSE ITEMS

These have not, as far as I know, been presented to your committee.

1. We urge that you include funds for a new Office of Planning and Evaluation in the public school system.

One assistant superintendent, $19,000; four directors—elementary schools, secondary schools, vocational education, and teaching equipment and facilities—$68,000; six secretaries, $30,000; supplies and tests, et cetera, $40,000; total, $157,000.

With the addition of over $15 million to the regular budget from various sources—Federal funds, grants, et cetera—most of which may be used in only a limited numbers of schools, there is a need for a special staff to formulate plans for the effective use of these funds, to introduce new teaching methods or facilities, to evaluate these activities, and to recommend which should be transferred to the regular budget for inclusion in the entire school system.

We suggest that this Office of Planning and Evaluation should consist of a staff headed by an Assistant Superintendent, having four Directors under that person who will be expert in the field of elementary schools, secondary schools, vocational education, and teaching equipment and facilities, and a group of six secretaries, and necessary supplies, testing materials, and so forth, for a total suggested project

item of $157,000. At the present time the public schools are paying the George Washington University $60,000 to evaluate only those activities that are being paid for out of title I funds from the elementary and secondary education grants, and we think that this is an item which is badly needed by the entire system. With a school budget running over $100 million there ought to be some agency that can formulate long-range plans and see to it that we are getting educational value for the money we spend on our schools.

2. Reserve for the new city colleges and vocational training, $1 million. It seems quite likely that this session of the Congress will pass the legislation for these new institutions, and there ought to be some money to begin immediately to plan and organize them.

With the almost certain passage by this Congress of legislation to establish new city colleges and a higher vocational educational program, funds should be provided for beginning the establishment of these institutions.

HEALTH

We urge restoration of funds to the Health Department budget, as recommended by the District of Columbia Commissioners last Saturday, $500,000.

WELFARE

We recommend restoration of funds to the operating expenses and capital outlay projects of the Welfare Department which were deleted by the House.

RECREATION

One, we recommend restoration of $208,000 deleted by the House from the operating expenses of the Recreation Department.

Two, we recommend restoration of all capital outlay projects of the Recreation Department not approved by the House.

GENERAL RECOMMENDATIONS

1. In view of the increased borrowing authority for $35 million provided in the recent tax bill, and the increase of 1 cent per gallon in the gasoline tax, we can see no justification for allowing any money from the District of Columbia General Fund to the Highway Fund. We think this money—$5 million in the House bill—should be returned to the District of Columbia General Fund.

2. We think the funds assigned from the District of Columbia General Fund to the U.S. Department of Interior for the National Capital Parks and the National Zoological Park—approximately $6.8 million—should be a part of the Federal Budget. As we have pointed out before, the District of Columbia is the only part of the United States which must pay for the national parks included within its boundaries. If legislation is needed to effect this change, we urge your committee to prepare and introduce such legislation and defend it before the committee to which it is referred.

3. If all of the increased borrowing authority—$25 million—for capital outlay projects from the general fund is used, plus the $5 million referred to in our No. 1, above, there should be sufficient money to cover all the recommendations which we have listed above.

4. The delay in enacting this appropriation bill has again given the school authorities difficulties with respect to appointing new teaching staff. As a result of their inability to make appointments until funds have been authorized, we have lost many good applicants and there is a very real prospect that some of the positions may not be filled. This has happened frequently in recent years. We urge your committee to prepare and introduce legislation which would make it possible for you to authorize needed teaching positions for 2 years instead of 1. This would not involve any additional cost, but would allow school officials to make teaching appointments in the spring of each year, when the best qualified applicants are available.

Senator PROXMIRE. Dr. Haworth, your 5 minutes are up. This is such a vital and important statement that I don't want to interrupt you now, but recognizing the importance of democracy, and treating all people precisely alike, even those who represent the educational institution as the way you do, in such an important way, I do hope that you can take a few more minutes and summarize. Your full statement will go in the record.

Dr. HAWORTH. Thank you.

Senator TYDINGS. We have read your statement, anyway.

Dr. HAWORTH. We have tried in the past and we do today, to offer to your committee suggestions of where funds may be obtained in order to carry out the recommendations for items that we are recommending for inclusion in the appropriation bill.

GENERAL FUND REDUCTION

We have listed here the suggestion that $5 million, which was in the appropriation bill from the general fund for use of the Highway Department, ought not go be given to them because they are getting an additional borrowing authority and an additional 1-cent-a-gallon tax revenue, and we feel that that $5 million ought to be returned for those agencies dependent upon the general fund for their source of funds.

NATIONAL ZOOLOGICAL PARK AND NATIONAL CAPITAL PARKS

We have suggested a number of times that the costs of operating the National Zoological Park and the National Capital parks ought to be paid out of the Federal budget from the Department of the Interior. We are the only part of the United States which has to pay for the operation of national parks within our boundaries. No other part of the country does that sort of thing. It may require legislation. We would suggest that your committee might well see fit to present and introduce the necessary legislation to effect that transfer of funds, nearly $7 million, to the Federal budget.

BORROWING AUTHORITY, GENERAL FUND

Another one, that we hope you will see fit to use all of the increased borrowing authority for the general fund, $25 million more, in order to provide for the capital outlay projects that we are recommending for restoration.

TEACHING

Finally, because of the delay in the enactment of this appropriation bill, and similar delays in recent years on a number of occasions, the school officials have been in a very difficult situation with respect to making appointments for new teaching positions, because they could not commit themselves to an appointment until they were assured of funds for the salary for that position.

If this committee could see fit to initiate legislation which would make it possible to authorize teaching appointments on a 2-year advance basis, it would then be possible for the school officials each spring to make appointments for the following fall for the new graduates of colleges, where we would get our best qualified applicants. At the present time most of the good applicants are gone by the time we have funds to commit appointments, so we urge you to give consideration to that particular possible legislation.

Thank you, sir.

Senator PROXMIRE. Thank you very much, Dr. Haworth.

HEALTH

STATEMENT OF DR. CARELL HUTCHINSON, REPRESENTING THE HOUSE STAFF ORGANIZATION OF DISTRICT OF COLUMBIA GENERAL HOSPITAL; ACCOMPANIED BY DR. ROBERT NEDZBALA AND DR. NORMAN STUART KOVAL

PHYSICIANS' SALARY, DISTRICT OF COLUMBIA GENERAL AND FREEDMAN'S HOSPITALS

Senator PROXMIRE. Are you Dr. Hutchinson? Fine, Doctor; will you came right up here? We are happy to have you. You represent the house staff organization of District of Columbia General Hospital.

Dr. HUTCHINSON. And also Freedman's Hospital.

Senator PROXMIRE. Is Dr. Nedzbala or Dr. Santangelo here? If you would like to have them come forward with you, they are welcome. In your absence we announced, because there are 66 witnesses, we are going to have a very brief statement from each. I am sure you understand. Whatever you can't say orally, will be put in the record. Go right ahead.

Dr. HUTCHINSON. Distinguished members the committee and Mr. Chairman, I am Dr. Carell Hutchinson, Jr., and the statement I am about to present has been jointly concurred in by both the House——

Senator PROXMIRE. Let me interrupt. Dr. Nedzbala and Dr. ——

Dr. KOVAL. Koval, sir.

Dr. HUTCHINSON. Dr. Santangelo had an emergency and was not able to appear. This statement is addressed to the Senate District Appropriations Subcommittee, from the house staff organization of District of Columbia General and Freedmen's Hospitals, under date of September 14, 1966, concerning the subject of proposed house staff salary increases.

PROPOSED INCREASES

The House Staff Organizations of the District of Columbia General and Freedmen's Hospitals, representing over 300 physicians, present

the following statement in order to make clear our position on house staff salaries:

1. The increases proposed in the current District budget are inadequate. The amounts proposed were arrived at by the District of Columbia government through a study performed by the classification and wage administration division of the District of Columbia personnel office which was completed in September 1965. This study was based solely on the principle of competitive wages as compared to other municipal hospitals throughout the Nation and was compared to other local hospitals. We would respectfully point out that the comparative figures are over 2 years old and are no longer accurate. More important is the fact that there is absolutely no attempt in the report to arrive at salary figures that would enable house officers to support themselves and their families in a modest and respectable manner.

We submit that this is economically unjust and that the proposed house staff salary increases should be based on a realistic living wage in this metropolitan area.

RETROACTIVE INCREASE

2. House staff salary increases should be made retroactive to July 1, 1966. House staff morale at the District of Columbia General, already at a low ebb, suffers from the knowledge that every other employee of the District of Columbia General Hospital, from medical director to chambermaid, is enjoying the benefit of their recent salary increase since July 1.

UPGRADING DISTRICT OF COLUMBIA GENERAL SALARIES

3. The salary differentials between the District of Columbia General and Freedmen's Hospitals have increased since the recent pay raises for Federal employees, and the proposed increases for the District of Columbia General do not eliminate these differentials. A recent investigation of this problem by HEW officials corroborates our own conclusion—that resolvement of this problem rests with the U.S. Congress making house staff stipends at the District of Columbia General Hospital comparable to those of the other federally financed medical training programs in this area.

RESPONSIBILITIES OF HOUSE STAFF PHYSICIAN

4. It must be pointed out that today's house staff physician is hardly a "post-doctoral student" in the usual sense. The fact is that of the 100 or more hours he works each week, over 80 percent of this time is spent in direct professional service and patient care. His responsibilities cannot be exaggerated for they involve the very lives and health of the citizens of this community. However, in spite of this responsibility and workload, the incredible reality remains that they are forced to exist on wages that are simply inadequate for the day-to-day needs of their own families.

LIVABLE SALARIES

5. The unfortunate trend that is already leading our most talented young citizens away from a career in medicine can be directly traced to the prospect of the many years of financial insolvency required of today's young physician. We submit that this trend is already reach-

ing crisis proportions in this country and can only worsen if house staff salaries are not brought up to reasonable livable scales. The proposed salary increase for the District of Columbial General Hospital house staff does not meet this basic minimum standard.

6. It is evident that a policy of fiscal expediency has been the dominating, if not single, factor in determination of house staff salaries. The economic justice and morality of these pay scales have apparently been of little or no concern to those responsible for these determinations. The traditional financial exploitation of house officers must come to an end. We are asking this committee to increase the budgetary allowance for house staff salary increases so that the minimum scale of a living wage becomes an immediate reality.

MINIMUM SALARY, INTERN

7. We would suggest that the stipend for a single intern be set at $6,000 per annum and that annual seniority increases be no less than $500. We also recommend a pay differential for married house officers in an amount of no less than $500.

The cost of this proposal is approximately $500,000 per year as compared to the $150,000 proposed in the District of Columbia Commissioners' report and already approved by the House of Representatives. We submit that the $350,000 difference is a relatively small amount but that it will go a long way toward establishing a policy of economic justice to the long-suffering house officer.

Thank you.

This statement is signed by the respective house officers of the two organizations.

Senator TYDINGS. When you say house officers, does that include an intern?

Dr. HUTCHINSON. The house staff organization consists of the duly appointed intern and resident physicians on duty at the particular hospital.

Senator TYDINGS. And what you are advocating is found on exhibit 2, house staff plan, is that right?

Dr. HUTCHINSON. That is correct, sir.

Senator TYDINGS. And an additional cost, it says on exhibit 2, of 393——

OUTDATED COMPARISON FIGURES

Dr. HUTCHINSON. Sir, that is a recent proposal. If you will look down at one of the notes, the footnotes at the bottom, it says, as a result of a meeting on September 26, 1966, between our house staff organization representatives and Dr. Murray Grant, District of Columbia Director of Public Health, it was acknowledged that figures used in the District of Columbia government proposals for stipend increases were outdated.

To procure comparability to some of the nongovernment privately operated hospitals in the District of Columbia area, Dr. Grant proposed to ask the U.S. Senate Appropriations Subcommittee to increase the stipends originally proposed by the District of Columbia government by an additional $500 per District of Columbia house staff officer. That is column C with the asterisk to the right of the large letter C.

What we are proposing is to the right of the house staff plan. That is column D.

Senator TYDINGS. That is right. Actually, there should be $500 added to all of those as the result of that footnote, is that right?

Dr. HUTCHINSON. That is correct.

Senator PROXMIRE. Thank you, Dr. Hutchinson. That is a persuasive and convincing case you make. It is hard for me to understand why there is not a lot of support in the medical profession for this kind of thing. I hope when you gentlemen become prosperous M.D.'s, that you retain your present views. I am afraid the same thing may happen as happens to those of us in the Senate who, as we become more senior, change our views on seniority.

Senator TYDINGS. This is a national problem. I think that the treatment of interns and young residents in hospitals is outrageous in this country. I know the way they are treated in Baltimore and the way you are treated here. It is just not right. We will see what we can do.

Senator PROXMIRE. Yes, indeed. Thank you very much.

Dr. HUTCHINSON. Thank you.

EXHIBITS

Senator PROXMIRE. We have had a chance to look your exhibits over. They are excellent and they certainly support your case. They will be put in the record, too.

(The documents follow:)

EXHIBIT I

Table of organization of District of Columbia General Hospital's house staff physicians,[1] 1966–67

Department	University service (if so divided)	Number approved residency positions	Number residents by year				Present number filled resident positions (+) or (−)
			1st	2d	3d	4th	
Anesthesiology		7	4	3			(−) 5
Pathology		12	4	3	3	2	(−) 9
Medicine	Georgetown	15	8	6	1		[2]
	George Washington	15	11	3	1		[2]
	Howard	8	4	2	2		[2]
General surgery		13	4	2	3	3	(−) 1
Urology		4	1	1	1	1	(−) 1
Neurosurgery		4		2		2	(+) 1
Neurology		5	2	2	1		(−) 3
Obstetrics and gynecology		11	3	6	2		(+) 1
Ophthalmology		4		1	3		(+) 2
Orthopedics		8		3		5	[2]
Otolaryngology		10	3	3	3	1	(−) 3
Psychiatry		8	3	3	2		(−) 6
Pediatrics		15	5	7	3		(−) 2
Totals		[3] 139	52	47	25	13	(−) 26

[1] Total number of training positions: 193, including 57 medical and 6 dental internships, and 136 approved residency positions. Above approved positions are via AMA. The District of Columbia Public Health Service allocates stipends for 127 residency positions. Any discrepancies in figures may be due to slight variations in short-term rotations from the various university hospitals. There are presently (September 1966) 44 foreign residents and 9 foreign interns constituting 38 percent and 18 percent, respectively, of the house staff officers on duty at District of Columbia General.

[2] All filled.

[3] 1 radiology resident rotates from Georgetown University for short periods.

There are presently 49 of a possible 57 medical interns at District of Columbia General, there being a shortage of 8 interns. (3 acting interns and 33 externs are also employed by the hospital.)

EXHIBIT II

Maximum potential costs of various proposals for house staff annual stipend increases at District of Columbia General Hospital, 1966–67[1]

Position	Number	Present stipends	A Present costs	House of Representatives passed increases	B[2] Additional costs	New District of Columbia government recommended increases[3]	C[2] Additional costs	House staff plan	D[2] Additional costs
Intern	62	$3,800	$235,600	$4,500	$43,400	$5,000	$74,400	$6,500	$167,400
1st-year residency	52	4,100	213,200	5,000	46,800	5,500	72,800	7,000	150,800
2d-year residency	47	4,400	206,800	5,500	51,700	6,000	75,200	7,500	145,700
3d-year residency	25	4,700	117,500	6,000	32,500	6,500	45,000	8,000	82,500
4th-year residency	13	5,000	65,000	6,500	19,550	7,000	26,000	8,500	54,500
Totals	[4]199		838,100		193,900		393,400		591,900

[1] All stipend figures are the married rates—66 percent of resident physicians and 43 percent of intern M.D.'s, in July 1966, were married. Actual costs of these increases would therefore be considerably less than the maximum potential costs. The $591,000 total for our proposal, for example, is approximately $400,000 when calculated with the actual number of resident and intern physicians on duty at District of Columbia General.

[2] B, C, and D are the additional costs of the stipend increases based on the various proposals. Thus, letter B is a column representing the maximum additional costs of the U.S. House of Representatives passed stipend increases. Lettered col. C are the new stipend proposals to be submitted by Dr. Murray Grant (see note below). Col. D constitutes the stipends proposed by the District of Columbia General and Freedmen's house staff organizations, the column itself representing the maximum theoretical additional costs.

[3] As a result of a meeting (Sept. 26, 1936) between our house staff organization representatives and Dr. Murray Grant, District of Columbia Director of Public Health, it was acknowledged that figures used in the District of Columbia government's proposals for stipend increases were outdated. To produce "comparability" to some of the non-government, privately operated hospitals in the District of Columbia area, Dr. Grant proposed to ask the U.S. Senate Appropriations subcommittee to increase the stipends originally proposed by the District of Columbia government by an additional $500 per District of Columbia General house officer.

[4] Figures obtained from the District of Columbia General Hospital medical director's office.

EXHIBIT III

Per annum budgets of house staff physicians [1] at the District of Columbia General Hospital

	Interns						Residents							
	Single			Married			Single				Married			
Number of children				0	0	0			0	0	I	II	III	IV
Rent	$1,200	$720	$900	$1,320	$1,560	$1,740	$1,000	$360	$2,000	$1,640	$1,650	$1,800	$2,080	$3,000
Food	1,460	1,500	1,095	1,032	1,040	720	930	1,080	1,200	1,500	2,600	1,440	1,300	1,800
Car payments		1,080	840		1,008	545			780	800		840	1,091	
Car insurance	300	160	210	200	138	145	150	160	154	120	194	75	187	140
Car registration and tax	25	35	50	25	20	30	25	23	35	25	35	20	30	35
Gas and repairs	465	350	360	240	360	400	400	300	200	300	950	240	1,200	800
Dental, health, and life insurance	150	228	355	300	180	850	200	190	1,750	600	730	400	928	554
Clothing	400	100	350	600	480	250	200	500	300	250	400	400	1,000	600
Vacation and entertainment	700	700	765	560	360	400	440	500	500	750	750	400	200	500
Books and journals	100	100	50	360	300	150	100	180	200	100	200	200	200	150
Telephone	400	72	180	120	240	150	120	40	150	180	600	100	120	150
Miscellaneous	500	250	200	400	500	200	500	550	500	1,350	200	400	500	300
Taxes	350	350	375	500	600	500	390	500	950	1,400	790	950	1,390	300
Total	6,060	5,645	5,730	5,657	6,786	6,080	4,455	4,383	8,719	9,015	10,599	9,065	11,726	8,329
Education debts		2,500	3,000		5,000		2,000			6,600	5,000		5,000	

[1] Random selection done in September 1966. Annual budgets are fairly typical of the financial requirements of most house officers at District of Columbia General, although some have greater indebtedness and some have higher budgetary needs, a few, lower than those listed.

EXHIBIT V

Interns and residents stipends paid by various hospitals in the Washington, D.C., area

Hospital	Number of beds	Number of interns	Intern stipends		Residents stipends, 1966			4th year	Miscellaneous
			1965	1966	1st year	2d year	3d year		
Prince Georges	381	7		$4,500	$4,800	$5,100	$5,400	$5,700	$75 per month and $15 for children if married; 17 residents.
				5,400	5,700	6,000	6,300	6,600	
Freedmen's	437	32	$5,400	5,594	6,941	7,770	8,599	8,702	86 residents.
St. Elizabeths	[1] 7,228	10	5,400	5,594	6,941	7,770	8,599	8,702	24 residents.
Providence	367				[2]				5 residents.
Washington Hospital Center	800	45	3,900	4,500	4,680	4,860	5,040	5,220	81 residents; $600 if married and 1 child.
				5,100	5,280	5,460	5,640	5,820	
Sibley	339								Nightwork for residents of other hospitals: $40, $60, and $80 per night.
				5,160	5,760				Married rates.
Suburban	280	(4)		[3] 4,000	[3] 4,500	[3] 5,000	[3] 5,500	[3] 6,000	Plus $300 if married (plus $500 [3] if married); 118 residents (−18).
District of Columbia General	1,250	57 (−8)	3,500						
Georgetown	387			(3,900)	4,100	4,500	4,980		
George Washington	430	28		3,600	3,900	4,200	4,500	4,800	Plus full maintenance; 10 residents.
Casualty	250				6,000	6,600	7,200		Pay depends on rank and amount of service; 130 residents.
Walter Reed	1,465	32		8,600	9,800				Pay depends on rank and service time; 84 residents.
Bethesda	595	18		8,600	9,800				Plus $50 per month if married; 25 residents.
Children's	216				3,420	4,020			Plus $660 per year if married; 9 residents.
					4,020	4,620			
Columbia	156				4,800	5,050	5,300		Free apartment and utilities.
					5,400	5,650	5,900		5 residents.
Doctors Hospital	307				7,200	7,800	9,000		Supplied by George Washington University.
Washington Sanitarium	285	11		3,840					Supplied by Georgetown University.
National Orthopedic	125				4,680	5,280	5,880	6,480	Military rank and like other military groups.
Fairfax	300			4,500					$8,230 for 5th year; 66 residents.
				4,800		4,350			
Arlington				3,900					
NIH					(4)	(4)	(4)	(4)	
Veterans' Administration					4,610	5,460	6,440	7,110	

[1] 265 medical and surgical.
[2] $4.50 per hour.
[3] Proposed raises for 1966-67 by District of Columbia government.
[4] Base pay from $8,000 to $10,000.

Source; Medical director's offices and medical resident on call.

Intern and resident stipends paid by city and city-county hospitals in cities over 500,000 population, 1965 and 1966

EXHIBIT V

City	Hospital	Beds	Interns	Intern stipends		Residents stipends 1966			
				1965	1966	1st year	2d year	3d year	4th year
New York	Bellevue	2,646	109	$3,720	[1] $4,500	[1] $4,980	$5,580	$6,000	6,500
Chicago	Cook County [2]	2,747	144	2,700			3,200	3,800	4,400
Los Angeles	Los Angeles County General	3,151	218 (−20)	3,600	5,940	7,200	7,800	8,400	9,000
San Francisco	San Francisco General.	906	60	3,600	(4,000)	4,600	5,100	5,800	
Philadelphia	Philadelphia General.	1,711	90 (−12)	2,500	[3] 3,000	3,800	4,300	4,800	
Detroit	Detroit General	697	36	4,097	4,500	4,750	5,000	5,250	5,500
Buffalo	Meyer Memorial	972	30	3,620					4,728
Houston	Taub General	506	26	1,500			4,272		
San Antonio	Green Memorial	288	24	4,200	4,200			5,700	
Dallas	Parkland Memorial	879	57	2,400	3,120				
Cleveland	Metropolitan General	554	34	3,200	4,400	4,800	5,200	5,600	
St. Louis	St. Louis City	909	52	4,157	(3,840)	4,320			
Milwaukee	County General	826	40	3,504	3,500	4,000	5,000		
Boston	City Hospital	1,243	77	3,000	3,600	4,200	4,800	5,400	6,000
New Orleans	Charity Hospital	2,640	126	2,100	2,400	2,700	3,000	3,300	3,700
Pittsburgh	Allegheny General	608	16 (−14)	3,600	7,200				
Seattle	Kings County	580	37	1,500	2,400	3,000	4,400		[4] 7,000
Baltimore	Baltimore City	1,776	(35)	4,000	4,000	4,500	5,000	5,500	6,000
Cincinnati	Cincinnati General.	766	52	3,600	[5] 3,600	3,600			
San Diego	General Hospital	722	24	4,415	4,400	5,100			6,000
Washington	District of Columbia General.	1,750	57	[6] 3,500					

[1] Plus $930 if living out.
[2] November 1966 pay raises of $100 per month.
[3] To be raised to $7,000 by July 1967: did not fill intern quota.
[4] Chief.
[5] $300 per month [ ] raises in January 1967.
[6] Plus $300 if married.

Source: Medicine Resident on call in various cities via long-distance phone calls.

EXHIBIT VI

Annual salary rates of various job categories at District of Columbia General Hospital, effective as of July 1, 1966

Position	Salary range		Miscellaneous
	Minimum	Maximum	
Chief medical officers	$18,157	$25,435	
Medical officers (3 grade levels)	15,561	19,593	Less than board eligibility; few.
Do	17,198	21,905	Board eligible.
Do	18,157	23,620	Board certified.
Social workers	8,421	12,056	2 grade levels.
Administrative assistant	6,451	10,451	
Secretaries	5,331	7,649	
Morgue technicians	4,776	6,216	
Ward clerk	4,269	5,565	
Dental technician	4,269	5,565	
Staff nurse	5,331	6,915	New graduate.
Staff nurse (1 year's experience)	5,867	7,649	
Staff nurse (1 year's general and 1 year's specialized experience).	6,451	8,368	
Assistant head nurse	7,068	9,183	
Head nurse	7,696	10,045	
Assistant nursing supervisor	7,696	10,045	GS–9.
Assistant nursing instructor	7,696	10,045	
Assistant supervisor of nursing	8,421	11,013	GS–10.
Nursing supervisor and instructor	9,221	12,056	
Librarian	7,696	10,045	
Carpenters	6,136	6,801	
Practical nurses	4,269	6,216	
Nursing assistant	3,925	5,565	2 levels.
Pharmacists	7,696	10,004	
Plumbers	6,406	7,072	
Guards	4,269	6,565	
Pharmacy assistant	4,269	6,216	
Director of volunteers	8,421	11,013	
Storekeeper clerks	4,269	5,565	
Housekeeping supervisor	7,696	10,045	
Laboratory technician	5,331	6,915	
Dietician supervisor	8,421	11,013	

GOVERNMENT OF THE DISTRICT OF COLUMBIA,
D.C. GENERAL HOSPITAL,
Washington, D.C., September 9, 1966.

To: Senator Robert C. Byrd, Chairman, Senate District Appropriations Subcommittee.

From: House Staff Organization of the District of Columbia General Hospital.

Subject: Position of the D.C. General House Staff Concerning the Proposed House Staff Salary Increases.

1. The House Staff salary increases proposed in the current D.C. budget are inadequate and long overdue. The amounts of the proposed increases were arrived at by the D.C. Commissioners through a study performed by the Classification and Wage Administration Division of the D.C. Personnel Office which was completed in September of 1965. This study, although emphasizing the need for salary increases for House Staff, was based solely on the principle of "competitive" wages as compared to other local hospitals throughout the Nation. The fact that the comparative figures are over two years old and are by and large no longer accurate is a small point. More important is the fact that there is no apparent attempt in the report to arrive at salary figures that would enable house officers to support themselves and their families in a modest but respectable manner. We believe that this is not economically just and that the proposed houst staff salary increases should be based on a realistic living wage in this metropolitan area.

2. National legislation establishing a minimum wage on a livable scale for all house officers across the Nation and the rapid eradication of the long held tradition of exploitation of house officers would certainly be in the best interests of the medical profession and therefore of the Nation.

The peculiar status of House Officers of the District of Columbia General Hospital as "G.S. Special" deprives us of certain advantages enjoyed by every other employee, professional and non-professional, in the hospital complex. This

creates a definite morale problem among house staff, to wit: there is presently wide-spread concern on our part that any salary increases voted this year will not be retroactive, as suggested by the District Commissioners, in spite of the fact that our own Medical Officers have been enjoying their recent Civil Service pay raises since July 1st of this year.

4. The members of the D. C. General Hospital house staff are responsible for the medical well-being of a large percentage of the population of Washington, D.C. The concept of house officers as "post-graduate students only" in a teaching hospital such as this is rapidly decimated when one considers that over eighty per cent of their time is spent in direct professional service and patient care. The average work week carries from a low of approximately sixty hours to well over one hundred hours. The house staff is responsible for the city's largest out-patient clinic and emergency ward service along with its large in-patient services. As professional people their responsibilities cannot be exaggerated for they involve the very lives and health of the citizens of this community. Despite this responsibility and workload, the incredible reality remains that they are forced to exist on wages that are inadequate for the day-to-day needs of their own families.

5. Today's physician, in large measure, no longer begins his practice after his internship at age 25–27. Rather, the vast majority undertake post-doctoral residency training It is simply impossible today to attain competence in the rapidly widening subspecialties of medicine in the brief year of internship. Most young physicians feel that the period of residency training is a necessity if they are to practice the high quality of medicine justifiably demanded by the American public. Equally true is the fact that most new physicians do not enter the field of medicine with a vow to remain celibate until age 30, 32, or 34. Hence most physicians are married and support growing families long before they have finished their training. We believe that physicians at this level of training are entitled to a living wage and that the proposed increases fail to meet this standard.

6. Today, the District of Columbia General Hospital House Staff member, in order to support himself and his family must—

A. be independently wealthy,

B. engage in outside employment at the risk of losing his hospital appointment and in detriment to his training program and already limited family life,

C. undertake serious debt—not for luxuries, but for the necessities of of living,

D. accept family financial help if available.

E. any combination of above.

We submit that this is economically unjust and that you, Senator, are in the unique position to substantially rectify this situation.

7. After careful consideration of our status, training and service to the public and likewise cognizant of the training opportunities offered to us as house officers, we feel that the following salary scale would more nearly approach the principle of a modest living wage.

	Single	Married
Intern	$6,000	$6,500
1st year resident	6,500	7,000
2d year resident	7,000	7,500
3d year resident	7,500	8,000
4th year resident	8,000	8,500

The cost of these increases would amount to approximately $500,000 annually in the District Budget as opposed to the unrealistic proposal submitted by the District Commissioners calling for an increase of $150,000 for this purpose.

The difference in cost is approximately $350,000—a relatively small amount. The difference in principle, however, is large, and the decision to act in our favor is presently in your hands and that of your Committee.

We are asking you, Senator, to propose in your Committee hearings, an increase in the District Budget as outlined above. We are confident that your own

investigations of this matter will lead you to a conclusion similar to that we have briefly outlined in this communication.

Very respectfully,

R. M. Nedzbala, M.D.,
ROBERT M. NEDZBALA, M.D.
President, House Staff Organization.
Robert P. Santangelo,
ROBERT P. SANTANGELO, M.D.,
Vice-President.
John M. Bete,
JOHN M. BETE, M.D.,
Treasurer.
A Cuomo,
ANTHONY J. CUOMO, M.D.
Secretary.

HOUSE STAFF ORGANIZATION,
FREEDMEN'S HOSPITAL,
Washington, D.C., September 12, 1966.

HON. ROBERT C. BYRD,
Old Senate Building,
Washington, D.C.

DEAR SIR: Concerning the issue of D.C. General Hospital House Staff physician stipend increases as requested in the D.C. Budget currently under consideration by the U.S. Congress:

(1) We are in substantial agreement with the policy statement (9–9–66) of the D.C. General House Staff Organization. Their statement is a concise and eloquent exposition generally compatible with our own position as presented in previous policy statements. For the sake of emphasis, however, we would like to comment further on some aspects of this issue.

(2) The salary differentials between D.C. General and Freedmen's Hospitals have increased since the recent pay raises for federal employees became effective (7–1–66), no similar increases having been provided for D.C. employees. This deplorable situation in which Freedmen's House Staff officers rotating to D.C. General Hospital presently lose as much as one-half of their Freedmen's annual stipend is an unfair labor practice and should promptly be rectified.

(3) The recent inquiry (July 1966) by Senator Robert F. Kennedy in our behalf resulted in a further investigation of the salary differential problem by Colonel Leonard of HEW, at the request of HEW Secretary Gardner. The conclusion of that investigation corroborates our experience—that resolvement of this problem rests with the U.S. Congress making House Staff stipends at D.C. General Hospital comparable to those of the other federally financed training programs in this area.

(4) The present proposals for House Staff stipend increases are only palliations—not cures—for these stipend inadequacies. This problem will be resolved, however, when House Staff physicians are paid professionally respectable and just stipends consistent with the education and responsibilities required of these positions. In the interim, the proposals by the D. C. General House Staff Organization for living wages ought to be adopted immediately. Their recommendation for married Intern physician stipends, for example, approximates the $6,600 annual base salary offered by the D. C. Transit Authority to bus driver "trainees" for a work week averaging 40-hours. The quite modest proposal of $6,000 per annum for unmarried Intern physicians would represent approximately $1.25 per hour based on 103 hours per week—the average number of hours actually worked by the typical D. C. General House Staff officer. This stipend does not include increased rates for hours worked in excess of 40 per week. Persons in other professions at similar levels of "training" as ourselves are paid far higher salaries.

(5) We urge that the stipends paid House Staff officers be placed in the categories of tax-free fellowships, as is presently done in other types of professional training and in some phases of medical training programs. This would be quite helpful inasmuch as the present and proposed stipends are less than just in terms of House Staff physicians' contributions.

(6) Unquestionably, the present status of this problem, as reflected in the D. C. Commissioners' Report, is a national disgrace. We strongly recommend

that the U. S. Congress enact a national minimum stipend law for House Staff physicians. Such guarantees are presently provided unskilled and skilled industrial workers, as well as other types of employees. The U. S. Congress has enacted legislation in behalf of just salaries for its own members. However, the nature of our work in dealing with our most precious national resource, human life, prevents us from utilizing the traditional means of agitating for our own economic interests. Likewise, we do not have direct access to the legislative processes and are thereby again handicapped in our ability to deal adequately with our rights.

(7) We have noticed the tendency in recent years for the U. S. Congress to act when a full-blown crisis was evident. We submit that the House Staff physician question is presently in a state of crisis. The full magnitude of this problem would be even more apparent if so many foreign medical school graduates were not recruited as House Staff physicians in this country. Notwithstanding this artificial buoying up of the present crisis, the true magnitude of the present problem will ultimately manifest itself. In a few years, even recruitment of foreign medical school graduates will be inadequate to supply the House Staff needs of this society. By then, the crisis will possibly be full-blown—unless alleviated soon by realistic solutions.

Already, many of the most able American young people have abandoned potential careers in medicine for training in other professions where adequate, respectable financial remuneration may be realized during earlier phases of their professional careers. The present financial practices, if allowed to continue, will undobutedly result in the further decline of the prestige in being an M.D. Active practitioners will increasingly be so overworked that they will be unable to enjoy the financial rewards derived from their labors—or adequately reflect on their unusual, difficult, and/or problem cases (shades of the present?). The adverse effects on the health standards of this country will by that time be evident—but perhaps too late to reverse the decline in the medical profession without resort to far more drastic measures than are needed at present.

Example: because of shortages of physicians entering psychiatry as a specialty, psychiatry residences already are subsidized by U. S. Government grants, and "trainees" may be paid $12,000 or more annually if out of medical school for three or more years.

Clearly, a policy of financial expediency has dominated the determination of House Staff stipends. The economic justice and morality of these pay scales have apparently been of little concern to those responsible for these formulations. In such an impasse, the U. S. Congress has an unequivocal responsibility to enact needed legislation. A beginning can be made in dealing with the problem of House Staff stipends by providing a living stipend for House Staff physicians at D. C. General Hospital. Certainly national legislation directed toward providing a professionally respectable, moral and economically just stipend for House Staff physicians is long overdue. We sincerely hope the U. S. Congress will not fail us.

Respectfully yours,

MICHAEL H. JACKSON, M.D.,
Co-Chairman, Grievance Committee.
OSWALD G. WARNER, M.D.,
Co-Chairman, Grievance Committee.
CARELL HUTCHINSON, M.D.,
Co-Chairman, Grievance Committee.
DON J. SEWELL,
President.
VINCENT J. ROUX, Sr., M.D.,
Vice-President.
NOUCLIFF BROWN, M.D.,
Secretary-Treasurer.

(NOTE.—Copies of this letter will be sent to various members of the U.S. Congress and to other officials and interested parties.)

HOUSE STAFF ORGANIZATION,
FREEDMEN'S HOSPITAL,
Washington, D.C., April 30, 1966.

Sir: We take the liberty of writing you because of your history of championing just and enlightened causes and/or your official status—and because

we have exhausted all possibilities of getting a satisfactory solution to the problem of salary differentials, following protracted negotiations with the Freedmen's Hospital Administration. Therefore, please consider this letter a protest to the salary differential practices presently employed by Howard University and Freedmen's Hospital relating to our rotations to other affiliated medical training institutions with lower salary scales, especially D.C. General Hospital. Further, consider this letter an expression of our strong objections to the failure of D.C. General Hospital—as recommended by the D.C. Public Health Service—to request budgetary increases for the coming fiscal year sufficient to make its House Staff salary scale comparable to those of Freedmen's, St. Elizabeths, and NIH. In addition, consider this letter a criticism of the D.C. Public Health Service for its failure to enforce its own recommendations concerning this matter—and the D.C. Commissioners, the U.S. Public Health Service and HEW for allowing this situation to develop.

Historically, Howard University, in cooperation with Freedmen's Hospital, has affiliations with various hospitals both here in D.C. as well as in other cities such as Norfolk, Virginia; Staten Island, New York; New York City, New York; etc. Resident physicians, as a part of our training—and to provide us with experiences we would otherwise be unable to obtain at Freedmen's—are sent to these various affiliated institutions for periods varying from one month to as long as one or, rarely, two years. The other hospitals provide salary scales either comparable to or, occasionally, higher than that of Freedmen's, in some instances lower. One of the worst examples of the lower salary scale is that provided by D.C. General Hospital, to which the largest contingent of our House Staff members are sent.

We currently lose as much as $3,900 individually in annual salaries as a result of the salary differences between D.C. General and Freedmen's Hospitals. We could cite example after example to demonstrate how the present policy has created unnecessary hardships for us and our families. As a result, many potential Freedmen's House Staff members have sought training positions at other institutions. The ultimate effect of this situation has been a demoralized Freedmen's House Staff faced with the prospect of drastic salary cuts when sent to D.C. General, with subsequent serious implications concerning the quality of specialty training as well as services provided.

We have repeatedly asked the Freedmen's Administration to eliminate the practice of salary differentials but have thus far been met with rebuffs.

We now insist upon enactment of the policy that our House Staff members—whether on duty at Freedmen's Hospital or affiliated institutions, especially D.C. General, receive salaries with annual increments of increase reflecting our greater responsibilities, training and experience, without salary reductions resulting from assignment to an affiliated hospital with a lower salary scale. By enactment of such a policy we can have sufficient financial stability to enable us to pursue our duties without worrying about vacillating salaries resulting from being sent to the various affiliated hospitals. This is the same policy now employed by our kindred, federally sponsored medical training institutions in this area, St. Elizabeths Hospital and NIH. We know of no valid reason why we must be treated in this discriminatory and arbitrary fashion.

The present House Staff salary scale at D.C. General Hospital, for example, ranges from $3,400 annually for unmarried Intern M.D.'s to $4,700 for single 4th year Senior Resident Physicians, $300 being added annually if one is married. We consider this salary scale as inadequate, unrealistic, professionally degrading and insulting to us as Doctors of Medicine. The comparable salaries for St. Elizabeth's and Freedmen's range from $5,400 to $8,400, without any differential based on marital status. Higher salary scales prevail at NIH and other agencies under the auspices of the U.S. Public Health Service.

D.C. General's House Staff salary scale is less than that for virtually all ancillary and paramedical personnel employed there. Yet, the overwhelming responsibility for patient care and management is in the hands of the House Staff. If the House Staff were to cease functioning at D.C. General, that hospital would become a custodial care, nursing home. Nor do House Staff M.D.'s receive overtime pay, though working or on duty for long, continuous hours, usually in excess of 100 hours per week. In fact, House Staff officers at D.C. General are paid less than the $1.25 minimum hourly wage required by federal law. Administrative medical officers, by contrast, are paid at G.S. levels commensurate with their training, these salaries ranging from $12,000 and higher for those employed full-time (i.e., 40 hours per week).

A newly graduated, unmarried, registered nurse, with 4 years of high school education and 3 years of nursing school training, working 40 hours per week—who receives her orders from House Staff M.D.'s—earns more than the highest paid Chief Resident M.D. paid at the D.C. General salary scale. This, despite the fact that the M.D. House Staff Chief Resident is usually married and has children. His minimum advanced academic background is 12 years of combined college, medical school, and post graduate medical education, and he has already earned at least 2 degrees, including an M.D.

The proposed House Staff salary raises at D.C. General—to commence the coming fiscal year if approved by Congress—from $4,000 to $6,000 with an additional $500 annually if married—do not eliminate these salary differentials. A budgetary increase of $150,000 was requested by the D.C. General Hospital Administration for a House Staff of potentially 200 physicians (October 1965). Approximately $500,000 would have been the appropriate budgetary request to eliminate the present salary discrepancies. The fact that administrative representatives of two of the three medical school services at D.C. General, Georgetown and George Washington Universities, were allegedly opposed to meaningful House Staff salary raises—presumably because this would exert pressure to increase comparable salaries at their respective University Hospitals—should not have influenced the D.C. General Hospital Administration to renege on its mandate from the D.C. Public Health Service (i.e., to request a budgetary increase sufficient to eliminate the differentials). Paradoxically, D.C. General is able to spend in excess of 13 million dollars for its current building program.

In a somewhat abbreviated fashion, we have attempted to document our contention that we are being unfairly economically exploited. All that we are really requesting are living wages while we are serving as House Staff officers. Howard University and Freedmen's Hospital require us to sign contracts which forbid us from having other employment during our tenure as House Staff M.D.'s. Nevertheless, our bills must be paid, our children and families adequately fed, clothed, educated and otherwise properly cared for even while we are fulfilling commitments at affiliated hospitals such as D.C. General. Now, and in the future, suffering humanity will benefit by the extra training we receive. Surely, such initiative should be rewarded rather than penalized, as is presently the case.

It is inconceivable to us that in this, the materially wealthiest nation on Earth—where college football players are paid as much at $800,000 to sign professional football contracts, and where billions of dollars are spent to aid impoverished humanity all over the globe—we House Staff M.D.'s and our families are denied elementary economic justice.

We know our position is quite reasonable. We hope that you as a government official will feel that there is sufficient merit to our case to independently investigate this problem, and subsequently lend your support to our efforts to obtain justice.

For more detailed information, please feel free to contact us, and we will be happy to assgin ont of our members to assist you.

Respectfully,

EMORY E. MAZIZUA, M.D.
President.
REUBEN W. LATTIMORE, M.D.
Vice-President.
SAMUEL B. ROSSER, M.D.
Secretary-Treasurer.
DUN Y. SEWELL,
Social Chairman.
HENRY S. ANDERSON, M.D.
Howard University Service, D.C. G.H.
MICHDAE H. JACKSON, M.D.
Co-Chairman, Grievance Committee.
OSWALD G. WARNER, M.W.
Co-Chairman, Grievance Committee.
CARELL HUTCHINSON, Jr. M.D.,
Co-Chairman, Grievance Committee.
VINCENT J. ROUX, Sr., M.D.
Interns' Representative.

(NOTE—This letter will be mailed to various concerned officials in the D.C. government, to officials in the legislative and executive branches of the U.S. government, and to other persons as circumstances may require.)

HOUSE STAFF ORGANIZATION,
FREEDMEN'S HOSPITAL,
Washington, D.C., June 13, 1966.

Hon. CHARLES A. HORSKY,
Presidential Administrative Assistant for D.C. Affairs,
White House, Washington, D.C.

DEAR SIR: This letter is in response to your phone conversation with our representative (5–27–66) concerning our current dispute over House Staff physician salary differentials between Freedmen's Hospital (Federal) and D.C. General Hospital (D.C. Government), and your request for particulars concerning the issues involved.

We have now exhausted all U.S. governmental executive authority at levels below the highest authorities. We have received sympathetic responses from administrative representatives and other officials including: Freedmen's Hospital Superintendent, Dr. Burbridge; D.C. Commissioners' administrative assistants, Messers. Weinberg, Stewart and Coleman; D.C. Public Health Service Director, Dr. Murray Grant; U.S. Public Health Service Director of Hospitals, Dr. Ferrazzano; and HEW administrator, Mr. Director.

Although all the above listed officials felt we had a justifiable grievance, none of them were able or willing to resolve this problem. The D.C. officials felt that their budgetary request for House Staff salary increases was as much as they were willing to permit at this time, although they promised future salary increases more frequently and with larger increments of increase. Dr. Grant presented a position consistent with that of the D.C. Commissioners. The D.C. Corporation Counsel's office indicated that dual salaries (from D.C. General and Freedmen's Hospitals simultaneously) would be illegal.

Dr. Ferrazzano of U.S.P.H.s apparently agreed with the proposal of Dr. Burbridge of Freedmen's that if any Freedmen's House Staff members sent to D.C. General could demonstrate financial hardships resulting from this rotation, Freedmen's would try and provide supplemental finances. Aside from the obvious non-feasibility of this alternative—the necessity of our House officers having to virtually declare paupers' oaths to secure elementary economic justice, and the possible preferential treatment of some members compared with others—this solution would appear illegal if the D.C. Corporation Counsel's interpretation of the law is valid. (The D.C. Commissioners' representatives also agreed that such a solution would probably be nonworkable.) However, the Freedmen's Hospital Administration felt strongly that D.C. General's House Staff stipends should parallel those of the other federally financed medical training institutions in this area inasmuch as D.C. General's budget is similarly appropriated by the federal government.

Mr. Director of HEW stated that the levels of House Staff stipends recommended by him resulted from the realization that these salaries should be stipends on which House Staff physicians and their families could actually live and be reasonably financially solvent. He suggested the possibility that this matter could possibly be resolved satisfactorily at the level of the highest federal executive authority—hence, this letter.

Enclosed are additional data which we hope will be of some assistance in further acquainting you with this problem.

Respectfully yours,

MICHAEL H. JACKSON, M.D.,
Co-Chairman, Grievance Committee.
OSWALD G. WARNER, M.D.,
Co-Chairman, Grievance Committee.
POWELL HUTCHINSON, M.D.,
Co-Chairman, Grievance Committee.
VINCENT J. ROUX, Sr., M.D.,
Interns' Representative.
HENRY S. ANDERSON, M.D.,
Howard U. Service, D.C.G.H.
EMORY E. MAZIZUE, M.D.,
President.
REUBEN W. LATTIMORE, M.D.,
Vice-President.
SAMUEL B. ROSSER, M.D.,
Secretary-Treasurer.
DAN J. SEWELL, M.D.,
Social Chairman.

(NOTE.—This letter will be mailed to various concerned officials and to other persons as circumstances may require.)

A SUMMARY OF OUR BASIC POSITION AND OUR REACTIONS TO SOME OF THE ARGUMENTS PRESENTED IN THE DISTRICT OF COLUMBIA REPORT (ENCLOSED)

1. We believe that as graduate physicians we are entitled to stipends representing realistic, liveable levels consistent with our responsibilities and educational backgrounds—the same as for other types of professional and non-professional personnel employed by D.C. General Hospital. The D.C. Government apparently wishes to maintain the facade that as "trainees" we are functioning not as graduate M. D.'s but as "students". This attitude represents a marked oversimplification and actual misrepresentation of our roles as House Staff officers. The concept of "training" here is likewise somewhat misleading, and is apparently consciously distorted in order to justify the low stipends paid to House Staff M. D.'s. Our "training" is post-graduate medical education similar to that received by post-doctoral fellows in other types of professional training. However, we perform definite services in patient care and management which are difficult to separate from the strictly "training" aspects of our roles.

For example, all patients at D. C. General Hospital are service or staff patients, meaning that there are no private patients there. If the service aspect of the work done by the House Staff at D. C. General was provided by private physicians, the costs would amount to millions of dollars in physicians' and surgeons' fees. Yet, we who provide services ostensibly worth millions of dollars are denied even a decent living stipend. Obviously, the responsible officials are aware of this fact.

In a sense, newly elected members of the U. S. Congress, U. S. Cabinet appointees, or even a newly elected U. S. President, are all "trainees", there being no formal schools to teach them these duties. By contrast, however, none of these distinguished officials are expected to accept degrading or below subsistence salaries, but rightly receive salaries compatible with the prestige and responsibilities of these high offices.

We might suggest, for example, if the illusion of our being strictly "students" is to be continued, that D. C. General House Staff physician positions, as well as those at Freedmen's, be placed in classified job categories and that we henceforth receive stipends for our services comparable to those paid other M.D.'s in federal service at similar levels of experience as ourselves (e.g., GS ratings of 10 to 14)—with or without tuition being required for "training" received.

2. The following tables are comparisons of House Staff stipends between Freedmen's and D. C. General. We can find no reasonable justification for this contradictory situation. For numerous, obvious reasons, this situation for us represents poor fiscal financial policy. We cannot conceive of any efficiently run, self-respecting corporation even attempting to pay its' executives in such an unsound fashion.

TABLE I.—*Current House staff salaries at Freedmen's Hospital*

Intern	$5,400
1st year resident	6,700
2nd year resident	7,500
3d year resident	8,300
4th year resident	8,400

TABLE II.—*Current house staff salaries at District of Columbia General Hospital*

	Single	Married
Intern	$3,500	$3,800
1st year resident	3,800	4,100
2d year resident	4,100	4,400
3d year resident	4,400	4,700
4th year resident	4,700	5,000

TABLE III.—*Proposed house staff salary increases for District of Columbia General*

	Single	Married
Intern	$4,000	$4,500
1st-year resident	4,500	5,000
2d-year resident	5,000	5,500
3d-year resident	5,500	6,000
4th-year resident	6,000	6,500

TABLE IV.—*Losses in salaries (per annum) to Freedmen's house staff officers on duty at District of Columbia General Hospital*

	Single	Married
A. Current salary losses:		
Intern	(1)	(1)
1st-year resident	$2,900	$2,600
2d-year resident	3,400	3,100
3d-year resident	3,900	3,600
4th-year resident	3,700	3,400
B. Losses in salaries with proposed District of Columbia General Hospital stipend increases:		
1st-year resident	2,200	1,700
2d-year resident	2,500	2,000
3d-year resident	2,800	2,300
4th-year resident	2,400	1,900

[1] Freedmen's interns do not rotate to District of Columbia General.

The D.C. Government Report suggests that low stipends are somehow the price House Staff physicians pay for specialty board eligibility. However, even the AMA has reversed its long-standing (and misguided) position concerning this issue in favor of liveable stipends, as cited in the D.C. Report. We submit that the former policy of the AMA was incorrect and should not have persisted for the great length of time which it did. A "cultural lag" perhaps contributes to the resistance to progress of some M.D.'s who were so extravagantly exploited under the previous policy.

3. The question of House Staff salaries is a serious national problem. We regard the present status of such stipends, despite improvements, a national disgrace. Only federal government, and some exceptions to the generally prevailing conditions, escape this criticism. In some countries with nearly comparable living standards as in the United States, such as Scandinavian countries like Denmark, House Staff M.D.'s are paid respectable, liveable stipends, averaging the equivalent of approximately $10,000 annually for physicians comparable to Interns.

4. While presenting an excellent and generally objective case in behalf of House Staff stipend increases, the D.C. Report deprecates its own well-prepared brief by using unrealistic, self-serving rationalizations to justify the below subsistence level increases requested. Their proposals for salary increases are not the logical outgrowths of the premises they use to justify the increases. The Report's recommendations for increases do not emphasize what to us is the most logical and singularly important argument both in behalf of the increases and the levels of these increases: "liveability". Neither their present or proposed range of salaries passes this most vital test. In terms of today's living conditions, their proposed increases terminate where they ought to begin.

We invite the D.C. Commissioners and others responsible for making these decisions to imagine themselves and their families attempting to survive on such salaries as are presently paid the D.C. General House Staff, as well as with the proposed increases: they would surely find, as we have found, that they would be existing at or near poverty levels, and would undoubtedly require additional funds from some source. Our members are not starry-eyed college kids, and our ages range from roughly the mid-twenties to the early thirties, some members being older, a few younger. Many, if not most, of us have families and as many as four children, and we must live on these stipends.

The overwhelming majority of our House Staff members at Freedmen's are nonwhite. If this Nation is now seriously but belatedly addressing itself to the

question of the status of Americans of predominantly African ancestry, the legacies of these past and present sins are nevertheless reflected in the medical profession as in virtually all the other institutions of American society. Our members must pay higher rent, as do others of similar pigmentation, in order to obtain decent housing under the discriminatory rental and home purchasing conditions in the D.C. area, as compared to our Caucasion colleagues. Many of our members have had to make extreme personal and financial sacrifices in order to complete college and medical school. Hence, the fight we are waging on this issue is far from simply academic or intellectual gymnastics, but must be viewed in terms of the serious human implications.

5. The D.C. Report would appear to take comfort in the fact that its stipends for House Staff M.D.'s, with the proposed increases, will approximate those of privately run teaching institutions in this area. The generally existing stipends as listed in this Report are inadequate even at face value. Injustice, even if widely practiced, is nevertheless an evil. We do not excuse the D.C. Commissioners and feel that they have no reason to cloak themselves in the argument of "comparability" to private medical teaching institutions.

The D.C. Government, presumably liberal and progressive in its outlook—consistent with a similar philosophy now motivating the federal government—is nevertheless capable of perpetrating the type of economic injustice reflected in its recommendations for D.C. General House Staff salary increases. Yet, in job categories other than House Staff stipends, the D.C. Government strives for "comparability" with similar federal jobs, and uses this argument in recruiting personnel. This should also be the same for House Staff salaries, especially since the D.C. Government, and in turn, D.C. General Hospital, are financed by federal government appropriations. We further believe that the D.C. Government, rather than discredit its own veracity on this issue, should take the lead and provide guidance for the possibly less-enlightened, making its D.C. General House Staff salary scale either a model for others to follow—or at least comparable to those of the other federally financed institutions in this area.

6. Much of the statistical data in the D.C. Report is, of course, outdated, many institutions having increased their stipends since 1964. In one large city, for example, city-wide House Staff salaries were increased when the wives of several House Staff officers applied for and received Relief funds. Another example: The median annual Intern stipends at federal hospitals (Veterans Administration, Public Health, etc.), according to the May 1966 survey conducted by *Hospital Physician* magazine, is now $6,500 and above, and for Resident M.D.'s is $8,100.

7. The D.C. Report contends that differentials of $300 and proposed $500 are factors in recruitment. Inasmuch as the basic salaries have been below subsistence levels we are puzzled as to precisely "how" this differential could constitute a significant factor in recruitment. However, if this contention is correct, then by logical extension, would not the higher figure in each category constitute even greater recruitment factors because of its universality? Rather, it would appear to us, that this is another means of cutting corners or "cost economy".

President Lyndon B. Johnson, shortly before his gall bladder surgery, said that doctors of medicine were closely akin to, or God-like. However, we House Staff physicians and our families cannot exist on heavenly manna. We require material goods as do other mortals. We hope that the White House can help resolve this problem.

HOUSE STAFF ORGANIZATION FREEDMEN'S HOSPITAL,
MICHAEL H. JACKSON, M.D.,
Co-Chairman, Grievance Committee.
OSWALD G. WARNER, M.D.,
Co-Chairman, Grievance Committee.
CARELL HUTCHINSON, Jr., M.D.,
Co-Chairman, Grievance Committee.
VINCENT J. ROUX, Sr., M.D.,
Interns' Representative.
HENRY S. ANDERSON, M.D.,
Howard University Service, D.C.G.H.
EMORY E. MAGIYUE, M.D.,
President.
REUBEN W. LATTIMORE, M.D.,
Vice-President.
SAMUEL B. ROSSER, M.D.,
Secretary-Treasurer.

DANAL J. SEWELL, M.D.,
Social Chairman.

(NOTE.—This letter will be mailed to various concerned officials and to other interested parties as circumstances may require.)

THE WHITE HOUSE,
Washington, June 18, 1966.

DR. EMORY E. MAZIQUE,
Freedmen's Hospital,
Washington, D.C.

Dear DR. MAZIQUE: I am very much obliged to you for sending me the information contained in your letter of June 13, concerning the differentials for house staff physicians between Freedmen's Hospital and D.C. General. The other material enclosed with your letter is also very useful in giving me the full nature of the problem.

I realize now that a great many people have given a good deal of time to the issue and at least have recognized that a discrepancy exists and that action should be taken with respect to it. I also realize that the many factors which enter into the problem have produced a wide variety of answers across the United States.

Nevertheless, now that I am aware of the situation, I will be alert to it whenever appropriations for the District Department of Public Health are under consideration and I will do what I can toward bringing about improvement.

Sincerely,

CHARLES A. HORSKY,
Advisor for National Capital Affairs.

CONGRESS OF THE UNITED STATES,
HOUSE OF REPRESENTATIVES,
Washington, D.C., June 29, 1966.

HON. CARL HAYDEN,
Chairman, Senate Committee on Appropriations.

DEAR CHAIRMAN HAYDEN: I should like to call to your attention the problem confronting the House Staff at Freedmen's Hospital here in Washington, D.C.

It has come to my attention that the salaries of resident physicians, as well as other staff members, are substantially lower than those paid to other hospitals in the District of Columbia. I would hope that the Senate Appropriations Committee would hear from representatives of the House Staff Organization at the hospital to present their case.

Any assistance you can offer on this matter would be greatly appreciated.

Warmest personal regards,

Sincerely,

PHILLIP BURTON,
Member of Congress.

THE DISTRICT OF COLUMBIA,
Washington, D.C., May 20, 1966.

HON. PHILLIP BURTON,
House of Representatives,
Washington, D.C.

DEAR MR. BURTON: Reference is made to your letter of May 9, 1966, regarding the level of stipends paid by the District of Columbia Government to medical interns and residents-in-training at D.C. General Hospital in comparison to those paid by other hospitals in the Washington Metropolitan area.

At the outset, it is important to mention the District Commissioners on October 21, 1965, approved increases in the stipends for interns and residents at D.C. General Hospital and residents at Glenn Dale Hospital. These increases are to become effective July 1, 1966, subject to the availability of funds from Congress in the fiscal year 1967 budget of the Department of Public Health.

These revisions in the level of stipends will now range from $4,000 per annum for a single intern to $6,000 for a single fourth year resident and from $4,500 per annum for a married intern to $6,500 for a married fourth year resident. The

basis for our decision was as a result of a study of intern and resident stipends paid by local private and public hospitals, as well as stipends paid by city and city-county hospitals in cities over 500,000 population. A copy of the study is attached and I believe that the report fully explains the rationale for making these adjustments.

The stipends have been approved as follows:

	Single	Increase	Married	Increase
Intern	$4,000	+$500	$4,500	+$700
Resident—1st year	4,500	+700	5,000	+900
Resident—2d year	5,000	+900	5,500	+1,100
Resident—3d year	5,500	+1,100	6,000	+1,300
Resident—4th year	6,000	+1,300	6,500	+1,500

A comparison of stipend levels with hospitals in the Washington Metropolitan area indicates that the new stipends will meet or exceed the stipends for almost every private hospital in the Washington Metropolitan area at the intern level and exceed the stipends paid by these hospitals at various residency levels. We believe this to be a competitive stipend both locally and nationally.

We realize that the District's stipend levels are lower than Freedmen's Hospital and St. Elizabeths Hospital. However, St. Elizabeths is a specialized hospital offering only a small number of full medical internships and most residencies are primarily in psychiatry. This type of hospital must offer a high stipend in order to supplement the limited nature of the training.

On the other hand, major teaching hospitals, such as D.C. General, do not normally offer as high a stipend, since the training offered gives them a natural recruiting advantage over non-teaching hospitals. For example, in 1964, such hospitals as Los Angles General, paid interns $2520 per annum; Philadelphia General paid $2640 per annum; San Francisco General paid $2712 per annum; Cook County General paid $1500 per annum, and at that time D.C. General paid $3500 per annum to its interns.

The rotating program between the medical services of Howard University, George Washington University, Georgetown University and D.C. General, provide for the placement of interns and residents in any one of the services. District interns and residents who are assigned to a service with a lower stipend also receive a reduction in stipend level.

At this time we can find no basis to increase our stipends above those to become effective July 1, 1966; however, we will give periodic review to insure continuance of competitive stipend levels.

Sincerly yours,

WALTER N. TOBRINER,
President, Board of Commissioners, D.C.

REPORT ON INTERNS' AND RESIDENTS' STEPENDS IN HOSPITALS IN THE WASHINGTON METROPOLITAN AREA AND IN 20 CITIES OVER 500,000 POPULATION

I. INTRODUCTION

The trend in stipends for medical interns and residents in hospitals in the Washington Metropolitan Area and in general hospitals in the large urban centers indicates a continued and rapid rise. The reason for this can be attributable to the continued shortage of interns. Table 1 gives a five year comparison of number of hospitals offering internships, the number of internships offered, the available interns on duty and the percentage of interns filled.

TABLE I.—*Number of internships, 1959–64*

Year	Number of hospitals	Number of internships	Number of filled positions	Percentage of positions filled
1959–60	865	12,580	10,253	82
1960–61	864	12,547	9,115	73
1961–62	816	12,074	8,173	68
1962–63	789	12,024	8,805	73
1963–64	765	12,229	9,636	79

Source: "Directory of Approved Internships and Residencies, 1964," American Medical Association.

In this same period, the experience of hospitals in the District of Columbia as shown in Table 2 was similar to the internship availability on a national level.

TABLE 2.—*Number of internships in the District of Columbia, 1959–64*

Year	Number of hospitals	Number of internships	Number of filled positions	Percentage of positions filled
1959–60	11	234	212	92
1960–61	12	240	206	87
1961–62	11	170	124	73
1962–63	10	186	127	68
1963–64	10	207	151	73

Source: Ibid, 1959 through 1964.

The problem of the intern shortage becomes even more apparent when it is noted that in the last 5 years D.C. General Hospital has only received an average of 57% of its intern needs through the American Medical Association's National Intern Matching Program (See Table 3).

The question then arises that if the Department of Public Health must recruit approximately 42% of its interns at D.C. General, what level of stipend is required to supplement any natural advantages it may have as a teaching institution.

II. NATIONAL INTERN STIPENDS

A shortage of skilled workers, whether they be engineers, trades and craftsmen, or interns, normally results in vigorous recruiting activity by competing organizations to provide higher salaries and greater benefits to prospective employees. It therefore became elemental that competing hospitals would act no differently for qualified interns and residents by offering higher stipends and greater perquisities.

Ten or fifteen years ago, the teaching hospitals similar to D.C. General paid practically no stipend to interns and residents since the number of graduating medical students significantly exceeded the demand. Also, the teaching hospitals believed that the teaching offered in its medical program was compensation enough because it was equipping the individual for his future career.

In the last decade, the concept of low or no stipend has been considered obsolete and completely unimaginative in light of such factors as—

1. The competition for talent by other professional and scientific fields.
2. The increasing cost in time and money of the total educational experience of the student of medicine.
3. The increased cost of living for the young physician and his family.
4. The changed economic status of the hospital patient population.
5. The increasing cost of hospitalization to the patient.

In 1961, the American Medical Association's House of Delegates recommended that the Council on Medical Education and Hospitals accept that—

"1. The graduate physicians serving as intern or resident should receive financial support commensurate with his professional responsibilities and with due recognition of his educational opportunities.

"2. The medical profession must assume an increasing responsibility for the development of appropriate methods of financial support of the intern and resident, so as to accomplish the above objective."

Of the non-Federal Governmental hospitals, e.g., State, County, and City, the 42 city hospitals cited in the American Medical Association Directory comparable to D.C. General, offer the greatest number of internships, i.e., approximately 30 per hospital. The average number filled per hospital was slightly less than 24. Although the 6 unfilled positions per hospital may not at first glance seem critical, it does indicate that a hospital will not have the planned coverage it believes is necessary to staff its various services. It is interesting to note that the intern needs of D.C. General is almost twice the needs of the average city hospital in the United States.

Nationally, the affiliated type of hospitals (which includes D.C. General) for the period 1964–65, paid an annual average salary of $3,053 per annum. This is an increase of 16% above intern salaries reported during the period 1963–64 and 33% above the period 1962–63. These figures would be higher had the value of

the subsistence provided (room, food and/or laundry) by most of the hospitals been included as part of the cash stipend.

A review of stipends paid interns in city or city-county hospitals in 20 cities over 500,000 population since 1962 indicates a 32.4% increase in stipends. This supports the American Medical Association's 33 percent cited in the preceding paragraph. There have been some extreme changes, for example, Philadelphia General Hospital has increased its stipend payments over 400% going from $516 per year and full maintenance in 1962 to $2,640 per year and full maintenance in 1964, and Baltimore City Hospital has increased its intern stipend payment by over 120%.

Exhibit 1 to this report gives a comparison of the stipend payments of city and city-county hospitals, number of beds, internships offered and comparative stipends for 1962 and 1964.

Based on comparability with similar types of hospitals, D.C. General would now rank eighth if only cash values were compared but much lower if the maintenance values were known and could be added to the stipends paid by these hospitals.

III. LOCAL INTERN STIPEND LEVELS

During the period 1964–1965, D.C. General filled 30 of 57 internships available from the National Intern Matching Program. This was 53% of their intern needs and required the medical services to recruit and arrange interviews to fill the 27 remaining vacancies.

Table 3 below summarizes how D.C. General has fared under the National Intern Matching Program (NIMP) during the last six years.

TABLE 3.—*Number of internships placed through the national intern matching program at District of Columbia General Hospital 1959–61*[1]

Year	Internships offered	Number placed by NIMP	Number recruited by services	Percent matched	Number of acting interns
1959–60	56	28	28	50	
1960–61	64	46	18	72	
1961–62	64	23	41	36	
1962–63	56	34	22	61	
1963–64	57	38	19	67	6
1964–65	57	30	21	53	6

[1] Mean percentage placement through national intern matching program is 57 percent.

As you will note in Table 3, the burden of filling the vacancies falls on the heads of the services at the hospitals and certainly interferes with their primary medical objectives.

The small number of medical students coming from local medical schools indicates the lack of drawing power of D.C. General for local talent, although our affiliation with the Georgetown University, George Washington University and Howard University Medical Services should be an attraction in addition to the level of training being offered.

The preceding is interesting from the standpoint that major teaching hospitals which in the past drew their quota of interns on the basis of teaching reputation now are finding stiff competition from non-affiliated hospitals. Non-affiliated hospitals are not generally regarded as major teaching institutions, but do generally offer more substantial stipends.

It seems plausible that D.C. General, in order to attract qualified interns must maintain its high standing as a teaching institution and offer a competitive stipend. Even with these factors, vigorous recruitment on the part of the staff may still be required.

If there is one thing that becomes clear from a study of the stipends offered by the hospitals of the country, it is there is *no* such thing as a standard stipend. Stipends may range from $1,000 per year to as high as $7,200 per year plus maintenance. Because of the high percentage of married interns (27 of 60 interns at D.C. General are married) many more hospitals now provide married quarters or give an additional allowance to married interns. These factors become extremely important when the training merits of one hospital are equal to another.

Exhibit #2 is a bar graph which shows a comparative picture of stipends paid by local hospitals both in cash and maintenance offered. Although these hospitals other than D.C. General, may use other values for their maintenance, the D.C. Government's maintenance values as recommended by the Committee on Quarters, Subsistence and Laundry, have been used to obtain uniformity as well as a standard charge of D.C. Health Insurance.

Taking a simple average of these stipends for *single interns* only, but without D.C. General discloses that the average cash stepend is $3,557 per annum while the adjusted stipend (including free maintenance) averages over $3,900 per annum. The unadjusted average stipend exceeds our present stipend of $3,500 for single interns by a slight amount; however, the adjusted mean stipend *substantially* exceeds D.C. General's stipend for single interns as well as exceeding the married stipend of $3,800 paid by the District.

It seems abundantly clear that the prevailing practice is for each hospital to set its stipend (including maintenance provisions) at such levels as is necessary to supplement its natural advantage as a training institution. On this basis, it would appear that the stipend for D.C. General should be adjusted to compliment its own natural training program.

IV. RECOMMENDATION FOR INTERN STIPENDS AT DISTRICT OF COLUMBIA GENERAL HOSPITAL

The fact that D.C. General was able to fill, or substantially able to fill its intern quotas in the past few years in spite of the national shortage of interns, and in spite of competition from local, private and Federal Government hospitals, attests to the high level of training offered by D.C. General.

The problem seems to have developed to the point where competition by hospitals has become so keen for interns that like any scare commodity, the "price" and other attendant embellishments have increased rapidly.

The services at the hospital *must* be covered by interns, especially a hospital of the size and complexity of D.C. General. Lack of such coverage at the start of a term would place a disproportionate burden on the new interns. The filling of available internships must be accomplished before the start of a new term; therefore, recruitment commences early in the year. Because of the limited number of medical students graduating, there is little chance of filling vacancies immediately before a term or after the start of a term. A hospital does not want to place itself in the position of accepting marginal students to fill its needs.

The stipends paid by Federal hospitals in this area, plus the high cost of living, and the impact of high Federal employment, create a situation with which similar hospitals in other cities do not have to contend, or have to contend with in only a minor way.

Our purpose in recommending higher stipends includes the weighing of certain of these intangibles in addition to the direct comparison of stipends paid by local hospitals.

In the final analysis, the application of best judgment seems to be the major prevailing factor. This judgmental application must be exercised from the position that to set the stipend too high would place D.C. General in too competitive a position and unnecessarily increase operational costs. Also, it would be reasonable that other area hospitals finding themselves in a poor competitive position would be forced to increase their own stipends. Such a condition would serve no purpose other than to place D.C. General in an unfair stipend position. It would not alleviate the overall shortage of interns.

Therefore the following stipend adjustment for interns is recommended:

	Per annum
Existing:	
Single	$3,500
Married	3,800
Recommended:	
Single	4,000
Married	4,500

The Medical Director at D.C. General has stated that the stipend differential between married and single interns and residents has been a definite aid in recruitment. We are recommending that this be continued.

V. RECOMMENDED RESIDENT STIPENDS AT D.C. GENERAL HOSPITAL

Little has been presented in the way of information regarding stipends for residents-in-training since the intern stipend sets the basis for stipends for residents. However, stipends for residents increased almost 10% ($4,037) for 1964–65 over the previous period for first year residents.

It is considered highly justified that the current differential of $300 between intern and residency levels which were established more than 10 years ago be increased to $500 both for single and married residents.

It is therefore recommended that the following resident stipends for D.C. General be established as follows:

Residents	Existing stipends		Recommended stipends	
	Single	Married	Single	Married
1st year	$3,800	$4,100	$4,500	$5,000
2d year	4,100	4,400	5,000	5,500
3d year	4,400	4,700	5,500	6,000
4th year	4,700	5,000	6,000	6,500

It is believed that the proposed levels are realistic and will maintain equity from a wage administration standpoint as well as offer an incentive to get the best qualified residents as possible to train and serve at D.C. General Hospital.

VI. STIPENDS AT GLENN DALE HOSPITAL

Glenn Dale Hospital being a specialty hospital and having an isolated location has had a higher resident stipend for its first year residents and fourth year resident than D.C. General. We now believe that the recommended married or single first year resident stipend and fourth year resident stipend at D.C. General will be adequate for the recruitment of the three or four positions required at Glenn Dale.

It is therefore recommended that Glenn Dale now be included in the stipends for residents with D. C. General. There are no interns involved.

VII. COST

Based on the positions currently filled at D.C. General Hospital and Glenn Dale Hospital, it is estimated that the increased cost for the stipends proposed would be approximately $150,000 on a fiscal year basis.

Because of the impact on the Department of Public Health budget, it is recommended that the new stipends be placed into effect July 1, 1966. This would give the department time to amend their budget for Fiscal Year 1967.

VIII. SUMMARY

1. We find that D.C. General Hospital is competitive on a cash stipend basis but falls behind in terms of cash plus maintenance added.

2. The fact that Freedman's Hospital is paying $1,100 above D.C. General for interns results in a decided recruiting advantage for the former for prospective interns from Howard University.

3. Since we cannot offer a comparable "professional" starting salary to interns commensurate with that of other hard-to-recruit professional positions, we must find a balance between the stipend and training offered.

4. It is critical that the services at the hospitals be covered by a competent and skilled house staff.

5. Since D.C. General Hospital receives only slightly more than half of its intern needs from the National Intern Matching Program, D.C. General must offer a competitive stipend as well as a high level of training.

It is therefore strongly recommended that the stipends proposed be considered for submission to the Board of Commissioners for their approval.

EXHIBIT I

Intern stipends paid by city and city-county hospitals in cities over 500,000 population, 1962 and 1964

City	Hospital	Number of beds	Number of internships	Stipend, 1962	Stipend, 1964
New York	Bellevue	2,646	109	[1] $2,292	[2] $3,720
Chicago	Cook County	2,747	144	[2] 1,500	[2] 1,500
Los Angeles	Los Angeles County General	3,151	218	[3] 2,340	[2] 2,520
San Francisco	San Francisco General	906	60	2,520	2,712
Philadelphia	Philadelphia General	1,711	90	[3] 516	[2] 2,640
Detroit	Receiving Hospital	697	36	[3] 3,780	[3] 3,864
Buffalo	Meyer Memorial	972	30	[3] 3,252	[3] 3,620
Houston	Taub General	506	26		[2] 1,500
San Antonio	Green Memorial	288	24	[1] 2,400	[2] 3,000
Dallas	Parkland Memorial	879	57	[3] 1,500	[3] 2,100
Cleveland	Metropolitan General	554	34	[2] 2,004	[1] 3,200
St. Louis	St. Louis City	909	52	[3] 2,820	[3] 2,814
Milwaukee	County General	826	40	[3] 2,112	[3] 2,713
Boston	City Hospital	1,243	77	[2] 1,656	3,000
New Orleans	Charity Hospital	2,640	126	[2] 1,500	[2] 1,500
Pittsburgh	Allegheny General	608	16		
Seattle	Kings County	580	37	[2] 1,320	[2] 1,500
Baltimore	Baltimore City	1,776	35	[1] 1,800	4,000
Cincinnati	Cincinnati General	766	52	[3] 1,200	1,800
San Diego	General Hospital	722	24	2,400	3,844
Washington, D.C.	District of Columbia General	1,750	57	2,796	3,500
Median (without District of Columbia).				2,202	2,907

[1] Either full or partial maintenance provided.
[2] Full maintenance provided.
[3] Partial maintenance provided.

COMPARISON OF INTERNSHIP STIPENDS
OFFERED BY LOCAL HOSPITALS
$1,000
$2,000
$3,000
$4,000
$5,000
$6,000
HOSPITALS
(BEDS)
Prince George's Hosp. (361) Single
Married
Freedmen's (437)
St. Elizabeth's (1,098)
Providence (367) Single
Married
Wash. Hosp. Center (813)
Sibley (330)
Suburban (250)
D.C. General (1,250) Single
Married
Geo. Wash. Univ. (457)
Wash. Sch. Hosp. (258)
Georgetown (367)
Cash
Maintenance

69-796—66——45

EDUCATION

STATEMENT OF FRANKLIN WALLICK, LEGISLATIVE CHAIRMAN, SHEPHERD ELEMENTARY SCHOOL, PTA

SCHOOL BUDGET

Senator PROXMIRE. Our next witness is Mr. Frank Wallick, legislative chairman of the Alexander Shepherd School, PTA. I would ask Mrs. Mayo Du Basky, if Mrs. Du Basky is here, to come forward while Mr. Wallick is testifying. Is Mrs. Du Basky here? Then Mrs. Cynthia Dyson. All right, Mr. Wallick is an old friend of mine, and I am very happy to see him present. He is an extremely able man.

Mr. WALLICK. Thank you, Mr. Chairman.

Senator PROXMIRE. He is not only active in his school work, but he is one of the brilliant leading men in the labor movement in this country. Mr. Wallick, go ahead.

Mr. WALLICK. I wish my wife could hear that. She is outside, in the back, trying to get in.

Senator PROXMIRE. I thought she was here. That is why I said it.

Mr. WALLICK. Mr. Chairman, Senator Tydings, my name is Frank Wallick. I am legislative chairman of the Shepherd School Parent Teachers Association. On behalf of our group I am asking that a $44,000 budget item to plan for a school addition at Shepherd be restored in the District of Columbia school budget.

We are not asking for any special treatment. We realize that public funds are limited, that many schools need and deserve help from this subcommittee. We ask the subcommittee to do as much as humanly possible to make our District of Columbia schools good places for children to study and to become good citizens of the future. We feel that what happens to our own Shepherd Elementary School is important to the entire community, so we ask your help.

Our neighborhood is located in upper Northwest Washington, east of Rock Creek Park. Our school population has burst at the seams during the past 5 years. The demand for classroom space grows each year. There is every prospect it will keep growing for some years to come. Our community is especially attractive to families with school-age children. A school census conducted by PTA volunteers 2 years ago among 96 percent of all homes showed our school population will grow steadily for the next 5 years.

Members of the PTA have tried to improvise ways to deal with overcrowding at Shepherd. But what we have done and can do is limited. We raised $1,200 among ourselves late last year to build a temporary partition for a new classroom in our school basement. This curtailed space for preschool children and the school lunchroom. But it was a sacrifice we ultimately felt was necessary to serve the children's needs.

Next we dismantled our school library and reassembled it at the rear of our school auditorium.

The work, material, and plans for both these projects was volunteered by PTA members. We created two new classrooms, but our space is still not sufficient for the needs of our children today, and certainly will be woefully inadequate for the increase expected in future years.

May I say that we believe in paying for our schools and would welcome additional taxes of any kind—property, sales, or what have you—to finance not only our school needs at Shepherd, but the school needs of the entire District of Columbia. And I think people in our particular neighborhood should pay considerably more taxes than people in the lower income sections of the District of Columbia.

The $44,000 planning item for an addition at Shepherd was approved by the District Commissioners, but was dropped by the House District Appropriations Subcommittee. At the time it was dropped there was uncertainty about the source of revenue for the new year. It is our hope you will restore our request and the requests of other schools.

Our school was built for 449 students. Last year it served 538 students and this year we have 547 students. Thus we are 98 students—roughly 25 percent—over our capacity. And today we are using every inch of available space, with serious overcrowding in many classrooms. If we do not have additional space very soon, we shall fall so far behind we may never be able to catch up. We could soon reach the point of no return if we do not obtain additional classroom space.

We devoutly believe that the quality of schools in the District of Columbia is high and is steadily improving—but none of us can relax our determination to keep them good and improve them whenever dangers of overcrowding occur. We, whose children attend Shepherd, live and work in the District because we have faith that funds will be forthcoming from Congress to enable our schools to meet their future needs. So on behalf of Shepherd PTA we appreciate this opportunity to be heard and beseech your support in helping us to maintain the high educational standards we have enjoyed in the past.

Senator PROXMIRE. I understand the restoration has been requested by the Commissioners. They not only requested it initially, but after the House knocked it out, they requested us to restore it.

Thank you very much for your statement, Mr. Wallick.

STATEMENT OF CYNTHIA A. DYSON, LEGISLATIVE COMMITTEE, BENJAMIN ORR ELEMENTARY SCHOOL

SCHOOL BUDGET

Senator PROXMIRE. Our next witness is Mrs. Cynthia A. Dyson. I understand Mrs. Mayo Du Basky has entered the room while Mr. Wallick was speaking, and if she would like to come forward, she can follow Mrs. Dyson.

Mrs. Dyson, you will be the next witness.

Mrs. DYSON. I am from the Orr PTA.

The front section of Orr School is condemned. If your house had been condemned you would have to move out, in fact the U.S. marshal would make you move. Yet a public building can go on being occupied. Orr is where our children attend school. The following two things need your immediate attention.

1. The roof needs repairs.

(*a*) A second floor ceiling is weak from leakage. In fact, the other day it collapsed.

(*b*) Water seeps through to basement so that nothing can be kept on this level.

2. Floors in front section are unsafe. When the children have civil defense drill they have to come through this section to enter basement. When 387 pupils are thrown into this one area the building shakes under the weight. A second floor classroom is so weak that boards give under the weight of one person. There are 35 students who occupy this classroom every day, last year. The other room in this condemned section holds 43 students. These children are our responsibilities; we shouldn't let them take the risk of entering these rooms.

Our west front is in terrible condition. The front section should be demolished. The section following the front section could be expanded on both sides to include the following:

1. Classrooms.
2. Extra activity rooms for special classes.
3. Adequate lavatory facilities. We only have two at present.
4. A lunchroom.
5. An auditorium.

The new apartments and houses in the area are bringing in new students. Some of these pupils will soon overflow any addition added to Randall Highland and also the one at Kimball. We must be prepared to accept this overflow. Under the present conditions we are not. If the Federal Government can always have adequate money for their new office buildings, why can't we have the same for our children who are entrusted with the future.

Senator PROXMIRE. A very good question. I agree with the obvious rhetorical answer.

Thank you very much.

STATEMENT OF MRS. MAYO DU BASKY, KETCHAM SCHOOL PTA; LEGISLATIVE CHAIRMAN, AREA 4–B COUNCIL, PTA

PREPARED STATEMENT

Senator PROXMIRE. Our next witness is Mrs. Mayo Du Basky, representing Ketcham School PTA, and you are also the legislative chairman of Area 4–B Council, PTA, I understand. Place your prepared statement in the record at this point.

(The statement follows:)

SEPTEMBER 1966 ENROLLMENTS SHOW CONTINUED GROWTH IN AREA 4–B

These figures show the capacity of the designated schools, the current September enrollment, the total first grade enrollment, and the first grade figures for 1960 when available.

School area 9

Ketcham:	
Capacity	560
Current September enrollment	852
Total 1st grade enrollment	119
1st grade enrollment for 1960	87
Nichols Avenue:	
Capacity	480
Current September enrollment	708
Total 1st grade enrollment	139

Moten:	
Capacity	948
Current September enrollment	1,500
Total 1st grade enrollment	293
1st grade enrollment for 1960	210
Birney:	
Capacity	900
Current September enrollment	1,150
Total 1st grade enrollment	218
1st grade enrollment for 1960	147
Garfield:	
Capacity	780
Current September enrollment	973
Total 1st grade enrollment	169
1st grade enrollment for 1960	175
Turner:	
Capacity	720
Current September enrollment	909
Total 1st grade enrollment	234
1st grade enrollment for 1960	158
Green:	
Capacity	1,116
Current September enrollment	1,439
Total 1st grade enrollment	288
Stanton:	
Capacity	810
Current September enrollment	1,451
Total 1st grade enrollment	253
1st grade enrollment for 1960	203

School area 10

Beers:	
Capacity	660
Current September enrollment	853
Total 1st grade enrollment	103
1st grade enrollment for 1960	102
Randle Highlands:	
Capacity	240
Current September enrollment	373
Total 1st grade enrollment	50
1st grade enrollment for 1960	28
Orr:	
Capacity	240
Current September enrollment	382
Total 1st grade enrollment	86
1st grade enrollment for 1960	52

School area 14

Congress Heights:	
Capacity	480
Current September enrollment	550
Total 1st grade enrollment	100
1st grade enrollment for 1960	99
Draper:	
Capacity	918
Current September enrollment	1,250
Total 1st grade enrollment	188
1st grade enrollment for 1960	99
Simon:	
Capacity	960
Current September enrollment	1,207
Total 1st grade enrollment	177
McGogney:	
Capacity	1,056
Current September enrollment	1,216

Hendley:	
Capacity	1,056
Current September enrollment	1,405
Total 1st grade enrollment	255
1st grade enrollment for 1960	130
Patterson:	
Capacity	1,050
Current September enrollment	1,140
Total 1st grade enrollment	221

With a total capacity in area 4–B of 12,974 (new McGogney school opened in September) enrollments only 1 month after the opening of the school year total 17,458. We are now 4,484 over capacity.

First grade figures for September are nearly 17 percent of the total.

Junior High Schools show a total enrollment of 4,318, a combined total of 992 over the combined capacities of the 3 Junior High Schools in Southeast.

SCHOOL BUDGET

Mrs. DU BASKY. That is right. I want to first of all mention that we expected this hearing sometime last spring, and, therefore, that explains the little patches you will find on your copy of the statement. Things have changed since last spring.

Mr. Chairman and members of the committee, in 1907 Ketcham Elementary School at 15th and Good Hope Road SE., was built to accommodate a small stable community. To meet the needs of the wartime "baby boom" two small wings were added in 1940–41 increasing school capacity to 540. But Anacostia is no longer a community of older families and single homes. Apartment construction and the transition to younger families with school-age children has increased school enrollments beyond the ability of the school to accommodate them all.

Official memberships have shown a steady growth since 1963. Enrollment in February 1960 was 560; February 1963 was 630; February 1964 was 700; February 1965 was 763; April 1965 was 813; April 1966 is 772. The present enrollment today is 852.

These figures show a 12-percent growth per year. A recent boundary change transferred 180 children to Moten, and in February 1966, 223 pupils were moved into the administrative annex on the Anacostia High School grounds.

Moving seven classes out of the building has ended the need for part-time classes, for the present, at least. But the annex children have nothing more than a classroom. Playground space is not adequate. Now that the main building can use the auditorium for special events, those who are at the annex are excluded. Provisional, substandard facilities seriously hampers the educational program.

The Ketcham School office has been improvised from two classrooms. The need for a general office and a private office for the principal are imperative. School doctor and nurse presently use a converted storeroom. Adequate health facilities are needed. Conference rooms are needed for the school psychologist, speech therapist, remedial reading teacher, and the counselor. Insufficient and dated lavatory facilities can create an unwholesome environment in an overcrowded building.

We urgently request that you consider the need for an addition to Ketcham School and make funds available via Project 10–176.

NEW ELEMENTARY SCHOOL CONSTRUCTION

We also recommend the construction of a new elementary school near the school-area boundaries of Ketcham, Stanton, and Orr. Vacant land, Federal property, can be made available, and a school at this location would be able to absorb the surplus from the neighboring school areas.

There is slight benefit in living in an abundant land if this advantage is to be circumscribed by a lack of education and training to fulfill the needs of a complex society. Is achievement to be frustrated by half-day classes and a lack of basic facilities? We hope not. With enough buildings now, we can look to future growth with confidence, and reaffirm our faith in the public school system.

Thank you for the opportunity to be heard.

AREA 4–B

Senator PROXMIRE. Before you put on your new bonnet as Area 4–B Council, I would like to ask Mrs. Grace Baisinger to come forward.

Now you go ahead, Mrs. Du Basky.

Mrs. DU BASKY. Mr. Chairman and members of the committee: Area 4–B is that part of Southeast Washington on the left bank of the Anacostia River that extends to the Maryland border and includes school areas 9, 10, and 14. The total elementary school capacity of area 4–B is 12,974. September enrollments total 17,458.

AREA 9

Area 9 has eight elementary schools. Four buildings are over 50 years old. Ketcham is 292 over capacity, and opened in September with 11 classes on half-day instruction. This was September of 1965. They now have 223 pupils housed off the school premises in order to give all the Ketcham children a full day in class. Project 10–176 is urgently needed to relieve persistent enrollment growth. Moten has absorbed 100 children from Stanton and 180 more from Ketcham. They are 552 over capacity. Nichols Avenue is still waiting for their replacement. With construction funds already appropriated and equipment funds in the 1967 budget requests, the land is still not ready for this much-needed replacement. Project 10–127 should be expedited to relieve this distressing situation. Birney is 250 over capacity and is using seven substandard rooms for the overflow. Turner, 189 over capacity and using five substandard classrooms, and Garfield which is 193 over capacity, have had some relief by transferring their surplus to Green, but still need to use substandard rooms wherever they can make space. Green, for which we waited 15 years, opened 1 year ago to an overwhelming enrollment, had 10 new classrooms completed February 14, and are currently 323 over capacity. Stanton has been inundated by children since the Woodlawn Terrace public housing project has opened. 641 over capacity, an increase of 443 over the 1964–65 enrollments.

TEMPORARY CLASSES IN CHURCH BUILDING

Senator PROXMIRE. May I interrupt to ask what is done? Are the children crowded into the classroom or do you have morning and afternoon sessions, or both?

Mrs. DU BASKY. Well, some are part time. They are planning at the present to move some classes into a church building in the neighborhood.

Senator PROXMIRE. They haven't done that as yet?

Mrs. DU BASKY. Not as yet. At present I think they have two classes in the library, three classes in the lunchroom. So you see our library facilities are just about gone too.

Senator TYDINGS. When you say capacity, that is the amount for which the classroom was originally designed?

Mrs. DU BASKY. Assuming that the classroom holds 30 children, that would mean 30 children per classroom.

Senator PROXMIRE. And the rooms are designed for that size?

Mrs. DU BASKEY. Not all rooms, no; particularly in the older buildings. Moten is a newer building, so the rooms are somewhat larger, and they do have a lunchroom they could use.

TEACHERS

Senator PROXMIRE. Your statement not only goes to the point of physical lack of capacity, but the problem when you have more than 30 children in a classroom, a teacher trying to handle that many.

Mrs. DU BASKY. Yes. I think the average now is not the idea of 30 to 1 pupil-teacher ratio. I think the average is more like 35.

Senator PROXMIRE. I dont' know if you are right or wrong. It is my impression it was close to 30 to 1, but that the difficulty is that in some schools it is a lot less than that, and in some areas you have to have it less because you have slow learners and you have other problems, but that theaverage of 30 to 1 it was my understanding was close to being achieved. Perhaps I am wrong. We will certainly look into that.

Mrs. DU BASKY. Most of the schools I think are so crowded now they are glad to have 36. My son has 36 in his class.

We feel that a budget casualty is indicated in area 10. Total school capacity of this area is 1,200. Current enrollments total 1,608. Anne Beers is 205 over capacity and has utilized all available space to create 6 substandard rooms. Project 10–165 will alleviate their problem at the present time, but all indications point to a continued maximum growth of this area. Orr is the oldest public school in the Southeast area. This little eight-classroom plant is crumbling from age. Orr maintains a pupil-teacher ratio of nearly 35 to 1. Randle Highlands is another eight-classroom building with only two basement rooms in which to expand. With a September enrollment of 374, they have 4 classes receiving half-day instruction. We support the administration request to have an amendment added to the fiscal year 1967 budget to secure plans for an emergency addition to Randle Highlands. We also recognize the need for another new elementary school in this fast growing area, and urge that funds be made available for a site in the Stanton Park area near 24th Street and T Place SE. A new building here would relieve overcrowding at Ketcham, Stanton, Randle Highlands, and Orr Schools.

AREA 14

Area 14 is becoming the most densely populated area in Southeast. Existing schools cannot hope to accommodate the burgeoning school population. Of the 5 operating schools, Congress Heights is 70 over capacity and is using six substandard rooms. Project 10–131 seems to be an adequate replacement.

Draper is 332 over their capacity and have 6 substandard rooms in use. We recommend that the tract of land on which Draper is situated be purchased for future expansion. Simon is 247 over capacity, and Hendley, with 8 new classrooms opened in September, is already 349 over their capacity. Accelerated building is affected by the 1,116-unit public housing extension in the Highland and Valley Green projects. McGogney, now open, over capacity, cannot accommodate all these children. Project 10–133, new elementary school, Nichols Avenue and Chesapeake Street SE., is needed now, and we urge that it be reinstated in the 1967 budget. Patterson is currently only one classroom short.

SECONDARY SCHOOLS

The secondary schools are experiencing the same expansion that affects the elementary schools, and the next 5 years will begin to show the same steady growth in enrollment figures. Douglass Junior High is 275 over capacity, Kramer is 279 over capacity, and Hart with a newly completed addition is already 438 over capacity. Their eighth grade figures are 30 percent over the ninth grade enrollment. We support Project 10–185, new junior high school at First Street, near Chesapeake Street SE., and Project 10–140 construction funds and balance of projections for J. Hayden Johnson Junior High School. These will bring two new secondary schools into a greatly expanding area.

SCHOOL CONSTRUCTION LOANS

The District must increase their borrowing power and request Federal loans to cover the cost of all school construction in the city. The pay-as-you-build plan is expensive and slow, 3 to 6 years of overcrowding and its social consequences are too long to wait for schools. We would also point out that serious crime is increasing with youthful offenders being nearly half of those arrested and detained. The expense of reeducating these young people must also be borne by the taxpayer. In the words of Marcus Aurelius: "Men exist for the sake of one another. Teach them then or bear with them."

Thank you for the opportunity to present our views.

Senator PROXMIRE. Thank you Mrs. Du Basky.

STATEMENT OF MRS. GRACE BAISINGER, MEMBER, NATIONAL LEGISLATIVE ACTION COMMITTEE, NATIONAL CONGRESS OF PARENTS AND TEACHERS

SCHOOL BUDGET

Our next witness is Mrs. Grace Baisinger.

Will Mr. Wilcomb Washburn come forward, as he is next.

Mrs. BAISINGER. I am speaking for the National PTA and Mrs. Ryan, Chairman of the NCPT Committee on Legislation. Mrs. Ryan regrets that she cannot be here. As a member of the Legislative Action Committee for the National PTA, I was asked to make this statement for her.

We appear before you today recognizing the fact that the Congress of the United States is the legislative body for the District of Columbia, that the education of Washington's children is a national responsibility and supported in a large part by the Federal Government. Provision of adequate funds for school and community services in the District of Columbia by the Federal Government is a part of the legislation program of the National PTA and a concern of its approximately 11,700,000 members.

In the past decade, school enrollment in the District has increased by 37,000 or 35 percent. During this period, funds appropriated by Congress for District schools have not yet taken this substantial growth into account. We believe the requests of the Board of Education has reflected actual needs, but for the period 1961–65, an average of only 52 percent of the capital outlay requests of the Board of Education were allowed and only 64 percent of the Board's operating budget requests were granted. Opening day for the 1966–67 school year found Washington's schools overcrowded and understaffed. In one area alone, more than 2,000 children were placed on double sessions and many others will continue to attend classes in substandard rooms. And in the budget recently approved by the House, only 23 of 38 school construction requests were allowed.

If I may disgress just a moment from the written statement, I think the previous witness has detailed for you our general statement here.

The President of the United States stated in his message on the District of Columbia budget in January 1966:

> There is no fact of which we should be less proud than that in the Capital City of this great Nation there are some 2,100 children compelled by lack of classroom space to accept part-time education.

The President may very well have added that many other children are crowded into basement storage rooms, partitioned, poorly lighted auditoriums, and hallways. Children even hope that the absentee rate will be high on a given day so that the teacher may find time to give them individual attention. Although the Board of Education's per pupil teacher ratio is nominally 30 to 1 in the elementary schools and 25 to 1 in the secondary schools, there are too many examples of classes where the ratio is 35 or 40 to 1. The House's decision to eliminate funds for the personnel service teams that work with children who are problem learners because of emotional difficulties greatly adds to the problems of all teachers and students.

Your committee will perhaps recall that at the request of the chairman of the task force on antipoverty in the District of Columbia, of the House Committee on Education and Labor, the Superintendent of Schools, Dr. Carl F. Hansen, prepared a budget designed to correct some of the gross inadequacies in the public school system. This model budget asked for $212.4 million for operating expenses and $265.7 million for construction.

This model budget was documented to show the true needs of a a school system in which the population is impacted and generally undereducated. On this basis the request of the Board of Education for 1967 for $85.8 million for operating expenses and $56 million for capital outlay seems modest indeed. Even that request, however, was trimmed by the President when he asked for $82.6 million for operating expenses, and $32.9 million for capital outlay.

The action of the House in further reducing the operating and construction budgets for the District of Columbia schools disturbs us very greatly. We respectfully urge that this committee restore the funds cut by the House of Representatives from the President's budget. We hope very much that this committee will move for providing adequate funds for the schools, providing every child a seat for each full day in a well-equipped classroom in a school building with adequate physical facilities, with those educational and allied services which his needs and abilities require.

We appreciate this opportunity to offer our views to your committee.

Senator PROXMIRE. Thank you Mrs. Baisinger.

STATEMENT OF WILCOMB E. WASHBURN, LEGISLATIVE CHAIRMAN, AREA V COUNCIL OF THE DISTRICT OF COLUMBIA CONGRESS OF PTA'S

SCHOOL BUDGET

Senator PROXMIRE. Our next witness is Mr. Wilcomb E. Washburn, legislative chairman, Area V Council of the District of Columbia Congress of PTA's.

I would like to ask Mrs. Ellen Lippman to come forward, is Mrs. Lippman is in the room. Is Mrs. Lippman here?

She will not be here? All right. Then Mr. Jonathan England will be the next witness. Mr. England, if you will come forward, you will testify after Mr. Washburn.

Mr. WASHBURN. Thank you very much.

The budget for the District of Columbia emerges yearly from the Congress as the result of numerous complex forces. I will not take time to discuss specific items of the budget. Rather I would like to suggest that the Congress establish in some form—possibly in the form of a resolution accompanying the act or future acts—a principle concerning the amount that ought to be allocated to the schools of the District of Columbia. The attached draft of a resolution suggests a principle—the right of an inner-city child to educational expenditures equal to those granted to outer-city children—that would help guide the budget process and the thinking of those concerned with District appropriations in future years. The draft resolution reads as follows, and I submit it with the hope that the committee may take its points into consideration:

Whereas the centrifugal forces of urban living have tended to deprive the inner city of those citizens—white and Negro—most capable of supporting a system of quality education; and

Whereas the ultimate tendency of such forces can lead only to a heightening of the educational, economic, social, and emotional conflicts between residents of the inner and outer city leading possibly to social disorganization, class antagonism, and racial violence; and

Whereas such a division and tendency can be arrested and possibly corrected by providing the same quality education to those who choose to remain in the inner city as to those who choose to remove from it; and

Whereas the residents of the District of Columbia have neither the political nor economic capacity to solve the problem locally and internally: Now, therefore be it

Resolved, That the Congress of the United States declares as a matter of policy and of principle:

(1) That the amount expended per pupil in the school system of the District of Columbia shall not be less than the average expended per pupil in the school systems of Montgomery County, Md., Prince George's County, Md., Fairfax County, Va., Arlington County, Va., and the cities of Alexandria, Va., and Falls Church, Va. Determination of the amounts expended in such suburban school districts shall be made yearly by the Commissioners of the District of Columbia. In the event that the amount expended for the District of Columbia school system is below that of the average of the suburban communities, the Commissioners of the District of Columbia shall request of Congress in the following year funds to eliminate the difference.

Senator PROXMIRE. Do you have any idea what this would amount to, what the difference is now?

Mr. WASHBURN. I believe in this particular category it would be rather large. I believe in category No. 3 it would be very small. I don't have any specific figures.

Senator PROXMIRE. You don't have any general estimate as to the percentage or proportion?

Mr. WASHBURN. No, sir.

Senator PROXMIRE. Do you know of any study that has been made that would be available? This is a very ingenious kind of an argument.

Mr. WASHBURN. Yes, sir. I don't know of any specific study that has been made.

Senator PROXMIRE. We will have to ask Dr. Hansen.

AGE OF SCHOOL BUILDINGS

Mr. WASHBURN. (2) That the median age of school buildings in the District of Columbia shall not be permitted permanently to remain below the median age of the aggregate of school buildings in the surrounding suburban counties and cities of Maryland and Virginia, as listed in section (1) above. Determination of the age of such buildings shall be made yearly by the Commissioners of the District of Columbia. To the extent that the median age of the District of Columbia public school buildings remains below that of the suburban schools, the Commissioners shall prepare recommendations to the Congress, in the form of budget requests and planning projections, as to how that gap be overcome in the most expeditious way.

TEACHERS SALARIES

(3) That the average salaries for teachers in the District of Columbia public schools shall not remain below those of the average of the salaries of the suburban jurisdictions listed in section (1) above. The average level of salaries in both District and suburbs shall be determined yearly by the Commissioners of the District of Columbia. In the event that the level of salaries of teachers in the District of Columbia is below that of the teachers in the surrounding jurisdictions, the Commissioners shall request funds in each succeeding budget to eliminate the difference.

Senator PROXMIRE. Of course this raises the question of what do you do if the surrounding areas become substandard and inadequate, you anchor the District to an unfortunate situation, but at least it is a benchmark to keep in mind at the present time, especially points 1 and 2.

Thank you.

Mr. WASHBURN. Thank you.

STATEMENT OF JONATHAN ENGLAND, PRESIDENT, WOODROW WILSON HIGH SCHOOL HOME AND SCHOOL ASSOCIATION

Senator PROXMIRE. Our next witness is Mr. Jonathan England, President of Woodrow Wilson High School Home and School Association, replanning funds for construction at Woodrow Wilson High School.

WOODROW WILSON HIGH SCHOOL CONSTRUCTION

Mr. ENGLAND. Senator Proxmire, I am speaking on behalf of something here that is well known to the Senate District Committee and to the House committee as well. The Woodrow Wilson High School is located at Nebraska Avenue and Chesapeake Street. I believe you know where it is located.

There comes a time in every community when a presentation before your committee is urgently needed more than ever, and this year is no exception.

Many Members of Congress and many of the people here have families who have attended this school, and I wish I could say that there is something new in our presentation. I can only say here——

Senator PROXMIRE. Let me say that my wife attended the school and greatly benefited from it.

Mr. ENGLAND. I would just like to add here that we have prepared a display and architect's drawings, but could not show them here very well. This is the 17th consecutive year that this facility has been formally requested on behalf of the school.

Woodrow Wilson was built during the bottom of the depression when the laws for the District schools required only 1 hour of exercise per student per week. Today, with an even larger school enrollment, we are required to have 5 hours of physical exercise per student per week. But how can our school, or any school, have such a program efficiently operated when the locker rooms are so small and so poorly designed that the Health Department has condemned the space other than for storage space and the Fire Department has openly criticized the school for exposing your children and mine to such a hazard as now exists? These papers, by the way, are available for your committee. There is no ventilation in the shower or dressing room other than an improvised wall fan. For 700 boys there is only one shower room with no control of hot or cold water and there is no chance of improvement in the basement of a building that was never designed for such use in the first place. The girls' locker rooms are equally inadequate and as a practical matter are not used at all by most of the girls.

LIBRARY

The library on theory should take care of the needs of 1,400 pupils minimum. Last year with an inadequate supply of books because

there was no place to put them, the school itself knocked a hole in an adjoining wall to take over a small room formerly used by the school paper. Woodrow Wilson sends 92 percent of its students on to higher education with 68 percent of the students—we have records on, going to 4-year colleges from coast to coast. Under our new program, the library would move from its present cramped quarters with its lack of conference rooms into this large proposed area, which will give these outstanding students an outstanding library facility with which to improve themselves.

GYMNASIUM

In turn, when the gymnasium moves there will be additional classrooms, the need for which is critical, and then the gymnastic and physical facilities which we propose to have planned during the coming year will expand in this large section of the building for which the design was originally intended. There is no land acquisition problem, since the land was originally planned for this very use, and to those of you who are familiar with expensive furnace and boiler room installations, it will interest you to know that the present heating plant is large enough to take care of these expanded library and fieldhouse facilities without any major additional equipment whatsoever.

I have been active on this fieldhouse and library facility center for 4 years. No group that is here, or to the best of my knowledge that isn't here, has ever opposed this addition to this school in any way, and we are making a modest request.

I was told by the school committee, Dr. Hansen, that it would require $130,000 to plan this facility. I had a meeting with the faculty and with some of the officers of the school, and we feel sure that with the cooperation of the architect, structural engineers and mechanical engineers, whose children go to the District, that we can do this for $80,000 and maybe as low as $50,000. I cannot tell because we don't know what is to be included.

We will help. We will cooperate. We would like to ask that this planning money be appropriated. That is all we are asking for. And the construction funds, when they are available to build it, would come later.

Thank you, sir.

Senator PROXMIRE. It is my understanding that this was in the budget, knocked out by the House. Restoration has been requested by the Commissioners.

Mr. ENGLAND. Yes, sir. And by Dr. Hansen as well. We only want the planning money at this point, and that is all we need. I think we can do it for substantially less than what was asked for. We have architects. The engineers will do it at our school to help.

Senator PROXMIRE. You certainly make a very strong case indeed. Thank you very much.

I am going to ask, before the next witness appears, that the audience do their best to keep order and to be as quiet as possible. All witnesses here I have noticed this morning have excellent, thoughtful, and important statements, and they certainly deserve our respectful attention.

STATEMENT OF HARRY HOGAN, LEGISLATIVE COORDINATING COMMITTEE OF THE HOME & SCHOOL ASSOCIATIONS

SCHOOL BUDGET

Senator PROXMIRE. I would like to ask Harry Hogan, if he is here, Legislative Coordinating Committee of the Home & School Associations, to come forward. While he is testifying I would appreciate it if Mrs. Robert Striar, if she is present, would come forward. She is not present? Then Mrs. Bibiana Mays, District of Columbia Citizens for Better Public Education, who will follow Mr. Hogan. Mrs. Mays, you come forward and sit at the witness table, too, and you will be next.

Mr. Hogan, we welcome you to the committee.

Mr. HOGAN. Thank you, Mr. Chairman. I am here representing the Legislative Coordinating Committee of the District of Columbia Home & School Associations. We have 17 member schools, 6 elementary, 3 junior high, 8 senior high, scattered throughout the District. As I understand it, my statement will appear in the record, and therefore if I may I will excerpt from it.

Senator PROXMIRE. Fine. I don't know if you were present when we announced we were trying to limit statements to a maximum of 5 minutes or less. Your full statement will be filed in the record, and you proceed as you wish.

(The statement follows:)

STATEMENT OF HARRY HOGAN, LEGISLATIVE COORDINATING COMMITTEE OF THE HOME AND SCHOOL ASSOCIATION

Seventeen District schools have Home and School Associations:

	ELEMENTARY	
DRAPER	HYDE	MURCH
HARDY	LAFAYETTE	WATKINS
	JUNIOR HIGH	
DEAL	ELIOT	PAUL
	SENIOR HIGH	
ANACOSTIA	ROOSEVELT	WESTERN
BALLOU	SPINGARN	EASTERN
COOLIDGE		

The reputation of the American public school system is not very good these days, particularly in large cities. A young public school student in New York City recently asked Mayor John Lindsay whether he had ever considered how demoralizing it was to public school students that he didn't send his children to the city public schools. A Congressman recently told some parents with children in the District public schools that he thought they were very brave to keep their children in this school system.

Teachers here in Washington have expressed the sadness they feel for themselves and for the students left behind when their brightest students feel they cannot turn down the scholarships available now in private schools for top students of all races.

In a society as varied as ours there is room for all kinds of schools: public, private, and parochial. There is, however, no room for a poor public system, because too much of the country's future is bound up in the job that is done in the public schools.

Our own experience with the public schools has made us aware of the numbers of gifted, dedicated, imaginative teachers in them. Too many of these teachers are leaving the system. Many of those remaining are hurt by the inadequacies

of the system and the consequently poor reputation of the schools. It disturbs us to hear of the discouragement felt by these teachers. It disturbs us to think of the teachers who are never attracted to teach our children.

The budget proposed to you offers us an opportunity to say together to our teachers that we appreciate their efforts—that we are trying to free them to teach, and to free our children to learn.

As you listen, we would like you to imagine that you are teachers in the District public school system. Some schools are better off than others, but all schools here are in need of help. We think they should get it.

Clerical Help

The most general need in all the schools as stated by the teachers is clerical help. Trained counselors must do so much clerical work that they feel they are depriving students of their services. Teachers must keep attendance records, handle impact aid blanks, work scholarship program forms, and the like. These teachers and counselors want to be working with the students, not with papers. We must have funds to help them with their paper work, and beyond this we must begin to modernize antiquated systems of keeping records. (all the schools)

Libraries and Librarians

The best teachers help students to value research and analysis of a problem from many points of view. They need librarians and libraries within the schools, available throughout the school day and after school as well, to give this added value to classroom work. Where libraries are used as classrooms or multi-purpose rooms—or where there are no libraries at all—how can this be done? Trained and volunteer librarians working together can make the school library an exciting place for individual and group study and pleasure. Funds for this purpose are a necessity. (Hyde, Murch, Wilson, Hardy)

School Plant

Teachers do not expect or ask for "fancy" facilities. But certainly a high school gym teacher should have a gym adequately sized so that a few spectators can watch a game. (Wilson) Certainly gym teachers should not feel satisfied with shower, locker and toilet facilities which have been condemned by the Board of Health. (Wilson) Certainly a school which emphasizes training in Home Economics should get a Home Economics wing so that teachers are not hopelessly frustrated in their teaching attempts. (Anacostia) Certainly a junior high school where some teachers must "travel" all day carrying books and supplies because of a lack of classroom space should get a badly needed new addition. (Deal)

Laboratories

The maxim of learning by doing is well understood by the best teachers. When a high school training student in science has asked for new biology and chemistry laboratory facilities, surely this request must be granted if qualified science teachers are to be kept in the school. (Western)

Specialists

We are beginning to have teachers in foreign languages, art, music, and physical education come to the schools to round out the programs. This has been a wonderful improvement, but if these special teachers are to feel some satisfaction in their work—and good teachers will leave if they do not—they should come frequently enough to have more than a superficial effect on their students. And when they come, they should have more useful places for their work than a windowless basement room. (French at Hyde)

Opportunities in Education

City school teachers have a wonderful opportunity to use facilities such as museums. Teachers in the capitol city of the nation have additional resources such as Congress and the Supreme Court. The present budget is not flexible enough to allow imaginative ways to use these available resources. Phillips Exeter Academy in New Hampshire has just begun a program for high school students called the Washington Intern Program, which brings students to Con-

gressional offices to work during their spring term. Why shouldn't District high school teachers have a chance to try such a program? With some funds and flexibility, workshop arrangements in government and in the arts, as well as in applied skills, would make public school education more meaningful for both teachers and pupils.

* * * * * * *

Teachers are important. They need all the support they can get to make their classrooms places of discovery and development, out of which come fulfilled young people and useful, confident citizens. If you were teachers, you would want this support. Please give it!

CLERICAL ASSISTANTS

Mr. HOGAN. Very well. The committee will appreciate, of course, I think, that a generalization can be made throughout the District, and it certainly can be made about the schools who are members of our association, that there is a general dilapidation and inadequacy of facilities; but addressing ourselves to particular things aside from physical facilities, I think the most general need in all the schools, and as stated by the teachers and in the observations of the parents, is clerical help. Trained counselors must do so much clerical work that they feel they are depriving students of their services. Teachers must keep attendance records, handle impact-aid blanks, work scholarship program forms, and the like.

My own wife is a teacher at Western High. In my observation, she spends an extraordinary amount of time on work that could be done much more cheaply by other than teachers—clerical work. These teachers and counselors want to be working with the students, not with papers. We must have funds to help them with their paperwork. Beyond that, we must begin to modernize antiquated systems of keeping records.

LIBRARIES

All of the schools need libraries and librarians within the schools available throughout the schoolday and after school as well. Where libraries are used as classroom or multipurpose rooms—or where there are no libraries at all—this cannot be done. Trained and volunteer librarians working together can make the school library an exciting place for individual and group study and pleasure. Funds for this purpose are a necessity.

In our own grammar school, Hardy, the library is used also as a classroom. The school facilities must be improved. We are not asking for fancy facilities.

GYMNASIUM

Certainly a high school gym teacher should have a gym adequately sized so that a few spectators can watch a game. As the preceding witness testified, these facilities should include adequate shower, locker, and toilet facilities.

HOME ECONOMICS WING

The school which emphasizes training in home economics should get a home economics wing so that the teachers are not hopelessly frustrated in their teaching efforts. And schools in which teachers have to travel all day carrying books and supplies because of a lack of classroom space should get badly needed new additions.

SPECIALIZED TEACHING

We are excited about the possibilities in having specialists, teachers in foreign languages, art, music, and physical education. There has been a start made in this direction, but much more should be done. The whole program should be greatly strengthened.

There are opportunities in education which we should take advantage of—special opportunities in the District. City schoolteachers here in the Capital City of the Nation have special resources, such as Congress and the Supreme Court.

WASHINGTON INTERN PROGRAM

The present budget is not flexible enough to allow imaginative ways to reach these available resources. We are informed, for example, that in such an excellent private school as Phillips Exeter Academy in New Hampshire, a program has been begun for high school students called the Washington intern program. This program brings students to congressional offices to work during their spring term, and it should be possible, it seems to us, for District high school teachers to try such a program also.

I have submitted the statement in its entirety, Mr. Chairman. We appreciate the opportunity to appear before you.

Senator PROXMIRE. Thank you, Mr. Hogan. That last reference you made to Exeter Academy strikes a sympathetic note in my heart. I had a young Exeter intern in my office this year. He did an excellent job, and I was talking with some of the other Senators and Congressmen who had them, and they found them very useful.

One of the best things about that program is that it occurs during the school year while there are interns who inundate offices from colleges and who are extremely well qualified. They come in the summer, but the availability of an intern during the school year is most accommodating to Members of Congress.

Thank you.

Mr. HOGAN. Thank you, Mr. Chairman.

STATEMENT OF MRS. BIBIANA MAYS, REPRESENTING THE DISTRICT OF COLUMBIA CITIZENS FOR BETTER PUBLIC EDUCATION, INC.

SCHOOL BUDGET

Senator PROXMIRE. Our next witness is Mrs. Bibiana Mays, District of Columbia Citizens for Better Public Education. Did Mrs. Robert Striar come in the room? Then, would Mrs. Anrienne Barth come forward. Fine. Mrs. Mays, proceed.

Mrs. MAYS. Thank you, Mr. Chairman, for the opportunity to express our support for the school budget for fiscal 1967. We represent a cross section of the community—parents, teachers, and concerned citizens—united in the belief that our public schools are the very keystone to the future of Washington.

We appreciate the help the Congress has given in calling attention to our needs and finding ways to meet them. You agree, I am sure, that our schools in the United States should be equal to the best anywhere in the world. Only with your help can we reach this goal for the citizens growing up in the Nation's Capital.

To save your time and that of the many groups testifying today, we are submitting for the record the testimony which was to have been given in August by our vice president, Mrs. Eleanor Smollar.

Briefly, we urge and document the need for total restoration of funds requested by the Board of Education to operate the schools in 1967–68.

We cannot agree that highways are more important than the needs of children and youth. We need teachers, counselors, librarians, school administrators, and the staff to support them. We need money to pay good salaries. We need space for seats for children. We need books and equipment. We need planning and evaluation in order to take advantage of the best teaching methods available.

We insist that the Board of Education, working with the school administration, must be given total support in its effort to solve the crucial school problems in this city.

From the kindergarten, where we have over 600 children standing in line waiting for nonexistent places, to the public community and liberal arts colleges available everywhere but in Washington, our children are being deprived. The money is here but where is the will?

We know the citizens of the District of Columbia will support the necessary school budgets. We ask your support and that of every Member of Congress in our efforts to make Washington a city in which you would like to be a permanent resident. We ask your cooperation in financing schools to which you would be proud to send your children.

Senator PROXMIRE. Thank you, Mrs. Mays.

STATEMENT OF MRS. ALAN (ADRIENNE) BARTH, ACTION COMMITTEE FOR DISTRICT OF COLUMBIA SCHOOL LIBRARIES

SCHOOL LIBRARIES

Senator PROXMIRE. Our next witness is Mrs. Adrienne Barth, Action Committee for District of Columbia School Libraries.

I would like to ask Mr. Don Goodloe to come forward. Mr. Goodloe will follow Mrs. Barth.

Mrs. BARTH. Thank you, Senator.

My name is Adrienne Barth. I come here today as a spokesman for the Action Committee for District of Columbia School Libraries.

It is said that gratitude consists of a lively expectation of favors to be received. I appear before you today to express the very warm gratitude of the volunteers who have engaged in staffing and operating libraries in the public schools. You have made a beginning—a very significant beginning—in the institution of professionally run libraries in the city's elementary schools.

These are, according to September 1966, figures from the department of library science of the public schools, 50 schools with professional librarians running them, but there are, I am sorry to say, 86 schools which are still entirely without trained professional librarians. Of these schools, many have libraries operated by volunteers. But, gentlemen, although I have been a volunteer myself and have worked very hard at it, worked with great enthusiasm and joy, I cannot let you think for a minute that volunteers are satisfactory substitutes for professionals in this area.

LIBRARIAN POSITIONS, RESTORATION

I ask you for full restoration of the 11 librarian positions deleted by the House Appropriations Subcommittee.

Think, if you will, of what this deletion means to the 50 schools now ready and waiting for the assignment of librarians. It comes as a heavy blow, for the children in some of these schools have been waiting as long as 3 years for their librarians to arrive. Within that period, many of the children have moved on from elementary school, and have forgone forever the experiences derived from a library program administered and directed by a professionally trained librarian.

How are values transmitted to children if they come from homes which do not have these values? We hear a great deal today about the need for inculcating in our children, especially in our disadvantaged children, a sense of discipline, a sense of the values of hard work, of thrift, of patience and perseverance, of respect for law and order.

But when a sense of the importance of these values is not given to children at home, or in the streets where they play, then it must be gained if it is to be gained at all from the educational process. I think a child learns such values as he picks up a book that tells, for example, the story of Ralph Bunche's life, or if you please, the story about Willie Mays' life. Because these are stories which say to young people that by hard work, perseverance, and patience, they too, may win honorable distinction in the world. Such stories say better than any moralizing by a teacher or a policeman, or a juvenile court judge, that America is still the land of promise and opportunity.

The importance of having school libraries for effective teaching cannot be overemphasized. The fundamental role of the librarian is that of bringing books and children together, and it is that essential element, the librarian, that is missing in many of our elementary schools in the District of Columbia.

ELEMENTARY SCHOOL LIBRARIES

Gentlemen, the progress we have made in our elementary school libraries is evident. The House District Appropriation Subcommittee is to be commended for approving the increase in the library allotment from 50 cents per child to $1 per child, and we urge you to retain this increase in the budget. But our concern is to get the books into the hands of the children.

We urge you to make the libary books available to the children of Washington by restoring to the budget all 21 librarian positions requested. What will these 21 positions mean. They will mean that in 21 schools now without the services of a librarian, that the children soon will have 21 librarians to make the books available. Books that will open doors—doors of hope, promise, and joy. The school library, under the guidance of a trained librarian, is a vital part of the educational program in our city. We must continue toward our goal of providing every school in the District of Columbia with a library and a librarian.

VOLUNTEER ASSISTANT LIBRARIANS

Senator PROXMIRE. Let me ask you, Mrs. Barth, about this volunteer program here. To what extent is this unique to the District? Do other cities have a similar program?

Mrs. BARTH. Other cities have volunteers who work in the schools in many capacities, Senator; I believe as teacher aids and as clerical people, and as aids to a librarian, and I think that professional librarians will still need volunteer assistance. It is a big job.

Senator PROXMIRE. You see my question is this. I have been so impressed by this—what seems to me to be—maybe I have the wrong impression—a quite comprehensive and ambitious and excellent voluntary job, and I am not in any way demeaning or downgrading your proposal for professional librarians. I agree wholeheartedly we need them.

Mrs. BARTH. Good.

Senator PROXMIRE. As a matter of fact, I think the voluntary program, as you say, is best developed, exploited, and used if you have professionals to use the volunteers intelligently, but I am just wondering to what extent the District is outstanding in this regard.

Mrs. BARTH. I think a special effort has been made in the District in the last few years in response to the evident need. The program that I have been in is in its 8th year in an elementary school, and I think that maybe it is even a year or two older than the Urban Service Corps which has been working in this field, and now there are other organizations like D.C. Citizens for Better Public Education, and others. The Public Education Association in New York has done volunteer work on a big scale, and I don't know very much about other cities. I think this may be an extra effort in Washington.

REPORT ON THE CURRENT STATUS OF ELEMENTARY SCHOOL LIBRARIES

Senator PROXMIRE. Fine. Thank you, Mrs. Barth, for a fine statement. Without objection, the addenda you have here, which is quite brief, "Report on the Current Status of Elementary School Libraries," by Dorothy Johnson, will be printed in the record.

Mrs. BARTH. Thank you, Senator.

(The report follows:)

REPORT ON THE CURRENT STATUS OF ELEMENTARY SCHOOL LIBRARIES

No. 1.—LIST OF 86 SCHOOLS (64 ADMINISTRATIVE UNITS) WITHOUT LIBRARIANS

Adams*[i]—Oyster*[i]
Beers
Benning [i]
Blair* [t] [i]—Brent* [t] [i]
Blow* [t] [i]—Pierce* [t] [i]
Brookland*—Slowe*
Bruce [m] [i]
Buchanan [t] [i]
Bundy [m] [t] [i]
Burrville [t] [i]
Carver* [i]—Smothers* [t] [i]
Cleveland [m] [t] [i]
Congress Heights
Cook, J. F. [t] [i]
Crummell [i]
Draper [i]
Eaton*—Hearst*
Edmonds* [t] [i]—Peabody*
Fillmore*—Jackson*—Hyde*
Garfield
Grant*—Stevens*—Sumner* [i]
Grimke [m] [t] [i]
Hardy—Key*
Harrison [m] [t] [i]
Hayes* [t] [i]—Ludlow* [t] [i]
Janney
Ketcham*—Ketcham Annex*
Kingsman [i]
Langdon
Langston* [t] [i]—Slater* [i]
Lenox* [i]—Lennox Annex* [t] [i]
Logan [t] [i]
Lovejoy [t] [i]
Madison* [t] [i]—Taylor* [t] [i]
Mann**—Stoddert*
Maury [i]
Merritt [i]
Military Road*—Takoma*
Miner [t] [i]
Monroe [m] [i]
Morgan* [i]—Morgan Annex* [i]
Moten
Mott [i]
Nalle
Nichols Avenue [t] [i]
Orr* [i]—Randle Highland*
Park View [m] [t] [i]
Patterson
Payne [i]
Perry* [t] [i]—Seaton* [t] [i]
Petworth [i]
Raymond [m]
Richardson
River Terrace [i]
Shadd [i]
Shepherd
Simon
Thomas [t] [i]
Thomson [t] [i]
Tyler [t] [i]
Turner [i]
Webb [i]
West
Woodridge

*School in multiple school administrative unit.
[m] School in model school area.
[t] Target area school.
[i] Impact aid school.

No. 2.—LIST OF 50 SCHOOLS (42 ADMINISTRATIVE UNITS) WITH LIBRARY SPACE DESIGNATED, WAITING FOR ASSIGNMENT OF LIBRARIANS

Adams* [i]—Oyster*
Benning [i]
Blair* [t] [i]—Brent* [t] [i]
Buchanan [t] [i]
Bundy [m] [t] [i]
Congress Heights
Draper [i]
Eaton*—Hearst*
Fillmore*—Hyde*—Jackson*
Garfield
Grant*—Stevens*
Grimke [m] [t] [i]
Hardy*—Key*
Harrison [m] [t] [i]
Janney
Ketcham*
Lenox* [i]
Logan [t] [i]
Ludlow* [t] [i]
Mann*—Stoddert*
Maury [i]
Miner [t] [i]
Monroe [m] [i]
Morgan* [i]
Nalle
Park View [m] [t] [i]
Patterson
Raymond [m]
Richardson
River Terrace [i]
Shadd [i]
Shepherd
Simon
Smothers* [t] [i]
Takoma
Thomas [t] [i]
Thomson [t] [i]
Turner [i]
Tyler [t] [i]
Webb [i]
West
Woodridge

*School in multiple school administrative unit.
[m] School in model school area.
[t] Target area school.
[i] Impact aid school.

No. 3.—List of 20 Schools With Space Possibilities for Library Conversions

Schools	Space possibilities
Beers	Hallway area conversion or partitioned auditorium conversion.
Bruce [m] [i]	Basement lunchroom conversion or conversion of two small (9 by 12) rooms on 2d and 3d floors.
Burrville [t] [i]	Basement classroom conversion.
Crummell [i]	Basement lunchroom conversion.
Kingsman [i]	Bookroom conversion.
Langston* [t] [i]	Basement playroom conversion.
Lennox Annex* [t] [i]	Basement classroom conversion.
Lovejoy [t] [i]	Basement area conversion.
Madison* [t] [i]	Basement space conversion being used to house refrigerator.
Merritt [i]	Classroom conversion on 3d floor.
Moten	Library space will be released as soon as possible.
Mott [i]	Basement space conversion.
Payne [i]	Large storage closet conversion.
Peabody*	Bookroom conversion.
Perry* [t] [i]	Conversion of 1st floor space outside principal's office.
Petworth [i]	Counselor's office conversion (no longer being used).
Pierce* [t] [i]	Basement space, but room is unheated and lighting inadequate.
Powell Annex*	Kitchen (no longer being used) conversion.
Randle Highlands*	Audio-visual storage room (12 by 15) conversion on 2d floor.
Taylor* [t] [i]	Classroom conversion.

*School in multiple school administrative unit.
[m] School in model school area.
[t] Target area school.
[i] Impact aid school.

No. 4.—List of 16 Schools Without Space for Libraries

Blow* [t] [i]	Scheduled for replacement, 1967.
Brookland*	Scheduled for replacement, 1971.
Carver* [i]	Scheduled for replacement, 1969.
Cleveland [m] [t] [i]	Scheduled for replacement, 1971.
J. F. Cook [t] [i]	Scheduled for modernization, 1972.
Edmonds* [t] [i]	Scheduled for replacement, 1970.
Hayes* [t] [i]	Scheduled for replacement, 1970.
Ketcham Annex*	Main building scheduled for addition, 1968.
Langdon	Scheduled for modernization, 1972.
Military Road*	
Morgan Annex* [i]	Scheduled for replacement, 1968.
Nichols Avenue [t] [i]	Scheduled for replacement, 1967.
Orr* [i]	Scheduled for replacement, 1969.
Seaton* [t] [i]	Scheduled for replacement, 1967.
Slater* [i]	Scheduled for replacement, 1971.
Sumner* [i]	Scheduled for replacement, 1971.

*School in multiple school administrative unit.
[m] School in model school area.
[t] Target area school.
[i] Impact aid school.

No. 5.—List of 50 Schools (48 Administrative Units) With Libraries and Librarians Assigned

Aiton [t] [i]
Amidon
Bancroft [m] [i]
Barnard
Birney [t] [i]
Bowen [i]
Brightwood
Bryan [t] [i]
Bunker Hill
Burroughs
Cooke, H. D. [m] [i]
Davis
Drew [i]
Eckington* [t] [i]—Gage* [i]
Emery [t] [i]
Garrison [m] [t] [i]
Gibbs [t] [i]
Giddings [t] [i]
Goding [t] [i]
Green
Harris
Hendley [i]
Houston [i]
Keene
Kenilworth [t] [i]
Kimball
Lafayette (½)
LaSalle
Lewis [t] [i]
McGogney
Meyer [m] [i]
Montgomery* [m] [t] [i]—Morse* [m] [t] [i]
Murch (½)
Noyes
Plummer
Powell*
Rudolph
Simmons [t] [i]
Stanton
Syphax [t] [i]
Truesdell
Van Ness [t] [i]
Walker-Jones [t] [i]
Watkins [t] [i]
Wheatley [t] [i]
Whittier
Wilson [t] [i]
Young [i]

*School in multiple school administrative unit.
[m] School in model school area.
[t] Target area school.
[i] Impact aid school.

Summary: Current status of elementary school libraries in 112 administrative units

	Northwest	Southwest	Southeast	Northeast
A. Administrative units and percentages of units in each area:				
Number of units in area (112)	44	4	29	35
Percentage of 112 units	39	4	26	31
B. Number of administrative units with and without librarians:				
Units with librarians (48)	19	3	13	13
Units without librarians (64)	25	1	16	22
C. Percentages of administrative units with and without librarians:				
With librarians	43	75	45	37
Without librarians	57	25	55	63
D. Number of administrative units ready for assignment of librarians (42)	18	1	11	12

STATEMENT OF DON B. GOODLOE, AMERICAN FEDERATION OF TEACHERS, LOCAL 6

School Budget

Senator Proxmire. Our next witness is Mr. Don B. Goodloe, American Federation of Teachers, local 6. I would like to ask Mr. Bernard Newburg to come forward while Mr. Goodloe is testifying. Mr. Goodloe, insert your prepared statement at this point.

Mr. Goodloe. Senator, I am Don B. Goodloe, legislative representative of the Washington Teachers Union, which is affiliated with the National Federation of Teachers, the Metropolitan Labor Council, and the National AFL–CIO. I will read all of my statement in view of the situation, but will highlight what I consider to be the most important parts of it.

Senator PROXMIRE. Insert your prepared statement at this point.
(The statement follows:)

At this time, we have the privilege of submitting testimony in regard to the D.C. Budget for the fiscal year 1966–1967. Teachers' Union No. 6 is always glad to present its views on District affairs to the members of this Committee.

NUMBER OF TEACHERS AND SIZE OF CLASSES

Our main object has always been to secure enough teachers for adequate instruction of pupils in the public schools of Washington, D.C. Teaching is seriously handicapped, when classes are too large. In fact, efficient work in the classroom is practically impossible with oversized groups of children. Local 6 has, accordingly, always asked for the appropriation of sufficient funds for hiring the number of teachers required for reducing all classes in our system to teachable size. We think that there should be no academic class in the secondary schools with more than twenty students. It is our opinion, moreover, that no similar elementary class should contain more than twenty-five.

We should strongly emphasize the fact that we are not talking about an overall ratio of twenty or thirty children per teacher throughout our school system. Averages can be sadly misleading in this matter. There may be an average of twenty students in the Senior High Schools; yet some classes actually can have forty or more pupils in them. That is actually the case. We desire to get enough teachers to insure that no academic class in our schools has more than the numbers we have mentioned.

We are glad that the Superintendent has realized the importance of getting classes to the sizes that can be efficiently instructed. We refer to the fact that, in line with his suggestion, the Board of Education has gone on record for keeping certain special groups down to small numbers. That is all to the good. Still, we regret that the school administration has not yet stated a policy of reducing all academic classes to the size that we consider necessary for proper individual attention to our boys and girls. Very obviously, we shall need more teachers for this purpose. If we do not get them, cutting down the number of individuals in some groups may have the effect of reducing the number of teachers available to others. This, of course, would have the effect of reducing the number of teachers available to others. This, of course, would have the effect of making classes in the latter category larger than before.

Let us dwell on this situation further. We have always maintained that the best kind of instruction is not possible in any academic class with too many members. This is doubly so in language, mathematics, and science classes. Such groups are composed of the most brilliant boys and girls. These students require much individual attention, if they are to master the courses we have just mentioned. Clearly, they cannot get it, when more than forty of them are crowded into one class. No matter how ingenious and versatile the teacher may be, he cannot do really good work under such conditions. No matter what the ability and industry of the students is, they cannot do the work of which they are capable, in such a situation.

FREE LUNCH FOR ALL CHILDREN

Not only is the Teachers' Union interested in adequate compensation and good working conditions for teachers; but our organization is most concerned with the welfare of our children. In fact, the two are inseparable. Overworked teachers cannot do their best for the pupils whom they instruct. Of course, some of the boys and girls in our system do benefit from the free lunch program. Still, not enough of them are taking advantage of it. Our position is that a free lunch should be available to all the young people in the public schools of our city. Under present conditions, many of them who really need this help do not take it. The reason for their failure to do so is as follows:

The general assumption is that the parents of these children cannot afford to pay for their lunch. Although this may be true, many individuals do not like to admit poverty and accept charity. As a consequence, some pupils in dire need are ashamed to take advantage of this program. If this meal, however, were made available to pupils in our schools, there would be no stigma attached to participating in the free lunch program. The American Federation of Teachers, accordingly, urges that money be appropriated to make a free lunch available to all boys and girls in the public schools of the District of Columbia.

Not only would an adequate lunch for all of our school children benefit them directly; but improved work on their part would result advantageously for the school system. Undernourished pupils cannot perform in the best possible manner. Poor attention and indifferent habits of study mean that the taxpayers' money is not being spent to secure the results which we have a right to expect.

The Union also wishes to point out that if more children eat lunch, there will be more work to be done. This should not fall on the teachers. We have already pointed out that they are overburdened with various chores. Non-professional personnel should be assigned to lunch period duty. We are glad that aids are provided in salary bills considered by both the Senate and House; and they might be very useful in attending to such routine tasks.

Again, we think that as long as children do not get a free lunch, the cost should not be increased for them. We approve of the increase granted to cafeteria workers. It was long overdue. Still, money should have been appropriated to cover the added cost. It should not have fallen on the boys and girls in our schools.

Clerical Help

In one of the preceding paragraphs, we referred to extra work being done by teachers. Frequently, they are required to perform routine tasks for which they have not been trained. These include a variety of chores. For instance, there is the issuing of books and being on duty at athletic events. It would be tedious, however, to mention all the extra jobs that are foisted on public school teachers. Clerical work is perhaps the best example of work being done by highly trained professional people, although they are not trained for it. It is certainly poor use of public money to employ men and women of high qualifications at good salaries and then take up their time and energy doing things which clerks attend to with far greater efficiency. In fact, it is hard to over-emphasize the misuse of talent and training that takes place, as a result of insufficient clerical help in public schools. Trying to save money in this way is penny-wise and pound-foolish.

Higher Education

We have constantly emphasized the unsatisfactory state of higher education in the District of Columbia. The deplorable condition of the Teachers College has been repeatedly pointed out. Its wretched and outmoded plants are of grave concern to the Nation's Capital. The threatened loss of accreditation means that a real calamity is facing our school system.

Still the difficulty goes beyond that. The District needs a Liberal Arts College—supported by our taxpayers and open to young people unable to pay the mushrooming cost of tuition in the universities already in existence here. We are glad that bills providing such an institution have been considered by both Houses of Congress. It is, moreover, worthwhile to point out that the increased borrowing authority included in this proposed legislation would provide $20,000,000 for its implementation. Yet, it is not likely that such a sum would be sufficient to carry this project through to the end. More money will doubtless be needed.

As a consequence, whether these bills are eventually enacted into law or not, additional funds will be required to establish a publicly supported institution worthy of this city. It should be in the forefront of educational progress rather than an example of backwardness in offering opportunity for higher education. The Teachers' Union, accordingly, continues to stress the necessity of appropriating money for correcting the present deplorable situation and expanding our system to include an institution of higher learning where our young men and women may study without prohibitive cost.

In view of the fact that we are a city-wide organization, our testimony has been concentrated on matters of interest to all of the teachers, parents and pupils in the District. This, however, signifies no lack of interest in any item of personnel, maintenance or capital outlay. As for the last mentioned, we strongly urge adequate preparation for increased enrollment in our schools. There is no excuse for an overcrowded school opening after the beginning of the school year under conditions that can be imagined rather than described. Of course, it is possible to ask if accurate projections are made for growing school population. There is inadequate provision of space for teaching our children. Whether this should be accomplished by increased borrowing power or appropriation of funds far enough in advance, we know that current needs are not being met.

In conclusion, Teachers' Union No. 6 asks for restoration of all items in the requests of the Board of Education later deleted by the Commissioners, the Budget Bureau and the House of Representatives. We appreciate the opportunity to present this testimony to your Committee.

Teachers and Class Sizes

Mr. Goodloe. Year after year we have considered the most important need in the school system is to have enough teachers. We do not underrate or belittle other teachers of the educational process: administrators, those engaged in research are needed, counselors, to mention only a few. But we regard the classroom teacher as the backbone of any educational system, and there is simply no substitute for well-prepared, efficient, dedicated teachers. To summarize more than a page of our testimony here, we think that no class in a secondary school should have more than 20 pupils, and no class in the elementary schools more than 25. We wish to emphasize further that that does not mean an overal ratio of 20 or 25.

Now, for instance, we are approaching the 25–30 ratio in the city, but actually there are classes of over 40, and you could have a ratio of 20 and yet classes of much over 30.

Free Lunch for Children

To go to page 2 of our statement, Senator, "Free Lunch for All Children," I will merely highlight two items there. Incidentally, we think that the welfare of teachers and pupils in corelative. It is inseparable. Overworked teachers with huge classes cannot do their best work, and undernourished children in a class of any size cannot do the best work of which they are capable.

The two things which we wish to highlight are these. Now, all the pupils who need a free lunch do not ask for it. There is a certain stigma attached to it. They think it means their parents are unable to provide. But, if everybody got the lunch, there would be no stigma attached to it. That probably needs no further elaboration. The point has been made by the school administration before.

The other thing is that the cost of lunch should not be increased to the children because of operating costs. Now, we wish to make it crystal clear that we were in favor of the increase the cafeteria workers got. It had long been delayed and they deserved it, but enough money should have been appropriated to care for it, and it should not have resulted in an increase in the cost of lunch for the children. I think the rest of our testimony on the free lunch speaks for itself.

Clerical Help

To turn to clerical help, a preceding witness has made that very clear, and all I would ad lib is this: That, in the two salary bills before the Senate and House District Committees, provision is made for aids who would really take a lot of these extra chores off the teacher's hands.

Higher Education

To go to higher education, a previous witness has well stated that side of it. However, I think this should not be left out: That, even

if the bills before the Senate and House District committees, the higher education bills, pass—and in these bills there is a provision for increasing the borrowing power of the District $20 million—it was agreed in testimony that that would not be sufficient to carry out the whole project. In other words, even with that as a good start, there would be need for appropriations to give the District the liberal arts college, the university which it should have. The condition of the Teachers College has been emphasized. That needs no further elaboration. It would be a part of this.

To go to the end, there is one thing which we should like to stress, and I hope I shall have time to read the last two or three paragraphs. It appears that the needs of the District are not foreseen. If the school opens after the school year several weeks late, and the school is overcrowded, there is something wrong. We are not looking for scapegoats. We do not know whether the population projections were correct. It may be, of course, that there has been delay in using authorized funds. But we do not know that current needs are not being met, and we think that there is enough foresight to look ahead on these things and see that when the children go to school, they will be adequately housed and adequately instructed.

Senator, that finishes our testimony and, as usual, we are glad of the opportunity to present our views to this committee.

Senator PROXMIRE. Thank you very much, Mr. Goodloe.

STATEMENT OF BERNARD M. NEWBURG, REPRESENTING A GROUP OF PRIVATE CITIZENS, IN OPPOSITION TO THE EXPANSION OF HINE JUNIOR HIGH SCHOOL

EXPANSION OF HINE JUNIOR HIGH SCHOOL OPPOSITION

Senator PROXMIRE. While Mr. Newburg is testifying, is Mrs. Dorothy Lynn here? Mrs. Dorothy Lynn is not here. Is Mr. Lewis Anthony here? How about Mrs. Polly Shackleton? Is Mrs. Shackleton present? Mrs. Mildred Moseley? Bishop Reed?

Well, why don't you go ahead, Mr. Newburg, and then we will follow you with the next available witness.

Mr. NEWBURG. Thank you, Senator. My name is Bernard M. Newburg. I live at 219 Eighth Street SE., on a block which is proposed to be abolished for an addition to Hine Junior High School which is unnecessary, wasteful, and against the best interests of the District of Columbia. As in past years, I am speaking for myself and for others threatened by a philosophy of aggrandizement.

In my testimony before this body last year and before the House Subcommittee on Appropriations for the District of Columbia last year and this, I reviewed the entire history of the proposal to date. I showed—and this is all in the record of my testimony—the devious manner in which the school authorities, while obtaining the support of Capitol Hill for a neighborhood school, secretly had more grandiose plans. I showed how they built a school with office, auditorium, cafeteria, gymnasium, and heating capacity for a much bigger school, under an authorization from the Congress to construct a school for less than a thousand pupils, and how they are now using these features as an argument for an unneeded expansion. In this connection and

to save time, I commend to your attention my past testimony, especially that given this spring to your House counterparts beginning on page 807 of part II of the hearings, and also that of Paul Beatley, former president of the Capitol Hill Community Council, beginning at page 829. For your convenience a copy of my testimony is appended to the original of this statement.

This time I should like to address myself to two points which once again show the school authorities' determination to plow ahead, regardless of logic and community feeling, in their exploitation of urban property.

School Plan

The plan of the school itself was ill-conceived, especially for an urban site where space was known to be at a premium. Large and almost barren areas, valuable neither for recreation, nor for beautification, surround the several buildings and lie between them. Playground space for hundreds of pupils has been sacrified to a large parking lot in an area where parking is no real problem and, worse, to tennis courts. With the possible exception of a polo field, this last is probably the most antisocial use of space imaginable in an urban schoolyard. Each tennis court represents the acquisition and condemnation of two houses. Yet, its use is confined, during the small part of the school year when it can be used, to no more than four persons for each hour, instead of the hundreds who could use it for other recreational purposes.

One further point should be made in connection with these tennis courts. Last spring, when the expansion funds were first sought before the House subcommittee, the tennis courts were represented in District plans as being in existence, and as an accomplished fact a justification for grabbing extra space. The fact is that at that time the tennis courts, so-called, existed only as a muddy area indistinguishable from the rest of the playground.

Opposition to Planned Expansion

Secondly, the expansion plan is opposed by almost every group which has analyzed it. In testimony before the District Commissioners last fall, seven witnesses appeared against it and none in favor of it. Before the House subcommittee this spring, an almost identical situation existed. The National Capital Planning Commission disagrees with the plan, among other reasons, because of the declining school population in the area of the school. A petition opposing the addition has been signed by more than 1,000 people differing in every respect except in their opposition to the school enlargement. This sentiment and suggestions for alternative solutions have been ignored by the school authorities.

Reduction in Taxable Land

If the central core of the Washington area, the capital of the United States, is ever to be redeemed from decay and blight, it can be accomplished only if there is an adequate tax base. The District area is necessarily limited, so that each new public building erected on previously private land diminishes the number of taxpayers and decreases the amount of land available to meet the city's costs. Each case of wastefully unrealistic municipal planning, each failure to use land

already owned by the District, each instance where long-continued threats inhibit development and drive from the city those willing and able to support it, each of these is a direct attack upon the tax base.

THREAT TO PRIVATE ENTERPRISE

In this connection, I should like to call to your attention the changes that 2 years have brought about in the two sides of Eighth Street, one threatened with demolition by Hine School, the other not. Across the street, numerous houses have changed hands and have been repaired and rejuvenated. A whole new group of expensive townhouses is being erected. On our side, after a striking beginning representing investments incurred before our homes were threatened, progress has been stilled. We hesitate to plant a rose bush which we may not see bloom.

We do not believe that the new addition, including the extra expanse of asphalt playground, is justified, and on that basis we ask you to disapprove it, not on budgetary grounds but because it is unjustified. On several occasions, members of the House subcommittee have been sharply critical of the plan, but its report has not said so directly. If, on the other hand, you disagree with us and the other groups which have studied the plan, we ask you to approve it and the funds for it, rather than keep this threat hanging over our heads, as it has done for years. There is a physical and a mental limit to the number of appearances that can be made in opposition, to the swings from optimism to pessimism that one can endure.

I think I have testified now some seven to nine times. Thank you, Senator.

Senator PROXMIRE. Thank you.

Now, let me go over the list of other witnesses who are here. We have covered about half of the 66, 32 altogether, counting the ones whose names have been called and who are not present.

Mrs. Dorothy Lynn? Mrs. Polly Shackleton? Mrs. Mildred Moseley? Bishop Reed? Rev. Walter Gray?

STATEMENT OF REV. WALTER A. GRAY, NATIONAL CHAIRMAN, LEAGUE FOR UNIVERSAL JUSTICE AND GOODWILL

SCHOOL BUDGET

Senator PROXMIRE. Fine, Rev. Gray. I understand you are national chairman of the League for Universal Justice and Goodwill. We are glad to have you present.

Rev. GRAY. Senator Byrd, Chairman——

Senator PROXMIRE. I am Senator Proxmire. Senator Byrd isn't here at the moment, but I am acting in his behalf, so you may proceed.

Rev. GRAY. Chairman of Committee on District of Columbia Appropriations, and members, I should like to thank you for providing an annual opportunity for the citizens of the District of Columbia to be heard on the important matter of appropriating moneys for the operation of the schools of the District of Columbia.

I would like to refer to the fact that last year the League for Universal Justice and Goodwill appeared before your committee complaining of the lack of quality education in the schools of the District. If a school system is not able to build the educational and moral life

of the youth committed to its care, where does the commonsense come in in spending such colossal sums of money to do what seems to be beyond the ability of the system to do? At that time the league also deplored the breakdown in school teaching methods and the failure in developing the educational life of the youth of the District.

Track System Investigation

What we need more than anything else is for the moneys given to the Board of Education and the administration to be spent in a wise and profitable way, so that the children can accrue some benefit from the gigantic expenditure of the taxpayers' money. Instead of spending one-quarter million dollars to have something investigated that even the smallest child knows is wrong, as they are spending on the investigation of the "track system" is a downright travesty and a flagrant waste of the people's money. It is hoped that this honorable committee will demand of the administration and the school board a proper use of the funds entrusted to them. This is surely a fair and just demand.

Quality Education

In view of the fact that the District of Columbia is spending the second highest amount per capita of any school system of comparable size in the country—1962–63 report—there should be better results for the money spent. While the League for Universal Justice, of which I am chairman, is in favor and in full accord with every possible dollar being spent to genuinely build the educational and cultural life of the youth of our community, we do think and feel strongly that when money is given it should bring some reasonable results. Appropriations are escalating and still educating the youth seem not to be running to form.

We hope, Mr. Chairman, you and your committee will use your good influence to see to it that money given to school authorities for the purpose of educating our youth will be used to produce quality education and not for newfangled schemes and innovations. The youth of the District have been victimized by lots of wildcat ideas and notions that have all but doomed them to a life of frustration and hopelessness. This cannot be allowed to continue without final disaster and ruin to this our beloved America. Let the administration teach our children to read, write, and to do arithmetic and they will learn if you take them out in a stream on a log only with a teacher.

Ungraded System and Team Teaching

Under the guise of integration and civil rights posing as methods of advancing Negro children both economically and educationally, the conventional schools are being sabotaged and abandoned and traditional education scuttled in favor, first, of the notorious track system. After the track system they are quietly planning, in fact already are slipping in the ungraded system and team teaching. The track system gave the Negro and poor white children a knockout blow and now comes the ungraded system and team teaching to sing the swan song. Mr. Chairman, if this happens, little Negro children and those of helpless whites might as well hang up the fiddle and

the bow, for their cake will all be turned to dough. We hope the good judgment of this honorable committee will lead it not to appropriate a single penny for this undertaking.

Per Capita Pupil Expenditures

It is a sad tragedy that more money is being spent to educate the children of the District (last reported as $704 per capita pupil population) while they are getting less education than ever before. If my memory serves me correctly, I believe I recall a report from the House District Committee reflecting that the per capita pupil expenditure for operating expenses went higher than that of any other city of comparable size between 1957 and 1962 and that its total stood in 1962 as the second highest among these cities of the country. Now from $495 per child in 1962–63, the school administrators are estimating an anticipated rise to $1,100 per child. With all this outlay of the taxpayer's cold cash something more should be done than having the majority of youth leaving school annually as dropouts rather than high school graduates. When we think of thousands of children reaching third year high school and only being able to do fifth grade reading, we must admit that the situation is more than alarming. Mr. Chairman, we think it a fair and reasonable request to urge you and those responsible for allocating funds to educate our youth of the District to take a strong straight look at any request coming from the administration and the board of education before granting their requests.

Position Paper on Ungraded School and Team Teaching

Mr. Chairman, I am submitting a copy of a position paper which the league is distributing interpreting the new system of education—more properly of organizing the schools—the ungraded school and team teaching now being quietly slipped into our schools. We are protesting this innovation or vast experiment upon our children, not alone because we are convinced that under it education will become worse, but because the estimated cost for senseless remodeling or replacement of existing school structures and for other extras would place a prohibitive burden upon the taxpayer.

I thank you.

Senator Proxmire. Thank you, Reverend Gray.

STATEMENT OF MRS. MILDRED MOSELEY, CHAIRMAN, EDUCATION COMMISSION OF THE UNIVERSITY NEIGHBORHOODS COUNCIL

Public Schools

Senator Proxmire. Our last witness this morning will be Mrs. Mildred Moseley.

Mrs. Moseley, do you want to step over to the microphone.

Mrs. Moseley. Mr. Chairman, I am Mrs. Mildred S. Moseley, chairman of the education commission of the University Neighborhoods Council. Our organization and its focal point of interest is the famous and nationally spotlighted Cardozo area where resides some 78,000

residents with the expected proportion of children to be found in a working-class community. There are some 23 public schools supplied to service the educational needs of this area, not including the D.C. Teachers College complex. We in this area became the war on poverty guinea pig—target area for the United Planning Organization; we have become the testing ground for the domestic Peace Corps in the District, plus other innovations and experimentations underwritten by varied vested interests.

Since its inception, more than 3 years ago, the education commission of the University Neighborhoods Council (UNC) has been in close contact with parents and schools pupils and has become increasingly alarmed over the growing number and intensity of complaints registered about declining school achievements. There reside in our community many teachers and some school administrators. It has been brought to the attention of the UNC that innovations and experimentations, testing and counseling, often at great cost to the taxpayer, actually disrupt classroom instruction and schoolhouse administration with no noticeable benefits to the pupils. If anything, such innovations and experimentations, testing and counseling along with compensatory services and aids of various sorts disorganize the schools, frustrate the teacher and deform pupil personality. As a result the community is in utter chaos.

ELIMINATION OF COUNSELING AND TESTING

Sir, we are sincerely convinced that if all the counselors and testers, where qualified, were returned to the classroom as teachers with the understanding that they produce or get out of the system we could nearly close the lag in teacher shortage. If all the money spent in the purchase of standardized tests from commercial test factories were applied to textbooks needs, the capital outlay of having them administered, recorded, filed, and storage space eliminated, we could perhaps cut our per capita operating cost in half or at least keep it in proportion to cost in other cities of comparable size. Surely, it cannot be said that we have profited by all this testing, counseling, innovation, experimentations, compensatory services, et cetera—for it has just been published that our literacy rate here in the Nation's Capital is the lowest in the Nation. What a tragic waste.

RESTORATION OF TEACHING POSITIONS

Your, Honor, we urge you to restore to the budget the salaries for some 430 teching positions, including the 228 teachers to improve educational programs in elementary schools; but, sir, we are genuinely opposed to additional appropriations for counselors, supervisors, and pupil service teams, and we seriously question the "urgency of need" at this time for additional librarians to circulate to our children more books when they have not yet been taught to read their textbooks. We request, therefore, that money granted the administration for the 228 elementary teachers be earmarked for conventional instruction in the basic tools of knowledge—the "three R's"; for we note that the administration explained its request for these teachers as "to improve educational programs in the elementary schools." Sir, may I call your attention to the fact that, in addition to the 112 officially announced in-

novations and experimentation programs, there is afoot a movement to substitute the ungraded school and team teaching for conventional classroom instruction—quality education that we parents have petitioned for.

If the request for additional teacher personnel is to launch that program, maintaining that it will improve the educational process of District schoolchildren, then we wish to vehemently oppose, and request that these positions not be granted. Moreover, to underwrite this initial request on grounds of program improvement would be equivalent to formally endorsing an experiment, a reform for the worse, which next year you would be called on to fund extensive remodeling at great cost or totally replacing existing structures to provide a radically untested method which is little more than a new seating arrangement, with no promised reforms in curriculum or classroom instruction, or reversal of academic achievement. To substantiate this position, may I refer you to the position paper presented by the League of Universal Justice, in which it is noted that the ungraded school and team teaching are "organizational methods and therefore no panacea for problems of curriculum and instruction."

Opposition to Counseling and Testing

As for restoring the request for more and more counselors, testers, psychologists, testers, psychiatrists, and pupil service teams, we are firmly opposed to more and more testers to test what has not been taught and to counsel our children into feelings of incompetence and loss of self-worth. The employment of counselors, many of whom are not qualified to teach, represents a waste of the taxpayers' money. Furthermore, when pupils have not received the basic tools of knowledge, and are thus lacking in academic preparation, counseling and testing should be applied to the system, the testers, the counselors, the school administration to locate the etiology of cause rather than to treating the symptoms—the injured pupil is the end result in the breakdown of the educational system.

Senator, speaking as parents and for the community, we hope it is not assumed that we are not qualified to know what is best for our children since we are not educators. Educators and professionals have proven by their survey and studies that:

> It could well be said that the public, in respect to education is far ahead of educators in the field * * *. (See This Week magazine, Oct. 2, 1966.)

It is for these reasons we as parents and community ask you to earmark appropriations to the administration and have an accounting for its expenditure.

Services and Finances

In the matter of innovations and experimentations on our children, I would like you to note that most of the 112 projects are underwritten by private individuals, with a few grants from HEW. While these so-called services and finances are not matters of concern of Congress at the outset, as they are at this stage paid for by vested interest, once they become an established part of the school program they may be quietly slipped into the taxpayer's budget request as "needs" which must be met. Besides dominating the educational sys-

tem to their own liking, these gifts actually interfere with traditional school programs—quality education, moral development, and proper academic attitudes. Furthermore, parents have complained that, when they protets such vested interest openly, their children suffer academic retaliation, and the parents suffer economic reprisals. Thus, before these financial burdens are forced on us as taxpayers, we have no recourse but to complain to you that we do not wish these tools of programed retardation. We, thus, request that moneys deleted from the House budget appropriations be restored for the fundamental needs of a school system—a schoolhouse, a teacher, and a textbook.

EDUCATION COMMISSION OF THE UNIVERSITY NEIGHBORHOODS COUNCIL

Senator PROXMIRE. Mrs. Moseley, I want to thank you very much. Your testimony and that of the Reverend Gray is very disturbing, and it is welcome to have critical testimony. I wonder if you could tell me what the Education Commission of the University Neighborhoods Council represents? How large an organization is it?

Mrs. MOSELEY. We have, at the moment, about 5,000 paid members in the organization.

Senator PROXMIRE. Do they pay annual dues?

Mrs. MOSELEY. Yes.

Senator PROXMIRE. Do the 5,000 members live in the District?

Mrs. MOSELEY. They all live within the Cardoza area.

STATEMENT APPROVAL

Senator PROXMIRE. How do you determine that you should make this kind of a statement? Is the statement made available to the members for their approval or disapproval in any way?

Mrs. MOSELEY Yes; it has to be approved by the membership.

Senator PROXMIRE. How do they approve it? Do they have a meeting?

Mrs. MOSELEY. They have a meeting every first Wednesday, and there is a report from each of the six commissions of the council, and they plan programs for that month.

Senator PROXMIRE. When was this statement approved?

Mrs. MOSELEY. At the September meeting.

Senator PROXMIRE. And all six councils were represented, or all six commissions were represented?

Mrs. MOSELEY. All six commissions were represented.

Senator PROXMIRE. About how many people were there when this was acted on?

Mrs. MOSELEY. About 50 members were present that night, because if I remember correctly it rained quite hard.

Senator PROXMIRE. Was it unanimous?

Mrs. MOSELEY. Yes, at that particular meeting, and at the board meeting, where there are more board members who usually form the basis of opinion and statements which are presented, formally drafted these proposals after hearing from the commission which is directly affected, and then the commission staff writes it up for presentation to the membership.

CONCENTRATION ON PERIPHERY OF EDUCATION NOT ON THREE R'S

Senator PROXMIRE. How long has this group been feeling the way you express it here—that there is too much concentration on the periphery of education and not enough as you say on the three R's?

Mrs. MOSELEY. It came into existence because of this feeling.

Senator PROXMIRE. How long ago?

Mrs. MOSELEY. 1961.

Senator PROXMIRE. And each year your group has grown?

COMMISSION MEMBERSHIP

Mrs. MOSELEY. Each year we have come down here to both the Senate and the House to complain that we do not feel that we are getting a proper return in educational improvements on the amount of money that is increased every year. We think that even this money will not correct the District school system.

Senator PROXMIRE. I asked about the size of your organization. You say it is 5,000 now. Has it been growing over the years since 1961 or is it about the same size as it was about a year or 2 ago?

Mrs. MOSELEY. It has been growing. I think the membership perhaps is smaller this year than it was last year because a number of the white people who were still in the area have moved out.

Senator PROXMIRE. It is a biracial group.

Mrs. MOSELEY. Yes, it is.

SUBCOMMITTEE RECESS

Senator PROXMIRE. Thank you very much. I appreciate it. You are the last witness for this morning. This afternoon, Senator Bartlett will be here, and we will resume testimony at 1:30.

The committee will stand in recess until 1:30.

(Whereupon, at 12:45 p.m., the subcommittee recessed until 1:30 p.m. the same day.)

(AFTERNOON SESSION, 1:40 O'CLOCK, TUESDAY, OCTOBER 4, 1966)

DISTRICT OF COLUMBIA

EDUCATION

STATEMENT OF MRS. YALE NEWMAN, SPEAKING FOR MRS. ROBERT STRIAR, REPRESENTING THE BEN W. MURCH ELEMENTARY SCHOOL

SUBCOMMITTEE PROCEDURE

Senator BARTLETT. The subcommittee will be in order.

During the course of these hearings, in order to facilitate and provide an opportunity for everyone wishing to testify, there are ever so many who do, the procedure this morning placed a 5-minute limitation upon witnesses, and I have been told that this has made possible the smooth and orderly method of proceeding. In order to hear all of those who wish to testify, we will continue this time limitation. In the interests of more expeditious handling of witnesses, it is my intention to call the witnesses to the table in pairs, so that immediately upon the conclusion of testimony, the succeeding witness will be at the table.

Of course, for those who have prepared statements, I want to say that they will be included in full text, and the witness, in respect to prepared statements, should be sure to give one copy to the clerk and one copy to the reporter.

SCHOOL BUDGET

Senator BARTLETT. Mrs. Robert Striar was called upon this morning and she wasn't here. Is she in the room now? Mrs. Striar will be followed by Mrs. Dorothy Lynn, if she is here, or Mr. Anthony. The succeeding witness will be Mrs. Polly Shackleton, Democratic Central Committee, or a substitute. Mrs. Striar.

Mrs. NEWMAN. Mr. Chairman, and ladies and gentlemen, I am Vera Newman, speaking for Mrs. Robert Striar who is ill today, and I represent the Ben Murch Elementary School.

Before I discuss our specific school needs at Murch, I would like to say that we are unequivocally in favor of all necessary improvements in the other areas of Washington which have been much too long neglected. Thanks to the elementary and secondary education bill, a start has been made, a tiny flame in the darkness has been lit, but what is needed is an educational explosion all the way from Project Headstart to a 4-year public college, to keep pace with the present and to give hope for the future. At the same time, it should not be necessary in our great Capital to allow schools in better condition to deteriorate or their standards to be lowered. We are all part of the public school system and each school has its unique needs.

The District of Columbia's educational system is like the man who, through no fault of his own, suffers injury and paralysis to one of his legs. The treatment is complicated and expensive. Everything is

done to build up and restore function to the injured limb. The process takes time and patience. Meanwhile, the healthy leg is perforce immobilized. And, if no attention is paid to it, it, too, will become weak and waste away. Some exercise must be provided so that when the injured leg is well the man can stand on two straight, sturdy limbs. So with our school system. There must be no atrophy on any side.

We are not asking that we be granted funds at the expense of needier schools. Although the accusation has been made that we have been favored in receipt of school funds, this is a misunderstanding of the facts. For example, figures show that per pupil expenditure for books and supplies is uniformly the same throughout the city. I am not counting, of course, the recent additional funds made available to impact aid and target schools which are certainly a most just and necessary compensation for economic and cultural lacks. The aim should be to lift as many as possible of these formerly condemned children out of the basic track and up into the area of academic achievement and reward that is common to the District schools which more closely approach the ideal.

But even schools in our area have far to go to achieve the ideal, and they have their specific needs. Ben Murch, the majority of whose families are in a comfortable moderate income bracket, is one of these. The parents may be well educated, but for the most part are not wealthy and, though the father may have a high government position, educating five children with college as a goal is an expensive matter.

Inadequate Space for New Instructional Program

Murch's needs center around inadequate space facilities for specialized activities and inadequate specialist help to carry out the new instructional program. In the way of specialist help, the school could well use the services of a psychological counselor and a full-time rather than a part-time librarian. There is in the budget provision for 21 additional librarians which would insure 1 for each school that has library space. Murch would come under that heading—although it is even possible to have the services of a librarian without any formal library space.

The American Library Association lists among the minimum requirement of a quality school library 1 library per 300 pupils. Murch has 1 librarian on half-time per 640 pupils. Although volunteer librarians make an outstanding contribution, a professional librarian is trained to work with the teacher in planning a library program which will supplement and enrich the curriculum at the time it is needed. At Murch, the children are teachers; so during the year, each teacher will not get a great deal of help. Still this is an improvement. During the past 3 years, even one visit in 6 weeks was not always available.

We are also hampered by inadequate space facilities for specialized activities. For example, since there is no health room, the nurse and doctor use the mimeograph room and the storeroom, and physical testing is done in the hallway. The foreign language teachers have to use the girls' lavatory for office space. The speech teacher helps her pupils in the storeroom. It is a crowded storeroom because the building does not have a regular basement which would provide storage space.

There is no multipurpose room. No cafeteria. The children who must eat at school eat in the classrooms. The teachers' lunchroom is used as a classroom and the library is part of a screened-off corridor. Should an empty classroom become available, we would like help in converting it to a more adequate library. They are above average in reading power and the page or two of the classroom text serves only to whet their appetite for knowledge. It is important to provide such children with the inspiration and challenge that additional library resources can provide. A professional librarian guides each child to his individual best use of the library, but this is obviously impossible on a once every 2 weeks basis. We urge you, at the very least, to keep all 21 library positions in the budget. We also request reinstatement of librarian salaries.

Besides the full-time librarian, we would like more time with the science and art specialists. We recommend the admirable innovation of having special teachers in art, science, physical education, and music; but the advantages of such expert help to teachers and students are partially vitiated by the infrequency of such visits. The special science and art teachers are scheduled to visit our school only twice a month. There are 23. We could further subdivide the present library space and use it to answer some of our other space needs.

We would suggest that until actual building expansion can be accomplished, at our school and others, investigation be made of possible use of mobile facilities, such as mobile health and mobile library units.

Since we are not eligible for Federal aid under title I of the Elementary and Secondary Education Act, we feel we should at least be eligible, through District budget funds, for higher allotments of instructional materials and supplies.

Gentlemen, that is the story of our particular needs. We see ourselves as a part of the whole community of Washington and the rest of the city as a part of us. Neither part must be neglected. If our school is closer to the model school system that President Johnson and Superintendent Hansen foresee, then do not allow us to slip back from that model. Help the rest of the city to reach us and help all of us to go forward, so that all of our children shall have the opportunity and the means to develop to the highest peak of their potential and become wiser, more able citizens than we have ever had before. There should be no priority list when it comes to children's needs. We urge you, members of this committee and your congressional colleagues, rather to spend your time finding ways to raise additional revenues to meet the educational needs of all our children. And for your consideration we suggest what may be an untouched source of income. I refer to the hundreds of so-called nonprofit organizations which claim exemption from the payment of property taxes to the District of Columbia. I would suggest to you that these should be investigated and that the freeloaders be made to share the responsibility of our children's education.

Senator BARTLETT. Thank you very much.

STATEMENT OF MRS. DOROTHY LYNN, LEGISLATIVE COMMITTEE, SHAW JUNIOR HIGH SCHOOL

Funds for Shaw Junior High School

Senator Bartlett. Mrs. Lynn.

Mrs. Lynn. I am Mrs. Lynn, president of the Shaw Junior High PTA.

Mr. Byrd, members of the committee, ladies and gentlemen, the Parent Teacher Association of the Shaw Junior High School wishes to go on record as supporting in full the Shaw replacement program as specified by the Board of Education. In addition, we wish to have a community school which will influence and lift the spirit of the neighborhood.

We not only approve of the program but also wish to state that these new requests have been presented at conferences with members of the Board of Education, the Commissioners by the PTA, the mothers' club, leaders of the community, and interested citizens. It is important and urgent to the well-being of children to have a safe place to play in and develop wholesome play attitudes and habits.

Some of you may remember the unbelievable conditions that exist in Shaw from the previous requests. Shaw is located on the corner of Seventh Street and Rhode Island Avenue NW. It is over 65 years old, is worn out and is constantly being patched up. We would like to have a new building as soon as possible. The building is overcrowded. It has a capacity of 1,167 pupils and at present has an enrollment of almost 1,500. The rooms are inadequate. The planning is outmoded with a patchwork of rooms, and in some cases one has to pass through one room to get to another. The balcony of the auditorium is the hall for lines to pass through every period. The playground is very small. The students are denied the pleasure of many sports that children love.

Today our children are in outmoded shops which are small, poorly equipped, and dimly lighted. In our sheet metal shop our only claim to modern equipment is one drill press given to us at the end of World War II. The boys' gymnasium has an angular wall, making basketball and other games impossible. The low beams and the dungeon-like appearance of the rooms are depressing. The comparatively new floor in the girls' gymnasium continues to buckle after each rain.

Building Deterioration

Continued use of the building year after yar is objectionable because of deterioration. Furthermore, we feel it is a waste of taxpayers' money to constantly repair it. Repairing the gymnasium floors is a waste and a constant expenditure. During a heavy rain the whole basement floods, including the school cafeteria and the boiler room.

We have pictures here showing some of the conditions that exist. We need a new school desperately. Shaw is the main institution in our community, and with the wonderful Kennedy playground in our vicinity, our main emphasis is on preparing our children educationally. We want them to have a good education with good facilities so they can become fine citizens and an asset to any community.

For these reasons we are asking for a new Shaw Junior High School immediately.

Senator BARTLETT. The committee appreciates your appearance, Mrs. Lynn. Do you know if the budget provides for funds for replacement of Shaw?

Mrs. LYNN. I really don't know. I have been incapacitated since June. I have been sick and I haven't been very active, and I haven't been able to attend any of the hearings.

Senator BARTLETT. Thank you. Can you answer that, Mr. Sykes?

Mr. SYKES. I am sorry, I didn't hear your question.

Senator BARTLETT. Does the budget call for appropriation for replacement of Shaw?

Mr. SYKES. It has $368,000 for the plans and specifics.

Senator BARTLETT. And the total cost is estimated at what?

Mr. SYKES. It will be in excess of $4 million before it is through.

Senator BARTLETT. The House has approved that already. The budget provided for it?

Mr. SYKES. Yes.

Mrs. LYNN. I do have with me one of the students from Shaw Junior High.

Senator BARTLETT. Then it is on the way?

Mr. SYKES. It will be, sir, when we receive the 1967 appropriation.

STATEMENT OF LEWIS M. ANTHONY, SPEAKING ON BEHALF OF SHAW JUNIOR HIGH SCHOOL

PROBLEMS OF SHAW JUNIOR HIGH SCHOOL

Senator BARTLETT. Mr. Anthony, we are glad to hear from you.

Mr. ANTHONY. Mr. Chairman and members of this committee, would like to thank the members of the committee for giving me this honor, although I have found that in some committees it is like putting a note into a bottle and throwing it into the sea, and sending up a solemn prayer that it will be answered. I am glad to say that this committee can be reached. I am here today to talk about a problem which we all know about, the Shaw Junior High School. Shaw was built in 1898, making the building over 65 years old. This school is not only old but every child's life is in danger, for this same 65-year-old building was condemned 25 years ago. Only a year ago, Mrs. Wise and Mrs. Feely could have been hurt, because the plastering in their room fell in on them; and last year a student was almost killed, because the trash bin on which she was standing gave way.

Shaw's roof is leaky. Proof of this can be seen sometimes after a heavy rain, because the whole basement is almost flooded with a foot of water. Only recently the gymnasium had to be closed because of this condition.

CLASSROOMS ARE INADEQUATE

Now, for the classrooms that 1,500 students must attend each day, they are inadequate to suit the modern-day methods of teaching. They are not only inadequate but gloomy, with poorly lighted rooms and dangerous pipes which can burn a person if he or she is not careful. The gyms are small, gloomy, cold, and had to be abandoned recently because of water flooding them.

Rats eat holes in the school doors, and other pests are clearly seen. This is a bad and deplorable health hazard. The assembly hall is so

small that each grade level has to be called in one at a time, and is being used now as a classroom. The building having to be repaired over and over again is a waste of the taxpayers' money. The condition of this school tends to take away from education, for no child likes to be taught in gloomy and bad surroundings.

Conditions Warrant Request for New School

The condition of this school cannot and will not be tolerated much longer. It is evident that a new Shaw is needed, and it is also evident that one is needed now.

So, in conclusion, may I add that, if this Congress must do anything for the District of Columbia, in heaven's name, give the children of the District decent public schools; in heaven's name, give us a new Shaw.

Mr. Chairman, I hope that you will find out what has been holding up Shaw all these years, that you will find out where the redtape begins, and hope that you will put an end to the needless neglect here. For, if this Congress is to assume the responsibility of legislating for the District of Columbia, then there should be no building such as Shaw. We should have schools that people can come and marvel at from the ends of the earth; not schools that they can only shake their heads at.

This is the Nation's Capital; there is no room for inadequacy in buildings such as Shaw when the greatest legislative body in the world helps us.

Why should the children of the District of Columbia be short-changed with ugly, shameful, and dilapidated schools. Is the price of education so low that we the students must suffer?

So, Senator, you will help the children of the District rise above what they have been accustomed to: shabby, inadequate, shameful schools. The time has come to remedy this, and, with your help, sir, you will help to change the name "Shameful Shaw" to a name of dignity, respect, and excellence: "Beautiful Shaw Junior High School."

Members of the committee, have the Members of this Congress become so full with the idea of compromise about the Shaw school, and other District of Columbia schools, that this tragic building is still standing where it is after years of protest? Must I, as many who have attended Shaw, return and find the same building standing?

For, when the Members of Congress come to this city—this Nation's Capital City—with the idea of not trying to replace such structures as Shaw, but constantly give nothing but opposition to such needs, then this Congress has done nothing for the District of Columbia.

Plea for Better Schools

Mr. Chairman, today I make not a statement but a plea, not only for Shaw but other District of Columbia schools. For, in this Nation's Capital, there are thousands now—and more to come—who have but one main goal: to get a decent education in order to compete in this changing world. Is it too much to ask for better schools in the District of Columbia? Thousands are depending on you, and divine providence, to help them get better schools.

Sir, the parents are ready and the students are ready. Are you, the Congress, ready to take the first step for education?

I can only say give us a new Shaw, for the community has acted; the next step is yours. Thank you.

Senator BARTLETT. Mr. Anthony, what is your first name?

Mr. ANTHONY. Lewis.

Senator BARTLETT. Are you going to Shaw now?

Mr. ANTHONY. Yes, sir.

Senator BARTLETT. I would say in behalf of Shaw that, if you are a fair example of those who are being educated at Shaw, the teachers are doing a first-class job, no matter what the condition of the physical property is. I think, from what the budget shows, that we can say that the Congress, divine providence, the Board of Education, and the District of Columbia government are now combining, and with this appropriation, if it goes through for planning, you will have had your start, and it won't be too long before a new Shaw will emerge. Thank you very much.

Mr. ANTHONY. Thank you, sir.

STATEMENT OF NADINE P. WINTER, CHAIRMAN OF HEALTH AND WELFARE, THE DEMOCRATIC CENTRAL COMMITTEE

SCHOOL BUDGET AND OTHER MATTERS

Senator BARTLETT. Who is to testify in place of Mrs. Shackleton?

Mrs. WINTER. As an official representative of the Democratic Central Committee, and because the organization covers the entire city, we feel aware of the needs of the citizens and a responsibility to present these needs to our present mayors. We consider adequate funds for our schools of prime importance.

Funds for construction of highways are not the prime concern of the residents in the District of Columbia. Records reveal that there are many sections of the city, and especially in deprived areas, where 80 percent of the schools are overcrowded. There are schools accommodating 200 to 300 children over capacity. Funds for new school construction must keep pace with the approved allocations of highways, freeways, and redevelopment, if we are not to penalize the children who must learn, if they are to adjust into the job market in a few years. It is impossible for overcrowded schools, like overcrowded homes, to produce anything but a few students who push their way out of this deplorable, unsound, and inhuman situation. Certainly our city planners, and especially the great fathers of the District, can see that any community which is suddenly flooded with hundreds of children from displaced areas cannot disappear, and must share whatever facilities the area and the schools have to offer. Therefore, we appeal to you to restore all funds cut from the school construction money, and all requests for additional teaching positions should be restored.

RESTORATION OF FUNDS REQUESTED

In light of what seems to be much unrest in the District of Columbia among young people, we must urge restoration of funds for recreation. There are many seemingly very good programs, but they are somewhat ineffective, due to lack of proper staffing. The Roving

Leaders program is one of many which seem to be in urgent need of expanding.

It would be chaos to have funds from the already inadequate welfare budget cut. We do not believe that investigators or aids at any level can be a substitute for a social worker. That there should be sufficient funds provided for aid-level staff, so as to free professionally trained social workers, which will eliminate or reduce the work of the investigators. The Democratic Central Committee believes that the needs of children must be met. Lack of education means lack of jobs—lack of jobs means lack of money—and lack of money means poverty.

How, then, can a head of the household receiving less than poverty income provide for the children? There are children whose parents are not qualified for training given by the Department of Public Welfare training programs. We are suggesting a more elaborate and very broad work training program which will provide additional monthly income without having small monthly checks cut.

The elected Central Committee of the District of Columbia, therefore recommends that the full, authorized amount of Federal payment must be appropriated.

Senator BARTLETT. Thank you. Mrs. Winters, do you see any improvement at all in the last few years?

Mrs. WINTERS. I am with the poverty program and I can see a very negligible amount.

Senator BARTLETT. Negligible?

Mrs. WINTERS. Yes.

Senator BARTLETT. Is that partly because of the influx of people to this area?

Mrs. WINTERS. I think that has something to do with it, but I still think a lot of programs are structured very well at the top and not enough down at the grassroots people.

Senator BARTLETT. Thank you very much.

STATEMENT OF BISHOP MARIE REED, VICE CHAIRMAN, ADAMS-MORGAN COMMUNITY COUNCIL

MORGAN SCHOOL SITE

Senator BARTLETT. Bishop Reed, please. And the Reverend Mr. Sparrow will be next.

Bishop REED. Mr. Bartlett and the committee, I am Bishop Marie Reed, vice chairman of the Adams-Morgan Community Council, an organization of eight block groups and area associations in the neighborhood bounded roughly by Rock Creek Park, Calvert Street, 16th Street, and Florida Avenue, NW. I am here, in the name of the council, to ask that your committee reinstate project 10–122 of the District of Columbia School budget, requesting $1.2 million for the acquisition of a site for the Morgan School, and items 12–13 of the District of Columbia Recreation Department budget requesting $723,000 for the Happy Hollow Playground. It is our understanding that the two projects are linked because of the physical proximity of the sites, which are located on the same city block; it is our belief that both requests are justified and necessary for the neighborhood.

PRESENT MORGAN SCHOOL INADEQUATE

The present Morgan School, at 18th and California Streets NW., is entirely inadequate to meet the needs of the population it serves. The children who attend the Morgan School are underprivileged children; their parents are poor, frequently unemployed. They live in overcrowded apartments in substandard buildings on streets without play space. These children need the very best education our city can provide; it could be argued, indeed, that they need more space, better classrooms, more services, better teachers, and more attention than other children. Quality education is their major hope of escaping the cycle of poverty in which they are trapped.

The Morgan School is overcrowded. As of September 23, 1966, enrollment was 646 students, 130, or more than 25 percent, over the capacity of the building. With the entire school system of the District in agreement that a class size in the range of 25 children per classroom is essential for good education, Morgan now two classes with 40 children apiece, two with 38 children, and none with fewer than 30 children per teacher. Because of the sheer pressure of numbers, and because it is an antiquated building constructed without thought for extras, the school has no space for a library, health room, testing and counseling services; the play area is so small that gym classes have been conducted in hallways each winter for years.

BUSING TO RELIEVE OVERCROWDING

Overcrowding this year has been relieved somewhat by the fact that 44 students who would ordinarily attend Morgan are being bused to underpopulated schools in the Georgetown area. While we strongly support such busing as a short-term solution to the problem of overcrowding, the parents would much prefer adequate neighborhood facilities for their children's education. And, since the foreseeable pressure of numbers in the Morgan area remains above the capacity of the Morgan School, we believe that a new building is both socially and economically desirable.

I've recently heard people argue that since Morgan is "no worse" than some District schools, we have few grounds for complaints. But I think "no worse" is a long way from good enough, not only at the Morgan School, but everywhere in this city.

ADEQUATE PERSONNEL AND SERVICES

As much as we need adequate physical facilities, they're no real value without more teachers, experimental teaching methods, and adequate counseling and guidance services to help all our children. But the major cut in the House Appropriations Committee budget was in school personnel. If I read it right, the District requested $82.6 million for the operation of the schools and received $80.1. Of the $2.5 million cut from the budget, $2.4 million was eliminated from requests for additional supervisory and instructional personnel, and the budget for new personnel was cut right in half.

Now we in the Adams-Morgan area, and everywhere in this city, just can't afford to lose out both on better school buildings and on more and better teachers.

At a public hearing sponsored by the Adams-Morgan Community Council last April, a reliable authority told us that 75 to 80 percent of our Morgan children were achieving from 1 to 2 years below grade level, and I'm sure that's true of other schools in the District of Columbia as well. Mr. Chairman, that's simply not good enough, and I can't believe that the fault is all in the kids. It may be that some of them need more help and attention than others to get up to grade level, but I think it's the job of the schools to try very hard to help get them there. And if it costs even twice as much money to try, I'd urge you to spend it. It's one of the things that most of us are glad to pay our taxes for.

In closing, I would like to ask, in the name of the Adams-Morgan Community Council, that you restore funds for the Morgan School site and restore and even enlarge budget funds for supervisory and instructional personnel in all our schools.

I thank you.

Senator BARTLETT. The committee thanks you, Bishop Reed, for appearing and presenting your case.

STATEMENT OF REV. CLEVELAND B. SPARROW, CHAIRMAN OF THE FAR EAST NEIGHBORHOOD ADVISORY COUNCIL

EDUCATION

Senator BARTLETT. Mr. Sparrow.

Reverend SPARROW. Mr. Chairman, members of this committee, I am Rev. Cleveland B. Sparrow, chairman of the Far East Neighborhood Advisory Council. Our organization is composed of delegated representatives of other groups drawn from the District's largest sector of working-class and low-income citizens. The area population is approximately 100,000. Families, generally large, are almost exclusively dependent upon public schools for their children's education: essential for employment and assuming citizen responsibility in adulthood.

Consequently, the acknowledged crises in the schools, centering around academic bankruptcy with declining results in youth development and rising crime, has a most crushing effect upon our entire community. Moreover, we are becoming increasingly frustrated by increased taxation upon the already economically overburdened for more and more school-connected services which bear less and less returns.

For several years we have witnessed the demand for an expansion of what is now being termed as "the division of compensatory services" for remedial reading teachers, for general tutors, for reading clinicians, et cetera, to do over the teaching that was incorrectly or improperly done on the first go-around. In addition, there is the request before you for restoration to the budget of cuts in the army of psychologists, social workers, counselors, and aids of various kinds which would not be necessary, if there were a sound system of educating and motivating our children from the outset.

There is a growing belief that "testers" apply such stringent tests of materials they have not taught, that our children are being denied an opportunity to be exposed to the tools of knowledge and are rated by them as retarded without being given a chance at learning. The

frustration thereafter is compounded by counselors, many complained of as not even qualifying as teachers who assure our youth of their lack of worth. Therefore, in the interest of advancing literacy, the facility in the "three R's," basic requisites for advanced education, skills or even survival in our age of technology, we urge that the taxpayers' money be applied foremost to the basic components of a public school system—a school, teacher, and a book for every child.

INCREASED EMPHASIS ON INDIVIDUAL PUPIL INTEREST

Information reaching us that there is now underway in many schools throughout the area a breakdown of established elementary schools, the absolute discarding of standard methods, for experiments in the highly flexible ungraded school and team teaching, suggests that we need pause now and inquire whether our money is to be poured into another scheme to set back another generation or two under the guise of "integrating" populations, economically, socially, educationally, and culturally. Increased emphasis on "individual pupil interest," the exploitation of exaggerated "needs," the promotion of sustained excitment, and recreation to substitute for serious academic discipline suggests that unless we apply some commonsense—attaching strings to governmental allotments—we shall surely find our communities overwhelmed by youth crimes, community unrest, and even rebellions of people against people. We deplore the dissolution, or more correctly the planned disintegration, of the Amidon system with its acknowledged sobering and stabilizing effect upon the young who came under its influence since the school was first opened some 6 years ago.

BUDGET RESTORATION REQUEST

We trust that if the 228 elementary teachers requested are restored to the budget they will be used to promote traditional educational tools of knowledge. We note with concern an added designation that they will be used to improve the programs in elementary schools. We trust this does not mean for experimental purposes or in the complete eradication of the conventional elementary school and traditional methods where these may now still be in existence.

What we need to bring sanity to society and revitalize our Nation is a new philosophy hammered out from the native traditions and culture of all our citizens. Having witnessed how much money is annually poured into our local schools directly from local citizen tax assessments and indirectly from Government subsidies and grants entering the school areas in the forms of projects directed from the top and outside the target of concern—often by persons unacquainted with the people, their aspirations and culture—we believe emphasis on nonteaching personnel and projects now before you for financing, should be rejected. But we request the restoration to the budget and appropriations allowed for building expansion to accommodate our overcrowded schools, for teachers, textbooks, and other necessary supplies.

Senator BARTLETT. Mr. Sparrow, there is a rollcall vote. I must depart. The committee will be in recess for whatever time it takes me to go over there, vote, and return. You will resume when I return.

[Recess]

Senator BARTLETT. Reverend Sparrow, I apologize for having had to interrupt you. You may continue if you will.

EDUCATIONAL SYSTEM DESIGNED FOR DEVELOPMENT OF YOUTH

Reverend SPARROW. Beyond that we place ourselves in firm rejection to the system and philosophy of waste in school expenditures which is currently dictating school policies while exploiting race relations at the expense of the entire Nation. Even though in response to our request for additional funds from UPO the funds allotted for next year are doubled, unless there is a school system designed toward the development of our youth for worthwhile employment, the war on poverty will be meaningless.

Therefore, we consider at least one high school for this large population is mandatory and that all schools in response to indigenous needs and native aspirations inaugurate now a program of quality education incorporating the concerns of the residents of the Far East community. Moreover, we seriously invite the location of the proposed vocational school complex and the community liberal arts college in our area, for since it was argued before the Congress when the issues of the latter two were being considered that they were primarily for the low income who otherwise would not be able to attend college or to receive training in the various skills, our section is the logical place therefor.

In conclusion, we trust you will consider our budgetary demands for youth development, community stabilization, and citizen responsibility through providing schools, teachers, and books, making these paramount to freeways and subways.

I would like to add, Mr. Chairman, that much of what I have said has been verified and documented in an investigation conducted by the House Education and Labor Committee under Congressman Powell, and Congressman Pucinski was the chairman in charge of the subcommittee investigating poverty and Washington and its relationship to the public schools.

Senator BARTLETT. Thank you, Mr. Sparrow, for a thought-provoking statement. I would like to ask you one question.

Reverend SPARROW. Yes, sir.

Senator BARTLETT. On page 2 you call for increased emphasis on individual pupil interest, and refer to the exploitation of exaggerated needs, your needs in and out of courts. Just what did you mean by exaggerated needs?

Reverend SPARROW. Well, I would like to say that in the public schools now, from what I understand, there are more than 100 special programs, and what we are referring to is the fact that we think that the three R's—teaching a child to read, write, and do arithmetic—these are the basic things. To teach the child character development and things of that nature should be paramount. I can say it best by saying that there are more than 100 special programs in the public schools of Washington now.

Senator BARTLETT. And is it your thought then that so many of what you call these exaggerated needs are being taken care of that there isn't time for the basics?

Reverend SPARROW. At the top of page 2 I concluded a sentence by stating if there were a sound system of educating and motivating

our children from the outset, these special things would not be necessary.

Senator BARTLETT. Thank you very much.

STATEMENT OF PAUL F. BEATLEY, CHAIRMAN, SAVE SQUARE 900 COMMITTEE—PROJECT 10-159; ALSO REPRESENTING THE CAPITOL HILL RESTORATION SOCIETY AND THE CAPITOL HILL COMMUNITY COUNCIL

SAVE SQUARE 900—PROJECT 10-159

Senator BARTLETT. Mr. Beatley.

Mr. BEATLEY. Mr. Chairman, very briefly, being very much aware of the lengthy and ofttimes boring presentations being made to you on the matter of the District budget, and being aware of the fact that we are speaking about a very small but to our community a very important part of the total budget, the community has combined in this matter and asked me to be their spokesman.

I would appreciate it, therefore, if the record would show that I am presenting the official views of the Capitol Hill Restoration Society and the Capitol Hill Community Council, as well as the views of the Save Square 900 Committee.

This has been done in the interests of brevity and in the interests of brevity, rather than to attempt to read our testimony to you, I might rather try to brief you very quickly on what it contains.

Senator BARTLETT. Very well. Thank you.

Mr. BEATLEY. We would ask that the chairman and members of this committee read the testimony in a more leisurely manner than is possible here, and plead that in this matter you take the desires of the citizens to heart, because of the flagrant abuse about to be visited upon them if you approve the funds involved. I know everybody is asking for more money and we are asking for less at the present time.

Briefly, therefore, I am Paul Beatley, chairman of Save Square 900 Committee, and for further identification, I am also founder, past president, and currently a vice president of the Capitol Hill Community Council, vice president of the Capitol Hill Kiwanis Club, and a member of the board of the Capitol Hill Restoration Society, and serve in various capacities in many other organizations on the Hill. Just for a facetious addition, I am also the father of eight kids.

INAPPROPRIATENESS OF BUDGET ITEM 10-159

The gist of my testimony calls the committee's attention to the total inappropriateness of budget item 10-159, in which the school board requests funds to condemn stores, homes, and businesses in the very heart of our community for an expanded Hine Junior High School.

I have been involved in the fight for a new school on this site for many years, and I take great pride in the fact that we finally acquired that new school to replace the infamous, horrible Hine, and I might say as an aside here, it was through an ex-colleague of yours, Senator Humphrey, that we finally got our new Hine School. He gave us a tremendous amount of help in this area.

HINE JUNIOR HIGH SCHOOL ADDITION

Now I am fighting with all the fervor I can to avoid the squandering of the taxpayers' money on an addition to what was, unfortunately, a very poorly planned plant in the first place. The long and rather sad story of the community's fight to improve its school facilities only to have that whole effort turned around, to lash those self-same citizens, would involve a couple of man-years of effort with many statistics and personalities entering into the picture. Suffice to say, as I stated in my testimony, that while I hold Dr. Hansen in high regard, I know he is wrong, and the good doctor can be wrong, in pursuing the destruction of this block at such a tremendous cost to the local community and to the taxpayers as a whole. His misjudgment is based, unfortunately, upon very poor advice being given to him by his subordinates.

Two or three points I would like to mention—points which I did not mention sufficiently in my testimony. One, the extremely poor architectural way at the new school with the ensuing waste in land in and around the school building itself and the adjoining playground area, economic use of which could have provided area of 10 or 12 houses and stores, which they now wish to knock down. The fact as Dr. Hansen admitted to me over the telephone in one of our conversations, that had they asked for and built an additional floor to the new building, no further land acquisition would have been necessary in any event. Dr. Hansen said, however, that they were afraid the Congress would not go along with the cost involved in an additional floor; so they chose to nibble at it, here a million, there a million, and be damned to the human suffering involved.

The fact that with the $1.4 million requested in this budget, which, incidentally, would not cover the cost of acquisition of the entire remaining block without stealing much of the property from the owners, and the $1.3 million requested in the 1968 budget, a 1,500 pupil school could have been built instead of an expansion for 570 students, the vast majority of whom will have to travel considerable distances to attend the school.

And a small incidental thing, but a parking lot for the teachers in an area where land is at a premium and where a fair amount of street parking is available could have been built underground, if sensible planning had been used in the first place.

My testimony, gentlemen, carries realistic figures on property values in square 900, which show the absurdity of the School Board's official request, and which becomes a mater of whether or not the knowledge and conviction of so many residents should be disregarded, and I am speaking of knowledgeable adult people who are aware of the needs of the community at the grassroots level.

HOUSE TESTIMONY, PETITION FIGURES REVISED

Finally, I would like to revise figures of the figures of the petition submitted with the House testimony, and here I wish to present the petition to you and from the quote of over 1,500 to a figure 1,617 to date—by this number it is apparent I am not representing a small fraction of our community but am a spokesman for a large number of very concerned citizens from all walks of life in our community, and many of whom bear impressive names in terms of community service.

Gentlemen, our plea is an indictment of the very poor planning for which certain members of the District of Columbia school administration are fast becoming notorious. We, all of us, are certainly firm in our belief in the need to raise the educational standards of our city, and many, many of us have been working to this end for many years. But, let us not rush pell-mell into indiscreet and stupid spending of the taxpayers' money and inhumane destruction of homes and businesses without sound and realistic planning.

Again, I urge you to read and hear our plea, small as it is in the total picture, for you gentlemen are our last hope, and many will be anxiously awaiting your decision.

(The prepared statement of Mr. Beatley follows:)

My name is Paul Beatley, and I appear before you as the chairman of the "Save Square 900 Committee", which committee is composed of those residents and businessmen on that block immediately adjacent to Hine Junior High School located on the 200 blocks of Seventh and Eighth Streets and the 700 block of North Carolina Avenue, Southeast, and the members of the community in the surrounding blocks. While I speak for the previously cited committee, I can also speak for several of the other community and service organizations on Capitol Hill inasmuch as I am a past president and currently a vice-president of the Capital Hill Community Council; vice-president of the Kiwanis Club of Capitol Hill; a member of the board of the Capitol Hill Restoration Society; and serve in various capacities in several other organizations on the Hill.

We are here to challenge the School Board's $1,383,000.00 appropriation request to cover condemnation of residential and business properties in the remaining 2.2 acres of Square 900.

It would be impossible for me to detail fully and completely our objections to this particular request in the time allotted, because it is a long and bitter story. Suffice to say that Dr. Carl Hansen considered the people I represent and myself champions of his cause for better schools until this matter came up. I still hold Dr. Hansen in high esteem, but in this instance I do not just believe—*I know*, that Dr. Hansen is wrong in his pursuit of these peoples' homes and businesses, and I feel that he has been duped and misguided by his advisers.

In 1962, when president of the Capitol Hill Community Council, I had the privilege of leading the fight to get rid of "Horrible Hine", and had the good fortune of enlisting the personal aid of our distinguished Vice-President, then your colleague, Senator Hubert H. Humphrey, in our fight to get the new school building. Later, I led the cause of expansion of the school property by persuading many reluctant residents to agree to the demolition of seventeen homes, several businesses, and the elimination of the 700 block of C Street, Southeast. Here, however, I was the goat who led the sheep down the path to potential slaughter, because, at that time, representatives of the School Board assured me personally that it had no further plans for expansion, and that with the taking of some eighty feet of Square 900, they would be satisfied. This assurance I took to the Capitol Hill residential and business community, and laid my honor on the line. The School Board has since chosen to dishonor its word to me and my word to the Capitol Hill community, through its representatives.

Since last year, many large civic groups have gone on record against the project; Congress turned down the request for funds; private groups presented Messrs. Hansen and Woodson with alternate plans; and seven groups or persons submitted testimony in opposition to the further destruction of Square 900 to the D.C. Commissioners, with none appearing to speak in its favor; The National Capitol Planning Commission has joined us in our opposition (Project Paper No. 12–1 of 30 September 1965), and recommends, as we do, the construction of a new junior high school in an area where it would better serve the school population which will attend the school.

Despite the overwhelming and popular opposition to the expansion of Hine Junior High School, and regardless of our pleas to the Superintendent of Schools, the School Board, and the D.C. Commissioners, funds have again been requested—and we are on the verge of having a grotesque construction project forced upon the taxpayer—one which scraps the concept of neighborhood schools and brings

suburban sprawl into center city, tossing people and revenue to the wind—contrary to everything that Dr. Hansen has stated he stands for.

At this point I would like to present to you a petition signed by over 1,500 residents and businessmen, people of all walks of life, who live and work on the Hill, in opposition to the condemnation of the homes and stores in Square 900 for further expansion of the Hine Junior High School. This petition has been signed not only by those who stand to lose their homes, the majority of which are owned by those who dwell in them, or their businesses; and not only by those residents who live in the surrounding area; and not only those who were duped by the School Board's representatives; but also those parents and residents further east who feel most strongly that they want an additional school to more properly serve their area in which the school population is most dense. It becomes an issue, therefore, whether or not $1,383,000.00 can buy peoples' homes and businesses (and here I assert that it cannot without cheating these people), to be followed by the estimated cost of $1,086,400.00 for another building—but also whether the wishes and convictions of so many District residents should be disregarded.

At this juncture, gentlemen, it behooves me to mention certain supplemental information recently presented to the House Sub-Committee for D.C. Appropriations by Dr. Hansen, subsequent to the public hearings, in which he stated that the market value for the land and property on the proposed reduced taking site was appraised at $656,000.00 I do not know where Dr. Hansen got these audacious figures, but unless it is the intent of the School Board, the D.C. Commissioners, and this august body, to steal or arbitrarily take these properties at grossly reduced values, or they are using 1945 figures, let me assure you that the market value of the properties in question are far higher than the figures quoted—and I take full responsibility without being an expert in the assessment of the value of real estate for my statement. Real estate offices laughed when I have asked them about these figures—and ask about the contents of the pipe apparently being smoked. As an example, gentlemen, let me point out that we are speaking about seventeen (17) homes and fourteen (14) commercial properties. Two homes are brand new and are valued at about $55,000.00 each; there is a large market occupying three lots which has been completely renovated since 1963 which is valued above $150,000.00; there is a brand new restaurant with an additional lot, valued at more than $100,000.00; a completely restored real estate office building valued in excess of $50,000.00; a completely restored antique shop valued around $45,000.00; and a large furniture store occupying two lots valued at around $70,000.00—just to mention the current market values of a few of the properties proposed to be condemned. This accounts for some $525,000.00 for just five of the commercial properties and two of the homes proposed to be destroyed, leaving $147,500.00 to pay for the remaining fifteen homes and nine commercial sites, or an average of $5,450.00 per property—and the value of each lot without any improvement on it is approximately $12,000.00 apiece. With this, gentlemen, I think that you can see the absurdity of the figures quoted by Dr. Hansen without any further comment by me.

In selecting material for this occasion, it behooves me to report first on the sentiments expressed by so many of the people signing the petition. Persons living or doing business in Square 900 threatened with loss of home, job, business, or income property, stated "I was born here; this house has been in my family for three generations; they condemned my house in Southwest; I can't afford to move again; my retirement covers living here, where can I find a replacement; I built this home to live through my retirement; we all walk to work here—and—there goes my job; there goes my business; more stores are torn down and the rent for what is left goes up; where is the small businessman to go; but they already took buildings here, and put in a permanent alley"—and so on and on. More telling to me, personally, is the statement that I have had to face so many times in the last two years—"But you swore that the School Board did not want to take any further land, and that my home was safe."

More telling than the emotional arguments, however, are the economic and educational factors involved. First, Congress was persuaded to provide funds for the construction of a new school which was already overcrowded before the first concrete was poured, and now the plea before Congress is that the school is too small and inadequate—this is either extremely poor planning or a piece of rotten duplicity. Second, the plea for funds is to buy homes and businesses in order to provide a blacktop playground, with the resultant loss of revenue to the District of property and business taxes, when there is land more sensibly located to serve the schoolchildren which is either owned by the District Government

at this time, or has unimproved and badly run down property on it at this time, which can be procured for far less than the brand new or renovated properties in Square 900. Third, with the destruction of the shopping facilities on one side of Seventh Street, apart from the loss of jobs and business income, it is reasonable to assume that Eastern Market will not be long in following. At the present time, the 200 block of Seventh Street is the heart of the Capitol Hill residential pedestrian community shopping facilities, with the various stores on the one side of the street complementing the Eastern Market on the other side. Fourth, I would bring your attention to an editorial in the Capitol East Gazette entitled "Tennis, Anyone?" which speaks to the use presently being made of the playground at Hine. A copy is attached to this testimony. It speaks eloquently of the poor use of land presently available, including the provision of a large area for parking by teachers, when there is ample parking in the area during the day, without knocking down a row of taxpayers' homes to provide such a luxury on valuable urban land. Fifth, the school population of the Hill is declining, and will decline as the renovation of properties goes forward even further, so that it is highly questionable whether there will be enough children in the area within the next five years to populate the school without busing the youngsters in from outlying areas, pretty much as is being done in Georgetown today. Sixth, the present location of Hine Junior High is on the very edges of the school district, and serves youngsters who have to walk or bus from fairly considerable distances in many instances—the school is certainly on the very fringes of the junior high school population density—much to the annoyance of many of the citizens who live further to the east. Seventh, two of the houses to be torn down are brand new, and are valued above $50,000.00 each, while one of the stores in the taking area is also brand new, and valued around $75,000.00 to $100,000.00. Other properties in the area have been renovated to such a degree, that the estimate of $1,350,000.00 is highly suspect even if the taking area is drastically reduced. Eighth, while the School Board has indicated, out of the largess of their hearts apparently, that they do not now want to take quite as much property as previously proposed, it is noticed that they have not reduced the amount that they have asked Congress to provide. The result would be to leave a facade of houses along North Carolina Avenue, which would serve as a screen to the school yard. It is apparent that the School Board, here, wishes to cover up yet another gross misjudgment on their part, to wit, the value of the properties that they propose to take are far higher than they thought possible—and that they can go back to Congress in two or three years to get additional money to get the remainder of the block.

The foregoing is only a brief of some of the key arguments against the expansion of Hine School. I could go on page after page in this manner. Suffice to say, the disregard for sound and economical use of public funds; the inhumane and callous manner in which the School Board's representatives brush aside good arguments for location of a school in a more sensible location; the apparent disinterest in the prospective loss of revenue to the City; and the hell-bent-for-leather determination by the Board's representatives to sublimely ignore the advice and recommendations of the leaders of the Capitol Hill Community, who have worked so hard and so long to make residential Capitol Hill a garden spot in which the whole nation can take pride—all smack of an arrogance and an ignorance, which only you gentlemen, as our City Councillors, can stop permanently.

To wrap up, I would like to quote an Evening Star article on the proposed Ludlow school site, of 14 January 1966. I do this only to bring to your attention what we, as a community, believe is motivating this grossly poor planning and determination to ram an enlarged and highly suspect school building down the community's throat: "In a report to the board, Woodson said the restoration movement is continuing to move out Negroes and some areas of Capitol Hill will become "de facto segregated in the manner of schools west of Rock Creek Park." He added: "Those individuals and groups in racially mixed schools should . . . make their approach to those interests, controlling the private house market." If we take 1952 as a starting date for renovation—that movement which Mr. Woodson hates so much and knows so little about—and we take Hine as an example, the ratio of 37 Caucasian to 938 Negro youngsters (October 1965 census) would make it appear that Mr. Woodson, in his magnificent crusade, has nothing to fear along these lines. Further, at the time of the opening of the Hine replacement in December 1965, Rimsky Atkinson, whose father is an eminent lawyer and close personal friend of mine, I might add, charged that

the opponents to the Hine addition wanted "to perpetuate de facto segregation". Asked about Mr. Atkinson's comment that opponents have racial considerations in mind, Dr. Hansen stated, "I'm afraid he's right" (Star, 23 December 1965). This, gentlemen, is a sublime case of ignorance, or abuse, as the case may be. The fact is, that as the spokesman for the people on the Hill opposed to poor planning, and they include Caucasian and Negro alike, I was one of the founders, and in fact, the first member of the Capitol Hill Community Council which was, to my knowledge, the first community organization in the District of Columbia to be created without regard to race, creed or political conviction. Further, and I take deep pride in the fact, I introduced the first negro member into the Kiwanis Club in the area known as the Capitol District, which stretches from Wilmington, Delaware, to Richmond, Virginia. Do these facts portray the type of person who wishes to perpetuate "de facto segregation"?

The question is, is it a social crime to question the infinite wisdom of school planners? Is it deemed undesirable for Caucasian families to take up residence in previously all-Negro school districts? Are new, or restored, or well-maintained houses more likely to be selected for condemnation than others? Are the Negro members of the community who resent the poor planning and loss of their businesses and homes just "Uncle Toms" to whom no attention should be paid?

These questions have such deep significance that we earnestly suggest they be investigated at the appropriate levels.

Our immediate position is precarious, vis a vis, District school officials. If inertia is the answer, they could win this battle of attrition. As private individuals with jobs, homes to take care of, families to support, we cannot sustain our fight indefinitely. Nor yet can we move forward when we are haunted by the prospective growl and snarl of the bulldozer.

We lay this case before you gentlemen, and submit our prayer that you heed the community's plea in this matter. We ask that sound planning be called for, rather than permit abuse of the powers placed in the hands of school officials, and respectfully request action to permanently curtail school land acquisition in Square 900. Thank you.

[From the Capitol East Gazette]

EDITORIAL—TENNIS ANYONE?

The new Hine Junior High School, overcrowded before it opened and not adequately designed to accommodate its planned capacity, has now had its playground chopped up. Part of the school's already insufficient recreational space has been commandeered for tennis courts.

The tennis courts are only the latest invasion of Hine's play space. The school already has a parking lot at the expense of about one-fourth its playground; this in an area that easily has enough parking within a two-block radius for the 50 or so teachers. Also, between fifteen and twenty feet of space were lost when the outer fences were set back that far from the sidewalk. Fine topsoil has been spread on this unusable area.

Now more than a third of the remaining space will be devoted to tennis courts that can serve only eight at one time, despite the fact that Hine has nearly 1,000 students with fifty or more taking part in the average physical education class.

But there's more. Hine has no regular instruction in tennis anyway. Further, the courts are in such a location as to render the rest of the playground virtually useless for normal activities.

The administration and physical education department of Hine had no notion that their recreational space had been so poorly planned until workmen began digging holes all over the middle of the newly laid hard surface. John Hoffman, Hine principal, found out what was happening too late. Hoffman wrote, then called, Assistant School Superintendent John D. Koontz, who agreed that Hine had more valid needs than tennis courts. Koontz forwarded Hoffman's request for a change in plans with his own approval.

There have been reports that the courts were included at the request of certain community groups. Granville Woodson, Assistant Superintendent in Charge of Buildings and Grounds, told Hoffman that the courts had been built primarily for the Recreation Department. And that was that.

So now Hine and the community have a set of tennis courts. The only hope is that the groups for which they were provided will use them. We have all summer. And then we can play in the cooler weather of autumn after school starts. The kids can watch and learn a lot about tennis—and perhaps about other things, too.

Senator BARTLETT. Mr. Beatley, what happened to the request in the House of Representatives?

Mr. BEATLEY. It was knocked out, as I understand it, because of the failure to come across with sound tax increases, and if there were any other reasons, I was not aware of them. However, they have asked, as I understand it, for it to be reintroduced.

Senator BARTLETT. The District is appealing?

Mr. BEATLEY. Right, to you, the Senate, and presumably to the House. I will say that Dr. Hansen did present some very strange figures in terms of the value of the properties that they are about to acquire if the money is approved, which underpriced the property fantistically, and in my testimony I speak to this in terms of some 7 properties which would eat out just about all the money they are talking about, versus some 21 properties that have to be acquired.

Mr. Bartlett, I would like to give you this petition with these people's names signed.

Senator BARTLETT. Surely.

STATEMENT OF MISS WAVE ELAINE CULVER, PRIVATE CITIZEN

SCHOOL CONSTRUCTION

Senator BARTLETT. The next witness will be Miss Culver, followed by Mr. Holly. Will Mr. Holly come forward and be prepared to testify. Miss Culver.

Miss CULVER. Senator Bartlett, I am Wave Elaine Culver, appearing before you as a property-owning and, civicly, very active citizen of Capitol Hill. My civic activities have been primarily concerned in helping to create and improve libraries in the District of Columbia School System. I am currently chairman of the libraries committee of the Capitol Hill Community Council; I originated and have been chairman during the first 3 of the 4 years of the existence of our book drive and sales, an activity which collects old books, sells them, and buys new library books to start nucleus libraries in one elementary school per year in the Hill area. Thanks to better appropriations, impacted money, and whatnot, we are about to go out of business on that activity. We are very glad. I am serving my third year as chairman of the citywide Action Committee for District of Columbia School Libraries. My group activities will be presented by other persons; I appear before you now as an individual.

HINE JUNIOR HIGH SCHOOL EXPANSION UNREALISTIC

My concern today is for the request in the fiscal year 1967 budget for money for an addition to the new Hine Junior High School at Seventh and C Streets SE. The new building was opened for classes last December. I am vitally concerned with the budget request both as a citizen of the area and of the District of Columbia, and as a property owner. My house at 715 North Carolina Avenue SE., could pos-

sibly be in the path of the bulldozers. Just 4 years ago this last September, I completed restoration of my house from an older building, the back of which is an old historic farmhouse of more than 125 years, and which was in a semislum condition, to a two-unit dwelling. It is intended for an income, and, in the foreseeable future, a retirement property.

I am delighted to be living in a very pleasant "walking community," participating in community activities which are integrated, cosmopolitan, and in an area which has truly a neighborly quality. All of this I am most reluctant to give up, especially since I cannot feel that the further taking of this block could be in the best interests of any group of people.

The plan for an expansion of the new Hine Junior High School is, I feel, quite unrealistic, too expensive to be at all feasible in any normal estimation of values, unacceptable to the community and the leading, old-fashioned, dues-paying civic organizations in it, as well as being in opposition to the recommendations of the National Capital Planning Commission over the last 3 to 5 years.

I have just been able to obtain a working copy—copy of which is appended—of the Robinson special report, given on channel 4 at 7 p.m., August 8, 1966, on the comparative costs of the proposed enlarged Hine Junior High School and of the cost of the Rabaut Junior High School. The expanded Hine School, if it were approved, would cost over twice that of the Rabaut Junior High School, and it would be over capacity again before the addition could be authorized and built.

The case against expanding Hine can be considered to fall generally into three areas, any one of which would be sufficient. These are: First, the situation which finds all junior high schools in the area immediately west of Anacostia in corners of the district they are meant to serve; second, the fact that more junior high school capacity is needed in the area than even the contemplated addition would provide; and third the assurance given to homeowners and businessmen that there would be no further expansion. On this last point may I say only that I continued with the remodeling of my house on the basis of these assurances.

AREA SERVED

First. Hine Junior High School serves an area extending to the District of Columbia General Hospital, and lies between Pennsylvania and Independence Avenues, and bound on the west by Sixth Street SE. Yet Hine is at Seventh Street and Pennsylvania Avenue SE. This means it does not serve students who live two blocks away on the north, west, or south. It serves only the students within a block in these directions and those living due east and southeast of the building—the area also of the expanding elementary school enrollment. This peripheral location is not unique since Randall Junior High School in the Southeast, Eliot in the Northeast, and all the other abutting junior highs are in a similar location in their districts.

This ridiculous situation can be alleviated with another junior high school near the recent eastern boundaries of the Hine and Randall districts. This has been the recommendation of the NCPC for the past several years. The Commission has also recommended against

the expansion of both Hine and Randall, which another junior high school would make unnecessary.

Second. There is need for more junior high school capacity in the general area. Eliot and Stuart to the north have had recent additions and are already overcrowded. Projections of school enrollment have consistently been exceeded by reality, as shown by the fact that there are now 400 more junior high school students in area 5 than anticipated 3 years ago.

ELEMENTARY SCHOOL EXPANSIONS

Currently in progress or requested in this budget are expansions for several of our area 5 elementary schools—Amidon, Brent, Watkins, Payne. Using last October's official enrollment figures, and the 3 to 1 ratio of elementary to junior high school students, the graduates of our 8 elementary schools, before any expansion, will provide 1,888 students for the Hine Junior High School. That number would fill the current new Hine—900 plus—and another junior high school of the same, or preferably larger, size.

Hine now has a capacity of around 900 plus, slightly under the capacity of the "horrible Hine" building it replaced. Dr. Carl Hansen, in the model school budget for the Pucinski task force, bases his ideal school system on junior high schools of 1,000 students.

Appended also to this testimony is a copy of my letter of March 15, 1966, to Superintendent Carl Hensen. In it I expressed again my concern—which Paul Beatley and I had expressed to him in an informal interview on April 12, 1965—for the way the expansion of the Hine Junior High School was being used as a political football with racial overtones. This has not been done, to the best of my knowledge, by the "hard core" of we people who have chosen to live and work in this area.

May I close my testimony with a plea for a community center-junior high school building to be built as immediately as possible in the area south and east of the present 900–1,000-pupil Hine Junior High School. The current budget item of $1,436,000—of which $1,350,000 is for a nonbuilding site and $86,400 for plans and specifications, and with the understanding that this does not give any idea of the cost of the contemplated new building on land now available—is quite unrealistic.

(The letter and report follow:)

WASHINGTON, D.C., *March 15, 1966.*

SUPT. CARL F. HANSEN,
Franklin Administration Building,
Washington, D.C.

DEAR SUPERINTENDENT HANSEN: As I need not tell you, during the four-plus years I have lived in my house on Capitol Hill. I have been almost excessively active in civic activities, all keyed to making for a better community and city in the promotion mostly of educational and library causes. (Tomorrow, for instance, I will be taking a couple hours of leave to attend an organizational meeting at Grant School for school library activities of National Library Week, April 17–21.) By dissociating myself from a group which I found to be doing otherwise, I have been working on a completely integrated, inter-racial basis. My home has been a place where very diverse groups have felt comfortable and able to meet and work together.

Since the time when our community was so badly torn apart in the "loaded" meeting of the Capitol Hill Community Council during discussions on the further expansion of the Hine Jr. H.S. (which Paul Beatley and I discussed with you on April 12, 1965), there has been a continuing pressure to discredit the voice of the Council and of the Capitol Hill Restoration Society (over 800 *bona fide* dues-

paying members), or anyone speaking against further expansion of the School. As Paul and I said to you last year, the efforts of this faction continue to be lead by a rather small group, mostly youngish and radical Democrats, who are making the taking of Square 900 a political football and promoting it as a racial issue. Although my views are known I have spoken out very little in public (since my house is in the area under discussion, it might cause my statements to be misconstrued as a purely personal response), I have been variously harassed. Most annoying are the anonymous telephone calls addressing me as a "G__ D___ Segregationist Bitch." (My Irish ancestry would probably say that at least they had my sex right!)

As I said to Granville Woodson, after your meeting with community organizations last Fall when he told me I was promoting *de facto* segregation, the term as he was using it hardly applied in an area of the city where the 90% city-wide average of Negro students rises in many instances to nearly 100% (using the November 1965 figures, for Hine this would be 96%.) (Yes, I know the D.C. Schools are legally integrated.) This figure will obviously rise still higher with with an expansion of pupils if they are to be brought in from further south and east—where it has been repeatedly recommended that a new junior high school should be located. But short of drastic re-districting of schools—which certainly needs serious consideration—and a big campaign to get white children back into the school, there will be little if any change in the enrollment percentage at Hine with its current student population. As I reminded Mr. Woodson that same evening, the responsibility of the Board of Education is to *all* students. For white students of this area, whose parents have limited financial resources, this is currently a very serious problem.

Last Saturday, on the mistaken understanding that the decision was one already taken by the full Board of Education, I gave *The Evening Star* a statement that I did not wish my house at 715 N. Carolina Avenue, S.E. to be "saved" by the exemption of a token strip of land along the north side of Square 900. Richard West who lives at 707 N. Carolina Avenue, S.E. made a similar statement which was not published; he knows of and approves of this statement being relayed to you. Such a further mutilation of the block would leave most of the basic problems unsolved and, in addition, leave us in an extremely precarious position. Our stand that we wish no further expansion of the Hine Junior High School is still unchanged.

I cannot help but believe that building a new junior high school for 800 students to replace one with an average enrollment of around 950 and with a plan to expand—meantime assuring the citizens of the area (letter of John Koontz, re conversation with Bernard Newburg, of about a year ago) that you did not plan to do so—is hardly an act of good faith.

I sincerely hope that this whole question can be settled sensibly and that we can be left at peace to pick up the pieces which still remain of what was a good, and workably integrated, community which has worked closely and pleasantly with your School officials.

Very sincerely yours,

WAVE ELAINE CULVER.

[TV program on Channel 4, 7 p.m., Aug. 8, 1966]

ROBINSON SPECIAL REPORT

The District's Board of Education today approved an operating budget of one hundred and sixteen million dollars for fiscal 1968 . . . few district citizens would deny the need for that amount of money being spent on the city's troubled school system. . . . However, citizens, commissioners and congress may be expected to have reservations about how the record amount is to be spent. . . . .

A good example of what makes for a less than receptive congress can be found in the 1967 budget request. That amount includes a request in the case of two new junior high schools, built for about the same cost with almost fifty percent difference in capacity. . . .

We'll have a report after this word from Gulf. . . .

After a long hard fight on Capitol Hill the new Hine Junior High School was finally built and occupied the first of the year. . . . The four story structure was erected between 7th and 8th Streets on Pennsylvania Avenue, Southeast at a cost of 2.4 million dollars. It was built to accommodate 819 children. How-

ever, the enrollment of the old Hine School was slightly under 1,000 when school administrators were drawing up plans for the new facility. . . . Assistant Superintendent John Koontz in charge of junior and senior high schools commented "We knew it would be over capacity before we built it". . . . This week Washington school administrators will inspect another school slated for occupancy in September. . . . Louis Rabaut Junior High was constructed at North Dakota and Kansas Avenues at a cost of 2.6 million dollars . . . about a quarter of a million dollars less than the Hine structure. . . . However Rabaut will be able to accommodate almost 15 hundred students and School officials expect an enrollment this fall of about 12 hundred. Where Hine was built over capacity, Rabaut was planned under capacity. . . .

Administrators add however that they planned an expansion when they built Hine. Included in the 67 budget request now before Congress, is a million and a half outlay for the acquisition of land for the expansion. The cost to the taxpayers . . . one point five million dollars. . . . The planned expansion would bring Hine up to a capacity of 15 hundred student spaces . . . the present capacity of the Rabaut school. With no consideration for construction and equipment costs of the proposed expansion . . . the Hines facility would then come to almost 4 million dollars. . . . Superintendent Koontz described the proposed expansion as awfully expensive. . . . Assistant Supertintendent Granville Woodson who is in charge of construction was not available for comment. . . . Conservative estimates indicate that the proposed expansion would bring the total cost of the Hine School to over 5 million dollars or twice the cost of the Rabaut School. . . . The citizen controversy centers around the proposed expansion. . . . The cost of the present Hine school building was increased because certain extras were built in to accommodate expansion. Several leaders in the community, however, say they were promised there would be no expansion when the school was being constructed. . . . One resident checked with Kuntz before building a sixty thousand dollar home. . . . Koontz told him there was no need to be concerned about expansion. . . . Today Koontz replied, "I was misinformed."

Before the school administration provides the district with a miniature Rayburn building, citizens have a perfect right to ask why one new school structure should cost twice as much as another with the same capacity—all to the tune of two and a half million dollars.

ASSURANCES TO HOMEOWNERS AND BUSINESSMEN

Senator BARTLETT. Miss Culver, you mentioned assurances given to homeowners and businessmen. Who gave those assurances and when?

Miss CULVER. Mr. Beatley was president of the Capitol Hill Community Council when this came up, and the assurances were given to him and to other people in the area. I was not active then. He can tell you more than I.

Senator BARTLETT. I was wondering whether those assurances were in writing. Do you know?

Miss CULVER. One of the assurances is. Mr. Newburg, who is here, has a letter from Mr. Koontz. There is some more in here which would be pertinent to that.

Mr. BEATLEY. If I may speak, as the person referred to, those assurances were made to me by Mr. Woodson, the assistant superintendent of school buildings; but, unfortunately, I do not have them in writing. However, they were confirmed in writing by Mr. Kuntz to Mr. Newburg.

Senator BARTLETT. Thank you very much.

STATEMENT OF NORMAN E. HOLLY, PRESIDENT OF THE MOUNT PLEASANT NEIGHBORS ASSOCIATION

Schools in the Mount Pleasant Area

Senator Bartlett. Now, before you commence your testimony, Mr. Holly, will Mr. Crosby come forward? All right, Mr. Holly.

Mr. Holly. Senator Bartlett, I am Norman Holly, chief economist for a congressional subcommittee. I speak as president of the Mount Pleasant Neighbors Association of Washington. Mount Pleasant, incidentally, is contiguous to the Northwest, to Bishop Reed's Adams-Morgan area.

You have heard that the young men of Washington show the Nation's highest rejection rate on the Armed Forces qualification test. No doubt you are also familiar with the study, to be published through the U.S. Office of Education this month, which states that this test measures the results of training rather than ability or intelligence, and which indicates an inverse correlation between test failure rates and indexes of educational spending and educational quality.

The hard fact is that current levels of expenditure for education in the Nation's Capital are inadequate to prepare our children for employment and for other roles of responsibility in today's society. I should like to describe the deleterious effect of such paucity on one Washington community that is struggling against terrible odds to better itself.

In many ways, Mount Pleasant is an unusual and exciting community. Once an upper-class retreat, it is now a lively and friendly neighborhood of young families whose incomes range the spectrum from laborer to professional. Over half of our families are Negro. We also have some 8,000 Spanish-speaking residents, and sizable numbers of Czechs, Indians, and Pakistanis, orientals, Africans, and Middle-Easterners. With an additional overlay of embassy personnel, ours is truly a cosmopolitan community. One hears it in the variety of language along the street, and sees it in the native dress, and even in the local neighborhood house, where signs on the restrooms are in English, Spanish, and Urdu.

Increasingly, in the past several months, Mount Pleasant has enjoyed a gradual influx of young—largely white—professional families. They have been attracted by the opportunity to purchase good homes at moderate prices. They have come in full awareness of the racial and national mix; indeed, most of them come because of this opportunity to give their families the benefits of truly integrated and harmonious living.

Shortage of Teachers, Supplies, and Equipment

Our school should reflect the heterogenous character of our community. But it does not. The very institution that should be the center of community interchange—the neighborhood school—is instead a monochromatic cloister. Technically, it is within the definition, of a segregated school. It has a good principal and a well-kept physical plant. But it is bursting at the seams, short of qualified teachers, short of supplies and equipment, short of special programs for underachievers, and deficient in the enrichments that create quality in our children.

During the 6 months prior to January, our school enrollment was 30 percent over capacity. In the corresponding period of this year, it is more than 36 percent over capacity. In cold figures, we are trying to accommodate 1,064 students in a building designed to hold no more than 780. We have an overall student-to-teacher ratio of nearly 35 to 1—40 percent over the Board of Education's stated objective. We have two junior primary classes, totaling 60 children, packed into one room. There are 110 children in the auditorium, in three classes separated only by portable chalkboards. And we know these problems are growing worse, because each year brings an additional class at each grade level.

We need special teachers. Many students have serious reading problems. Last year, one child referred by her teacher waited 9 months to be tested, and then was refused admittance to reading clinic because she was "only 2 years behind" in reading achievement. Her father, a former city corporation counsel, has since removed the family to California.

In the meantime, a reading specialist has been reassigned to classroom teaching, due to the fact that vacancies are budgeted 7 months too late to get the teachers we need. This year, we again lost an outstanding former student-teacher—who expressed a strong desire to come to our school—to a Maryland suburb, because the school budget was still in committee when school opened. My son's school, in a contiguous district, lost one-third of its faculty this year because of school problems. One of the involved classes had been disrupted the entire year by seven retarded children who could not be transferred to special facilities because they too were overcrowded.

We are also short of the factors needed to maintain academic quality. Art, music, literature, and sometimes science, are novelties that many students experience only once every 4 to 6 weeks. The latest pride of our school is a library of 1,500 used books to serve the school's 1,064 children. This is one-seventh the minimum number necessary to meet the American Library Association's criteria for circulating library.

Key to Stability

The key to stability in a young, vital cosmopolitan community like ours is the neighborhood school. But the neglect our school has suffered at the hands of Congress, and the District Commissioners, is forcing many homeowners in our community to give up and join the exodus; and it is keeping out many enthusiastic and creative families who would otherwise prefer to live in Mount Pleasant.

If an additional school were being planned for our area now, it would be ready in 1971 or 1972. By then, it would be immediately filled to capacity, and another would soon be required. But, in fact, no such plan is even underway; and there is no hope in the budget before you that such plans will materialize soon. The message of the budget you are now considering, gentlemen, is that our parents must be prepared, as far into the future as they can see, for overcrowding without relief; increasingly inadequate preparation for their children; increased neglect of problem children; and, as a result, further neighborhood deterioration. The message is that, sooner or later, they too must choose between giving up their neighbors and joining the exodus, or depriving their children's development. With a few more budgets

like the one before you, our developing and happily integrated neighborhood stands an excellent chance of reverting to another dingy ghetto, characterized by absentee landlords and transient welfare cases.

Honorable members of this committee, how do your consciences speak to you?

Senator BARTLETT. Mr. Holly, with what committee are you associated?

Mr. HOLLY. It is the Special Subcommittee on Health, Education, and Welfare Investigation of the House Interstate and Foreign Commerce Committee.

Senator BARTLETT. Thank you very much.

Miss Grift will follow Mr. Crosby, if she will come forward.

STATEMENT OF DAVID P. CROSBY, GRAND MASTER OF PRINCE HALL GRAND MASONIC LODGE, F. & A.M., READ FOR MR. CROSBY BY ROY A. CARTER

SCHOOLS

Senator BARTLETT. I guess Mr. Carter is going to read Mr. Crosby's statement, so if you will come forward.

Mr. CARTER. I am sorry to substitute for Mr. Crosby. Mr. Crosby is detained on a commission deciding what air conditioning they will use over there next season.

Senator BARTLETT. That is a fair excuse.

Mr. CARTER. All right, sir. So, when I quote him, forgive me.

Mr. Chairman and members of the committee: Thank you for your patience and consideration of the citizens' desire to be heard on the schools in the District and their mounting cost to the taxpayer.

I am David P. Crosby, Grand Master of Prince Hall Masons in the District of Columbia. Prince Hall Masons in this city easily total over 30,000 family members drawn from all walks of life and all parts of the city; and sir, we view with alarm the continued spiraling cost of living within the District. Real estate taxes have risen steadily the last few years, and now one sees that the President has just signed a bill that gives an across-the-board rise in tax cost to citizens in the District. If the present trend continues, costs in the District will become so great as to be self-annihilating to the masses of District residents. This ever increasing tax burden and resulting failure to educate their children has become so great that there are no rewards in the self-inflating provisions for so-called expansions for neither parent nor child; rather the entire process has reached the law of diminishing returns which threatens economic ruin to stable, honest, law-abiding families of average means, which will virtually force Prince Hall Masons into nonexistence.

Sir, I would like to address my remarks to those issues which affect Prince Hall Masons so adversely:

1. Ever increasing per capita cost and diminishing returns.
2. Spiraling assessment on helpless taxpayers.
3. Low numbers and achievement of graduates and their failure on the job market.
4. School costs in terms of frills, fads, innovations, experimentation, compensatory services, et cetera.
5. Plans for upping per capita expenditure to 1100 dollars per child operating budget a quarter billion to support the Ungraded School and Team Teaching.

With our schools in their present plight, when one speaks of quality education in the District it seems to equate itself with more and more money. Surely District school children are not so different from children in other cities of comparable size as to necessitate the highest per capita operating outlay in the nation. One needs only to consider the facts that brought us here to these hearings to know the answer. We were spending $459 per pupil in 1962, then it

rose to $704 in 1965. The number of children who dropped out before graduation also increased. The number of youthful offenders also increased. The number of graduates who went on to higher education decreased. The number of graduates gainfully employed also decreased. Our present $100.7 million school budget is staggering. Surely included in this budget must be enough funds to educate even dumb animals.

It is time we stopped and asked if all these funds representing 25.9 percent of the city budget are reaping proportionate return in educational achievement. Are they necessary? Who are really the benefactors of this capital outlay—surely not the children in the schools. Is it the vested interest, private individuals who fund most of the known 112 non-teaching projects in our schools.

Can we as residents of this city and across the nation, can we afford another decade of experimentation and innovations on our innocent children which turn them into confused and frustrated inmates who have to be educated in the Lorton Reformatory while the prohibitive tax burden drives the parents to a place in the ever-lengthening welfare lines. The already discredited system of the past decade proved that test and more test is not the answer. Ungraded Schools and Team Teaching are but organizational methods which promise no reforms in poor and deficient curriculum and non-productive classroom instructions. Can the working class parents continue to survive under increasing taxation to keep commercial test factories in operation as we continue to purchase more and more of their damaging wares for children who have not been taught.

Not only did published reports in this weekend's papers reveal that the literacy rate in the Nation's Capital is the lowest in the nation, but it seems that our schools have become an international disgrace. Recently a resident returned from a vacation visit to Toronto where an International Conference of Educators had recently ended at the University of Toronto, was chagrined to overhear that the plight of District schools is the subject of international discussion. Sir, I would say that this is hardly grounds for uping our per capita pupil outlay to $1100. Maybe, if we cut out expenditure of funds for test, testers, clerical and storage services for tests, counselors who placate angry parents and misguide pupils into frustrated incompetence and loss of personal self pride, perhaps we could either reduce this astronomical school budget or at least get us quality education for the children who for so long have been denied a meaningful education in this competitive society.

If we plan to, and put into the classrooms enough competent, qualified teachers who are told to produce or get out of the system, there would be no need for such high cost budget items as reading diagnosticians, reading clinicians, remedial reading specialists, Bundy type programs, counselors to rehabilitate dropouts, child parent orientation clinics to name but a few of the questionable services. Then there are the hordes of aids of varied sorts, social workers, pupils service teams, psychologists—where will it all end; are we doomed to be carted off to some reservation for low-income families because we have been economically depleted by exorbitant taxation?

Mr. Byrd, we are convinced that the Administration has diagnosed the trouble incorrectly in the first place and then prescribed the wrong medicine with the new more coslty than the old. Children, black and white, rich and poor, have missed out on a sound education because of faulty methods and impractical emphasis.

They are maintaining that the trouble is due to the cultural deprivation of Negroes who need to be sitting beside rich white children in order to be taught. Thus, they have come up with a plan that has destroyed even our last vestage of education—the Amidon School—and replaced it with a so-called plan of integration and "balancing." Getting away with this, they substituted a bizarre reorganization of classes to meet our demands for quality education. Having erased from our minds the achievements of the Amidon School with emphasis on traditional instruction, throughout the city there is quietly being introduced the Ungraded School, Team Teaching and some accompanying 112 innovations and experimentations for support. Sir, we ask only that you take a closer look at budget appropriations for our schools and earmark all restored funds for school buildings, teachers and textbooks, or taxation to support the frills and fads will economically annihilate Prince Hall Masons and drive us out of the city and place our children on welfare.

Thank you, sir.

STATEMENT OF MISS ELIZABETH D. GRIFFITH, EXECUTIVE SECRETARY, DISTRICT OF COLUMBIA EDUCATION ASSOCIATION

SUPPORT OF THE 1967 SCHOOL BUDGET

Senator BARTLETT. Miss Griffith is the next witness and will be followed by Mrs. Robinson. Mrs. Robinson will come forward.

Miss GRIFFITH. Senator Bartlett, I am Elizabeth Griffith, an executive secretary of the District of Columbia Education Association. I wish to submit for the record the testimony from our association and point out to you at this time just certain parts of the testimony.

We are strongly in support of the 1967 school budget as requested by the school administration and the Board of Education. It concerns us deeply that only 64.3 percent of the amounts requested for operating budgets and only 52.3 percent of the amounts requested for capital outlay budgets by the Board of Education has been approved by Congress on an average for the fiscal years 1961–65. Significant gains in school financing were made when the 1966 school budget was approved last year and even more significant gains need to be made this year if the District of Columbia public schools are to establish a foundation of excellence.

We do need these good facilities for our children. We have now 147,000——

Senator BARTLETT. May I interrupt you off the record?

Miss GRIFFITH. Surely.

(Discussion off the record.)

Senator BARTLETT. You may continue.

Miss GRIFFITH. We want very much to have restored to the budget, referring now to page 2, we urge the Senate add at least 430 of the deleted positions and the sum of $1,838,564 to the House approved 331 new positions and $4,738,542 that have already been provided. This would bring the school's personnel figures to the amount which could be used most advantageously by pupils.

I am sure you heard one of our pupils speak for himself and for his school body, and I think this is an example of some of the very fine people that we are bringing up in our school system.

Referring again to page 3, we do feel that this budget of 1967 should provide enough funds for the raising of the professional school personnel salaries to a favorable competitive position with the surrounding area, and with the comparable positions in the Federal Government, a near competitor.

In summary, the 1967 school budget must provide enough money to eliminate substandard classrooms, to modernize outdated schools and replace those beyond redemption, the building of classrooms to keep pace with the increasing enrollments.

Provide maintenance and a repair fund so that the 120 school buildings which are over 30 years old may be adequately repaired and painted at least within a 5- or 6-year cycle. Funds for repair and replacement of playground equipment should be included in the 1967 budget.

Provide adequate staffing of our schools, libraries and special classes for the disturbed and maladjusted.

It should provide for the employment of teachers aids and clerks for teachers.

Provide salary increases for the staff, for the professional staff and to attract and maintain the highly qualified teachers.

Provide additional personnel for the centralization and effective operation of personnel services of the school system.

The association is using the regular democratic channels open to every citizen in our great Nation to bring to the attention of the Congress the needs of our schools and its children. We believe that these democratic channels are the best means to use in getting desired results to the representatives in Congress who are responsible for the welfare of the schools in the Nation's Capital. We therefore strongly voice our concerns and our needs and we respectfully await your favorable response to these requests.

Thank you very much for giving us your attention.

(The prepared statement of Miss Griffith follows:)

The District of Columbia Education Association strongly supports the 1967 school budget requests as presented by the school administration and the Board of Education. We sincerely hope that the full budget may be funded for the public schools in the nation's capital. Our public schools should be a model for educational excellence.

It concerns us deeply that only 64.3% of the amounts requested for Operating Budgets and only 52.3% of the amounts requested for Capital Outlay Budgets by the Board of Education has been approved by Congress on an average for the fiscal years 1961–65. Significant gains in school financing were made when the 1966 school budget was approved last year and even more significant financial gains need to be made this year, if the D. C. Public Schools are to establish a foundation of excellence.

Good facilities, a reputation for excellence, and a high salary schedule attract a competent teaching staff and we must do all we can to achieve these standards which attract and hold the best educators for the 147,446 children in the D. C. Public Schools. Enrollments for the past ten year period show an average increase of 4,000 pupils per year. At the present time, substandard classrooms are in use and over-crowding conditions exist. Multipurpose rooms, school auditoriums, teachers rooms, and even small rooms designed for office space house classrooms. All children should have the benefit of a good school environment.

The Board of Education originally requested a capital outlay budget of $53,146,700. This amount was reduced to $32,934,800 when it was submitted to Congress after review by the Commissioners. The House of Representatives allowed $24,614,700.

The many obsolete school buildings should be replaced and adequate space provided for new students who enroll annually. Thirty-two school buildings were built prior to 1900 and range in age from 65 to 96 years. Sixty schools (31% of the buildings used for classrooms) are 50 years old or older.

An authority for a loan for school construction based on at least 5% of the assessed value of school property might be one of the sources to be considered in raising funds to meet school construction needs now.

The appearance of the existing schools is directly related to the maintenance and repair funds granted in the school budget by the Congress. The President's budget for fiscal year 1967 carries an increase of $762,500. While this amount will not achieve a five-year cycle in the repairs and painting of school buildings, it will be marked improvement. In fact, the association urges that the full amount requested by the Board of Education for the proper maintenance of our schools be granted.

In the past five year period, funds for the improvement to school grounds have been denied for three of these years. Repairs to playground equipment which involved the safety of children have had to wait. We urge that funds be granted to keep school playground equipment in good condition, to replace broken

equipment, and to provide for the lighting of school playgrounds in certain critical areas of the city.

It should be pointed out that the school's share in the D.C. budget has been 23.5%. Baltimore, Maryland, allots 31.5% of its city budget to its schools. Buffalo, New York, contributes 41.5% of its budget to schools. These city school systems are a part of city governments.

The District of Columbia Public Schools should have an adequate professional staff to meet the needs of children. At present, there are 54 staff members per one thousand pupils. There should be between 65 and 70 professional staff members per one thousand pupils. Our association was gratified to see that the fiscal year 1967 budget included provisions for elementary school librarians, a number of special teachers for elementary schools to provide more individualized instruction, and for the addition of four pupil personnel services teams to provide increased psychological services for pupils on all school levels. We urge that the Senate add at least 430 deleted positions and $1,838,564 to the 331 new positions and $4,738,542 provided by the House of Representatives.

The impacted aid funds and the additional funds under the Elementary and Secondary Education Act of 1965 have made it possible for schools in impoverished areas of our city to receive additional school personnel, including more teachers, teachers' aides and clerks, and to receive more adequate educational equipment.

The advantages gained for schools in these disadvantaged areas should be made available now to our other schools if equal educational opportunities are to be offered to all students.

A study made by Miss Helen E. Samuel, Legislative Consultant for the District of Columbia Education Association, immediately following the passage of the Elementary and Secondary Education Act of 1965, showed that D.C. teachers felt that they could do a much better job for children:

1. if they had smaller classes with more up-to-date textbooks, periodicals and other supplementary materials;
2. if all of the maladjusted and emotionally disturbed children were removed from regular classes and placed in special classes;
3. if all children had the benefit of a good school environment with none being placed in substandard classrooms;
4. if there were more remedial classes in reading and mathematics;
5. if they could have the benefit of more psychological and psychiatric services and more home visitors to work with potential dropouts and other children with problems.

The 1967 school budget should include adequate funds for a raise which will place professional school personnel positions in a favorable competitive position with the surrounding area and with comparable positions in the Federal Government, a near competitor.

In summary, the 1967 budget must:

1. Provide enough money to eliminate substandard classrooms, to modernize out-dated schools and replace those beyond redemption, and to build enough classrooms to keep pace with increased enrollments.
2. Provide maintenance and repair funds so that the 120 school buildings which are over 30 years old may be adequately repaired and painted at least within a five to six year cycle. Funds for the repair and replacement of playground equipment should be included in the 1967 budget.
3. Provide adequate staffing of our schools, libraries, and special classes for the disturbed and maladjusted.
4. Provide for the employment of teacher aides and clerks for teachers.
5. Provide salary increases for the professional staff which will attract and maintain highly qualified teachers.
6. Provide additional personnel for the centralization and efficient operation of the personnel services of the school system.

The association is using the regular democratic channels open to every citizen in our great nation to bring to the attention of the Congress the needs of our schools and its children. We believe that these democratic channels are the best means to use in getting desired action from the representatives in Congress who are responsible for the welfare of the schools in the Nation's capital. We, therefore, strongly voice our concerns and our needs. We respectfully await your favorable response to these requests.

Senator BARTLETT. Thank you very much.

Miss GRIFFITH. I have some pictures here that you might want to look at at your leisure.

Senator BARTLETT. I will be glad to do that.

Mrs. Robinson will be the next witness. She will be followed by Mr. Healy who should come forward.

All right. I am reminded that Mrs. Robinson is the last witness to appear on the schools. Before we move on to parks and recreation, concerning which Mr. Healy will be the first witness, have we overlooked anyone who desires to testify concerning schools?

(No response.)

Senator BARTLETT. Apparently not.

STATEMENT OF MRS. FLORENCE A. ROBINSON, CHAIRMAN, RECREATION, DISTRICT OF COLUMBIA CONGRESS OF PTA'S, RECREATION IN SCHOOLS

RECREATION IN SCHOOLS

Senator BARTLETT. Mrs. Robinson?

Mrs. ROBINSON. Thank you.

Ladies and gentlemen, it is the belief of this organization that many of the worst ills that plague the District of Columbia can be traced to the lack of recreational resources causing a vicious circle in an unfortunate chain of circumstances.

To break and/or prevent this vicious circle, we urge full appropriations of funds necessary:

First. To extend and increase the number of existing preschools under the Recreation Department until such time when preschool training is made a part of the public school curriculum, so as to give every child an equal opportunity to obtain the maximum benefits from our many outstanding educational programs.

Second. Funds for more community facilities with trained supervisory personnel so our children and youth expend their energies on healthy recreational activities regardless of their economical status. We need funds for community:

(*a*) indoor roller skating rinks;

(*b*) swimming pools for swimming in summer and indoor ice skating in winter;

(*c*) safe areas for bicycle riding and racing;

(*d*) centers of the performing arts featuring band, orchestras, drama, et cetera, in different parts of the city;

(*e*) likewise, "tinker shops" where boys can work on "stripped" cars, allowing those without cars, or mechanical training, the opportunity to pursue the hobby so many boys love—working on their own cars—and at the same time gaining useful knowledge in assembling and maintenance techniques that could even result in safer drivers.

Third. Funds for more roving leaders to expand existing program.

Leaders to bring the Recreation Department's physical fitness program into the schools to supplement or extend existing school programs where there is no fulltime physical educational instruction, or the school lacks equipment.

Fourth. Funds to secure optimum use of school buildings, playgrounds and facilities in out-of-school hours and vacation periods—for indoor and outdoor—educational and recreational activities with paid supervisory personnel to be responsible for children and property.

(*a*) More custodians so school buildings may remain open longer for community activities, and may I add this personally and from talking with many others, this is a very important item until such time as there is enough community centers in different parts of the city. A school is the only place available where people can hold a large gathering. We can get volunteers to offer their service for maybe the arts or such things as that, but we cannot expect these people to give their time, plus money to afford a custodian or rent a place, to also keep the youth and the children off the street.

(*b*) Install outdoor floodlights for early evening activities.

(*c*) Drinking fountains (water) for such times when buildings are closed.

Fifth. Funds for youth center of the performing arts in a centrally located area on Capitol Hill to include facilities for rehearsal and performance of:

(*a*) the Children's Theater;

(*b*) the District of Columbia Youth Symphony Orchestra;

(*c*) a District of Columbia dance group;

(*d*) other musical and performing organizations.

There is a desperate need for these long-overdue facilities. We urge you to please act now.

Thank you.

Senator BARTLETT. The committee thanks you, Mrs. Robinson.

PARKS AND RECREATION

STATEMENT OF JOHN HEALY, CHEVY CHASE COMMUNITY COUNCIL

PLANNING FUNDS FOR CHEVY CHASE COMMUNITY CENTER

Senator BARTLETT. Following Mr. Healy will be Mrs. Cogen. That is No. 44 on the witness list—44 is not here—45, Mr. Monroe, is next. He is not here—46 is Mrs. Wright. Mrs. Wright is likewise absent—47, Mr. McIntosh. All right, will you come forward, and if you will now proceed, Mr. Healy.

Mr. HEALY. Thank you, Mr. Chairman. May I thank the committee for giving us the opportunity to present our endorsement for planning funds in the amount of $64,000 for the Chevy Chase Community Center as proposed by the District of Columbia Recreation Department in the 1967 budget. The Appropriations Committee of the House of Representatives has already approved these funds for the 1967 budget.

Our council represents 42 neighborhood, church, school, and service clubs in the Northwest area of the city.

Rather than take the committee's time with a repetition of our testimony on the 1966 budget—in which we gave a detailed study of the history of the center, the area served, the hours in use, the diversity of activity, and the poor condition of our overcrowded, antiquated building—we should like to mention developments since that date.

(1) A recent study by the Recreation Department entitled "Analysis of Neighborhood Services and Facilities Development" for the period 1957–66. This study shows without question that the Northwest area of which the center is a part has received the least amount of money for capital improvements of any section of the city during the last 10 years.

Table II shows that $314,326 out of a total of $7,334,214, or less than 3 percent, was spent in the Northwest area.

Table VI shows that for the years 1965–67, there was an estimated increase in operating costs of less than 3 percent—2.8 percent to be exact—while the rest of the city ranges from 25.4-percent- to 54.9-percent increase in costs of operation.

We cite these figures merely to show that due to the wonderful cooperation of parents, we ask only for what we need and then try to take care of it.

Time and again the citizens of the area have given generously of time and money that our community center may have facilities, equipment, and furniture not available through the normal budget of the Recreation Department. Only last April 10, 1065, more than 100 neighbors aged 5 to 65 painted the entire building in 1 day. Paint was supplied by the Recreation Department; other supplies and manpower by the community. Continually the Recreation Department is assisted in its efforts to diversify activities by the willingness of the parents to pay a small fee for a large variety of programs. Repairs have been made to the 2-foot hole in the side of the building since our testimony last year. As foreseen by maintenance people, the whole two-story-high by 40-foot stucco wall fell down when repairs were attempted. It is now repaired with insulated board, held in place by 2 x 1 lathing from ground to roof and an extra heavy coat of paint, surely temporary at best.

Construction of Branch Library

Construction has now begun on the Chevy Chase Branch Library authorized in the 1966 budget. Heavy steel I-beams and tons of cement are being placed in front of and under our old building to keep it from falling down. Our outdoor facilities have been temporarily curtailed with a consequent heavier burden being placed on the indoor areas. A crack in the foundations, resulting from the construction so close to the old building, caused a temporary condemnation of two of the only six rooms in use. For a while, it looked as if the old center was finished. A further patch-up job is keeping it open, but who knows for how long?

Since last year many of the newspaper, radio, and television people as well as private citizens—have visited our building, reviewed our programs, and heartily endorsed our plea.

We have included in the testimony, Senator, excerpts from the Washington Daily News, the Washington Post, and the Uptown Citizen.

Washington Daily News on March 31, 1966, in an editorial stated:

> Probably no project, no fulfilled dream anywhere, at any time, has been more of a community-sponsored, citizen participation enterprise than has the Chevy Chase Community Center. It is the pride and salvation, as far as recreation is concerned, of Chevy Chase. . . .

The Evening Star on March 13, 1966, in an unsigned article entitled "Chevy Chase Wins Fight for Library at a Price," stated:

> . . . the 65-year-old community building . . . serving over 500 persons a day seven days a week may have to be abandoned. . . . A vigorous citizen campaign led to use of the building in 1948 and since then residents have redecorated and improved the building several times at their own expense.

The Washington Post on February 27, 1966, in an article by Paul Richard, staff writer, said:

> . . . The Center . . . operates on a year-round basis and provides the neighborhood with classes in tap dancing, flower arranging and sewing and a raft of similar recreation facilities. The building has been in bad shape for some time, but its problems have suddenly become critical. . . .

The Uptown Citizen on May 20, 1965, in a front-page article featuring community spirit in the Nation's Capital, telling of the Save-the-Center Day, when over 100 local citizens turned out to paint the center completely in 1 day, stated:

> The place, the Chevy Chase Community Building . . . why, the old building she is almost falling down . . . she is in bad shape roof to cellar . . . she stands a symbol of what could be an attractive building and center to house more than a hundred regular and special activities . . . for people from 65 to 5 years of age.

In addition, Mr. Cole, the Superintendent of the District of Columbia Recreation Department, when appearing before this committee last year, declared this center the most used recreation facility in the city of Washington with attendance in excess of 200,000 persons per year.

I have attempted again to ask your special consideration in this budget for planning money for the Chevy Chase Community Center.

(1) We have the most used facility in the city from preschool to senior citizen group as acknowledged by the Recreation Department, newspapers, and the like.

(2) We have strong citizen support, generous in both time and money.

(3) We have reached the period of diminishing returns on our repairs, plus assumption of full operating costs as soon as the library moves. The Department heads, after careful study, deemed it wiser and more economical to build rather than remodel.

(4) We have a new library literally on our doorstep.

(5) We have the statistical figures that show a barely minimum amount has been spent in our area for recreation in the last 10 years.

The question may well be asked, why give Chevy Chase all this at one time?

The answer is simple:

We have waited 40 years for a new library. Chevy Chase is the last branch library to be built in the city. Our community center was invented, urged, aided, and inspired by citizen interest, the first of its kind in the city. Is it too much to ask the Congress to help keep it in working condition?

We add our voices to many others in requesting a favorable reply.

May I thank the committee for its favorable action on our project in the 1966 budget. We hope that if the matter comes to a conference this year, this project will win the full endorsement of the conferees.

Thank you, sir.

Senator BARTLETT. Mr. Healy, speaking only for myself, I should say that with this money you seek having been included in the budget, and having already been approved by the House, you are in a relatively good position.

Mr. HEALY. Thank you very much, sir.

Senator BARTLETT. Only one question.

Mr. HEALY. Yes, sir.

Senator BARTLETT. You said that the building was painted by a hundred neighbors aged 5 to 65.

Mr. HEALY. Yes, sir.

Senator BARTLETT. Do they paint all together or in relays? [Laughter.]

Mr. HEALY. There is enough room for everyone to have their little square patch.

Senator BARTLETT. I see. Thank you.

Mr. HEALY. Thank you very much, Senator.

STATEMENT OF WILLIAM F. McINTOSH, CHAIRMAN, PARKS AND PLAYGROUNDS COMMITTEE, CHEVY CHASE CITIZENS ASSOCIATION

OBJECTIONS FOR A PROPOSED SWIMMING POOL

Senator BARTLETT. Is Mr. Sheil here? Will you come forward then. You may proceed, Mr. McIntosh.

Mr. MCINTOSH. Thank you, sir.

Mr. Chairman and ladies and gentlemen, my name is William F. McIntosh and I reside at 4735 Nebraska Avenue Northwest, with my wife and two children. I am here today representing the Chevy Chase Citizens Association, as chairman of the Parks and Playgrounds Committee. This association is one of the largest in the city, having a membership of over 2,000 paid members. On their behalf, Mr. Chairman, I wish to thank you for this opportunity to appear here today.

Within the past year, the Chevy Chase Citizens Association has on two occasions voted against a public swimming pool which the Recreation Department desires to construct at Fort Reno Park. We do not object to the construction of tennis courts, ball fields, basketball and volley ball courts, or any facility for the benefit of the students of Woodrow Wilson High School or Alice Deal Junior High School, and this area is located between these two schools, which may also be used by all of the children in the surrounding areas during the summer and on weekends.

However, we strongly object to a public swimming pool for the following reasons:

(1) It would undoubtedly be open at night during the summer, and the lights, noise, and crowds it would attract would be objectionable to citizens of the surrounding area.

(2) The traffic it would create would be tremendous, particularly on weekends, adding more congestion to heavily traveled Nebraska, Wisconsin, and Connecticut Avenues.

(3) The site is only 4 minutes from Maryland, and 10 minutes from Virginia by way of Chain Bridge, which might tend to draw even larger crowds to this public facility.

We feel, sir, that funds required for such an expensive project as a swimming pool could be better used in more densely populated areas of the city where more underpriviliged children are concentrated, with no place to play except the streets. I am sure the proponents of this project must be aware of the desperate needs of these children, and I am sure they will also agree that, whereas all of us who live in the Fort Reno area do not belong to country clubs, we can afford to take our children to the beach for a week or so, or send them to camp, or provide some outdoor recreation for them. The underprivileged children of our city to which I refer can afford none of these. Indeed, they cannot even afford the busfare to Fort Reno Park, or any other public facility.

As an alternative, we respectfully suggest that the money for this swimming pool project be allocated to the needs of our public schools, and, Mr. Chairman, I am sure you have heard many fervent pleas here today for the need of our schools and I think the conditions as outlined are warranted in many cases.

We strongly feel that improved education is the only answer to our mounting welfare problems. Better educated and trained children in the future will be able to support themselves and their families, and will be more capable of affording their own recreational facilities and not be dependent on the taxpayer.

COMMUNITY CENTER BUILDING SUPPORT

On another matter, however, our association does urge your continuing firm support for funds to construct the Chevy Chase Community Building at Connecticut Avenue and McKinley Street NW., about which Mr. Healy spoke, and I will say no more about this. It happens to be the meeting place of our association, as well as many other civic associations. It also serves the children in the surrounding area.

So, in summary, we would therefore ask that we save the taxpayers some money by eliminating the swimming pool but give us our community center.

Thank you, sir.

Senator BARTLETT. Funds for the swimming pool are included in the budget.

Mr. MCINTOSH. Yes, sir. I understand it has been approved by the House committee.

Senator BARTLETT. How much?

Mr. MCINTOSH. For the planning money, I believe, it amounts to $41,000. This is just for the planning money now, sir.

Senator BARTLETT. Well, perhaps you could explain to me why it is that the request was ever made when everyone in the area is against it.

Mr. MCINTOSH. Well, sir, this came, I would say, that, speaking for our association, our association voted against it. We have many members in the area. Now there are some people, Mr. Chairman, that are probably in favor of it, and I think you will probably hear from them later.

Senator BARTLETT. Thank you, Mr. McIntosh.

Mr. MCINTOSH. Thank you.

Senator BARTLETT. Mr. Trask will follow Mr. Sheil, if you will come forward, please.

STATEMENT OF THEUS J. SHEIL

Opposition to Construction of Proposed Recreation Center and Swimming Pool

Senator Bartlett. Mr. Sheil?

Mr. Sheil. Senator Bartlett, I reside at 3700 Cumberland Street, NW., and this is right in the approximate vicinity of Fort Reno Park. Although I am an attorney, I appear today as an individual citizen and on behlf of many citizens residing in the area of Fort Reno Park. I have four children ranging from 15 to 3 years of age.

We are opposed to the recereation center and swimming pool proposed for Fort Reno Park, and we ask that this item be stricken from the appropriations available to the District of Columbia Recreation Department.

Last year our neighborhood mobilized quickly in opposition to this project as soon as the residents became aware of it. We appeared before this subcommittee and explaned the reasons for our opposition. As you know, the House bill provided funds for the Fort Reno recreation center and swimming pool which were deleted by the Senate, and that action was sustained in conference. Considering the strong language in the committee's report, it is surprising that this item is once again before the Congress.

We are indigant that the Disthrict of Columbia Recreation Department proposes a recreation center and swimming pool which we, the citizens who live at Fort Reno, do not want.

Fort Reno Park Community

I would like to say a few words about the Fort Reno Community Council which appears to be the principal advocate of this project. We have reason to believe that it is no more than a few people. Our investigation last year indicated that the council had, in a number of instances, represented that it had the support of some civic organization for this project when, in fact, it did not. We have checked with many of the civic organizations listed by the council as supporting the recreation center and swimming pool, and find that lay members of these organizations had never heard of this project. Although they have taken the name of our area, most of them do not live anywhere near Fort Reno Park.

From the little information available to us, it appears that the principal advocates of the Fort Reno recreation center and swimming pool live east of Connecticut Avenue, some distance from Fort Reno. Similarly, other advocates of the project live in Cleveland Park—also a good distance from Fort Reno. It is a paradox that the proponents are acually outside the area which the recreation department says the Fort Reno project is intended to serve.

The neighborhood surrounding Fort Reno Park carries the highest zoning, R–1–B. Indeed, the zoning map shows that even the two public schools and Fort Reno Park itself are within the R–1–B zoning area. It would be unthinkable for a private developer to obtain a zoning variance which would permit a public recreation center and swimming pool in this area, and it would be strange indeed if our city

government were to ignore its own zoning for the purpose of creating a nonconforming public facility in our midst. The District of Columbia Recreation Department itself said in its budget justification last year:

"A recreation center, and particularly a swimming pool, is inclined to be somewhat noisy and to some degree may attract crowds." (Hearings before the Subcommittee of the Committee on Appropriations, U.S. Senate, 89th Cong., 1st sess., on H.R. 6453, at p. 122.)

It is an understatement for me to say that we who live in this area of Washington are very much concerned and are quite apprehensive that the construction and operation of such a project, right in the middle of our community, would jeopardize the residential character of our neighborhood, would be an unwarranted intrusion into a residential area, and would deny to us the right to the peaceful enjoyment of our homes.

The advocates of this project have sought to justify it largely on the basis that it will be utilized by several thousands of people daily. We have no reason to doubt that a recreation center and swimming pool at Fort Reno would produce a tremendous concentration of people, with attendant problems, such as traffic, parking, increased hazards to pedestrians, dirt, and noise. It is exactly for those reasons that we object to this project.

Recreation Facilities are Ample

As we testified last year, there are ample recreational facilities in the Fort Reno Park area, and it is not necessary to take time to enumerate them here. One point should be considered: Within Fort Reno Park is a large and vital reservoir. Prior to World War II tennis courts were maintained for the public within this area. During the war, however, these had to be abandoned since the reservoir could be a prime enemy target. What would become of this expensive facility proposed by the Recreation Department designed to serve 4,000 people a day if this country should ever again become involved in such a national emergency?

It seems incomprehensible that the Congress would devote scarce public funds to the development of a recreation center and swimming pool in our area when other parts of the city of Washington are in such desperate and crying need. We are taxpayers, too, and we believe that our tax money would be more prudently spent on the public schools anywhere in the city, or on recreation facilities or public libraries in the areas most in need of them.

We cannot help but observe that last year the project called for $30,000 in planning money, and this year the figure is $41,000. We do not understand how the estimates for this project can jump 25 percent in 1 year. We must, consequently, question the Recreation Department's estimate last year that the entire project could be completed for $550,000.

At no time has the Recreation Department consulted with the citizens who live near Fort Reno. We do not even know whether the Department contemplates offstreet parking, or whether they contemplate the traffic control devices which would certainly be essential to our safety if this project goes forward.

In summary, Mr. Chairman, we find a situation wherein people from outside of our neighborhood are busily engaged with the District of

Columbia Recreation Department in planning for a recreation center and swimming pool in our area. We who live in the Fort Reno area have not been consulted or advised at any time. We do not seek or want additional recreational facilities at Fort Reno Park and we are overwhelmingly opposed to this project. The money is desperately needed elsewhere in our city. We ask that you strike from the District of Columbia appropriations bill the $41,000 planning money for the recreation center and swimming pool at Fort Reno Park.

Thank you.

Senator BARTLETT. Where would the swimming pool be located?

Mr. SHEIL. About the center of Fort Reno Park, which is bounded by Nebraska Avenue and Chesapeake Street.

Senator BARTLETT. How far would it be from your own residence?

Mr. SHEIL. My house, roughly one city block.

Senator BARTLETT. Thank you.

STATEMENT OF ALFRED S. TRASK, REPRESENTING THE AMERICAN UNIVERSITY PARK CITIZENS ASSOCIATION

OPPOSITION TO THE PROPOSED FORT RENO SWIMMING POOL

Senator BARTLETT. Before you testify, Mr. Trask, I am going to ask Mr. Norwood to come forward.

You may proceed, Mr. Trask.

Mr. TRASK. Mr. Chairman, my name is Alfred S. Trask, and I represent the American University Park Citizens Association. Our association represents the western portion of the area to be served by the Fort Reno Recreation Center from 44th Street west to the District line at Western Avenue and north of Massachusetts Avenue.

We also have some families living on the fringes; that is, the fringe of this area.

Many of our families are nearer Fort Reno than to the Friendship Playground at 44th and Van Ness, and would, therefore, use the proposed playground. Of course, the whole area would be affected by the kind of facilities to be developed. We send 2,000 copies of our newsletter each month regarding matters affecting the citizens and thereby solicit citizens' views.

In the interests of saving time, I shall read only a supplementary statement which was unanimously approved at a regular meeting of our association last night, October 3, and I ask that the main statement be entered for the record.

Senator BARTLETT. This will be done.

Mr. TRASK. Thank you.

The question of swimming facilities in the Fort Reno area can be solved very simply and efficiently by including a swimming pool in the Wilson High fieldhouse for which there is a great need as brought out in the statement of Mr. Jonathan S. England, president of the Woodrow Wilson Home and School Association, and others at the House hearings in April.

In addition to the advantage of year-round use of the pool, particularly to the schools in the area, there is a matter of control. There would be specific periods for specific groups during the day under the school authorities and after 3 or 4 o'clock in the afternoon by the Recreation Department, such as for Girl Scouts, Red Cross, and so

forth. A person would know when and how he could participate in a program geared to his needs.

There remains, of course, the matter of peak summertime demands. Since the demand for such facilities is demonstrably less in the area designated for this center than in other sections of the city, we believe the estimated demand, as embodied in a 400-bather pool larger than any other pool in the city, except Takoma Park, is considerably overstated. In terms of swimmer hours over the year the standard 25-meter or 82.1-foot indoor pool is fully comparable. Therefore, denial of funds for an outdoor swimming pool at Fort Reno would not mean that the community is deprived of that kind of recreation, but that such activity will be channeled into a more—into a controllable form subject to discipline and without adverse effects on the community.

Since indications are that the Wilson project will be underway in the not-too-distint future, plans for the Fort Reno development should proceed without the pool.

HOUSE HEARINGS, FORT RENO RECREATION AREA

Mr. Chairman, I should like to comment briefly on the list of 33 organizations listed by the Fort Reno Community Council supporting development of the Fort Reno recreation area on page 958 of the House hearings last April. From an inspection of the statements and letters made of record at those hearings, it is evident that the list includes many who gave only a general endorsement of the project without reference to the swimming pool. Therefore, it cannot be assumed that endorsement of the project means endorsement of the pool.

Of the 13 organizations or individuals submitting statements or letters for the record, as shown on the attached tabulation submitted as an exhibit, there were 11 favoring the program generally, for the playground specifically, and only 1 opposed. Of those specifically mentioning the pool, four were opposed and three in favor including one organization apparently misunderstanding the question since the swimming pool and additional facilities for a year-round program naturally would not include an outdoor swimming pool.

All the schools favored the program or playground but made no mention of the pool except that a Wilson witness advocated a swimming program in the new school facility. That is the fieldhouse. Since the school interests obviously lie in a pool they could use during the school year, they naturally would prefer an indoor pool if a choice must be made.

A fair conclusion from these testimonials is that a playground is overwhelmingly favored and the outdoor pool opposed.

Thank you, Mr. Chairman.

Senator BARTLETT. Thank you, Mr. Trask.

(The prepared statement of Mr. Trask follows:)

We urge that the proposal of the Recreation Department be revised to call for development of the new park as a neighborhood playground rather than as a recreation center for much of the Northwest area incorporating a swimming pool and bath house. Such a facility developed at public expense is completely unjustified, particularly in view of the urgent need for playground facilities and the limits on funds available for meeting these needs.

The proposal as submitted is unsound both from a financial and a design standpoint. A combination bathhouse and shelter building is obviously unsuited for neighborhood meetings and parties such as are held in the Palisades community building. Even if the shelter were large enough, the noise from the attached bathhouse and adjacent pool would preclude such use. It is evident that the primary focus is on the swimming facilities, and the other features subordinate thereto.

The exclusion of the pool from the plan would facilitate the provision of a community building of adequate size for community needs and permit its normal use. Otherwise, for economy reasons, we might have a playhouse such as the one at Friendship playground at 45th and Van Ness Sts. N.W. since construction costs of public structures exceed those of private buildings because of the Davis-Bacon Act, which is construed as requiring the highest prevailing wage.

The "Justification of Project" states that the Fort Reno Center is designed to serve the area of Northwest Washington between Connecticut and Massachusetts Aves. from the District Line to Tilden and McComb Sts. Since the nearest pool to the east will be at 14th and Arkansas Ave., it is obvious that the Fort Reno pool will draw from a considerably larger territory than the one bounded by Connecticut Ave., particularly in view of the cross-town and other bus lines. The provision of the parking lot, which is required only to accommodate patrons of the pool coming from a distance, would be unnecessary for a true neighborhood playground, where the streets in and near the reservation are sufficient. We do not need a civic center here, just a place to enjoy ordinary recreational activities.

Recreational facilities should not be developed with complete disregard of their impact on the areas in which they will be located. It is obvious that no such considerations were taken fully into account when a public swimming pool was planned for this location. It would seem that the location must have been chosen by consulting a city map rather than the residents and property owners who would be disadvantaged if this extravagant proposal is carried forward. The Recreation Department and the National Park Service ask only if the proposed pool is 2 miles from the nearest public pool, not if the pool is needed or wanted.

This project no doubt was conceived with the best of intentions, but its proponents failed to consider its effects upon the neighborhood.

The need for recreational facilities of the pool type is more acute in other sections of the city than here. However, it does not follow that this area should be indefinitely denied the usual playground development. Continued failure to utilize and develop the fine site is unfair to the children of the area. Some of them have been brought up, married and moved away during the period when the principal nearby athletic activity is bouncing tennis balls off the walls of Jonney school.

Rather than disapprove the whole project as happened last year and off and on for 20 years, it is hoped that the Congress will approve a project which will not be detrimental to the community. A normal playground on a Government reservation should not be objectionable to any reasonable nearby resident, irrespective of the value of his house.

It is unrealistic to suppose that this reservation will remain forever vacant. The protesters against any playground at all evidently would prefer to look at low-cost housing or high-rise apartments. If that happens, a playground would be even more urgently needed, but the space for it would be gone.

We urge, therefore, that the Fort Reno Center proposal be approved as to the playground and an adequate community building, but that funds for the swimming pool, bath house and parking lot be denied. We believe that this is the most satisfactory and the only fair and feasible way of resolving this long impasse.

The question of swimming facilities in the Fort Reno area can be solved very simply and efficiently by including a swimming pool in the Wilson High field house for which there is a great need as brought out in the statement of Mr. Jonathan S. England, President of the Woodrow Wilson High School Home and School Association, and others at the House hearings in April.

In addition to the advantage of year-round use of the pool, particularly to the schools in the area, there is the matter of control. There would be specific periods for specific groups, during the day under the school authorities and after three or four o'clock in the afternoon by the Recreation Dept., such as Girl Scouts, Red Cross etc. A person would know when and how he could participate in a program geared to his needs.

There remains, of course, the matter of peak summer-time demand. Since the demand for such facilities is demonstrably less in the area designated for this Center than in other sections of the city, we believe that the estimated demand as embodied in a 400-bather pool, larger than any other pool in the city except Takoma Park, is considerably overstated. In terms of swimmer-hours over the year, the standard 25-meter (82.1 ft.) indoor pool is fully comparable.

Therefore, the denial of funds for an outdoor swimming pool at Ft. Reno would not mean that the community is deprived of that kind of recreation, but that such activity will be channeled into a controllable form subject to discipline and without adverse effects on the community.

Since indications are that the Wilson project wil lbe under way in the not too distant future, plans for the Fort Reno development should proceed without the pool.

Mr. Chairman, I should like to comment briefly on the list of 33 organizations listed by the Fort Reno Community Council supporting development of the Fort Reno Recreation Area on page 958 of the House hearings last April. From an inspection of the statements and letters made of record at those hearings, it is evident that the list includes many who gave only a general endorsement of the project without reference to the swimming pool. Therefore it cannot be assumed that endorsement of the project means endorsement of the pool.

Of the 13 organizations or individuals submitting statements of letters for the record as shown on the attached tabulation submitted as an exhibit, there were 11 favoring the program generally or the playground specifically, and only one opposed. Of those specifically mentioning the pool, four were opposed and three in favor, including one apparently misunderstanding the question since the swimming pool and additional facilities for a year-round program naturally would not include an outdoor swimming pool.

All the schools favored the program or playground but made no mention of the pool except that a Wilson witness advocated a swimming program in the new (school) facility, that is, the field house. Since the school interests obviously lie in a pool they could use during the school year, they naturally would prefer an indoor pool if a choice must be made.

A fair conclusion from these testimonials is that the playground is overwhelmingly favored and the outdoor pool opposed.

STATEMENT OF WILLIAM K. NORWOOD, CHAIRMAN, CIVIC AFFAIRS COMMITTEE OF THE ASSOCIATION OF OLDEST INHABITANTS OF THE DISTRICT OF COLUMBIA

Opposing the Proposed Fort Reno Swimming Pool

Senator Bartlett. Mr. Norwood will be followed by Mr. Lamensdorf.

Will you just be seated while Mr. Norwood testifies?

Mr. Norwood. Mr. Chairman, I am William K. Norwood, chairman of the Civic Affairs Committee of the Associtaion of Oldest Inhabitants of the District of Columbia. I have been authorized by that association to appear before you to reaffirm their opposition to the Recreation Department's proposal for a swimming pool in Fort Reno Park.

The Association of Oldest Inhabitants was incorporated in 1903 and has approximately 500 members, the majority of whom reside in the District, with a number living in the immediate vicinity of Fort Reno Park.

Fort Reno Park is in a high-grade, single-family, detached-home, residential area with one of the highest zoning ratings. This facility would be entirely out of keeping with the nature of this area. A pool would materially increase automobile traffic, would bring crowds and noise into the area, and destroy the normal surroundings that a home-

owning community would expect. You may have been around public swimming pools, I am sure, and know what kind of crowds are attracted, and what effect they would have. I am not opposed to noise in appropriate surroundings, but noise from a swimming pool in a high-grade residential area seems to me to be entirely out of order. The proponents of this pool have said that thousands would use it, and that is why we oppose it.

I mentioned proponents a moment ago. Support for the pool project has mainly come from those living far away. At previous hearings on this matter, some so-called organizations supporting the pool did not actually exist; they were only paper organizations. That is typical of some of the backing this pool has had. By far the majority of the residents in the immediate neighborhood are strongly opposed—and they are the ones to be considered.

Why not put this money into some project that is needed and will be appreciated—a pool or playground in one of our lower economic areas, or a school in one of our overcrowded sections of the city?

I might suggest, also, that we would like to have it transferred to the account of the Chevy Chase Community Center. In times like this, when the District is so much in need of money, it is a little bit hard for me to understand why there remains, in the budget, funds for this pool, which just is not wanted.

I am surprised that money for this project still remains in the budget when there are so many important needs that apparently cannot be financed. It would be interesting to find out where the pressure for this pool is coming from.

Mr. Chairman, if the money for this unneeded, unwanted pool is provided, you will be acting in direct opposition to the interests and desires of those citizens of the District who are most affected. I think it is your responsibility to protect them. I urge you and your committee to delete from the 1967 budget, once and for all, any funds for a swimming pool in Fort Reno Park.

Mr. Chairman, I appreciate very much the opportunity you have given me to make the statement.

Senator BARTLETT. Thank you, Mr. Norwood.

After Mr. Lamensdorf, we will turn to highways. Have Mrs. Cogen or Mr. Monroe come into the room, or Mrs. Wright?

(No response.)

Senator BARTLETT. Highways will be the next subject, and Mrs. Worris or Mrs. Rooney is to be the first witness. Are either of those ladies here?

Do you want to come forward?

STATEMENT OF ROLLAND G. LAMENSDORF, REPRESENTING FORT RENO COMMUNITY COUNCIL

SUPPORTING THE COMMUNITY CENTER

Senator BARTLETT. All right, Mr. Lamensdorf.

Mr. LAMENSDORF. Senator Bartlett, you inquired as to the layout of the Fort Reno Recreation Center. I have two exhibits here which I am sure will be of great benefit to you while I give my statement. If I may present them to you—I think they are a little too far to see.

This is exhibit B, which shows the layout. This is offstreet parking; this is a pool. Mr. Healy lives about 3 or 4 blocks away. This is a thousand feet from here up to the pool. This is Nebraska Avenue. And Wisconsin Avenue will be the entrance to the offstreet parking.

This is exhibit C, which shows the plan of the Recreation Department for the entire city of the District of Columbia in regard to pools. I will refer to that in my statement, and I would like to leave these here.

Senator BARTLETT. Those red circles are to be the pools.

Mr. LAMENSDORF. Senator, those red circles are the pools that are planned—that they are planning—these three. The yellow circles are the ones that are presently in existence. Fort Reno area is over here. All of the yellow circles on the right side of Rock Creek Park, if you can see that. This is the one that we are asking planning funds now.

Senator BARTLETT. I understand.

Mr. LAMENSDORF. At the request of Mr. Lewis Helm, president of the Fort Reno Community Council, I am speaking for the council in support of planning funds for the development of the Fort Reno Recreation Center.

I am Rolland G. Lamensdorf, and I was president of the Fort Reno Community Council in 1965. I live at 5123 Linnean Avenue with my wife and two children, a son who is a junior at Woodrow Wilson High School and a daughter who attends Alice Deal Junior High School. In fact, I live closer to this area than Mr. Norwood, and I am a member of Forest Hills Citizens Association, which supports this, and which is adjacent to this particular area along with Friendship Citizens Association and Connecticut Avenue Citizens Association, who support this.

The Fort Reno Community Council is composed of, and supported by, members from 33 civic, citizen, church, political, school, and business organizations in the upper Northwest section of the District of Columbia. Many of these organizations have written separate supporting letters, some of which have been mailed directly to the chairman of this committee, and some of which I shall file herewith. These organizations have a total membership, regardless of what my friends might say, of 20,045 people, as set forth in exhibit A attached to my typed statement.

PLANNING FUNDS, HOME APPROVAL

The purpose of the council is to urge, and aid, the development of the Fort Reno Recreation Area, which is presently No. 2 on the priority list of the District of Columbia Recreation Department. The planning funds for Fort Reno have been approved in the sum of $41,000 by, and are included in, the D.C. Commissioners' Budget for 1967, and I might say this has been approved by the House Subcommittee for Appropriations.

The Fort Reno Recreation Area comprises approximately 30 acres between Woodrow Wilson Senior High and Deal Junior High schools. It is also in the immediate vicinity of the Murch and Janney Elementary Schools. This tract was purchased in 1942, 24 years ago, for a recreation area. However, because the immediate need was greater in other sections of the city, development of Fort Reno on the overall and long-range planning board of the Recreation Department was postponed for many years.

In fact, as stated by Mr. Healy, there has been appropriated and spent in the District of Columbia the sum of $7,334,214 on recreational development by the schools and the Recreation Department but only $314,326 has been allocated and spent in the northwest section west of Rock Creek Park.

The preliminary plans for Fort Reno, shown on exhibit B, which I presented to you, Senator, provide for field game areas; basketball, volleyball, and tennis court areas, a playground for small children; a recreation building for teenagers; and a swimming pool.

OBJECTIONS TO SWIMMING POOL

I am informed, and I heard today, that there are no objections by any organization or any individual to the development of the Fort Reno Recreation Area. There has been voiced an objection to the swimming pool by one citizen's association which is some distance from Fort Reno; and by a very few residents who have given the following reasons for their objections; which I will attempt to answer:

1. The first reason for objection is that the swimming pool will cause traffic congestion. In response to that objection, most of the users of the facilities will be pedestrians, and further, the Recreation Department has provided for "parking" at the westernmost portion of Fort Reno, Senator, which you inquired about as to its location. This is the section most distant from the residential area and closest to Wisconsin Avenue.

The second reason given for objection is that other sections of the city have a greater need. In response to that objection, I have with me, which I presented to you, Senator, exhibit C, which shows thereon the places and locations of other pools constructed and planned throughout the city. You will note from exhibit C that, in other sections of the city, there are presently 10 existing pools—McKinley, since this statement was prepared, has been completed—that makes 11 existing pools, three, which are now two, additional pools are under construction, and three more pools are planned. This will give a total of 16 pools in other sections of the city. Construction of pools in the District of Columbia obviously is based on long-range planning by the experts in the Recreation Department. The approval of the present request for planning funds will round out the total requirements for this recreational phase in the District of Columbia. Therefore, the citizen's association, which voiced its objection on the ground that the need was greater in other sections of the city, spoke without knowing the facts.

It so happens that the area west of Rock Creek Park is the last area to benefit. Although we pay the bulk of the taxes, we do not complain. However, in accordance with the Recreation Department's planning, we feel recreational development should also take place in this section of the city. Otherwise, the exodus to the suburbs would be even greater and the taxable revenue to the District of Columbia would be much less.

3. The third reason for objection is that intruders will invade the area. The Recreation Department has informed me that 95 percent of the users of facilities of this nature are persons who live in the local community; these statistics should be even more favorable toward local

use since the other areas of the city now have similar facilities. If the intruders are from without the District of Columbia, the Recreation Department, so I am informed, can handle that without any difficulty.

4. The fourth reason for objection is that a pool facility, as Mr. Norwood said, would be noisy. This is the complaint raised by a very few objectors living east of Nebraska Avenue. Because the pool will be located closer to Wisconsin Avenue, at the far western end of the recreation center, and actually this will be more than a mile from where Mr. Norwood lives—these individuals really will not be aware of the pool's existence unless they, on a hot, sultry Washington day, decide it would be refreshing to go for a "swim."

We must recognize that we cannot please everybody. There are many people who still object to sidewalks; who object to automobiles; who think we should revert to the horse and buggy days. These same few objectors have also complained of the vandalism, the juvenile delinquency, the lack of endeavor and wayward ways of our youth in the area but refuse to recognize the need and the importance of recreational facilities. Development of mind and body are both essential to the future of our youth.

Approval of Planning Funds Requested

We have waited many years, and rightly so, for our turn; now that our turn has arrived to complete and finalize the long-range plans of the Recreation Department, it would be unfair, economically unsound and detrimental to the whole city to now divert those planning funds. We therefore plead with and implore you to approve the planning funds for Fort Reno Recreation Center in the sum of $41,000 approved in the District of Columbia Commissioners' Budget for 1967 and listed as item 2 on the Recreation Department's priority list.

Thank you very much, Senator. I would like to say that this has been approved by the House, and we appreciate and would appreciate your approval of this also.

Senator Bartlett. Thank you very much.

(The exhibits follow:)

Exhibit A

Organizations Supporting Development of Fort Reno Recreation Area

	Number of members
Chevy Chase Community Building Preschool Parents Club: Mrs. Ann Manville, president, 3611 Military Road NW	24
Chevy Chase Playground Preschool Parents Club: Mrs. Carey Davis, president, 3941 Legation Street NW	24
Cleveland Park Recreation Council: Mrs. Stephen B. Ives, Jr., chairman, 3025 Newark Street NW	6
Connecticut Avenue Citizens Association: Timothy V. A. Dillon, president, 2933 Garfield Terrace NW	700
Deal Junior Highschool Home and School Association: Mrs. Paul McClenon, president, 3723 Albemarle Street NW	[1] 819
Deal Junior Highschool Student Council: Simon Lyon, president, 3149 Newark Street NW	1,225
Democratic Precinct 8: Mrs. Peter Grogan, chairman, 3428 Ashley Terrace NW	1,340
Democratic Precinct 9: Mrs. Robert Harris, cochairman, 3665 Upton Street NW	1,104

[1] See footnote at end of table.

EXHIBIT A—Continued

ORGANIZATIONS SUPPORTING DEVELOPMENT OF FORT RENO RECREATION AREA

	Number of members
Democratic Precinct 11: Ben Segal, cochairman, 4349 Yuma Street, Mrs. Ted Oberman, cochairman, 4308 Yuma Street NW	1,705
Democratic Precinct 12: Mrs. Richard Williams, chairman, 4112 Ingomar Street NW	750
Democratic Precinct 14: Rolland G. Lamensdorf, chairman, 5123 Linnean Avenue NW	2,317
Eaton PTA: Mrs. George F. Miller, president, 3124 38th Street NW	[1] 200
Eldbrooke Methodist Church: Mrs. Glenn Rouse, chairman, committee on Social Concerns, 4715 Chesapeake Street NW	800
Forest Hills Citizens Association: Mrs. Wallace Luchs, Jr., president, 3633 Appleton Street NW	400
Friendship Citizens Association: Dr. Ellis Haworth, president, 4401 Davenport Street NW	160
Friendship Playground Preschool Parents Club: Mrs. Pat Bellemah, president, 4925 46th Street NW	25
Girl Scout Council of the Nation's Capital: Mrs. Philip Crowl, representative, 3906 Ingomar Street NW	400
Hearst PTA: Mrs. Mona Brussat, chairman, Physical Fitness and Recreation, 3015 Rodman Street NW	[1] 150
Hearst Preschool Parents Club: Mrs. Benjamin Rathbun, president, 3711 Upton Street NW	25
Janney PTA: Mrs. Jerry Williams, president, 5229 43rd Street NW	500
Kiwanis Club of Northwest Washington, D.C.: Richard H. Smith, secretary, 5032 41st Street NW	43
Lafayette Home and School Association: Mrs. John Bystrom, president, 6401 31st Place, NW	[1] 500
Lafayette Preschool Parents Association: Mrs. Douglas N. Schneider, president, 3121 Tennyson Street NW	25
Macomb Playground Preschool Parents Association (Eaton): Mrs. Eugene R. Schelp, president, 3844 Woodley Road, NW	24
Murch Home and School Association: Mrs. Michael Johns, president, 5321 Broad Branch Road, NW	[1] 375
Northwest Optimists: Mr. Bernard Empleton, president, Metropolitan YMCA, 1736 G Street, NW	40
Republican Precinct 9: Lewis Helm, chairman, 4500 Connecticut Avenue NW.	703
Republican Precinct 11: Mrs. Carlin R. Rankin, chairman, 4424 Brandywine Street NW	1,174
Republican Precinct 12: William Phillips, chairman, 3909 McKinley Street NW.	547
Republican Precinct 13: Mrs. Damon Elder, chairman, 3412 Legation Street NW.	894
Washington Hebrew Congregation Sisterhood: Mrs. Richard Lyon, youth chairman, 3149 Newark Street NW	800
Wilson High School Home and School Association: Charles H. Mason, president, 6432 31st Street NW	[1] 900
Wilson High School Student Council: Robert Koczela, president, 5724 Utah Avenue NW	1,346
Total number of members of organizations supporting development of Fort Reno Recreation Area	20,045

[1] Number of families.

Senator BARTLETT. The acting chairman was in error in stating that Mrs. Worris would be the next witness. Instead, the following witness will be Mr. Prahinski.

Mr. LAMENSDORF. Excuse me, Senator, would you like to return those exhibits?

Senator BARTLETT. It depends upon your desires. Do you want them left here?

Mr. LAMENSDORF. It is suggested that I would be wise to take them back, that you have had an opportunity to take a good look. I am perfectly happy to leave them here, and if they will be of any help to the

other members of the committee, I would be pleased to do so, and pick them up later.

Senator BARTLETT. In these last hectic days of the session, being what they are, I would suggest that you take them back.

Mr. LAMENSDORF. Thank you, sir.

HIGHWAYS

STATEMENT OF THEODORE PRAHINSKI, SHEPHERD PARK CITIZENS ASSOCIATION OF DISTRICT OF COLUMBIA

NORTH CENTRAL FREEWAY AND EDUCATION

Senator BARTLETT. Mr. Prahinski.

Mr. PRAHINSKI. I am president of the Shepherd Park Citizens Association. Shepherd Park is the area in the District of Columbia which is north of Walter Reed Hospital, between Georgia Avenue and Rock Creek Park. If there is any one thing that is important to the people of Shepherd Park and of North Central Washington, it is the removal of through traffic from our residential streets. For years almost every north-south street between North Capitol Street and Rock Creek Park has been turned into a front yard freeway for Maryland commuters.

Millions have been spent to cut down trees and widen streets and post "No Parking" signs. A real estate man tells me that appraisers cut 10 percent from the value of a home when they see signs of heavy traffic.

The cumulative effect of this on the tax base of this city must be staggering, but it simply reflects a fact of life; a street with heavy traffic is not a nice place to live. It is noisy, dirty, and dangerous for children. In July, a 3-year-old boy was killed on Ninth Street when a car went out of control and ran up on the porch of a home. In the month of April alone, five pedestrians were killed near their homes. Two were tiny tots, two were very old, and one was intoxicated. In short, it is the people who cannot take care of themselves.

With all of this, many people are against the freeways proposed. However, they are not against the freeways themselves, but against displacement. They do not want a solution for their own problems that involves injustice to others. The injustice results from the fact that a replacement for a $13,000 old house costs at least $20,000. If the owner's income is too low or if he is retired, he cannot qualify for financing of a new house. If his equity is too low, he will be lucky to pay off a second or third trust.

Consider Mrs. Murphy, the mythical window with roomers. Her friends, the Reillys next door, may be the only ones who would help her when she is sick. Her whole social life is built around her church and neighborhood. She will fight you tooth and nail if you try to send her to a new neighborhood without enough money to buy a new house. The situation of a businessman is even worse. Can he get a place with suitable zoning? Can he kept his old customers? Will he get enough money to get a new business?

SOLUTIONS FOR DISPLACEMENT PROBLEM

There are two solutions for this displacement problem, and, strangely, either would probably save the District money. One is to build replacement units as you go along and give the property owner a replacement unit. Mrs. Murphy is not interested in renting a new unit, as has been proposed in some of the plans we have talked about, but she would love you if you gave her a new condominium unit near the Reillys, and if you gave her an extra unit to rent to students, she would fight to get the freeway in her neighborhood. This saves money for the District because it only pays construction costs and doesn't have to pay for the land. Right-of-way costs total $82 million for Interstate 95, which is made up of north central freeway, the inner loop center leg and north leg—center section.

You can do an awful lot of building for $82 million, and the District can take a profit in extra business and residential units built over and above replacement units. These extra units can also be used for public purposes including schools and playgrounds.

The second way to solve the displacement problem is to put routes on publicly owned land. Public right-of-way on many existing streets is 130 feet, wide enough for 10 lanes of road. North Capitol Street is such a street. The money saved on rights-of-way justifies building depressed or elevated through roads with service and pedestrian lanes on a different level.

You would have to make the adjoining owner, Mrs. Murphy, happy, however. Giving her commercial zoning and Government-guaranteed financing could make her part owner of an apartment building with stores on the first floor. This sort of thing ties in very well with urban renewal if it is practiced on a basis where the owner keeps either his land or a condominium unit.

I have worked out several proposed routes and gotten some construction estimates. Savings on the order of $100 million appears possible. I will be pleased to show these to the committee or its staff. The Highway Department knows what I have in mind and concedes it could save money, but they wonder if it is politically achievable.

At this time, this committee should continue appropriations for most of the freeway program. I am a realist. However, it should indicate its concern over the unfair treatment of those who are displaced. It should do everything it can to see that the District adopts the policy of using publicly owned land and giving property owners replacement units for property that is taken.

HIGHWAY BUDGET EXPENDITURES

But there are some parts of the highway budget that should be cut. I refer to expenditures that will result in putting more traffic on residential streets. We in Shepherd Park are most worried about the 1971 project to spend $4.8 million on 16th Street NW., but in this year's budget, project 28–62 calls for improvements to 14th Street NW., costing $345,000.

Some of this street has already been improved, and we notice a great increase in traffic. It is as fast a street to get down as 13th or 16th Street is. Certainly, it would be nice to take the trolley tracks up and repave it, but this will encourage heavy traffic such as that which makes life miserable for 13th Street residents. Let's

spend this money for schools now, and repave it when the north-central freeway provides a good alternate route downtown.

I also question the need for the 14th Street Bridge replacement and the 9th and 14th Street approaches. Building more bridges downtown means more traffic will go through downtown and over the streets of north-central Washington. Bridges which facilitate cross-town travel such as one across the Anacostia at Eastern Avenue are needed. This will reduce the need for radial roads. In fact, speaking generally, we must do far more to help people get across town. If we don't, they just drive downtown on one costly radial route and then out on another.

Shepherd School Addition Needed

I must now leave the road subject. Our neighborhood badly needs an addition to Shepherd School. This is Project No. 10–157, total cost $517,000, just a little more than the cost of the 14th Street repaving. I spoke against the latter. This school has a capacity of 450. Last year its enrollment was 514; this year it is 549. A census taken by the PTA indicates a large number of preschoolers are in the neighborhood, and enrollment will be about 150 percent of capacity in 1970. Most of our houses were built in the 1930's, and the children of the original purchasers are now grown. The second generation of purchasers are just moving in and they all have children. School census figures do not show such changes in areas that are already built up, and this shows why money should be spent for official censuses. At present the School Board relies on information obtained from building permits.

To conclude. Shepherd Park, a comparatively good neighborhood that wants to stay good, needs the same thing as our less affluent neighbors to the south of us—good schools, and the removal of the Maryland traffic from our residential streets.

Senator Bartlett. Thank you, Mr. Prahinski.

STATEMENT OF MARIA LENORE WORRIS, CHAIRMAN, TRANSPORTATION COMMITTEE, BROOKLAND NEIGHBORS

Opposition to the Northeast-North Central Freeway and Michigan Avenue Viaduct

Senator Bartlett. Mrs. Worris.

Mrs. Worris. My name is Maria Lenore Worris, and I am chairman of the Transportation Committee of Brookland Neighbors. I am also a member of the Brookland Civic Association. I hold a bachelor of science degree in nursing, and I am a registered professional nurse.

I have seen many physical evils in my time, physical diseases, but the Northeast-North Central Freeway is the greatest social evil I have ever seen. It is a desecration. It is the prime example of man's inhumanity to man.

Brookland Neighbors is opposed to the appropriation of money for the following projects: No. 28–54, the Northeast-North Central Freeway; No. 28–23, the Michigan Avenue, Northeast, viaduct; No. 28–22, center leg-inner loop freeway, No. 28–9, north leg, central section, inner loop freeway; and No. 28–12, east leg, inner loop freeway, which

are listed on pages 30–28 and 30–29 of the Budget Estimates of the District of Columbia, Fiscal Year 1967, published in January of 1966 by the Budget Office, Department of General Administration.

We respectfully urge that the moneys for these projects be denied and that these projects be removed from the budget.

We are interested in the problems of education, housing, and transportation in Brookland and insofar as these problems affect the total metropolitan vicinity. For we recognize the interdependence of neighborhoods on each other, that each locality's activities or inactivity will affect another city section directly or indirectly, immediately or eventually. No one can act in a vacuum. Therefore, we cannot remain impassive in the face of freeway plans which may be constructed in another city section but which by their presence force the construction of another freeway segment through our area.

Freeway Traffic Problems in the City

We must face the fact that the whole approach of using freeways in the city to solve traffic problems is illogical and shortsighted. For projects such as the Northeast-North Central Freeway will become obsolete before they are completed. Minor arterial streets, as you can see on this map, in Brookland, such as 10th Street Northeast, 12th Street Northeast, and the Brookland Avenue, fairly dead to traffic now, will become major arteries bursting at the seams to handle freeway traffic entering and leaving the North Central Freeway.

Other minor streets all along the route of these freeways would in all probability be required to handle much more traffic than they do now. No responsible person has revealed this to the public previously. Instead, highway planners said this, to assure citizens that the freeway is designed to remove traffic from neighborhood streets.

Freeways would certainly change our area and create obstacles and impediments for pedestrian traffic to and from Catholic University, Pleasant Hills area, the National Shrine, numerous religious houses, also the residential area around Fourth to Franklin Street and from there east to the railroad.

Plans have no specifications for pedestrian traffic across the bridges, railroad, or freeway to these areas from Brookland.

Freeways do not exist by themselves. There are ramps: exit and access; there are bridges to be reconstructed and accompanying acquisition for more right-of-way for approaches to these spans. Ramps from the North Central Freeway would be located near six schools, a major university, and two playgrounds—not counting the playgrounds located on school property.

The segment of the North Central Freeway supposedly approved by the National Capital Planning Commission has been called an eight-lane freeway. Actually, it is 10 lanes. In locations where ramps appear, it is 11 lanes; and closer to Rhode Island Avenue it is 12 lanes.

The Planning Commission was also not told—at their September 1966 meeting—that an innocent-looking ramp next to the railroad is an elevated two-lane road, which makes its appearance between Taylor Street and Michigan Avenue, intersects with two arching bridges—approximately the height of 2½ railroad cars—and disappears between Monroe Street and Franklin Street, Northeast. This elevated road

runs through at least two-thirds of the segment of the North Central Freeway which was shown to the Planning Commission and which is still being shown to citizen groups—but its presence is never mentioned.

Expericence shows us in concrete terms what an area looks like or becomes when a wide freeway is built through it, whether or not the freeway is depressed or elevated. It can be readily shown that elevated freeways are not glamorous and, if anything, are a blight in themselves. The south leg of the inner loop just south of Capitol Hill is an example of an elevated freeway which is an undesirable monstrosity. It would be unrealistic to suppose that a freeway would be a delight to this neighborhood, when none have proved to be elsewhere.

There are too many freeways and interchanges planned for this small area in comparison with the rest of the city. We would have combinations of freeway interchanges, rapid transit stops, parking facilities, commercial and industrial centers, which means large land usage solely devoted to concrete and asphalt.

It is impossible to minimize the impact of freeways on the cityscape. No matter where you place the urban freeway, it will adversely affect the surrounding areas. This freeway would disrupt the design, physical structure, and function of Brookland to the detriment of the social needs and morale of the people.

We have been promised that the freeway would not create impediments and that relocation would be accomplished. But the disruption to city life cannot be measured in terms of numbers. The major promise we would prefer is that the Northeast-North Central Freeway will not be constructed.

Rapid Rail Transit

Rapid rail transit has long been sought by citizens as a means of speeding commuter travel and alleviating traffic congestion. We feel this method of transportation is far more efficient, requires less land use, and avoids much family displacement.

Subway lines can easily be built along the existing right-of-way of the B. & O. line and the Pennsylvania Railroad line to Baltimore. The B. & O. line travels northeast along New York Avenue and then turns north through Brentwood, Riverdale, Hyattsville, University Park, Berwyn Heights, College Park, and Beltsville.

The Pennsylvania Railroad travels along New York Avenue and then turns east and north to Bowie. The B. & O. to the north and west travels through Brookland, Silver Spring, Takoma Park, Forest Glen, Kensington, Garrett Park, and Rockville.

Commuter service along this existing route should be subsidized and increased to attract those who are now driving. This would be a great deal cheaper than building any freeway along the same route.

The rush-hour travel times from Union Station, of trains now in operation, are approximately as follows: to Brookland, 6 minutes; to Takoma Park, 10 minutes; to Silver Spring, 14 minutes; to Kensington, 21 minutes; and to Rockville, 29 minutes.

The simplest, cheapest, quickest, and most effective way to provide rapid transit now is to build a subway for use by B. & O. diesel cars from Union Station to the work and shoping areas downtown. Obviously, the B. & O. cannot be expected to finance this itself. Any

deficits would have to be made up from tax money, possibly highway-use tax money.

I would like to say I am not a lawyer, but we wish to protest that Chairman Byrd is not here as a member of this committee. We note that in the Evening Star he was quoted as being opposed, or in favor of restoring freeway appropriations, and this was said prior to any of the citizens expressing their viewpoints.

Thank you.

Senator BARTLETT. I am sure that Senator Byrd will read your statement, and I must explain, I wanted to explain, that he would be here if the had not been required to be in attendance at another meeting as a member of the conference committe. That is the only reason that has made him absent.

Mrs. WORRIS. Thank you very much.

Senator BARTLETT. Thank you.

STATEMENT OF ADOLPHE J. EDWARDS, PRESIDENT, SOUTH MANOR NEIGHBORHOOD ASSOCIATION

FREEWAY SYSTEM

Senator BARTLETT. Mr. Edwards, who will be followed by Mr. Frain, if both gentlemen will come forward.

Mr. EDWARDS. My name is Adolphe J. Edwards, and I appear here as president of the South Manor Neighborhood Association.

As civic-minded citizens, we are interested in all District problems, including the transportation problem. We were quite disturbed by the actions of Representative Natcher, chairman of the House District Appropriations Subcommittee, in recommending that funds for the proposed subway system be deleted from the District revenue bill. We view this action as spiteful in nature and not designed to contribute, in any way, to a solution of the problem. We ask that you reverse this action by recommending a restoration or preferably an increase in the funds for the subway system.

A word or two about the transportation problem.

The argument is often raised that a "balanced" transportation system is the answer to the transportation problem. We question this well-worn cliche in that it has never been demonstrated that a balanced system is necessarily a good one. The criteria upon which a decision should be based is the effectiveness of the proposed system in alleviating the problem, be it balanced or not. It is our position that the problem is the number of cars coming into and leaving the city. That is, particularly during the hours of 7 to 9 a.m., and 4 to 6 p.m.

Thus, any effective solution must be one that is designed to reduce, not increase, the number of cars using our city streets. Such a system must necessarily be a mass transit system which is extensive enough to serve as the principal carrier of our daily commuter traffic.

At this point, we are faced with a dilemma that requires drastic measures if a satisfactory solution is to be ultimately achieved.

I would like to depart just briefly from the prepared statement. In recent weeks a false sense of urgency has been created in regard to these matters. The pace of the District of Columbia officials in approving measures to pave the way for freeway construction has been

so rapid as to preclude their having an opportunity to give these matters the serious consideration they deserve.

Properties Acquired for Freeway Construction

The District of Columbia Highway Department claims to have acquired properties for the purpose of constructing freeways. If these actions are not checked immediately, the chance for achieving a really lasting solution will be lost forever. We are thus placed in the awkward position of requesting that this committee recommend a reduction in a particular appropriation for the District of Columbia.

In summary, we are asking that this committee recommend an increase or at least a restoration of the funds for the proposed rail rapid transit system, and the deletion of funds for the proposed freeway system from the District of Columbia revenue bill.

Resolution Submitted

In addition to the prepared statement, I would like to say also this sentiment expressed in the statement is shared by the overwhelming majority of the civic leaders in the area, and to support that statement, I have a resolution that was passed, and I would like to read the resolution and signatories thereto.

Senator Bartlett. Mr. Edwards, your time has expired, and we will incorporate your statement in the record.

Mr. Edwards. Thank you, sir.

(The resolution follows:)

We, the undersigned, by this means resolve to declare our unequivocal opposition to National Capital Planning Commission endorsement or approval of any freeway and/or bridge project or system without the benefit of prior public hearings. We believe that transportation problems in and around Washington are inextricably tied to very serious economic, racial and other problems, and that approval or endorsement of any transportation system must be preceded by consideration of and suggested solutions to these urgent problems:

(1) *Economic problems.*—Assessor's office records show that in 1965, taxable land in the District of Columbia amounted to approximately 35% of total land. To remove more acreage from the tax rolls for the building of freeways would place an additional burden on remaining taxable property and would reduce city income from sales, personal income and corporate taxes. We believe the needs of the city must be allocated priorities which reflect the needs and wishes of area citizens, and that public funds must be spent accordingly. Citizens have spoken up for better schools, for recreational facilities, and for means to study and combat crime. Some have even pitched tents to call attention to their idea that abandoned land might be earmarked for housing. They have *not* asked for freeways and bridges; they have suggested they are unnecessary.

(2) *Employment problems.*—Of those employed in the Washington metropolitan area in 1947, approximately 80% were employed in the city of Washington; in 1960, only about 62% were employed in the city itself. A steadily increasing number of jobs is located in the suburbs, and the unavailability and expense of public transportation to and from the suburbs is thus a factor in Washington's unemployment problem. We believe that for even one willing man or woman to be unemployed for lack of cheap public transportation is inexcusable in these times and in the Nation's Capital. We know that such unemployment is a factor in explosions like that of Watts, a Los Angeles community surrounded by freeways but totally lacking adequate public transportation for employable residents without automobiles. While it is not easy for either white or Negro citizens of low income to buy an automobile and become suburban commuters, the alternative—to move closer to employment in the suburbs—is obviously far more difficult today for the Negro citizen of whatever income level.

(3) *Housing problems.*—The shortage of low- and middle-income housing in Washington has been documented many times. It is a desperate shortage. Year after year the waiting list for public housing contains thousands of names, and at best traditional public housing is a make-shift attempt at a solution. It does not inspire anyone, including its residents. Certainly some private housing in the city is substandard. But as long as the housing shortage is so desperate, it means to us that not one existing occupied dwelling unit should be destroyed for freeways.

(4) *Racial implications.*—Since the majority of District resident population is Negro and the majority of suburban commuter population is white, racial implications cannot be dismissed, and we do not believe harmony between the races is increased by allowing families and neighborhoods which are predominantly Negro to be uprooted for the convenience mainly of white suburban commuters. For the Planning Commission to endorse any transportation project or system which will mainly serve commuters, truckers and vacationing travelers is for it to cater to those who benefit economically and culturally from the city but who contribute almost nothing to its civic life or financial or social enrichment. Freeways in cities are surely to some extent "white men's roads coming through black men's homes."

(5) *Air pollution.*—It is incredible to us that without holding prior public hearings, planning officials could consider endorsing any part of a transportation system which will automatically add to the already serious problem of air pollution. The District of Columbia Medical Society has just released a statement warning that it regards air pollution in the District of Columbia as a "matter of urgent public health importance." The Society further warns that "time is important as the problem is worsening rapidly . . ." and that "this city may experience an acute epidemic of smog poisoning with fatalities such as have occurred in other cities."

IN VIEW OF THE FOREGOING, we reiterate our opposition to Planning Commission approval or endorsement of any freeway and/or bridge project or system without prior public hearings and without evidence that any of these serious interrelated problems will be alleviated or solved.

RESOLUTION SIGNATORIES

Alfred J. Zmuda, Metropolitan Citizens Council for Rapid Transit (MCCRT) & Citizens of Woodside Park Forest.
Helen Leavitt, Democratic Chairman, Precinct 37.
Ronald J. Dunlavey, Chairman, Brookland Area Coordinating Council.
William B. Peer, Neighbors, Inc.
Lawrence S. Wilkinson, St. Anthony's Home & School Association.
Chester E. Kowalczyk, President, Woodside Civic Association.
Smallwood E. Williams, 4720 16th Street, N.W., Washington, D.C.
Rear Admiral Neill Phillips, U.S.N. Ret., 3053 P Street, N.W., Washington, D.C.
Charlton Ogburn, Jr., 10710 Vale Road, Oakton, Virginia.
Simon Cain, President, Lamond Riggs Citizens Association.
Maria F. Worris, Chairman, Transportation Committee, Brookland Neighbors.
Roderic F. Davis, Chairman, Save Takoma Park Committee.
Duncan Wall, Chairman, Metropolitan Citizens Council for Rapid Transit.
Sammie A. Abbott, Emergency Committee on the Transporting Crisis.
Walter E. Fauntroy, New Bethel Baptist Church.
Edward Hailes, Executive Secretary, District of Columbia N.A.A.C.P.
Marion Barry, Jr., SNCC—Free D.C. Movement.
Paul Moore, Jr., Suffragan Bishop, Episcopal Diocese, Washington, and Co-Chairman, Coalition of Conscience.
Peter S. Craig, Northwest Committee for Transportation Planning.
John R. Immer, Federation of Citizens Associations of District of Columbia.
Duncan Howlett, All Souls' Church.
E. Franklin Jackson, Democratic National Committeeman; John Wesley A.M.E. Zion Church.
Geno Baroni, Executive Secretary, Archbishop's Committee on Community Relations.
Edward J. MacClane, Chairman, City Planning Committee of the D.C. Federation of Civic Associations.
Adolphe J. Edwards, President, South Manor Neighborhood Association.
Nelson C. Roots, D.C. Federation of Civic Associations.

PUBLIC SAFETY

STATEMENT OF GEORGE FRAIN, INDEPENDENT CITIZENS OF ADAM-MORGAN

ENFORCEMENT OF THE HOUSING CODE

Senator BARTLETT. Mr. Frain, please.

Mr. FRAIN. Senator Bartlett, I represent the officers and executive committee, and Dutton Ferguson, the president, of the 4-year-old Independent Citizens of Adams-Morgan, a biracial group of residents, homeowners, and small businessmen in the area once proposed for the Adams-Morgan urban renewal plan, and which is now covered in part by United Planning Organization.

I appear before you to support the budget item for new housing inspectors, and the more than $4 million requested by the Department of Licenses and Inspections, of which the Housing Division is a part. The House of Representatives provided in this budget $180,365 for 11 new housing inspectors. The District asked for 23 GS–7 housing inspectors and 3 GS–9 supervisory officials.

We support these items as being necessary to raise the standard of housing code enforcement and to provide more habitable standard units for low-income District families. The effectiveness of this expenditure, and much of the other expenditures of the Department of Licenses and Inspections, depends upon good code enforcement. Without good housing code enforcement, the entire work of the department is ren-

dered ineffective. Therefore, our support for these budget items is contingent upon a policy of effective enforcement of the District's housing code.

Low-Income Housing Need

The need for low-income housing in the District is an urgent matter today, as it has been for some years, and it is getting worse. Housing-code enforcement is the only way to provide decent, safe, and sanitary housing, and solve the housing crisis here.

The District's slum dwellers have been repeatedly promised decent housing on the National Training School site, the Bolling-Anacostia Air Force Base, and the Southwest urban renewal project, but have not been given such housing or code enforcement, which President Johnson, not once but several times, has told Congress would make slums "decent places to live." Promises without action are a cruel hoax on the poor, as are public welfare payments which subsidize slum lords, and we are told this is a matter of concern to Mr. Brewer, public welfare director.

Our area has been given more publicity than most other areas for its slum and blighted housing units. Last December 7, for instance, the newspapers reported the slum tour in our area by District officials that day. Earlier this year, Senator Joseph D. Tydings toured these same slums just prior to hearings by his District Subcommittee on his District of Columbia slum-repair bill, cosponsored by Senators Case and Robert F. Kennedy, and a related District of Columbia slum bill offered by Senator Dominick.

The UPO has been given large sums by the Office of Economic Opportunity for work in our area, it has a working arrangement with other District agencies, and has conducted a census of slum housing in our area and elsewhere in the District.

Statements by President Johnson

The Independent Citizens of Adams-Morgan would be pleased to accompany members of this committee on a tour of slum housing in our area, and we urge you to make such a tour before you recommend new appropriations for housing inspectors. We have repeatedly called for code enforcement and, as proof of this, we submit for your information a copy of the statement we presented to the District Commissioners on this subject. We agree with President Johnson's statements, in his message to Congress on the District of Columbia on February 15, 1965, in which he said:

> There must be vigorous and prompt enforcement of the housing code, particularly in those areas where continuing deterioration may escalate into irrecoverable slums. Too little effort has been exerted to assure that violations are detected and corrected promptly. Both tenants and landlords must be made aware of their responsibilities as well as their rights.

In his housing message to Congress on March 2, 1965, he called for:

> . . . stricter enforcement of housing codes by communities receiving Federal aid, thus mounting an intensified attack on slums.

He added:

> We have concentrated almost all our past efforts on building new units, when it is often possible to improve, rebuild, and rehabitate existing homes with less cost and less human dislocation. Even some areas now classed as slums can be made decent places to live with intensive rehabilitation.

That is the end of quotes from the President's message.

There is no point in inspecting housing if the housing code is not enforced in all of its essential elements. We hope this committee will back up President Johnson by requiring by a limitation, or qualification, on the funds which it recommends to the District budget not only a vigorous, citywide enforcement of the housing code without fear or favor—and not just in response to Action Line in the Star newspaper—but that the housing code be enforced in line with the spirit of the President's messages which we have cited.

District Commissioners 1964 Workable Program

We don't mean to give the impression that it is a difficult and all but impossible task to enforce the code. The workable program filed by the District Commissioners for fiscal 1964 declared that:

> As of June 3, 1964, there are 66 premises—in Adams-Morgan—which are not yet brought into compliance with the requirements of the housing regulations.

Why should 66 low-income families be forced to live in substandard housing where, according to another District report on Adams-Morgan:

> . . . only repairs absolutely essential to health and safety were required . . . ?

Another District statement on Adams-Morgan must have held out small comfort to slum dwellers when it said that:

> . . . the compliance record in area C of Adams-Morgan would undoubtedly have been better except for the fact that 253 residences were "held for planning" . . .

Congress has provided in the workable program that the local housing code must be enforced or Federal aid for urban renewal will be cut off, and more than 150 cities have been denied Federal aid for failing to enforce the housing code. We do not know why Washington's urban renewal program should bear a charmed life.

This committee would make history if it required that the housing code be enforced in compliance with the laws of Congress. We should have housing code enforcement in Adams-Morgan on an equal basis with Spring Valley, Georgetown, and other favored sections of the District.

Washington Post Survey

There is undoubtedly strong support for such meaningful code enforcement, which is the only way to get rid of rats and slums. A survey made for the Washington Post by the noted pollster Louis Harris, and reported in that newspaper on October 2, 1966, found that 45 percent of the Negroes feel housing is a major problem, and they want, among other things, a drive to wipe out slums, lower rents, and for stricter building codes. According to the Post report:

> The personal complaints tend to bear out statistics recently compiled by the National Capital Planning Commission. The Commission called housing the foremost problem for the city. The report said 41.5 percent of Washington families occupy housing that is either inadequate or too costly.

We would like to commend the Washington Post report on this survey by Louis Harris, as well as a letter in the Washington Afro-American of January 1, 1966, by Mr. John R. Immer, president of the

Federation of Citizens Associations, in which the federation calls for code enforcement and, of particular interest to us, funds for a code enforcement project covering the entire Cardozo area, part of which is our slum and blighted area.

Since these items will be helpful to your committee, we would be glad to include them for your information. We also strongly support a Department of Housing, as will be recommended by Mr. Immer in his testimony today.

Thank you.

(The documents follow:)

TAXPAYERS' AND PROPERTY OWNERS' ALTERNATIVE LOW-COST 5-YEAR PLAN FOR SECURING COMPLETE REHABILITATION OF THE ADAMS-MORGAN AREA BY PRIVATE ENTERPRISE

We, the undersigned taxpayers and property owners of the residential and business sectors of the Adams-Morgan Area respectfully submit for your consideration and action the following taxpayers' and property owners' alternative low-cost 5-year plan for securing complete rehabilitation of the Adams-Morgan Area by private enterprise without cost to the Federal Government, and without use of Federal urban renewal funds. All that is needed is the aid and encouragement of the District of Columbia Government as originally proposed by the citizens of the Adams-Morgan Area and contemplated by the District Commissioners when they applied for the $125,000 grant of Federal funds for a demonstration project.

BACKGROUND

President Johnson said, in signing the Housing Act of 1964 into law, that: "The plight of property owners in urban renewal areas is recognized in this measure. Provision is made so that they can rehabilitate their homes and businesses instead of having to move from the path of the bulldozers. Looking ahead, this measure assists local communities in enforcing housing codes so blight does not develop or persist in the future."

According to the *Evening Star* of January 8, 1965 (page B-3) the new staff plan for urban renewal in the scaled-down Adams-Morgan Project Area "will displace 1,548 families and single persons, plus 90 existing commercial establishments of a total of 220, and 28 light industrial firms of 35 now existing in the area."

Obviously this revised plan does not meet the humane and moderate provisions set forth by President Johnson in signing the Housing Act of 1964 into law. That this is apparently recognized by the members of the National Capital Planning Commission is shown by the following report in the *Evening Star* article mentioned above:

"The agency's Urban Renewal Committee and the full commission itself emphasized the proposal was a draft only and carried no endorsement.

"Mrs. James H. Rowe said members were concerned, for one thing, over displacement of many small business firms that would be required and about 'what provisions will be made for those establishments.'

"Walter N. Louchheim, Jr., chairman of the Urban Renewal Committee, said: "'We haven't tried to sell it to anybody and we haven't even endorsed it.'"

PROVISIONS OF THE TAXPAYERS' AND PROPERTY OWNERS' ALTERNATIVE LOW-COST 5-YEAR PLAN FOR SECURING COMPLETE REHABILITATION OF THE ADAMS-MORGAN AREA BY PRIVATE ENTERPRISE

1. Do not approve any urban renewal plan which fails to include the humane and moderate provisions President Johnson stated were in the Housing Act of 1964. The President's interpretation of the Housing Act of 1964 should be controlling in the development of any urban renewal plan for the Adams-Morgan Area. In other words, any such urban renewal plan should not call for (1) the destruction of any structurally sound residential or business building, or (2) the removal from the area of any commercial establishment or light industrial firm.

2. Provide intensive enforcement of the D.C. codes for a 5-year period in the area within the revised boundaries of the Adams-Morgan Area. This would amend the recommendations of the District Commissioners to the National Capital Planning Commission under date of December 16, 1964 where it is stated that "The Board of Commissioners intends to continue intensive enforcement of D.C. codes in those parts of the original Adams-Morgan Area recommended for exclusion by the revised boundaries. At a later date the Board may consider developing a Code Enforcement Project under provisions of the Housing Act of 1964 for the areas adjacent to the revised boundaries."

3. Proceed immediately to take all necessary steps to provide public improvements in the Adams-Morgan Area, such as schools, the extension of Happy Hollow Playground ($400,000 plus about six years' interest is on hand for this recreation facility), the new number 9 Fire House, a library, etc., using the powers already available to the District Government agencies concerned. Such facilities are provided in non-urban renewal areas of the District of Columbia, and could similarly be provided in the Adams-Morgan Area without recourse to urban renewal.

4. Change present zoning classifications, where desirable and needed, thus giving present property owners an opportunity to bring their property up to its highest use, rather than to pass this enhancement in value on to the future "developers of choice" as named by the Redevelopment Land Agency. Urban Renewal is not necessary to provide needed zoning changes and, in fact, zoning changes should be provided separate and apart from urban renewal.

5. Encourage and assist private enterprise and nonprofit groups and institutions to provide low-income housing through rehabilitation of existing housing, and in the construction of new housing under sections 221(d)(2) and 221(d)(3) of the National Housing Act in the Adams-Morgan Area in the same way the Kiwanis Foundation was encouraged and assisted to provide such housing in the Marshall Heights Area. Urban Renewal is not needed for this purpose, and in fact has never provided such housing.

6. Take full advantage of the relocation services provided by Public Law 88-629 (approved October 6, 1964), in rehousing families displaced by public actions in the Adams-Morgan Area, and seek additional broadening of this Public Law to cover those situations where families are displaced through enforcement of the D.C. codes.

7. Work with all bona fide Adams-Morgan Area organizations, block groups, businessmen, home owners, and other property owners, and with nonprofit institutions in the attainment of high, acceptable community goals in the Adams-Morgan Area, progressing under the twin compulsion of code enforcement and new-image, unselfish private enterprise at work for the people and their true needs.

We would appreciate your immediate consideration and action upon the proposals set forth above.

Sincerely,

Midway Civic Association:
Frank Davis, President
Edward F. MacClane, Past President

Property Owners Protective and Improvement Association:
William Webster, President
Mrs. George A. Parker
Mrs. Annie Miles
Mrs. Essie Miles

18th and Columbia Road Business Preservation Association:
Tom Smith
George Dravillas

Lanier Place Protective Association:
Dr. Myron B. Smith
Frank Rogers

Mintwood Place Income Producing Property Owners:
Mrs. Elsie Alsberg
Julius Alsberg
Mrs. Olivia Ervin

Independent Property Owners:
Riggs Bank-Donald McCormack
Cherner Motor Co.
Mrs. Mildred Gott Bryan
E. Fulton Brylawski
Donald Brown - MGB Associates
Joseph Solem
Mrs. Angela Fox - Ontario Road
Miss DeWitt Plummer — Ontario Road

Independent Citizens of Adams-Morgan:
Dutton Ferguson, President
James Patten, Vice President
Mrs. Edw. B. Kuhne, Secretary
Mrs. Alva A. Dawson
1700, U Street Block Council:
Mrs. Wilhelmina Wallace
Mrs. Josephine Bailey
Mrs. William Shepherd
Light Industrial Institute:
A. J. Hackl
John Jarboe
C. I. Smith
Kalorama Block Council:
Mrs. Geneva Valentine
Kalorama Citizens Association:
Mrs. Charles D. Collins, President
Mr. John Kyle
Thomas Kent
Mrs. Edw. Pilson
Kalorama Restoration Society:
John Barr, President
Frederick Mascioli, Past President
Louis Montague
Federation of Citizens Associations:
John R. Immer, President
Col. Wm. A. Roberts

[From the Washington Post, Oct. 2, 1966]

THIS IS WASHINGTON—CRIME IS TOP PROBLEM IN DISTRICT, AREA'S NEGROES AND WHITES AGREE

The No. 1 worry in Washington is crime. And Negroes are more worried than whites.

When a cross-section of 1500 people was asked to name the two or three biggest problems that "something should be done about" in the Washington area, more than half singled out crime and other areas of law enforcement.

"More than in most cities crime is a top issue in Washington," reports Louis Harris, who carried out the survey of public attitudes for The Washington Post.

The Post-Harris survey reflects the deep concern of Negroes, who, as is often forgotten by whites, are the ones who suffer the most from crimes carried out by other Negroes (more than 4 in 5 such victims are Negroes themselves). It is Negro families who are most threatened and hurt by a rising crime wave in a community.

Fifty-seven per cent of the Negroes interviewed saw crime as the top-priority problem for the Washington area. Fifty per cent of the whites expressed the same concern.

Other big problems that Washington people want to see something done about are: Traffic and transportation (the No. 2 irritant to commuting whites); bad housing (second to crime as a concern for Negroes); civil rights, education, and jobs and poverty (especially for Negroes).

Here are the priority lineups when whites and Negroes list community problems:

NEGROES

1. Crime and law enforcement.
2. Housing.
3. Education.
4. Jobs and poverty.
5. Transportation, civil rights, and race.
6. Home rule, high cost of living.

WHITES

1. Crime and law enforcement.
2. Transportation and traffic.
3. Civil rights and race.
4. Housing.
5. Education.
6. High cost of living, home rule.

A sampling of quotations from both Negroes and whites underscores the feelings about the crime menace:

"It is the worst problem. We had three killings within two blocks in two weeks."—Gabriel Barbieri, a white waiter, who lives at 3172 18th st. nw.

"I'm scared stiff to go out alone. How can decent people expect to live if we can't go out at night."—A young Negro woman who lives at Foggy Bottom.

"I'd like to get out in the evenings or daytime even, but I don't anymore. It's not safe."—A 74-year-old white woman who lives alone in an Alexandria apartment.

I haven't gone out after dark by myself for two years . . . . I was held up eight times . . . My nerves were going to pieces. I sold out."—A 48-year-old Negro woman who sold her grocery near the Navy Yard.

These quotes reflect the very real fear of crime in Washington. Other cities may have higher crime rates but Washington seems to worry more.

White suburbanites tend to view crime in the Streets as a Washington problem and a Negro problem. It is crime in Washington streets, where the area's Negroes live. It is also the ghetto of the area's poor—a fact they often overlook.

"Negroes and crime" was the combination answer from a young Arlington housewife when she was asked what Washington's biggest problems are.

Again and again, whites talked about the "undesirables" in the streets of Washington. They left no doubt as to the color of the "undesirables."

Actually, more Negroes (14 per cent) than whites (10 per cent) mentioned the need "to wipe out crime." And Negroes and whites equally called for stricter law enforcement.

But twice as many whites wanted more policemen to fight crime. For Negroes, the situation is double-edged: They want more police protection but there is still the underlying distrust of the policeman as the white man's figure of authority. Yet 1 in 10 replied they wanted a larger—and better—police force.

TRAFFIC PROBLEM CITED

The commuting white people of the area see traffic and transportation as second only to crime as the city's biggest problem. Whereas crime makes them afraid, the state of transportation makes them angry and frustrated.

Forty-three per cent of the people interviewed—the whites far more than the Negroes—say that something must be done to lessen the ordeal of getting from one place to the other in the Washington area.

Nothing angers a suburbanite more than fighting traffic jams and then being unable to find a parking space when he finally gets where he wants to go.

"Sometimes I think there are more cars than people. I dread going downtown into the District," said one Arlington woman. More than a third of suburban families own two cars.

DISTRUST FREEWAYS

Negroes also have their transportation complaints, although they are not nearly so upset as the white people are. They are dissatisfied with the existing bus service. But to many Negroes, highways—which often slice through their neighborhoods—are freeways for the white commuter to speed to his segregated neighborhood in the suburbs.

Both Negroes and whites agree that there should be better public transportation and want some form of high-speed rapid transit.

"The subway would be a solution. Better still the monorail. Anything but buses," says James Deckert, of 4414 N. Carlyn Springs rd., Arlington, a computer programmer.

Rapid transit, he feels, would help alleviate air pollution and go a long way toward solving the parking problem too.

If traffic angers white suburbanites, bad housing deeply distresses the Negro in the District.

HOUSING PROBLEM

Harris found that 45 percent of the Negroes feel housing is a major problem that needs public action. Only a third as many whites are disturbed about housing.

Negroes want more public housing, a drive to wipe out the slums, lower rents, Government subsidies and stricter building codes.

The personal complaints tend to bear out statistics recently compiled by the National Capital Planning Commission. The Commission called housing the foremost problem for the city. The report said 41.5 per cent of Washington families occupy housing that is either inadequate or too costly.

"This slum stinks," said a Negro woman who rents a four-room house in the Southeast. "We pay $125 a month rent for this shack . . . the noise of the people on the streets all night long. I would live anywhere else but in this stinking place.

POOR BEAR BURDEN

It is the poor—white as well as Negro—who bear the main burden of bad housing.

"You call this hole in a wall with windows and doors a decent living?" asked a white woman who also lives in the Southeast. "My welfare checks allows only $37 a month for shelter."

Many whites are just as quick to point out that the District is far from a haven for any middle-class white family. Both Negroes and whites complain of high rents and the lack of housing that middle-income people can afford.

The problem of getting a good education for their children was mentioned by 1 of 4 Negroes interviewed. It was their third priority, and they said the city needs more schools and more money for teachers. Their concern is double that of the Whites, who have little personal stake in a District school system now more than 90 percent Negro.

For whites, civil rights—and the implied problems of race relations—is third on the problem list. One in four mentioned this. Only half as many Negroes did. But race also permeates many of the other problems mentioned.

Both Negroes and whites see the need to break up the city ghetto. For some whites, the answer to all their problems is simple: "Keep the Negroes in their place" or "Get them out of the Capital."

One in five Negroes is worried about jobs and poverty. It is the No. 1 problem both for a 17-year-old Negro youth who can't find a job and an unemployed father of six.

"Poverty, jobs, and crime: They are all related," said a young Negro who broke the cycle for himself recently by graduating from college. "You find jobs, you stop crime. You eliminate poverty, and you stop crime."

* * *

1500 DRAW CITY'S PORTRAIT

"This Is Washington" is a self-portrait of a community by the people living in it.

What kind of people are they? How do they feel about Washington as a hometown? What are their complaints, hopes, likes and dislikes, frustrations, and opinions on public issues—from race relations to losing baseball teams?

To try to find out, The Washington Post turned to Louis Harris Associates, the firm of public opinion analysts. Fifty interviewers talked to 1,500 persons, chosen by a statistician's random sampling to cut a cross-section across the District and its Maryland-Virginia suburbs.

They turned up, among others, a Buddhist and an 18-year-old bride just married that morning (she completed the questionnaire but wasn't too concerned about civil problems at the time).

The questionnaires—almost 400 pounds of them—were sent to New York City. There the answers were digested by computers and dissected by public opinion specialists. Three Washington Post reporters gleaned quotes from the questionnaries and reviewed results.

This is the basis for the series that starts today.

[From the Washington Afro-American, Jan. 1, 1966]

OUR READERS SAY: ASKS CODE

DEAR AFRO: The Federation of Citizens Associations of the District of Columbia, representing over 20,000 citizens of whom over 1,000 are colored, strongly supports Congressman Widnall's demand for code enforcement in the Cardozo area and other blighted areas of the District.

Such code enforcement is essential to the elimination of sub-standard housing in the District as well as being legally binding on the District as the recipient of urban renewal funds under the workable program.

At this time of the year we are mindful of the need for support of our fighting men in Vietnam and an equal need for economy in our programs at home. Thus, we realize that when Congress convenes on January 10 it will be the forum of a major guns vs. butter debate on the President's budget.

Economy forces will oppose offsetting the mounting costs of the Vietnam fighting and Great Society programs with tax increases. The solution must be found in cutting back the wasteful and business-as-usual space, urban renewal and highway programs which are costing billions and are tyng up much of the nation's productive forces and materials.

Here in the District, for example, the Board of Commissioners, R.L.A. NCPC and the White House Advisor on District Affairs are urging full speed ahead on these commercial renewal projects which will cost more than $500,000,000.

These projects include F Street Demonstration Project, Downtown Pennsylvania Ave. and the Mt. Vernon Square projects. Much of this planning is against and outside of the Housing Act of 1965 which called for code enforcement and rehabilitation rather than bulldozing.

The destruction of the Willard and Washington hotels, as proposed in the Pennsylvania Avenue Plan and their replacement by a new hotel in the next block, would undoubtedly be illegal, is patently absurd and is extravagantly wasteful.

The Washington Post reported on December 23 that the Metropolitan Board of Trade wants housing for the District's poor families assigned top priority in the city's urban renewal program, the setting of clear standards for urban renewal project eligibility, and the use of zoning methods other than renewal—such as code enforcement—whenever possible. The Post added that the Board of Trade has originally "opposed downtown renewal" and insisted that renewal be aimed at lower-income housing entirely until that problem was "solved." After the publication by the Post the "confidential" document, the directors of the Board of Trade "shifted ground."

Thus, does the Washington Post prove its deep and abiding commitment to commercial urban renewal at the expense of the District's low-income housing needs. The Post should be fighting for, not against the District's colored and other poor families.

They should urge a single-minded concentration on providing housing to the complete exclusion of commercial urban renewal until the housing pressure is relieved, which was the original position of the Metropolitan Board of Trade before the Post's publication of a "confidential" document forced it to change its mind.

The failure of UPO and OEO to take full advantage of the code enforcement provisions of the Housing Act of 1965 in the Cardozo Area, and to insist on a code enforcement project covering that area has the effect of protecting slumlords rather than providing housing for the poor.

City officials have also failed to insist on and work for adequate funds for housing code enforcement, and, as a result, slums and blight have spread and the city's poorer families have been victimized.

A housing tour by District officials on December 7 revealed a complete breakdown of code enforcement in the Cardozo Area, which they cynically blame on the failure of Congress to appropriate funds for housing inspectors.

They also claimed Federal Housing officials would not provide funds for a code enforcement project in the Cardozo area, forgetting that President Johnson has given code enforcement in the District top priority in line with the provisions of the Housing Act of 1965. Failure to enforce the Housing Code in the Cardozo Area, while pushing contempt for the poor and for small business bears especially hard on low-income colored families and colored businessmen.

We challenge the City Commissioners, UPO, OEO, the Council of Churches, NCPC, RLA and the Post, Star and News to join in a campaign to obtain Federal funds for a code enforcement project covering the entire Cardozo Area. Until this is done, the District Commissioners should not proceed with any commercial urban renewal projects. The economy forces in Congress will undoubtedly consider the examples we cite.

JOHN R. IMMER,
President, Federation of Citizens Association.

SUBCOMMITTEE RECESS

Senator BARTLETT. There is a rollcall vote in the Senate and this committee will be in recess.

(Whereupon, there was a short recess.)

GENERAL BUDGET MATTERS

STATEMENT OF WARREN W. MORSE, BUSINESS REPRESENTATIVE, GOVERNMENT WORKERS UNION, LOCAL 1, AMERICAN FEDERATION OF STATE, COUNTY & MUNICIPAL EMPLOYEES, AFL–CIO

Pay Scale for School Cafeteria Workers

Senator Byrd (presiding). The subcommittee will resume its sitting. The next witness is Mr. Warren W. Morse. All right, Mr. Morse, you may proceed.

Mr. Morse. I am the Business Representative for Government Workers Union, Local 1, the American Federation of State, County & Municipal Employees, representing a number of District of Columbia Government employees.

For a number of years we have testified on the pay scale for the workers in the public school cafeterias, and the way in which this program is funded. We thought the pay a scandal, and the funding method a disgrace. This year the pay has been increased, for which we are duly grateful, but because of the funding the increase is not enough, and it has been made at the expense of the children.

We obtained for these workers a new classification system, which recognizes the positions of baker, cook, and baker trainee, and assistant manager trainee. To permit the pay raises, food prices have been increased. In those elementary schools where the lunch program is used, all children pay the same price, but this year portions for grades 1 through 3 have been cut. The younger children have been cut back to 1½ ounces of meat, compared with 2 ounces for grades 4 and up.

Meantime, the bakers and the cooks' and bakers' helpers are still receiving the pay of general helpers although the new program was supposed to go into effect September 12, and there are still no assistant manager trainees.

We protest a system which grants a pay raise only on condition that it raise the prices and cut the portions of children's food. We are told that the Congress requires this, that it is a matter of a Federal statute which requires the children to pay the wages of all per diem employees in the school lunch program. If this is true, we think the law should be changed. Food service workers in the schools should be paid from the appropriated funds, just as all other Government workers are.

Operating Expenses Increase

It is estimated that the pay increase will add $147,000 to operating expenses in the current fiscal year. Pending a change in the basic law, we ask that this sum be appropriated directly to permit the food prices and portions to be restored to their former levels.

Department of Sanitary Engineering

With regard to the sanitary engineering, we often enough hear complaints that ours is a dirty city, but unfortunately, no one outside the Department of Sanitary Engineering ever seems to ask what it would take to keep it clean.

It may well be that when it comes to allocating money, the problems of refuse collection cannot compete with such dramatic and glamorous problems as those of welfare, education, and housing. Various civic groups seem content to condemn the Division of Sanitation as inefficient and let it go at that.

The fact is that in the Division of Sanitation both management and labor do a heroic job with too few men and equipment which was never adequate and is now too often archaic. Economy drives always seem to start on this Division's budget, with the result that a vitally important job can never be done well.

For example, the Department calculated that with 166 new positions in the street-cleaning branch, the litter in our streets could be brought under control. The Department of General Administration cut this to 56 new positions. If we want the Nation's Capital to have clean streets, the full figure should be restored.

For years, our fleet of sanitation trucks has been a scandal. These trucks were in bad shape, and looked it. Although they have the heaviest schedule—13 years—some departments replace their trucks every 8 years. Recently, the appearance of the trucks has been improved by painting many of them white. This does not help them run any better, but they look prettier when they break down. Thanks to a management change, the maintenance section has been vastly improved, and trucks no longer go out with faulty brakes and other major defects. In an effort to modernize its fleet, to save money in the long run, and possibly to save lives, the Department has asked for $760,000 for a crash program. This was cut back to $175,000, which is false economy carried to an extreme. We ask that the full sum requested be restored.

All too often the streetcleaners who are expected to take a serious interest in keeping our city streets clean have to work out of toolhouses which can best be described as squalid. Hundreds report each morning to filthy little shacks which hardly suggest that their government regards them as essential workers. Most have no running water, no toilet facilities, other than a tin bucket, and no electricity. Lockers are a very rare luxury for these men.

The present management is making an all-out effort to provide decent quarters for these men, but good intentions cannot prevail over the terrible backlog of years of neglect. We do not know what it would cost to provide proper toolhouses for all these men. The Department has requested $117,000 to construct three new toolhouses, and the Department of General Administration was benign enough to let the request stand. We support this request, and ask that it be doubled, since it would be possible to construct six toolhouses in 1 year.

It is not possible to convey the reality of many of the present toolhouses in words, or even in pictures. Fortunately, perhaps, we cannot bring the odor into this room. We pray, however, that you will give this matter serious attention. There should be minimum standards, at least, for the areas provided for workers to change, wash, and eat their lunch. Were these toolhouses operated by private concerns, the Department of Public Health would close most of them immediately.

UNIFORMS AND LOCKERS

One of the more shocking facts of life in our city government is that the men who work in the sewers have no place to change their clothes

and no lockers. They must come to work, and return home, in the same clothes they wear down into the sewers. Those who have to return home by public transportation feel the need of a place to change most acutely, but even those who drive their own cars have strong feelings on this subject. It is ironic that the men who work in sewers should be among the chief sufferers of the kind of pinch-penny policy which psychiatrists tell us results from an anal fixation.

Throughout the Federal Government—and in almost all city and State governments—men who must work outside or in jobs which are especially dirty are provided uniforms and heavy-duty rainwear. Here, again, the District Government is an exception. Men who work in the collection services must wear their own clothes, and provide their own protection against rain and snow.

We ask for uniforms for all wage board employees in the Department of Sanitary Engineering, and rainwear for men in the collection services, and others who must work in all weather. The need for uniforms is particularly urgent for the workers in Sewer Operations, Construction and Repair, and the Water Pollution Control Plant, where work clothes are subject to more than usual strain and soiling.

Thank you.

Senator BYRD. Thank you, Mr. Morse.

STATEMENT OF MRS. ADELENE M. BICKERDYKE, CAPITOL HILL SOUTHEAST CITIZENS ASSOCIATION

CAPITOL HILL MATTERS

Senator BYRD. The next witness is Mrs. Adelene Bickerdyke, who represents the Capitol Hill Southeast Citizens Association, Inc.

Mrs. BICKERDYKE. Senator Byrd, I am here to present statements prepared by the Capitol Hill Southeast Citizens Association on matters relating largely to Capitol Hill. The organization has included one item in the southwest that will definitely help the Hill.

The northeast schools draw pupils north of the jurisdiction of this group, and so northeast schools have not been included.

The Northeast-Capitol Hill area is definitely improving as a fine residential section, and many of its outstanding citizens belong to the Capitol Hill Southeast Citizens Association. These members work very hard on police matters and recreation problems; requests have been included for northeast recreation.

The total membership of the Capitol Hill Southeast Citizens Association is nearly 800, most of whom are property owners with restored homes or residents who have lived on the Hill for years.

Since the eastern plaza of the U.S. Capitol is being considered, you are urged to preserve what is historically famous, as well as save money by refusing to tear down buildings that should be kept standing. Please remember that a great many new homes are being built, purchased, and occupied by people who will not use the public schools. Consideration of this group is necessary in order to keep all properties on the tax rolls at their highest evaluation.

SCHOOLS AND PLAYGROUNDS

We are presenting many things regarding schools, reactivation of playgrounds, and provisions for personnel and other comments which are too length in the time allotted, so I am going to enter this for the record.

I thank you very much.

Senator BYRD. Thank you, Mrs. Bickerdyke. The statements will be included in the record in their entirety.

(The statements follow:)

1. The Capitol Hill Southeast Citizens Association endorses the replacement and construction of the gymnasium at the Randall Junior High School, First and Eye Streets, Southwest, in the 1967 budget. Many school age pupils live south of the Freeway and can easily reach this junior high school. It will serve a real need.

Plans and specifications	$38,000
Construction	380,000
Equipment	41,000
Total	459,000

2. The Capitol Hill Southeast Citizens Association opposes an addition to the Hine Junior High School either of land or building. The original total asked in the 1967 budget for land, plans and specifications is $1,478,000.

If some group is planning to move in hundreds of school pupils from outlying areas, that agency should be refused permission to make such plans. Land is too valuable on Old Capitol Hill. If Low Cost Housing is planning to crowd its next project with hundreds of school children, they should not be sent to Hine. Rather a block east of Fifteenth and north of L Street, SE., should be purchased and prepared for another junior high school.

Too large a junior high school is impossible to handle. There is no use to spend the money for education if no child in the junior high school is able to be taught properly. Children cannot be herded in like cattle; some care must be given to them. The correct size of a junior high school, if children are to be prepared for life, is five hundred pupils. Then individual care can be given.

Capitol Hill is not only the most historically famous Hill in the United States, but many world travelers consider it the most famous Hill in the world. Capitol Hill is restoring itself, using its own private funds because those who own or are purchasing homes appreciate the Hill. Those home owners have no children, nor do they plan to send children to Hine.

Congress cannot expect heavy taxes from the property owners and then give them no service. For instance, if all the hundreds of school children crowd the stores, the residents and property owners cannot even enter, much less buy anything.

The streets are filthy where children have strewn trash. Schools should be placed and arrangements so made that hundreds of school children there are not on the main streets. The proposed addition to Hine could easily stop the present restoration of the area.

This organization definitely objects to the appropriation of $1,478,000, a sum that will eliminate a restored business and residential section in order to wreck the area with a junior high school too large to teach anyone anything of value.

With the Welfare budget so high and money so desperately needed in the District of Columbia to feed the starving, the Association urges you not to interfere with the restoration program and return that entire area to a slum by erecting school buildings not needed for any pupils now living on Capitol Hill.

The Washington Star about March 10, 1966 reported a cut in the suggested amount of ground to be taken off the tax rolls for Hine.

The Association vigorously objects to taking any valuable business and residential land off tax rolls for an addition to the Hine playground. Sufficient ground is already there, if it is used wisely.

Thank you for a most serious consideration of this statement.

3. The Capitol Hill Southeast Citizens Association objects to taking the houses

and land for the Bryan Playground. Too many houses would be taken and the price is too high—$1,024,000.

4. The Capitol Hill Southeast Citizens Association opposes taking any land in square 1061, block C to D Street, S.E.; 14 to 16 Street, S.E. for a school addition to Payne Elementary. This organization has a petition containing the names of ninety percent of the residents and property owners of that block; the rest could not be reached.

They and the Association protest for the following reasons:

1. The Block will be too expensive; $570,000 will not pay for what is taken; it contains three apartment houses and four business properties.

2. The block, 1061, is built up solidly with no ground space; the properties are well-built and in good condition.

3. The Revenue plan for the District should protect tax income from apartment houses, business properties, and residences.

4. There is no place for the occupants of the block to move elsewhere, either the business places or the apartment house occupants or the home occupied people; all will have to pay greatly increased money that the Government will not refund.

5. For more ground, take down the portable school and repair or improve the smaller building already there. Is it possible to place another story on the large Payne building?

6. The Board of Education eliminated lots 67 through 75 in square 1061 but it is still asking for 3½ acres of valuable built-up property to be taken off the tax rolls.

7. The Nation's Capital cannot possibly build schools for the thousands of children who are arriving as soon as their parents have established residence in the District of Columbia. For example, one house recently reported to this organization contained 26 children.

Capitol Hill is one of the best revenue producing sections in Washington. Why ruin it.

5. The Capitol Hill Southeast Citizens Association opposes using the Market site and Firehouse site, at Seventh and North Carolina Ave., S.E., for anything except the Southeast Market at this time.

The director of Highways and Traffic has reported that his department is using the space behind the fence so he cannot offer it for free parking.

When traffic moves to the Stadium for games, North Carolina Avenue and Seventh Street, S.E., are cleared of all traffic for hours. To use the Firehouse for a Children's Theatre or a swimming pool would only add to the heavy traffic now in the area and during a game, the traffic and tense situation would be intolerable and could become dangerous.

The UPO put the Firehouse building in bad condition; windows are out; debris is stacked beside the house. It should be repaired and stand there empty until the Twentieth and K Street, N.W. Market is cleared out. That should be within the next year. If the Twentieth Street Market stalls are moved into the Southeast Market, more parking will be needed. When the 20th and K Street, N.W. Market closes within the year, the Southeast Market may be crowded with customers. Every foot of parking will be used in the center of the block and behind the Firehouse. There is no space for any playground whatever.

The Eastern Building and Loan Association will be moving from Fourth and Pennsylvania Ave., S.E. in about a year and will occupy all of its ground space.

The Penn Theatre property on whose rear grounds the Market people are now parking, plans to erect "a large new office building complex at its westerly end at Sixth and C Street, S.E. plus a new shopping facility to be built . . . on the site of the Penn Theatre."

The Association opposes taking any land in that block, until the present unsettled conditions are resolved on a permanent basis.

6. The Capitol Hill Southeast Citizens Association deplores the heavy breakage of school windows on Capitol Hill. It has made every effort to reduce the number broken and hopes some improvement will result from the almost constant criticism coupled with worthwhile suggestions to the Superintendent of Schools, the Board of Education and the Board of Commissioners.

This Association recommends additional funds for painting and repairing older buildings as well as the continued night lighting of playgrounds and repairs for the lights. It urges that the accompanying appropriations be joined with a stern memoradum to the District of Columbia Board of Education that it

raise the standards of conduct among pupils and insist that the School Officers make far more effort to preserve what is already built and in good condition, rather than allow and excuse window breaking and school playground light destruction and other unlawful school property destruction caused by low standards of pupil conduct.

The entire sum requested appears to be nearly $3,000,000.

7. Under RECREATION, the ground seems to be available on Capitol Hill but few or no services were offered last summer or fall. No money for personnel was offered and the personnel, if hired, were poorly trained.

The Capitol Hill Southeast Citizens Association asks that money be provided to train the personnel so that they know better how to handle children who have never had training in care of property during their entire lives.

For training of personnel, $50,000.

The Capitol Hill Southeast Citizens Association also asks that funds be provided to open and operate the following playgrounds on Capitol Hill:

1. Ten roving leaders who are like policemen to direct pupils off of the streets, out of the stores where they are causing trouble and out of the government parks that they are destroying and from private property where they are committing nuisances and onto playgrounds where they belong.

For Capitol Hill only, $8,000.

2. For Payne School located at 15th and C Sts., S.E. (where $1,000 worth of window glass damage was done in 1965).

For personnel and equipment, $10,000.

3. For Bryan School, 13th and Independence Ave., S.E.

Equipment and personnel, $10,000.

In the Northeast, the Capitol Hill Southeast Citizens Association requests funds to open and operate the following playgrounds:

1. Maury on Constitution Avenue N.E., between 12th and 13th Sts	$12,000
2. Rosedale at 17th and Gales NE., with swimming pool and enormous grounds	10,000
3. Elliot Junior High at 17th and Constitution Avenue NE., now costing $20,000, an additional	10,000
4. Sherwood at 10th and G Streets NE	6,000
5. Lovejoy at 12th and D Streets NE	12,000
6. Spingarn, 24th and Benning Road NE., where 800 dropouts attend p.m. and evening classes, an additional	6,000
Total amount, for operating only	134,000

8. The Capitol Hill Southeast Citizens Association endorses moving Number Nine Precinct to 13th and Eye Streets, N.E., in the 1966 and 1967 Budgets. The new Location is between two highways, Florida Ave. and New York Avenue, N.E., and is centrally located.

Police going home or to work have to drive through the precinct, which helps to preserve order. They also drive through the industrial section.

The present Number Nine Precinct has eight cell; over Saturday and Sunday, 45 to 50 prisoners are locked up. Since only 4 to a cell are allowed, at present prisoners are taken to the Sixth, Twelfth, and Fourteen Precincts.

At present Number Nine Precinct will house 65 policemen only. The building should be able to accommodate over 178 policemen.

In 1967 plans	$47,000
In 1968 construction	510,000
In 1968 equipment	20,000
Total	577,000

9. The Capitol Hill Southeast Citizens Association is deeply concerned about the sewerage on the slopes of the West Anacostia River. Both sanitary and storm sewers on Capitol Hill are in a section of town that is very old. The problem is widespread.

In dry weather, the stench is terrible, and in wet weather, basements are flooded. The restoration now on the Hill includes basements that have not been used for twenty-five or more years.

From Sixth to Seventeenth on G and E Streets; at Fourth and D Streets, S.E., and the 900 block of East Capitol Street are some of the trouble spots.

This is Capital outlay and should be started immediately. Preparation should be made so eventually the sewers can be separated.

The amount needed in 1967 budget is, $2,000,000.

10. The Capitol Hill Southeast Citizens Association requests funds for a traffic light at Sixth and Pennsylvania Ave., S.E., where the street is most difficult to cross.

The organization also requests funds for a traffic light at 14th Street and Kentucky Avenue, S.E.; there is another street, D that comes into the intersection; all of the streets are exits and entrances for a shopping center facing Fourteenth Street, S.E., of which a SAFEWAY is an important store. Several children have already been injured trying to cross at that intersection.

11. The Capitol Hill Southeast Citizens Association voted to ask that the North West FREEWAY be stopped as to hearing or discussions or plans or specifications until the new Rapid Rail Transpit Plan, proposed by the National Capital Transportation Agency, has been completed.

According to the report of the National Capital Planning Commission, the population of Washington is increasing rapidly. Too many people will be displaced, and there are no houses for them to move into; they cannot be disturbed when no places have been provided.

Also, too much property will be taken from the tax rolls at a time when every penny is needed for paying the bills of the Nation's Capital, as well as to care for the large number of people who arrive in Washington penniless; the Welfare Department will utilize every dollar allotted to it.

12. The Capitol Hill Southeast Citizens Association asks that additional money be appropriated to hire extra, reliable men to increase the number of street cleaners in order to help preserve the beauty and neatness of Washington streets and sidewalks. The Nation's Capital should be a credit to this country, in its cleanliness.

If possible, better sanitation quarters or accommodations for some of the stations should be provided.

Thank you.

STATEMENT OF MRS. ANTHONY SCHWARTZ, PRESIDENT, LEAGUE OF WOMEN VOTERS OF THE DISTRICT OF COLUMBIA

Views on Fiscal 1967 Budget

Senator Byrd. The next witness is Mrs. Anthony Schwartz, president of the League of Women Voters of the District of Columbia.

Mrs. Schwartz. The League of Women Voters of the District of Columbia appreciates this opportunity to express its views on our city's fiscal 1967 budget.

Senator Byrd. Are you Mrs. Schwartz or Mrs. Lewis?

Mrs. Schwartz. I am Mrs. Schwartz.

Senator Byrd. We are very glad to have you with us.

Mrs. Schwartz. We have previously filed with this subcommittee a full statement on budget needs as we see them, and respectfully request that it be included in the record. This statement is by the way of summary, and also to note that the previous one was written before passage of the new revenue bill and without taking into consideration mandatory pay increases for police, firemen, and teachers now approved by both Houses of Congress.

Federal Funds Authorized

We supported the revenue bill as submitted by the administration. We are pleased that the new tax package was enacted substantially as requested, a larger Federal payment authorized, and borrowing authority increased, but disappointed that the

percentage formulas for the last two were not adopted. We are particularly disturbed that increased cost of present services, as represented by the new salary schedules, will largely consume new revenues and preclude necessary expansion of services, the original purpose for seeking additional funds.

President Johnson's budget as submitted, although by no means optimum, made substantial progress toward meeting District of Columbia needs. Now, despite passage of the revenue bill, money is still lacking to satisfy requests.

A partial solution to this dilemma must be maximum use of revenue sources for 1967. This includes: First, appropriation of the full $60 million authorized Federal payment; second, appropriation of the full amount authorized for borrowing; and third, appropriation of District funds for programs which meet requirements of Federal grants-in-aid so as to secure maximum possible Federal matching dollars, especially, in the expensive field of public welfare. And, Senator, we urge your subcommittee and the Congress to act accordingly.

SUMMARY OF SPECIFIC PROGRAM AREAS WITH WHICH LEAGUE IS CONCERNED

The following is a brief summary of the specific program areas which are of particular concern to us.

For public schools, we favor the requests for additional teachers, supervisors, counselors, elementary school librarians, pupil personnel teams, and staff for personnel administration.

We applaud the request for additional funds for an expanded summer school program.

We believe capital outlay requests should be honored both to provide space for growing school enrollment and to replace obsolete buildings.

In public welfare, improved public assistance, we note with pleasure, and child welfare services in 1966 reduced the Junior Village population by about one-third. Continued improvement can eliminate the need for such an institution.

We urge additional positions to increase public assistance services, provide crisis assistance, give emergency shelter, and establish a screening and referral unit.

Large public assistance payments are urgent. So are expansion of child welfare services and of the day-care program, as well as increased board and care payments.

Most important of all, we believe, is the need to remove durational and payment ceiling restrictions on the program of temporary assistance for families of unemployed parents so that it can become eligible for Federal matching funds.

District funds can also be saved and the welfare program improved by deleting many positions for field investigators in the Office of Investigations and Collections.

On public health, we support funds to increase sessions of the Gales Eye Clinic, to add school dental health teams, to strengthen the venereal disease control program, and to initiate a program to deal with pesticide residues in food and milk. We regret deletion in this budget of the Health Department's request for more school nurses and health aids.

We consider capital outlay items for area C and area B Community Health Centers to be of utmost urgency.

We approve requests for medical care. We hope that the bill to allow the District of Columbia to participate in the medical care benefits of the 1965 Social Security Amendments will pass before Congress adjourns so that District funds, matched by the Federal grants-in-aid, can provide more adequate care to the medically indigent of this city.

As for public libraries, we support requests for additional library staff and for capital outlay items to build anew central library, a new midtown branch, and air conditioning for six branches.

As for housing and urban renewal, we support staff increases in the Department of Licenses and Inspections and the Office of Urban Renewal are essential to implement better housing for District of Columbia residents.

As for the Council on Human Relations, we cannot overstress the urgency of providing this severely understaffed agency with five additional employees, a very modest request in the light of the Council's responsibilities and extremely constructive service.

For administration of wage, safety, and hours laws, we urge that increased staff requests for this agency be honored. Its workload has increased recently, and the new minimum-wage law will add to its responsibilities.

As for Metropolitan Washington Council of Governments, we support additional funds requested for the Council of Governments. New duties to plan the orderly development of the metropolitan area and to secure intergovernmental cooperation have increased its importance enormously in the past year.

As for rapid rail transit, we believe the transporation problems in the Washington area require completion of a rapid rail transit system as quickly as it humanly possible. This year's appropriation is of utmost urgency.

Thank you very much.

Senator BYRD. Thank you, Mrs. Schwartz.

STATEMENT OF J. C. TURNER, PRESIDENT, GREATER WASHINGTON CENTRAL LABOR COUNCIL, AFL–CIO

RECOMMENDATIONS ON BUDGET

Senator BYRD. The next witness is Mr. J. C. Turner. Mr. Turner is president of the Greater Washington Central Labor Council, AFL–CIO. Mr. Turner, go right ahead.

Mr. TURNER. A recent visit to White Sulphur Springs, too Senator—a very nice town.

I am J. C. Turner, president of the Greater Washington Central Labor Council, representing more than 125,000 trade unionists, organized to promote programs which will preserve and extend the benefits and privileges of our democracy to all citizens of the District of Columbia.

While we are vitally concerned about the whole budget, we are particularly concerned about those items that deal with the general well-being of the people of the city and, more particularly, with those items

affecting the future of our children. Such matters fall under education, public libraries, recreation, public health, public welfare, and vocational rehabilitation.

Categorically, I would like to compliment the chairman of the House Subcommittee on Appropriations for the fine work he has done to help bring the people of the District of Columbia into the mainstream of American life and to carry them into the space age. It is within the power of the Senate to improve upon Congressman Natcher's noble efforts.

EDUCATION

Education: The District of Columbia public schools should be a showcase of democracy for the people of the Nation and of the world. We must provide quality education for all young men and women of the District of Columbia, and at all educational levels.

When we reflect upon the high number of rejectees for military service, it becomes more imperative that quality education be provided. It is also needed to prevent the further flight into the suburbs of that section of the population who, through taxes, helps pay the costs of Government.

If the numerous students from African, Asian, and Latin-American countries who attend the public schools, as well as our own children and their parents, are to respect the democracy for which our country is supposed to stand, we must eliminate the indecent, substandard old school buildings, extend existing satisfactory ones and, where necessary, build new schools, and provide the necessary teaching and counseling staff, equipment and materials.

Public library: We support the budgetary requests of the public library, both for operation and capital outlay.

Recreation: We support the Recreation Department's request for a broad spectrum of facilities and equipment to enable every child in the Nation's Capital to develop a sound mind within a sound body.

PUBLIC WELFARE

Department of Public Welfare: We are most concerned about protecting those who are least able to protect themselves. These include homeless children, the elderly, the indigent, the disabled, the sick, and the unemployed. We support all measures designed to help ameliorate the lot of these people.

We strongly support the Public Welfare Department's request to remove the following limitations on temporary assistance to families with unemployed parents: (1) the 6 months' time limitation on grants; and (2) the $200 ceiling on grants. We understand that if these two limitations are removed, the District of Columbia will be able to take advantage of Federal matching funds.

We also request the Senate to provide those positions for the various welfare institutions and departmental level jobs, except those dealing with investigations and collections. We already have, for our size, too many of these. We are also opposed to the conduct of some of these latter toward their fellow Americans.

We urge the Senate to support the House action on the following: new positions in public assistance and child welfare and the landlord and tenant service; funds for the job training and placement program;

funds for the day care program; increased funds for foster home payments, including service fees; and funds for the establishment of group homes for dependent children.

Department of Public Health: We believe that funds should be provided for physical examinations for all schoolchildren. Funds should also be provided for those schoolchildren who are unable to obtain private dental service.

We urge passage of legislation to enable the District of Columbia to participate in the medicaid program. We also must provide professional consultation services for nursing homes. We favor expansion of the crippled children's service to five clinical sessions per week.

Because of the increase in the venerial disease rate, we support the Department's request for positions and supplies to control the spread.

We should have a comprehensive, long-term medical treatment program for alcoholics.

We urge the provision of funds for the various neighborhood health centers.

Because of the increase in the number of persons being bitten by rats, we urge provision of positions to strengthen vector control.

We support provisions for positions and equipment for a comprehensive industrial hygiene program.

We strongly urge support of the increase in per diem rates to voluntary hospitals to care for the medically indigent.

Vocational Rehabilitation

Department of Vocational Rehabilitation: We support the Department of Vocational Rehabilitation requests for positions and services to the mentally retarded. We urge restoration of positions for the joint Department of Public Welfare-Department of Vocational Rehabilitation program which has been very helpful to many clients.

We also urge restoration of the three counselor positions and provision of a GS–5 accounting clerk in the Administrative Services section.

Minimum wage law: We urge support for additional staff to meet increased requirements in administering the minimum wage law.

Departments of Licenses and Inspections: We support the provision of two housing improvement officers to carry out education on the housing code; and we support the recommendation for three inspector positions for certification of acceptable relocation housing for persons displaced by governmental action.

Council on Human Relations: In order to enable the Council on Human Relations to more expeditiously carry out its assignment, we support the request for five additional positions.

Transportation: We support the Board of Commissioners in asking for the restoration of funds to continue work on the rapid transit system and the highway program, as requested by the President of the Board of Commissioners, Walter N. Tobriner.

We are delighted to know that the chairman of this subcommittee on the opening day of these hearings, in his public statement, indicated support for funds for these programs.

Revenue and Federal payment: We compliment the House action on the revenue bill to provide more funds to pay for our necessary serv-

ices and improvements, but would like to see more—perhaps next session.

We also compliment Congressman Natcher on his recommendations to extend the city's borrowing and to increase the amount of the Federal payment. Because of the tremendous needs, the Senate could increase the Federal payment closer to that recommended by the late President John F. Kennedy.

In relation to the minimum wage law, it should be noted that the conferees met Friday, and reached agreement, and it is anticipated that in the next few days, the new minimum wage law will be adopted, and certainly it is imperative that enough money be provided the Minimum Wage Board to meet this new load which will be involved in the new law.

Senator BYRD. Thank you, Mr. Turner.

STATEMENT OF JOHN R. IMMER, PRESIDENT, FEDERATION OF CITIZENS ASSOCIATIONS OF THE DISTRICT OF COLUMBIA

VIEWS ON 1967 BUDGET

Senator BYRD. The next witness is Mr. John Immer, president of the Federation of Citizens Associations of the District of Columbia.

Mr. Immer.

Mr. IMMER. Mr. Chairman, I am John R. Immer, president of the Federation of Citizens Associations of the District of Columbia. The budget before you for consideration is a reasonable budget for 1967. It reflects the increased needs of the District. It does not adequately take care of those needs in many areas but is perhaps the best we can do with our present financial limitations.

We are appreciative of the $49 million payment recommended by the House of Representatives as the Federal payment. It reflects a growing realization in Congress, we hope, of the special needs of the District. This payment also proves that home rule is not necessary in order to get the Congress to recognize its responsibility for the District.

The most serious omission in the House-approved budget is the elimination of funds for the start of the subway. We would urge above all else that the full $8,525,000 requested for the start of the subway system be reinstated. If it is considered necessary to retain a balanced budget, we would suggest that the funds be obtained as follows: $3 million from the Department of Sanitary Engineering construction funds and another $2 million from the Department's operations; $2 million from the Highway Department's operations and the balance of $1.5 million from school construction funds. We dislike to have these projects stretched out but it can be done with no permanent damage to the community.

In the meantime, the construction of the subway and of an areawide rapid transit system is of vital concern not only to the District but to our neighboring States of Maryland and Virginia. Failure to start construction on the subway will hold up the entire area transit program by a full year or more.

EMPHASIS ON SCHOOL SYSTEM

Our second emphasis is on the school system. The adequacy of our schools today will determine the size of our relief rolls tomorrow.

We have gone on record as supporting the full operating budget of the schools for the coming year.

Though our immediate needs for school space are great, there is something to be said for phasing out construction over a longer period of time. We would like to point out to you that the increase in number of positions for the schools are all for special enrichment and supporting positions—not for increasing the number of teachers to be made available for teaching the basic subjects such as reading, writing, and arithmetic. This can be done by improving the teaching ratio and adding more teachers for these subjects. The teaching of moral values also needs to be emphasized. Vocational training facilities in our schools should be vastly increased.

The full amount originally requested for vocational rehabilitation should be restored. Society has a responsibility to train people so that they can support themselves.

Housing Need

Housing is another need of our citizens. Within the Department of Licenses and Inspections there is only $1,279,023 for the Housing Division. On numerous occasions President Johnson has called for vigorous code enforcement for the District as a means of providing more housing of standard quality for our poorer families. We support this full amount but only if a policy of vigorous code enforcement is followed. Because of the seriousness of the housing problem in the District, there should be a Department of Housing, not just a Division limited to code enforcement powers.

Within the Recreation Department we would ask particular support for the roving leader program, which is the most effective crime prevention agency we have in the District. Swimming pools are providing a healthful activity for our youngsters and are needed in the central and eastern parts of the city, not in the northwest.

No funds should be made available for the payment of interest on the stadium until a policy is adopted by the Stadium Board of permitting use of the stadium——

Senator Byrd. Let me ask a question. Why do you say, not in the Northwest?

Mr. Immer. Because we believe that the real need for recreation is in the central and in the eastern section of the city. We would certainly be the first to admit that we can always use additional facilities in the northwest part of the city. But, by and large, we feel that there is not the real deprivation involved here.

On the other hand, I think we have to consider the needs of other parts of the city where we have real serious problems of crime prevention, and other social aspects tied into the provision for recreational facilities.

No funds should be made available for the payment of interest on the stadium until a policy is adopted by the Stadium Board of permitting use of the stadium by other groups. The Stadium Board is derelict in its responsibility to the District and to Congress when it ignores other possibilities for income for the stadium. We cannot afford this waste of public funds.

It has been a pleasure to appear before your committee this afternoon and I would be pleased to reply to any questions you may have.

69-796—66——52

Senator BYRD. Thank you, Mr. Immer. I just had the one question.
Mr. IMMER. Thank you, sir.

STATEMENT OF NELSON C. ROOTS, PRESIDENT OF THE DISTRICT OF COLUMBIA FEDERATION OF CIVIC ASSOCIATIONS

Senator BYRD. The next and final witness is Mr. Nelson C. Roots, president of the District of Columbia Federation of Civic Associations. Is Mr. Roots here?

Mr. FRAIN. Senator, I just talked to Nelson Roots, and he had asked someone to appear and read his statement, and he asked me to convey to you a request for him to submit his statement because he wants very much to have a statement in. Of course, he represents a very large group.

Senator BYRD. Yes.

Mr. FRAIN. How much time will he be given?

Senator BYRD. Well, it should be a short statement, and I have it here. What is your name?

Mr. FRAIN. George Frain.

Senator BYRD. Thank you very much. You may be sure that Mr. Root's statement will be placed in the record.

Mr. FRAIN. Thank you, sir.

(The statement appears on p. —.)

Senator BYRD. I am informed the following persons had asked to appear, their names were called and they did not respond. I will call the names once more.

Mrs. Ruth P. Cogen.

Mr. John Monroe.

Mrs. Henrietta S. Wright.

Statements submitted subsequent to the hearing will be accepted and submitted for inclusion in the record.

(The statements follow:)

WELFARE

STATEMENT BY TRAVELERS AID SOCIETY, WASHINGTON, D.C.

By unanimous action of the Board of Directors on February 14, 1966 Travelers Aid Society of Washington, D.C. gives full support to recommendations of the Citizens' Committee on Public Welfare and urges prompt and favorable action on these matters by the Senate Appropriations Committee.

Because of its specialized experience and responsibility for service to the mobile and nonresident poor, Travelers Aid wishes to draw particular attention to one problem which we raised last year and to two areas identified in the Citizens' Committee recommendations for 1966. We would also like to speak to one area in the Department of Education Budget.

STATELESS INFANTS AND MINOR CHILDREN

Before speaking ao any other issues, we would recall that last year in testifying before this Committee, Travelers Aid emphasized the need to revise present residence regulations which now cause minor children of resident parents to lose their residence and which now can make new-born infants stateless until their first birthday. Following last year's hearings, members of this Committe wrote to Travelers Aid expressing their concern and intent to pursue these issues. The restrictions still remain. Infants and small children are still being left without support, which may be urgently needed and to which they would otherwise be entitled, because of unique restrictions enacted in the District in 1962. One situation we have known until recently involved a mother and four children. The mother, a native Washingtonian, had lived with her husband in another community for several years, thus losing her D.C. residence. After her husband's

desertion, she returned to the District, but because she was pregnant at the time she could not carry a child in arms, so left it with another relative until she could arrange for its return. As soon as she regained District residence, Public Assistant was granted for herself and the two older children. She is having to stretch this amount to provide for the third child. Furthermore, by a paper error assistance was originally given to cover the newborn infant, but because the infant was born before the woman regained residence, she is now having to repay the Department of Welfare for assistance given for the infant and try to provide for the infant as well—all out of a monthly check intended to meet the needs of three people. We earnestly trust that the restrictions which create this type of anomalous situation and cause such suffering for innocent people will be reviewed in this session of Congress, and that they can be modified at an early date.

New Public Welfare Programs

Travelers Aid wishes to join with others throughout the community in paying tribute to the Department of Welfare, to its Director, and to the Welfare Commissioner for the major steps they have taken to extend and to initiate new programs for persons in need beginning in the fall of 1965. We urge continuance and expansion of these several programs and the inclusion in the Department budget of funds adequate to further strengthen service, as recommended by the Department and by the Citizens' Committee.

Emergency Family Shelter

We are particularly gratified that in opening the Emergency Family Shelter, the Department established the policy that this resource should be available on the basis of need, providing only that at the time of application the family be living in Washington, intending to remain here. Legal residence per se was not made a prerequisite for this particular program. We believe the establishment of the Emergency Family Shelter to be one of the most creative, forward steps taken by the Department in some time. Already it is providing its effectiveness in holding families together in time of crisis.

Crisis Assistance

Another most significant advance this year has been the establishment of the "Crisis Assistance" Program, i.e., emergency assistance at the time of need—not 36 or 48 hours later. We and others have been pleading for this type of program for a number of years.

Travelers Aid, as essentially an emergency services agency, can attest to the long-range, social and financial saving to the community of assistance given promptly. We regularly experience how a lesser amount of aid given at the onset of need can prevent compounding of the problem and subsequent increased cost of service. We firmly believe it appropriate, however, and urgently ask that Crisis Assistance be available under public auspices to nonresidents as well as to residents in the community. Some day we hope that across the United States residence restrictions can be eliminated for all forms of public aid. At the present, however, we are limiting our request for your consideration to the current program of time-limited Crisis Assistance. We see this as a valid and logical extension of the Emergency Assistance Program, wholly in accord with the policy already established for the Emergency Family Shelter.

It would be our guess, based on our own experience and on exploration with other local agencies, that the dollar amount of the elimination of residence for such assistance would not be great and that in hidden ways the Department is already having to spend money which in part would be saved if such a policy were put into effect.

Of the several hundred families and individuals who apply to Travelers Aid for help each month, most are helped to return to their place of legal residence. These we would not see as appropriate to the present Crisis Assistance program of the Department. Only some 15 to 20 situations per month in our caseload would fall into the Crisis Assistance category. Average monthly costs for this group totals no more than $100. Informal clearance with other agencies suggests that among all of the agencies meeting this type of emergency need, among nonresidents in the District, the cost to the city if these became a community responsibility would probably be no more than $500 to $1000 per month at the

outside. This figure would, of course, be exclusive of the several emergency shelter facilities under both public and private auspices which are now available.

We believe a more important group that would be served by such a program, are either directly or indirectly costing the community money now. This is the unknown number of families and individuals in Washington who are being given whatever help is available by local neighbors, friends, and acquaintances. The help given often jeopardizes the stability of the giver. In some instances, we have evidence to show that assistance to a nonresident has caused the resident family to apply for Public Assistance because their meager reserves have been depleted, and it had been these marginal reserves which had kept them going previously. At the same time that the resident family has foundered while trying to help a needy relative or friend, the amount of assistance they have been able to give has commonly been less than fully met the need of the recipient. Thus the recipient's problems have become compounded, causing increased hardship and greater expenditure of funds, at a later time when the situation has come to the attention of an established agency, including the Department of Welfare, i.e., when the family has achieved legal residence in the District. Had the family been able to turn to the Department for emergency help at the outset, the combination of prompt adequate assisance plus counseling and social planning by the Department staff, might have prevented continuing dependence and deteriorated functioning later, for both residents and newcomers alike.

DAY CARE

A second program which both the Department and the Citizens' Committee have identified as needing expansion is public day care for children. Travelers Aid thoroughly agrees that public day care in Washington should be expanded and that it should be made available to children of working parents where their income is too limited to pay a fee for this essential service. Too often the alternative is to keep a potentially employable parent bound to the home and needing to apply to the community for assistance.

Although the need for day care for children of newcomers to the city has not come to our attention frequently, Travelers Aid does know of families from the depressed localities of Appalachia and other sections of deprivation who have come to Washington seeking to resettle and find a job, for whom day care could have meant the difference between economic independence and either return to nothingness or continuing as dependents in the District of Columbia. In one instance within recent months a mother of three pre-school children had to apply for Aid to Dependent Children as soon as she became a District resident simply because she had not been able to find adequate day care for her children. Had public day care been available to her, she would earlier have been eligible and would have been accepted for work-training under Title V of the Economic Opportunity Act. In other words, had public day care been available to her as a nonresident, not receiving public welfare, she and her youngsters would not now be ongoing dependents of the District of Columbia.

DEPARTMENT OF EDUCATION—TUITION FOR NONRESIDENTS

At this point we would like to draw the attention of this Commitee to a problem in the Department of Education which we urge you to consider. This is the problem of tuition fees for public schooling for nonresident children and youth. The Nonresident Tuition Act, which became effective in the District of Columbia January 30, 1961, is unique to this area. We believe that the original purpose behind the legislation which was to discouraged persons from coming to Washington simply to have their children entered into the D.C. public schools is no longer germane, and we strongly believe it should be totally repealed at the earliest possible date.

Its continuance is causing serious hardship to many persons. In one situation currently known to us, two girls, aged 12 and 13, came to Washington last September to live with an aunt, a long-term District resident, following the death of their mother. The father remained at his job in New York but because he works at night, he felt the girls would be safer living with relatives than remaining at home where they would be unsupervised during the critical evening hours. The father earns $90 a week, sends $25 a week for the girls' maintenance, plus paying for their medical care, clothes, and any other special needs. Because he cannot find an additional $700 for tuition and is unwilling to abandon his children by relinquishing legal custody for them, these girls are about to be

thrown out of school. The problem is that so long as the father, living in another community is providing "care custody and support" for the girls, the fact that the only way the girls can receive 24-hour supervisory care by members of their family is for them to be in Washington cannot be taken into account as a basis for exemption of tuition. The family have three choices. One:—for the girls to move back to New York where they will be unsupervised during their leisure hours. Two:—for the father to technically abandon his children by relinquishing custody to a Washington relative—this less than two years after the mother died in the arms of one of the girls—or, of course, the father can give up his job in New York where he has tenure and try to find a comparable job in Washington.

The real solution for this type of situation, until the Nonresident Tuition Act can be totally repealed, is at least to insert a provision for exemption for social cause, i.e., where the presence of the child in Washington with a nonguardian is in the best interest of the child, particularly when the nonguardian is an immediate relative.

We should note that the Office of The Assistant Superintendent of Schools is as concerned as are we about this type of situation. But they are hamstrung by the restrictive legislation. They can even cite instances of children who have been removed from their mother's home because of molestation by a stepfather and still school tuition is required, unless the mother agrees to relinquish legal custody.

In the past year Travelers Aid has had intensive experience with unattached, job-seeking youth, who have been forced out of their homes in areas of depression to fend for themselves. These young people have come to Washington hoping to find a job. Many, however, are ill-equipped to compete for more than unskilled labor, even though their basic intelligence and their drive make them capable of achievement at a much higher level. Again, because of the tuition restrictions, in this instance unless the youth can prove they are already stably employed and self-supporting, they are not able to be trained for employment at a higher level nor can they attend remedial reading classes. Some young people have even wished to continue their basic education, but have been prevented from doing so because they, too, have not had the funds and could not meet the rigid provisions for exemption.

In short, while across the United States, we are attempting to prevent increased school dropouts, in the District we are in fact forcing children from kindergarten up to stay out or to drop out of school or we are forcing parents and relatives to lie in order to keep their children in school. The older ones once out are unlikely to return.

We urge you to consider elimination of this fee requirement and to open educational opportunity for all children and for all youth living in the District, according to their capacities, not according to technicalities of guardianship or residence. Recent studies have shown that for parents in poverty, whose own education was limited, continuance of education for their children is a primary drive, a basic dream. By continuing these restrictions we are shortchanging the children, the youth, the families involved—and ourselves. We are keeping people at the poverty level by these types of restrictive and punitive regulations. This, we as a community, and as a nation cannot afford to do, especially when they could, and wish to, move forward if we would but open the door.

STATEMENT BY MRS. HOBART A. SPALDING, WASHINGTON, D.C.

I am Alice B. Spalding, ex-Chairman of the Public Welfare Advisory Council, member of the D.C. Health and Welfare Council, and Trustee of the National Council on Crime and Delinquency, hence my deep concern as an individual for appropriations destined for the disposition and care of our delinquent and dependent children, both relating to the Juvenile Court and to the Department of Public Welfare.

First and foremost, I am appalled to see that there is not one penny in the 1967 Budget allocated for Probation Services.

Probation, unlike casework, is not a question of a little being better than none. Children who have been judged worth the risk of freedom on Probation instead of institutionalization, need supervision which will be adequate to keep them out

of further trouble—otherwise this solution can work to their detriment. Most delinquent children are not benefitted by an institution and many are there solely because of the failure of parents to handle them at home. Otherwise we would not have just children from low-income, underprivileged, unstable families at Children's Center in Laurel, Maryland. Nor would we have, on any given day, 100 or more children who are due to go home, except that they have no home.

When there is a chance to keep a child in the community and in school, we should provide the means, not only because it makes common sense financially to weigh the lower cost of Probation against the high cost of an institution, but also because it represents gross negligence of responsibility to confine a human being when he could have gone free under the Probationary system.

Let me commend the Welfare Department's establishment of their first Half-Way House, where a dozen boys at a time may live and either work or go to school until such time as they become independent. We need more such substitute homes, but at least we have a beginning. We have also, now functioning, a house for children on Probation and another for children who do not need the maximum security facility of the Receiving Home. These are encouraging signs of progress.

As for the Welfare institutions for delinquent children and at the Receiving Home (a temporary place of detention), we on the outside must keep in mind that *each child placed there has a date of release back to the community.* What his experience has been, what kind of program, staff attention, individual therapy, is, again, dependent upon the amount of appropriations granted. Especially important is adequate staff, not just for effective programs, but for constant protection and supervision.

Figures on recidivism show us that these institutions fall far short of the mark where they can be called functionally rehabilitative. If you take roll call at the Youth Center at Lorton, Virginia, or at the National Training School for Boys, you will find a truly discouraging number of graduates from our Welfare institutions. This is not to say that the staff there is unqualified or inferior—in fact it was noted in the 1964 Survey made by the National Council on Crime and Delinquency that they measured up to standard and better across the country. We need added staff and added services and far more and better vocational rehabilitation.

It is a startling fact and one not generally realized by the community, that some of our delinquent children are as young as 7 or 8 years old. Last year a 7 year old was finally placed in the Receiving Home by the Police after his *sixth* arrest for breaking and entering! His parents said that they could do nothing with him and he is now at Maple Glen, our institution for younger boy. (I have met this little boy—he is as bright and personable a kid as you can find anywhere). Obviously the victim of poverty and deprivation, it is now up to society to rescue this small piece of human flotsam from the debris—is he doomed to a life of confinement from the age of seven?

Our Juvenile Court and our Department of Public Welfare are superior in their knowledge of what services are needed for our committed, delinquent children.

We must back them up by giving them the needed appropriations for prevention, and for rehabilitation of our children in trouble. I am sure that the Senate Subcommittee will take this under serious and thoughtful consideration.

Sincerely and with thanks for permission to file this statement.

STATEMENT OF SIDNEY Z. MENSH, PRESIDENT, NATIONAL CAPITAL AREA CHILD DAY CARE ASSOCIATION, INC.

My name is Sidney Z. Mensh, President of the National Capital Area Child Day Care Association, Inc., 420 D St., S.E. The Child Day Care Association is an independent organization which contracts with the United Planning Organization to do the group day care phase of the Poverty Program in the District of Columbia. In addition, we offer consulting services and training programs to church-based and privately sponsored day care centers in the Metropolitan Area.

The Child Day Care Association is encouraged by the request of the Department of Public Welfare for day care amounting to $263,174 in the Fiscal Year 1967 Budget. This appropriation will afford the Department the opportunity to have six day care positions and thus give greater time and attention to the needs for day care in the District of Columbia.

Day care has been pointed to specifically as a preventive service. In a statement published by the doctors planning the new Community Mental Health Service program in the District of Columbia the statement was made that quality day care programs can provide one of the best preventive measures for community, mental and physical health. Dr. Carl F. Hansen, Superintendent of Public Schools, stated recently that many children are trapped in classes for slow learners because of undetected or untreated health problems. Good day care programs include health programs which detect problems of young children. Work is done with parents to help them follow through on correction of these problems. Services to preschool children and their families establishes a pattern which can be continued in their later school years.

Good day care programs also offer mothers the opportunity to seek work or to enter training programs. Mothers who already are working have reported they are able to function better on their jobs when they know that their children are taken care of adequately during the day. Many of these mothers previously had haphazard child care plans which led to absenteeism and lack of job efficiency.

The Child Day Care Association through its experience in the operation of day care centers reaffirms its position that day care needs to be a publicly supported program available to a child according to his needs and the needs of his family. We believe the day care program of the Department of Public Welfare is moving in this direction.

Programs such as that of the Child Day Care Association which are supported by the Office of Economic Opportunity are designed for demonstration purposes with the expectation that they will be taken over by the local community in the future. We believe it would be advisable for the Department to consider this in their future planning so as to include a vastly expanded day care operation.

STATEMENT BY MRS. BARBARA FERRELL

My name is Barbara Ferrell. I am a mother of four children. My major concern is the problem of low grants received by those of us on public assistance. Too many of us are forced to live in slum housing and we do not have enough food and clothing for our children or ourselves.

I really do not know just how I make it from one month to the other. I pay $61 for rent and $80 for food; this leaves me a balance of $34 per month to spend for clothing, furniture, household articles, laundry, hair care and everything else that a family might need from month to month.

This time of year is especially hard on us—the time when our children are returning to school. We are always under much stress and strain when trying to prepare our children for returning to school. I often find myself doing without many necessities in order to send them to school looking like anything. In addition, three of my children wear orthopedic shoes, and this puts even more of a strain on our allowance. In spite of all of these things, I am asked to lay away clothes and pay on them from month to month. I am also asked to go through the long process of making a budget when there is so little money.

I am hereby submitting the budgets of six other recipients. These point to the fact that we have too little money on which to operate.

Due to these and many other factors, I urge this committee to strongly consider increasing the grants of those of us on public assistance.

Mrs. A: The amount of my grant is $154 per month. With this, I have these responsibilities:

Rent	$61
Food stamps	52
Detergents	10
Total	123

Also because I have no washing machine, I wash in the bendix which means I spend on the average of $5 to $8 per month washing. Which brings the sum of the amounts of money I spend without buying clothing to $131.

I have three children—one is in school which means I must do without household articles or washing clothes or something to get the things she needs to wear to school plus the needs for my other kids.

Mrs. B: My grant per month is $225. I have six children. My rent is $65 per month. I spend $84 for Food Stamps. I spend an average of $2.70 per week for soap powder and bleach.

Mostly, I spend $10 other than the money I put out for food stamps to get food to last throughout the month because my children are all big eaters. The remainder of this money goes to keep the children in tennis shoes, socks, underclothes and clothing. On a whole I manage pretty well on a tight budget. But I have a problem trying to get school clothing for my children for school.

STATEMENT BY LILIA M. GALLOWAY

MEDICINES

I am here to speak of some of the problems we must face because we must use the Medical Services provided by the welfare department.

We have heard some of our officials say we are Chiselers. Is it fair to call under privileged people chiselers? Would you call a boy fighting in Viet Nam chiseler? Some of our sons are there!

If there was some way for you to know how it feels to walk into a clinic and be treated like dirt! Some people think we are having a glorious time living on P.A.D. Is it glorious to have to live on a diet that actually makes you sick because there is not enough of it? We are not allowed vitamins. We can't get medicine on Holidays, Weekends, because the D.C. Pharmacy is closed. Why can't we have ID cards for medicine at any Drug Store? Have you ever thought we may not be able to get across town, too sick without carfare?

There are some of us who have children who have problems with their feet and legs, they must have special shoes. The doctors give us a prescription for *one* pair of shoes. What is one pair of shoes for a growing child? If one pair doesn't last as long as the doctor thinks they should be refused a new prescription. As a rule the shoes are too large, now how in the world can this help the child's feet? They also have set a price on special shoes based on the budget of 1952–1957.

Now who are the chiselers, the *welfare* or the *recipients?*

STATEMENT OF ANNETTE MOBLEY

My name is Annette Mobley and I live at 1253 Carrollburg Pl. S. W. No one can tell me what it is like to be poor when they are comfortable with plenty of food in their homes. I am a mother with a family of six. My main concern is that I don't get enough money to live decent.

My Problems are:

1. High rent (not enough money)	$72.50
2. Water bill (not enough money)	7.00
3. Food stamps (not enough money)	80.00
4. Gas bill (not enough money):	
Summer	12.00
Winter	50.00
5. Electric bill (not enough money)	8.00
6. Clothing for the kids (not enough money)	(1)
7. School supplies (not enough money)	(1)

[1] No money at all.

If one of my children were to get sick there isn't enough money to take them to the hospital. I cannot plan my children's future when I have to worry from day to day about my bills. I do not enjoy being a Welfare Recipient but I don't have a choice. By living in the nation Capital, I think we should be treated more decent.

I would like to see the Grant's increased, so we can live a healthful and normal life.

Again, all I am asking is a raise in our Welfare Grants. You might be proud of Welfare, but I am not proud of poverty.

STATEMENT OF DOROTHY TAYLOR

My name is Dorothy Taylor, I live at 1337-First St. S. W. Out of a monthly check I received $194.00 per month. I pay $61.00 per month for rent. I pay

$72.00 per month for food stamps. This I can't afford and do you realize that we are starving and ragged despite the fact that this is one of the richest Nations.

We welfare recipients are suffering and we are trapped in homeless situation. We mothers are abandoned by our husbands, ordinarily we cannot work to supplement our allowances for without motherly care these children cost the state 4 to 5 times greater than the expense of keeping such needy families together at 100% of Minimum Standard. Do you realize that our grants are the lowest. Our children are in great need of things that we mothers are unable to give them. Our city is proving the adage, Poverty creates poverty and we are lagging far behind than any city or state in the union.

Realizing its bedrock of importance that you give us an increase in the welfare grants and let us live like human beings.

STATEMENT OF DOROTHY NICKENS

I, Dorothy Nickens of 1200 Delaware avenue, S.W. #418, Petition the District Commissioners, The Department of Welfare and Congress for more money in Welfare Grants. I need it to cover the rising cost of living; that I and all other recipients like me may purchases needed school clothing for our children and last, but not least, to purchase certain articles of clothing for parents that we may make a decent showing at different functions in our children and the betterment of our community.

Out of a monthly check of $168.00 I must pay:

1. Rent	$61.00
2. Food stamps	36.00
3. Television set with option to buy	16.43
4. Telephone bill	6.55

I need the TV Set to keep my children off the street and I need the telephone for emergencies.

Out of the rest, I must buy:

1. Soap Powder
2. Pay for the use of Washing Machine
3. I must purchases other articles necessary for my girls and buy clothing.

STATEMENT OF CATHERINE LAKE

My name is Catherine Lake. I live at 1255a Carrollburg Pl. S.W. I am a Welfare mother of six children.

My sole support depends upon a check of $217.00 per month from Welfare out of which I pay high rent—$72.50 per month.

My gas bill runs from $25.00 to $30.00 per month. Electricity is $15.00 to $20.00 per month. There is not enough money for food. Welfare gives me $76.00 per month in food stamps.

This is just enough money to make me crawl and beg to get things for my children needs. If one of my children gets sick and has to go to the hospital we don't get enough money to get them to the hospital and back home—not enough money for transportation.

Now is the time for the children to go back to school. There is not enough money for school clothing. We do not have enough money to live on in order to live decent. We must get a higher grant.

We, the people of the Welfare, deserve fair treatment with the Welfare Grant.

STATEMENT OF MAGGIE AND ISAAC BURNS

My name is Maggie and Isaac Burns. My sick husband and 12 children lives at 1365 First Street, S.W. We received $197.00 on the 1st and 15th of each month. Out of this comes:

1. Food stamps (every two weeks)	$57.00
2. Rent (per month)	82.00

Do you realize Honorable Members of Congress that while the majority of our money goes into rent and food. My poor children are ragged. For school I brought my kids one outfit, do you know they are out of *clothing*. Do you realize that education improvements cannot be effective when my children are too poorly nourished to learn and too naked to go to school. What good is the

food stamp plan when I don't have enough money to join the food stamp program and benefit from it. Not enough money in the grants.

Please remember that injustice will end only when those are not mistreated become as indignant as those are. We hope that in reading my testimony or hearing it has made you indignant. As a mother or father or brother or sister you should be.

STATEMENT OF RUTH MCKILL

My name is Ruth McKill, I live at 82 N. St. S.W. I received $230.00 a month from the welfare, out of this allowance I pay $88.00 for food stamps, $62.50 for rent.

This is not enough money for me and my family, welfare is keeping me and my family down. It is time Honorable Members of Congress that you know that we people on welfare are suffering. We are asking for an increased in the welfare grants. Every dollar we spent that last year it is just worth 96¢ today. We have not had an increase in our check since 1957. Do you realize we have a right to a decent standard of living including enough money for adequate food, housing and clothing for the entire family. An increase is all we asking for the raise in welfare grants.

STATEMENT OF MARIE REARDON

My name is Marie Reardon, I live at 203 M Street, S.W. #31.

1. I receive a Welfare check which is $92.00 a month.
2. My rent is $61.00 a month.
3. My food stamps are $22.00 a month.
4. Transportation is $5.00 a month.
5. I have only $4.00 left when I pay all of my bills.

The stamps doesn't buy soap and household supplies. My welfare check is so small until it is hard for me to manage without borrowing before the month is out or being without. We are only trying to explain to you how a poor person live which you haven't had to do. Do you Gentlemen realize how far District of Columbia lags behind other States. We are the Capital of the United States, we rank the lowest in our grants of the aged and disabled and the worst in our treatment of children and their mothers. We ought to be ashamed. An increase in our grants will change our desperate condition, our last hope for increased allowances rest with you. Again all we are asking is 10% of what you say is the bare minimum we need for Health and Decency.

Today we call upon you to increase our welfare grants.

HEALTH

STATEMENT OF GERHARD A. GESELL, FIRST VICE PRESIDENT, CHILDREN'S HOSPITAL, DISTRICT OF COLUMBIA

Children's Hospital again strongly urges your Committee and the Congress to provide realistic financial support for the essential services the Hospital is rendering children of the indigent. The report of the House Appropriations Committee recommends payments below those in the budget. The budget recommendations are, moreover, wholly inadequate—indeed, shockingly low. Something must be done this year to raise the payments to Children's Hospital to an adequate level.

The Committee is, I am sure, well aware of the Hospital's desperate plight. The Hospital had a huge operating loss caused largely by the cost of services it renders to children of the indigent. The Hospital for almost 100 years has never refused to give care to a child in need. It is far and away the principal institution caring for sick children of the indigent. Many children who come to the Hospital are not eligible for any public support under existing unreasonable rules and regulations and now receive free care. In those cases where children are eligible for public support, the reimbursement payments made are substantially below the Hospital's audited cost.

Consider these figures. The Hospital has an average audited cost before depreciation of $53.61 a day for bed care and $14.10 per clinic visit. As a result, every medically-indigent child eligible for public support is treated at an aver-

age loss to the Hospital of $13.61 a day if the child is an in-patient and $7.35 if the child visits a clinic.

This is a wide gap between cost and reimbursement. But many thousands of children must also be treated free because they are not eligible for any public support. When these cases are taken into account, the Hospital is getting reimbursed for less than half of its out-of-pocket costs. In the 12 months ending June 30, 1966, services to children of the indigent caused operating losses of about $690,000. The reimbursement gap is widening and the Hospital is going deeper and deeper into the red because it helps sick children who cannot get adequate care anywhere else. Expenses, beyond the Hospital's control, are unavoidably increasing. Nurses must be paid more, laboratory services are more expensive. Our books show the Hospital's expenses have been increasing 15 to 20 percent each year.

There is wide support for the Hospital in the community. Last year 456 clubs, churches and civic organizations contributed to the Hospital as did hundreds of individuals. Our patients who can pay cover their share of the cost but these patients cannot be asked to pay for indigent patients as well. The operations of the Hospital have been thoroughly examined by outside experts employed by the Commissioners, and there is no dispute that the institution is well managed, efficient and its costs proper.

Congress is not meeting its share of the responsibility. Medicare and poverty programs put no operating money in the Hospital's account.

The failure of the Congress to provide for adequate care is both a local and a national disgrace. It is not the fault of the child that he is black or white, that he comes from an unstable family, from no family, or, indeed, that he is born into this world at all. A child is entitled to competent medical care and there is no place the children of the indigent can go except Children's Hospital. Failure to provide adequate medical assistance to the young confounds and cumulates the problems of the Nation's Capital for the future and more tax money must ultimately be paid out. Surely other items in the budget must give way to this essential primary need. Surely Children's Hospital is entitled to reimbursement comparable to the 100 percent reimbursement of cost provided for the elderly under the Medicare Act.

We ask that our audited costs for caring for all children of the indigent be reimbursed from public funds.

EDUCATION

STATEMENT OF HENRIETTA S. WRIGHT, LEGISLATIVE CHAIRMAN, ANNE BEERS SCHOOL PTA

We the members of the Anne Beers Elementary School Parent Teachers Association are asking restoration of funds for the most needed addition to our building. We are also requesting that consideration be given to the construction of another school in the area of 42nd Street and Massachusetts Avenue, S.E. A school in this area is needed to alleviate overcrowded conditions in the Beers School.

Our enrollment has steadily grown to the overwhelming number of 875 pupils. Our school was built to accommodate 640 students and we are now 235 over capacity. We registered 110 kindergarten children last spring. Any kindergarten children registering during the fall will have to go on a waiting list.

There are many new homes being constructed in our school area which are being purchased by families with children of elementary school age. These children will be enrolled in Beers as there is no other school in the area.

We have 21 regular classrooms, 6 sub-standard classes, a reading clinic in the small recreation office in the basement and the counselor's office in a converted book room. We are asking for 11 regular classrooms and 2 basic classrooms, an indoor recreation room and a cafeteria for the children. Our children's lunchroom was taken 5 years ago to make 4 sub-standard classes using portable partitions, the library was also taken for a classroom, the conference room for the special academic class, and two years ago our teacher's room was taken for a remedial reading class. Most of our classes have 35 to 39 children. Our auditorium is used for screening and health purposes as well as for music and physical education, and other visual aid programs.

The addition to Anne Beers School is our number one request. We feel that if more space is not provided for this area soon, we will have a crisis that can only result in an inferior quality of education.

However, we also wish to go on record supporting plans and specifications for a two year junior college, and a four year Liberal Arts College, and a new well equipped Vocational School.

We also support plans and specifications for the Fairfax Village Recreation Center with a swimming pool. Most of our children live two miles from Hillcrest Recreation Center, and approximately the same distance to the Ridge Road Playground. This is entirely too long a distance for small children to walk. We are desirous of having the same quality recreational facilities in the far east area as in upper northwest, beyond Rock Creek Park and Georgetown.

We support public education and don't mind paying taxes, if our children are reaping the cultural benefits that they so rightfully deserve. We cannot be satisfied with any budget that does not provide every child with a full day in school, in a well equipped classroom, and a complete recreation center in the area in which they live.

Thank you for your careful attention.

STATEMENT BY MRS. ELEANOR B. SMOLLAR, VICE PRESIDENT OF DISTRICT OF COLUMBIA CITIZENS FOR BETTER PUBLIC EDUCATION

Thank you, Mr. Chairman and members of this subcommittee, for receiving our statement in support of the school budget for Fiscal Year 1967. We are glad to report increased community interest in and support for the public schools of the District. We appreciate the part Congress has taken in calling our attention to our needs and ask your help in finding ways to meet them.

We feel you would agree that public schools are everybody's business and that our schools in this capital city should be equal to the best anywhere in the country. We suggest that citizens who come to live in Washington should consider it a privilege. We believe that any citizen in the United States should be able to send his children to the public schools here with the assurance that they would find no better schools anywhere.

Appropriations for education have been increased, but we know funds are still not adequate to meet the critical needs of our children. For any given child, lost educational opportunities can never be regained. To the end that we can meet our responsibilities to these children, we ask that this subcommittee restore the items cut from the Board of Education's request which we know represents a minimum statement of school needs.

The desperate need for space constitutes a handicap in every area of education. From kindergarten through high school we are short-changing our children. We have 15,351 more children in the schools than we have "pupil stations," which actually means seats. We anticipate an increase over the next five years of 21,000 students. Many others are waiting to get into kindergarten. In the face of this situation how can anyone possibly justify the cut of 41.2 per cent, or $23,098,100, in the Board's request for capital outlay?

What is actually needed to modernize school facilities and provide for needed educational services in the District, according to Dr. Hansen's model budget is $265,747,000. Lack of space handicaps us in our use of federal funds. In many schools we have no room for libraries, no room for counselors, no room for physical education programs, no gyms, no auditorium space, no lunchrooms, and many of the rooms we have are filled with overcrowded classes.

Even after the D.C. Commissioners and the President restored some of the budget cuts we found ourselves with three and a quarter million dollars missing from the requested operating funds. This cut means the following:

It cuts the expenditures needed for recruiting good teachers in half. Today we are 200 teachers short of our authorization and 43 per cent of the teachers we have are temporary.

It cuts out 71 of the 105 assistant principals requested by the Board of Education. Which of us would like to manage a school of over 1,000 students with no assistants?

It cuts out clerks and aides needed to change our teachers from the highest paid clerks in Washington back to full-time teachers.

It cuts out money to maintain and renovate the sparse physical equipment with which the schools are now operating, thus making further deterioration inevitable.

The picturesque but antiquated Franklin Building and the other dispersed, fragmented units of the school administration make it completely impossible for the staff to function efficiently. Not only is it poorly housed, but the administration is incredibly understaffed. An acceptable minimum might be 60 staff to 1000 pupils. The District of Columbia has 45 to 1000 pupils. Again, our ability to make use of available federal funds is hampered by the lack of staff to carry out the necessary research and planning.

The president of our organization, Miss Flaxie M. Pinkett, an executive with more than a quarter of a century's experience in business management, made the following observations in testifying before the Commissioners and I believe the gentlemen on this committee will appreciate their validity:

"No businessman today can deny the urgency of equipping our children with the knowledge and skills necessary to meet the unique demands of this day and age, nor the critical need of preparing them to become useful members of society . . . *not* a continuing drain on resources and on social progress itself. Without adequately developed manpower and womanpower to fill the jobs and to provide the leadership, there can be no progress—and the District of Columbia will fall rapidly behind other areas where public education is properly performing its role.

"Business and industry have already learned, to their sorrow, the high cost of inadequate education—of inadequate utilization of the vast resources our youth represents. And yet, here in the District of Columbia we have violated almost every sound precept of such resource development: starting with inadequate planning and continuing with poor provision of facilities and understaffing and undermanning of those facilities . . . and remaining, at this stage, without a comprehensive plan for future needs. From every logical *business* point of view, the tremendous investment we must necessarily make in public education cannot hope to bring a fair return until these conditions have been corrected.

"And of course the social and moral implications are even more grave."

We know the citizens of the District of Columbia will support the necessary school budgets, the development and proper financing of public colleges, technical and vocational schools. We support legislation designed to produce additional revenue and we have urged exploration of all possible fiscal sources which would enable the District government to pay the bills for the services we need.

We ask your support, and that of every member of Congress, in our efforts to make the District of Columbia a city in which every one of you would like to be a permanent resident with schools to which you would be proud to send your children.

STATEMENT BY BENJAMIN B. BROWN RELATING TO PLANNED ADDITION AND ALTERATION TO BEERS ELEMENTARY SCHOOL

Gentlemen, the writer has been retained by residents of the 2100 block of 36th Place, S.E., Washington, D.C., who are most directly and adversely affected by the Planned Addition and Alteration to the Beers Elementary School, which is Project No. 10–165, located at Alabama Avenue, S.E. and 36th Place, S.E., Washington, D.C.

The matter has previously been considered by the House Subcommittee and passed ultimately by the House of Representatives.

The reason for this eleventh hour appeal is caused by the fact that the people whose homes would be taken for this Addition did not learn of this project until it was almost too late for them to have appeared and made any representations to the House Committee.

Listed in the estimates set forth by the District of Columbia Board of Education is the estimated cost of $187,000 for the acquisition of the site involved. First and most important, we must state to the Committee that this estimate is grossly inadequate for the type of homes that are involved.

The home owners who are now involved have lived in these homes for an average of approximately two years, most of them having recently purchased their homes and having paid substantial sums for the purchase of the homes and they have made substantial improvements since their purchase.

A study of the area discloses that the Park Service owns a park land directly behind the school, which park land can be acquired for the enlargement of the school, if the same is so essential, at a much more economical and satisfactory price. One of the objections of the School Board to the acquisition of this park land is that the same is located on a rise and that the land is not level.

It is the belief of my clients that the levelling of the land behind the Beers Elementary School would be much cheaper to the District of Columbia taxpayer than the acquisition of the five or six homes involved.

The houses which are in jeopardy of being condemned are all located on the eastern side of the 2100 block of 36th Place, SE. This neighborhood is an integrated neighborhood occupied by people of moderate means and is an excellent example of the integration desired in the District of Columbia. The property pays and contributes to the District of Columbia in real estate taxes a sum in excess of $2,000.00 which sum, of course, will no longer be paid if the property is condemned. The Beers School is located very close to the Maryland line and all the children who would attend the school would come from an area requiring them to cross the major thoroughfares of Pennsylvania Avenue SE, Alabama Avenue, SE, and 38th Street, SE, all of the foregoing being heavily travelled arterial highways.

There are in the opinion of the residents of this area many alternatives which are more advantageous to the school system of the District of Columbia and the children therein than the one planned by the School Board. The present increase in desk space is estimated to be 396 seats. It would appear that ultimately a new school would be necessary to cover the excess of students now attending in the area. This method is probably the most desirable. There is another method previously referred to in this letter such as taking the park land for the enlargement. There is also a public library located within a short city block of the area involved, and this could be considered by the School Board as an alternative. There is another alternative, such as increasing the height of the Beers Elementary School without expanding its size beyond its present boundaries. This, too, should have been thoroughly investigated by the School Board before this plan was adopted.

The residents who are objecting to the expansion of the Beers Elementary School are parents of children of elementary school age and are certainly not objecting to the improvement of the District of Columbia school system. This, of course, is not their desire. However, they believe that this project is one that requires much more study than has gone into the present plans. There is no need to displace five or six families in order to enlarge an elementary school, particularly when there are alternatives which will not displace anyone and would be more beneficial to the school system.

It would appear to the writer that a further study is necessary to determine whether this expansion is required and if so, whether the School Board has chosen the most economical and least disruptive method.

I would appreciate your placing this letter into the record and if possible, to permit a spokesman of the group to appear before your Committee at any time that is convenient to you to explain in great detail the objections outlined above.

If you believe that there is anything more that I can add with a direct conference with you, I would be most happy to bring with me residents of the area who will explain their objections to their expansion of the Beers Elementary School, at some time convenient to you, if it will aid you in making a judgment necessary for the satisfactory dispostion of this problem.

Respectfully,

BENJAMIN B. BROWN.

RECREATION

CONNECTICUT AVENUE CITIZENS ASSOCIATION,
Washington, D.C., August 20, 1966.

Hon. ROBERT BYRD,
Chairman, Subcommittee on Appropriations for the District of Columbia, U.S. Senate, Washington, D.C.

DEAR SENATOR BYRD: Again on March 17, 1966, in regular meeting, the members of the Connecticut Avenue Citizens association unanimously passed the resolution "supporting the full city-wide budget request of the District Recreation Department with specific reference to the planning money for the Fort Reno Recreation Center and the Chevy Chase Community Center for fiscal 1967."

In justification for the request, we respectfully invite your attention to the fact that we have waited some twenty years for our turn on the priority list and have been glad to assist other areas in the city to acquire recreation facilities equally necessary. We now believe the time has come for the children in this area to have a fairer share in the program of the recreation Department.

Thirty-three Northwest Washington organizations representing 20,000 people have endorsed the proposed Fort Reno pool, and both the House and the Senate District Appropriations Subcommittee approved for fiscal '66 an appropriation of $30,000 which was unaccountably deleted by the full Appropriations Committee. Compared with the astronomical sums being spent in other fields, the fiscal '67 budget request for $41,000 and $60,000 for the Fort Reno and Chevy Chase Recreation Centers, respectively, is microscopic.

Because there is a notable paucity of free recreation areas for the children in these districts of Northwest Washington, it is urgently hoped that your Committee will give most serious consideration to our request.

Sincerely yours,

JOHN H. MONROE, *President.*

FRIENDSHIP CITIZENS ASSOCIATION,
Washington, D.C., October 4, 1966.

Hon. ROBERT C. BYRD,
Chairman, Subcommittee on Appropriations for the District of Columbia, U.S. Senate, Washington, D.C.

DEAR SENATOR BYRD: The Friendship Citizens Association, whose territory lies along either side of Wisconsin Avenue, N.W., from Van Ness Street north to the District Line, is concerned about four special items in the 1967 D.C. Appropriation Bill. These items all affect our territory.

1. We recommend restoration of the capital outlay item of a new field house for Woodrow Wilson High School, with conversion of the present gymnasium into a larger library room and additional classrooms. Cost: $77,000. The present gymnasium is one of the most unsatisfactory and unsanitary facilities of its kind in the Washington schools.

2. We recommend restoration of the proposed addition to the Deal Junior High School. Cost: $540,000. These additional rooms are badly needed.

3. We recommend retention of the item for the Fort Reno Recreation Center and Swimming Pool. Cost: $41,000, for plans and specifications. While we are somewhat divided with regard to the swimming pool, our membership is united in its desire to have the recreation center developed, including a field house of two stories height, with adequate-sized rooms to permit its use for adult activities and meetings in the evenings and a teen-age recreation center.

4. We recommend retention of the funds for the Metropolitan Police Dept. for a metropolitan area police computer network and a closed-circuit television system. These two programs should greatly increase the efficiency of our police force.

Will you please make this statement a part of the record of the public hearing being held today?

Respectfully submitted.

Dr. ELLIS HAWORTH, *President.*

STATEMENT OF ETHEL T. ELDRIDGE, PRESIDENT, NORTH MICHIGAN PARK CIVIC ASSOCIATION

RECREATION AT 12TH AND EMERSON STREETS N.E.

Senator Byrd, members of the District Committee, other officials and friends. I am Ethel T. Eldridge, President of the North Michigan Park Civic Association. The Area covered by this group is in the Upper Northeast Section of Washington, near Catholic University. The Joseph Kennedy Institute is located in this Area. It is bounded by Fourteenth Street, Buchanan Street, B & O Railroad tracks and Gallatin Street.

Most of the residents are in the middle income bracket, has an average of four family members. The average family head has at least 2 years of college. There are around 1400 or more families, who reside in the Area. Many professions are represented among the residents. A number of the residents are responsible government officials. These residents, in many cases, represent the first generation of college people in their families.

The drive to give the children a well-rounded life has been a strain on the many home buyers in the Area. Many of the fighters have given up and moved

to other sections of the city. There are many, who prefer to remain in order to attain a good education for their children, within walking distance of their home. We have been plagued with fighting freeways, chartering busses to take the kids to elementary school, each day and trying to think up means of providing wholesome recreation for the youth. The strain is more than most families can afford and is really unfair to have to continue to fight because we desire first class citizenship in our Nation's Capital.

Funds were appropriated about four or five years ago to construct recreation facilities on a site at Twelfth and Emerson Street, Northeast. It is my understanding that the money was spent to purchase the site. The Recreation Department included the plans for hiring or drawing up the plans for the site in the current budget. These funds have been deleted, by your committee. May I ask was any study made of this Area? It does not seem possible that a study was made, because of the lack of any public facility in the Area. Although there are enough elementary children for two schools, in the Area, there is not a public school near No. Michigan Park. We spend over $8,000 a year chartering busses to take the kids to school. We spend gas for our cars taking the kids to recreation sites, swimming pools, etc. We cannot afford this spending. The city of Washington owes these residents some return for our tax dollars. Money is quickly provided to bring the cars in the Area to run down our children, what about investing in their future.

Committee members, I am sure that each one of you have a hobby. If you do not live near a recreation facility you can, at the government's expense, fly to Paris, Italy, etc. for your recreation. We cannot afford to do this. Is it any wonder that parents have to work two jobs to make ends meet. The kids are growing up, stronger and healthier. They do not know how to do without, because the parents have attempted to make up for their lean childhood days. The kids are becoming frustrated, they can't dance off this energy, they can't play ball, etc. These are a few of the many things that children like to do. What do they do with this idle time? They organize gangs and start small wars. Sometimes some of them get killed. How does it feel to have one's blood on one's hands?

The need for recreation in all parts of the country was emphasized this summer. There needs to be a place to channel this energy in a wholesome manner. How can you rightfully cut out the funds for this Area? Trouble now is not confined to the poverty-stricken child, it is, also, brewing in the middle classes. The kids feel that they need recognition as well as the poor. Recreation would solve some of these problems.

It seems that there is money being appropriated to murder the people, by building highways and deprivation of recreation facilities. I am sure that you do not desire this on your conscience when you sleep at night. Are we overcrowded so much that we plan to take care of our housing shortage by indirectly murdering some of our people? You might be killing one of the persons, who could someday save your life. The great weight of molding people's lives is a strain on anyone. You members of this committee hold the destiny of billions of people in your hands.

Recreation may seem to be something that we can do without, but this is one of the greatest fallacies of our times. We cannot afford the luxury of leaving it out of our lives. A healthy mind is a creative mind. Recreation can restore self-confidence in many persons. The old as well as the young should have a place to go to let off steam. The youth will not be responsible for their acts, if some provision is not soon made for their welfare.

Please, we beg you, beseech, to restore this money and help us to attain one of the first class communities in America. The residents are attempting to prove that there is still decency in this City. Are you going to help us? The adjoining Area will use the same facilities, especially a swimming pool, if it were built.

Won't you please permit us to enjoy some of the small luxuries that you are now enjoying? Please restore the funds and permit us to end a battle of ten years duration. The person, who begged for this land, has since had a heart attack and died. May we fulfill the dream that she started for the youth? She spent many hours working with the Youth of our Area. Please help the taxpayers and come up with our funds.

Thank you.

GENERAL BUDGET MATTERS

STATEMENT OF FREDERICK H. BUNTING, CHAIRMAN, D.C. APPROPRIATIONS SUBCOMMITTEE, COMMITTEE OF 100 ON THE FEDERAL CITY

BUDGET REQUEST

The Committee of 100 on the Federal City stated its views on the proposed D.C. Budget for FY 1967 in memoranda submitted to the Senate Subcommittee on DC. Appropriations last Spring. In this brief re-statement on the Budget, attention is centered upon items we feel are of paramount importance.

It should be said at the outset that the Budget has many admirable features. Budget statements, which have been ably buttressed by the testimony of many District Officials, provide convincing argument in support of the bulk of the General Fund proposals. We wish again therefore to express approval of most of the activities and expenditures as well as the proposed sources of the funds required. However, the proposed additional Highway Fund capital outlay is a clear cut exception, and it should be entirely eliminated from the Budget. On the other hand the proposed expenditures for the Metropolitan Police are inadequate and should be augmented; and the same may well be said of the expenditures proposed for the local Courts. Our further views on these and two or three other matters are outlined below.

FEDERAL PAYMENT

The full $60 million Federal Payment, recently authorized by Congress, is wholeheartedly supported by our Committee. We earnestly hope that the entire amount will be appropriated. This amount—about one-sixth of total appropriations called for—is the minimum contribution the Federal Government ought to make to the District in FY 1967, as we see it. And we would hope that the Federal Payment will be determined by the objective "formula" on which the current Payment request is based, or on some other objective criterion, from now on. The Payment issue would thereby be removed once and for all from the political tug of war that has plagued it heretofore. It is another merit of such a method of Payment determination that by taking much of the guess-work out of Budget receipts estimates, it would greatly assist fiscal planning and budgeting activities of District authorities and business alike.

Regardless of the method of computation used, however, any short-fall in the $60 million appropriation requested for FY 1967 would be a matter of serious concern for the District. Inadequate Payments in the past have currently driven District authorities to seek to impose onerous taxes upon District residents, and it seems certain that a short-fall in the current Payment would increase pressures for still heavier local taxation. It is altogether unlikely that the lower income groups would escape the burden of additional excise taxes, although it may also be expected that taxes tending to give added impetus to the exodus of District residents to outlying areas would be imposed. Such eventualities are not in the interest of either the District or the Federal Government.

FEDERAL LOANS

A. $17.2 million for Public Works payable from the *General Fund*.

B. $8.5 million for Rail Rapid Transit.

The Committee of 100 urges favorable action on both these appropriations requests. The General Fund loan, which it is understood will provide funds to help finance an expansion of Public School facilities, is essential to the implementation of the proposed $32.9 million school building and improvements program. It is our considered opinion that the physical plant of the District school system has long been woefully inadequate in many areas of the City, especially those now needing good schools most. It appears to us that upon completion of this building program the situation will be substantially bettered, though even then there will be scant, if any, margin to accommodate an increasing school population. Curtailment of this program will almost certainly create grave social repercussions. If the program is carried through to completion, on the other hand, the District will gain many social advantages. There will also be solid economic advantages, for better schools increase the earning capacity of their alumni and thus the taxable capacity of the community. Our view therefore is that it is truly a productive loan that is here being requested.

The modest loan proposed for Rail Rapid Transit is, as we have long contended, vital to an essential element in any "balanced transportation system" in the Washington area. The area has a crying need for a subway system and it is quite evident that Washington citizens want one. A subway system is also the logical way to meet the needs of most of the people for cheap and fast transport service. It can be constructed without reducing the District's tax base, uprooting homes and business establishments, and destroying the character of the City. It is moreover an integral part of the plans for the development of the District during the next decades. We therefore urge that $8.5 million be appropriated for this loan.

ADDITIONAL GASOLINE TAX

The recently-approved increase by one cent per gallon to the existing tax on gasoline met with the approval of the Committee of 100. We urge, however, that the proceeds should be used for debt service on obligations already incurred, and not as an excuse for increasing the City's already overextended Highway Fund debt.

METROPOLITAN POLICE AND THE COURTS

Since last Spring, events have brought to light two factors justifying the doubts we expressed then as to the adequacy of the amounts budgeted for the Police Department. These factors are: (a) the continuing rise in the rate of *major* crimes in the District, such as homicide and rape, and (b) judicial decisions handed down which affect the rights of persons apprehended by the police prior to their being brought to trial. The first factor clearly calls for a larger and better Police Force, and the second appears to us to make it desirable to improve police training and to provide better equipment. The difficulties of the recruitment effort and the number of drop-outs point to the urgent need for pay-increases all along the line.

As stated before, we were glad to note an additional $158,900 has been allotted to meet costs of the Court of General Sessions in the current Budget. Overcrowded and disorderly conditions in the local Courts, as reported in the press, fully justify increased expenditures in this field. Moreover, if adequate legal counsel is to be provided for the indigent in court cases, the costs of dispensing justice must increase.

If re-examination of the proposed expenditures on the Police and the Courts indicates the need for larger allocations of funds to these services, in view of the increasing difficulties they are encountering, the Committee of 100 would fully support such action.

HIGHWAY FUND CAPITAL OUTLAY

The opposition of the Committee of 100 to many elements in the D.C. Highway Department's proposed highway construction program, as well as any increased indebtedness to finance that program, has been expressed frequently and we wish to reiterate it here. The soundness of our position is being fortified constantly. Take, for example, the Arthur D. Little, Inc., Report, published in March, 1966. This study, undertaken on the request of the President, gives eloquent testimony on the folly of appropriating funds at this time for new highway construction in the Washington area.

The issue is not, as the Natcher Committee suggests, whether "there is a place for both a freeway system and a rail rapid transit system in the Capital city." Washington already has a substantial freeway system; indeed, 30% of its limited land resources are already devoted to public highways. With construction of the freeway projects found justified by the Arthur D. Little Report, Washington will have obligated more Federal aid for "interstate freeways" within its boundaries than it will have contributed to the Interstate Highway Trust Fund throughout the entire period of this Federal program ending in 1973.

Present city-wide unrest over the "highwayman" tactics of District government highway proponents turns primarily on three "interstate" freeway proposals that were not a part of the originally-designated "interstate" system in the National Capital and which were added unilaterally by highway planners in 1961 in derogation of Congressional policy that the Nation's Capital should have a balanced transportation system. These three facilities are the proposed Three Sisters Bridge, North Central and Northeast freeways and their extensions to the central city known as the Potomac Freeway, North Leg-Center Section and East Leg, respectively. Each of these facilities was proposed, as ad-

mitted by D.C. highway planners themselves, on the unwarranted premise that Washington would have no rapid transit system. None of these projects has ever been authorized by Congress or even subjected to comprehensive review by the House or Senate District committees. Their lack of even theoretical justification has been pointed out on numerous occasions by independent studies conducted by the Committee of 100, other local civic planning groups, and the Arthur D. Little report. Last May, a majority of the National Capital Planning Commission likewise found them unwarranted.

This committee will recall that last year there was deep concern expressed "about the absence of effective legislative control over the District of Columbia highway program" and that the committee directed—

"that all future budget estimates for the District of Columbia highway program be presented on the basis only of prior authorization by the respective District legislative committees." (Sen. Rep. No. 333, 89th Cong., 1st Sess. p. 12).

(Except for a proposed third 14th Street Bridge, this directive has not been complied with.

As of January 1, 1966, the District's Highway Fund had a balance available for capital outlay obligations of $172.2 million. (H. Rep. No. 2019, 89th Cong., 2d Sess. p. 6.) Such funds are more than ample to meet foreseeable requirements in FY 1967 for construction projects that have been authorized by Congress. Further appropriations for major highway capital outlay at this time will be treated only as an invitation by the D.C. Highway Department to continue its reckless disregard for existing law, sound city planning and the frequently expressed views of Washington taxpayers.

We are mindful of the claim, by various officials of the D.C. Government, that several controversial freeway proposals are "authorized" by reason of purported approvals thereof by the Planning Commission (under duress) and the D.C. Commissioners. It is our view, however, that these actions are void and of no legal effect, because the agencies' purported action is beyond the authorities granted them by existing law. It is expected that a test case will soon be brought to obtain a judicial determination to this effect.

More than $500 million has been committed to bridge and highway construction in this metropolitan area during the past ten years. This huge expenditure, together with pre-existing highway facilities, provides greater Washington with more than adequate highway facilities for vehicular traffic for the next ten years. If the Rail Rapid Transit program is carried out, present facilities will suffice for an even longer period. To the best of our knowledge, proponents of the proposed Highway Program do not have published traffic count figures on peak-hour vehicular traffic in and out of the District demonstrating the need for additional expressways and bridges across the Potomac. Figures on that subject thus far published by the Highway Department clearly support our estimate of the adequacy of present facilities—for the present and for years to come. (See attached report, "Recent Washington Traffic Developments.")

Your attention is also drawn to the fact that this gargantuan Highway Program will, if carried out, uproot many business establishments and hundreds of families from their homes at a *social* cost sure to be damaging to the community, which has been loud in its protests against the Program. And at the same time it cannot fail to remove still more real property from the tax rolls. We therefore urge you to refuse to appropriate the funds requested for this Program.

RECENT WASHINGTON TRAFFIC DEVELOPMENTS

Despite monthly press releases by the D.C. Highway Department bragging about "new records" in vehicular traffic, the evidence is mounting daily that previous forecasts that are the basis for existing plans for new arterial freeways are worthless.

Indeed, currently the best kept secret from the Washington public is that the travel demands to and from Washington in *1985* are expected to be less than the Mass Transportation Survey of 1959 forecast for *1965!*

The following figures summarize the 1955 and 1965 totals of all peak-hour person trips (auto and transit) entering Washington from the three jurisdictions, compared with the MTS forecast for 1965, the NCTA forecast for 1977, and the D.C. Highway Department's forecast for 1985, originally used by it for the proposed interstate freeway system:

	Montgomery	Prince Georges	Virginia	Total
1955	21,230	26,570	32,170	79,970
1965	27,300	46,290	42,170	114,760
1965 MTS	59,990	76,650	59,920	196,560
1977 NCTA	47,310	80,320	64,360	191,990
1985 DCHD	70,000	118,000	97,000	285,000

Of the three foregoing forecasts, the Mass Transportation Survey forecast has already proved its utter worthlessness. (Despite this fact, the Federal City Council's report of April 1966 characterizes the Mass Transportation Survey plan as the "only one with 'adopted' status at this time", apparently oblivious of the fact that Congress, by legislation in 1960, ordered its revision.)

The "1985" forecast of the Highway Department was quietly abandoned by its sponsor when President Johnson, in January 1966, directed an independent evaluation of freeway planning assumptions. It was this absurdly high forecast that was assumed to be valid by the Clarkeson Engineering Company in its preliminary report for the National Park Service that found no additional bridges are required across the Potomac River.

Most recently, the D.C. Highway Department has retreated to the position that the NCTA forecast (found invalid by the Arthur D. Little study) is reasonably acceptable for the year 1985. This view is documented in the Smith-Voorhees Report on the North Central Freeway, published in April but available to the Arthur D. Little study and cited by it as one of the studies appraised.

The NCTA, of course, found no need for *any* new Potomac River bridges, at 14th Street *or* at Three Sisters. Just how the Highway Department presently rationalizes its position in favor of ten new central area bridge lanes is not known.

While the NCTA recommended a North Central-Northeast Freeway substantially the same as is currently proposed by the D.C. Highway Department, the NCTA's own traffic forecast did not show a need therefor. (It was added by NCTA in the hope—which proved futile—that it would appease pro-freeway critics of rapid transit.)

This lack of need is now confirmed by the Smith-Voorhees report which concludes that the *total* increase in peak-hour travel across the "Columbia Road" cordon line from Rock Creek Park on the west to Minnesota Avenue (east of Kenilworth Freeway) on the east between 1965 and 1985, based on population and employment growths in these corridors, will be 19,000. This is only one-third of the total subway capacity programmed for these corridors—20,000 on the Columbia Heights line and 40,000 on the Silver Spring and Bowie lines proposed by NCTA in 1962 and included in the Commission's proposed 1985 plan.

Considering the fact that the peak-hour *vehicular* traffic entering Washington in the North Central corridor *declined* between 1959 and 1965 (by D.C. Highway Department counts) at the same time as highway capacity was being substantially expanded through widening of such arterials as North Capitol Street, Sherman-New Hampshire and the improvement of Georgia Avenue, 14th Street and 16th Street, it becomes difficult to understand the highway department's logic in now proposing to widen New York Avenue to expressway standards (now in progress), build a six-lane Northeast Freeway (tying into the North Capitol Street Expressway) and also build a six-lane North Central Freeway. The total capacity of these additions would be sufficient to absorb 100% of the 19,000 person increase indicated by the Smith-Voorhees report.

But even the "1977" NCTA forecast bears every indication of being too high for 1985—a factor already examined in detail by the Committee of 100 on the Federal City in its technical reports submitted to NCPC in February 1966. Indeed, increases in travel are even falling below the Committee of 100's projections.

Attached is a résumé comparing the peak-hour traffic entering Washington on the Potomac River bridges, 1955–66, compared with projections by the MTS of 1959 and the NCTA (both in the absence of rapid transit). The chart also indicates the NCTA forecast applied to 1985 population projections, which apparently is the current D.C. Highway Dept. hypothesis. On this basis, the 1966 peak-hour traffic should have been over 20,000 vehicles. Instead, as of May 1966 it was only 18,813. At this rate, it is unlikely that vehicular traffic on the Potomac River bridges will even reach existing bridge capacity (25,000) by 1985 *without* rapid transit.

The most recent traffic statistics issued by the D.C. Highway Department were for the month of July, 1966. July ordinarily is (along with August) one of the two peak traffic months of the year, due primarily to vacation travel.

The accompanying press release boasted of "new records" on two arterial highways leading to central Washington—Theodore Roosevelt Bridge and the Anacostia (11th Street) Bridge. The claim as to Anacostia Bridge was a typical Highway Department error—that bridge was carrying more traffic prior to construction of South Capitol Street Bridge than it does today.

The so-called "record" traffic on Roosevelt Bridge amounted to 35,143 vehicles on an average weekday—less than 40% of the bridge's rated capacity. Next door to Roosevelt Bridge, Memorial Bridge with 46,557 vehicles had the *lowest* volume of traffic since 1948! For all Potomac River bridges, the July 1966 total was down 1,000 from July 1965 and down 2,000 from July 1964.

The Highway Department's records show that the only highways with any significant increases in recent years have been *circumferential* routes—notably the Woodrow Wilson and Cabin John bridges and the Anacostia-Kenilworth beltway "shortcut". In July 1966, for example, traffic on Woodrow Wilson bridge was over twice the volume on the Theodore Roosevelt Bridge.

Indicative of the total absence of any pressing need for added highway capacity serving the North Central corridor is the following comparison of average weekday traffic in July at the peak load points of arterials included in the Highway Department's monthly counts:

Highway	July 1959	July 1962	July 1965	July 1966
16th Street	28,406	31,415	32,992	31,254
13th Street	29,336	27,431	24,175	24,983
Georgia Avenue	38,456	35,770	35,277	35,228
Sherman Avenue	[1]	25,955	25,425	23,583
North Capitol	[2]	[2]	29,006	31,672

[1] Not available—Counting station closed while street being widened.
[2] Not available.

In May of this year, the D.C. Highway Department in cooperation with the Washington Metropolitan Area Transit Commission undertook a complete cordon count of all persons entering central Washington on the Potomac and Anacostia bridges and overland from Montgomery and northern Prince Georges counties. It was then announced that the results would be published in July. They have not yet been released. One may conjecture that the Highway Department is somewhat embarrassed to reveal the results.

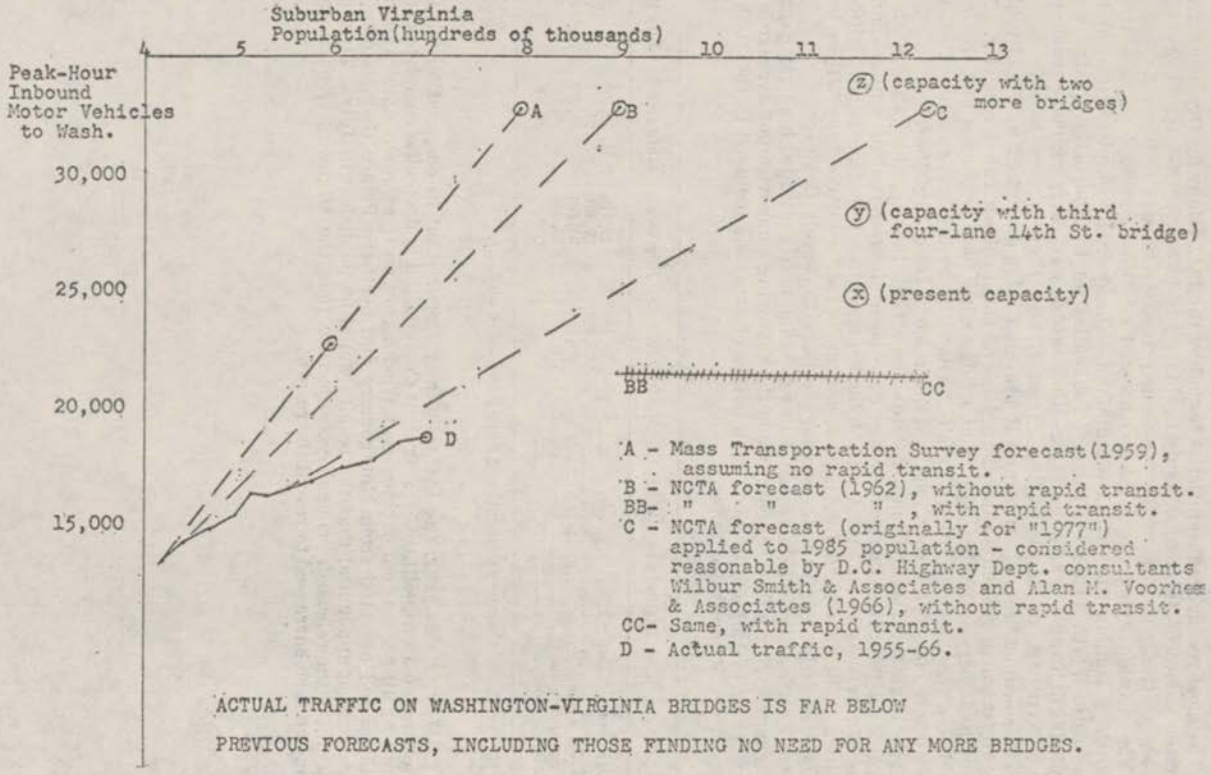

ACTUAL TRAFFIC ON WASHINGTON-VIRGINIA BRIDGES IS FAR BELOW PREVIOUS FORECASTS, INCLUDING THOSE FINDING NO NEED FOR ANY MORE BRIDGES.

Peak hour traffic and capacity, Virginia-Washington bridges, May 1966

Bridge	Lanes	Lane capacity [1]	Rated capacity	Traffic	Ratio (percent)	Unused capacity
14th Street (I-95)	4	1,800	7,200	6,614	91.9	586
Memorial	4	1,500	6,000	3,148	52.5	2,852
Roosevelt (I-66)	3	1,800	5,400	3,224	59.7	2,176
Key	3	1,300	3,900	3,360	86.2	540
Chain	2	1,250	2,500	2,467	98.7	33
Total			25,000	18,813	75.3	6,187
Proposed additions by 1973						
3d 14th Street [2]	2	1,800	3,600			
3 Sisters	3	1,800	5,400			
Projected traffic increase by 1973 [3] (without transit improvements)				2,333		

[1] These are conservative capacity figures, accepted as reasonable by the District of Columbia Highway Department in its January 1965 "rebuttal" to November 1964 study by Committee of 100 on the Federal City; in fact, considerably higher figures are attainable. In May 1966, for example, the average peak-hour traffic on the South Capitol Street Bridge was 1,850 vehicles per lane.
[2] Minimum of 6 lanes (3 inbound) proposed in legislation now pending in Senate.
[3] Assuming growth in next 7 years is the same as last 7 years (1959-66).

STATEMENT BY NELSON C. ROOTS, PRESIDENT, DISTRICT OF COLUMBIA FEDERATION OF CIVIC ASSOCIATIONS, INC.

1967 DISTRICT OF COLUMBIA APPROPRIATION BILL

Mr. Chairman and members of the committee, the D.C. Federation of Civic Associations, with 47 member bodies and an individual membership of some 18,000 persons, wishes to present its view concerning the 1967 D.C. Appropriation Bill.

In the interest of saving time, we shall not repeat our statement on this Bill which was presented in some detail at the hearing held on April 29, 1966, by the House Committee chaired by Mr. William H. Natcher. Our statement appears in the printed record of that hearing on pp. 875-877 of Part II.

Today, we would emphasize three matters:

1. We recommend restoration to the Bill of all capital outlay projects for the Public Schools which were not allowed by the House.

2. We recommend restoration to the Bill of all capital outlay projects for the Recreation Dept. which were not allowed by the House.

3. We urge the inclusion of funds for lighting playgrounds so that they may be used for longer periods in the evening.

Every child should have a seat in a classroom for a full day of schooling every day that the schools are in session. The classroom and the building should be well equipped and should have all the facilities for carrying on a modern program of education. We will not have this situation unless funds are restored for the school system.

The best way to solve the problem of juvenile delinquincy is to prevent it, not punish it, and the best way to prevent it is to have an adequate number of good supervised playgrounds in all parts of the city. We are unhappy that the House disapproved seven projects of the Recreation Dept., with a cost of approximately $800,000. We hope that your Committee will take a more favorable view of these projects.

Thank you.

STATEMENT OF DONALD GREEN, CHAIRMAN, GREATER WASHINGTON CHAPTER, AMERICANS FOR DEMOCRATIC ACTION

Mr. Chairman, in connection with the deliberations of your Subcommittee on H.R. 17636, the District of Columbia appropriations bill, I wish to present to you the views of the Greater Washington Chapter of Americans for Democratic Action.

As you know, the House-passed bill would appropriate $380,650,600 for fiscal 1967, an increase of some $15 million over total fiscal 1966 appropriations, but a cut of some $43 million from the Administration's budget request. We recognize

that the House-passed bill provides an additional $4½ million for operation of D.C. public schools, an additional $8½ million for health and welfare activities, and an additional $1 million for parks and recreation, these amounts over and above the amounts appropriated for fiscal 1966. We appreciate these increases and we take particular pleasure in seeing funds included to make a start on replacing Shaw Junior High School.

However, in spite of these and other increases approved by the House, we believe the budget still fails to reflect or to meet the needs of the District.

A prime omission from the House-passed bill was funds for construction of a rapid rail transit system. The density of automobiles in the District is higher per square mile than in any other city in the nation. Construction of additional highways is eating away valuable taxable properties and public areas and is forcing difficult relocation problems on thousands of home-owners and business establishments. To help relieve these serious problems, to help solve a crisis transportation situation, we urge restoration of the $8,525,000 requested to finance the District's contribution to the rapid rail transit system.

We also urge inclusion in the D.C. appropriation bill of sufficient funds to meet the "five critical welfare needs" of the District of Columbia. These needs include (1) increased support for public welfare activities, particularly in child welfare services and day care services; (2) aid to dependent children of unemployed parents; (3) an effective emergency assistance program; (4) increased public welfare grants up to family subsistence levels; and (5) reduction of the staff of special investigators who have too often acted like crime investigators, harassing and intimidating public assistance recipients and applicants.

Similarly, we urge appropriation of adequate funds now for the health and education programs in the District. We urge such increases in full realization that further increases will be necessary when additional enabling legislation is approved by the Congress, particularly S. 3469 and H.R. 16481, which would authorize the District to participate in the Title 19 medicare program of the Social Security Amendments of 1965. Furthermore, we hope that adequate funds will be made available to get under way as quickly as possible the four-year liberal arts college and two-year junior college.

In both of these areas, health and education, the unmet needs of the District are particularly urgent, and we ask, therefore, that they get priority. We are particularly concerned about the cuts made by the House in funds for construction of additional classroom space, and for additional staff for the public schools. Investment in education will have a big pay-off in terms of developing human resources. We urge therefore that your Subcommittee restore to the budget a substantial part of the capital outlay for school classroom construction and to restore funds for additional personnel that were cut by the House.

Mr. Chairman, we request that this letter be included in the record of hearings by your Subcommittee. Thank you.

SUBCOMMITTEE RECESS

Senator BYRD. This completes the list of witnesses. The subcommittee will recess until 10 o'clock on Thursday morning next.

Thank you very much, ladies and gentlemen.

(Whereupon, at 5:05 p.m., Tuesday, October 4, 1966, the subcommittee adjourned, to reconvene at 4 p.m., on Wednesday, October 5, 1966.)

DISTRICT OF COLUMBIA APPROPRIATIONS FOR FISCAL YEAR 1967

WEDNESDAY, OCTOBER 5, 1966

U.S. SENATE,
SUBCOMMITTEE OF THE COMMITTEE ON APPROPRIATIONS,
Washington, D.C.

The subcommittee met at 4:10 p.m., in room S–128, the Capitol, Hon. Robert C. Byrd (chairman) presiding.

Present: Senator Byrd.

DISTRICT OF COLUMBIA

PUBLIC AFFAIRS OFFICE

STATEMENT OF SAMUEL T. EASTMAN, PUBLIC AFFAIRS OFFICER

AMENDMENT REQUESTED AND JUSTIFICATION

Senator BYRD. The subcommittee will be in order.

The first amendment this afternoon relates to general operating expenses. The 1967 budget estimate is $22,708,000. The House allowance is $22,098,000, a reduction of $610,000. The amendment requested is $790,511, consisting of $92,711 restoration request and $697,800.

The amendment requested and the justification filed in support thereof will be placed in the record.

(The amendment and justification follow:)

(1) Page 3, line 16, strike out "$22,098,000" and insert in lieu thereof "$22,772,600" or a net increase of $674,600 in the appropriation. This amount is comprised of $92,711 restoration request, $697,800 contained in S. Doc. 112, less $115,911 savings through delay in enactment of bill.

(2) Page 3, line 17, strike out "$325,000 and insert in lieu thereof "$425,000" or an increase of $100,000 in the amount available for employees' disability compensation.

(3) Page 3, line 19, strike out "$257,900" and insert in lieu thereof "$254,300" or a reduction of $3,600 in the amount payable from the highway fund.

(4) Page 4, line 8, after the word "investigations" insert the following:

"*Provided further*, That the amount of $257,300 appropriated herein for the Washington Metropolitan Area Transit Authority shall be available only upon the enactment into law of S. 3488, 89th Congress, or similar legislation."

This language is necessary to insure that if legislation approving a Washington Metropolitan Area Transit Authority Compact fails to pass, the amount of money included for this compact cannot be used for any other purpose.

EXECUTIVE OFFICE

AMENDMENT REQUEST AND JUSTIFICATION

Senator BYRD. The first item to be discussed is the Executive Office. The fiscal year 1967 estimate is $638,800. The House allowance is $612,900, a reduction of $25,900.

The amendment requested is $37,732, consisting of $22,732 for the Public Information Unit, and $15,000 restoration request for the Washington Convention and Visitors Bureau.

The justification filed in support thereof will be placed in the record.

(The justification follows:)

Analysis of amendment requested

Position (grade and title) or item	Number requested	Personnel compensation	Personal benefits	Other	Total	Deduct 1968 funding	Net 1967 request
Public Information Unit:							
GS–11 public information specialist	1	$8,961	$692	$264	$9,917	$4,827	$5,090
GS–7 public information officer	1	6,269	511	620	7,400	3,390	4,010
GS–5 information clerk	4	20,724	1,748	1,680	24,152	11,230	12,922
Office equipment				510	510		510
Supplies and materials				200	200		200
Washington Convention and Visitor's Bureau				15,000	15,000		15,000
Total	6	35,954	2,951	18,274	57,179	19,447	37,732

Public Information Unit, $22,732: The funds requested in S. Doc. 12 will provide six positions to staff a new information and referral office as a central source to which any individual, knowing neither the intricacies, jurisdictions nor locations of the various departments, agencies, boards or commissions of the District Government can turn for information, inquiry or complaint. This Unit, patterned after, but in a smaller size to similar units in other large cities, will: expedite requests for information, process complaints, provide a central library of District information, pamphlets, publications and maps. This office will be readily accessible and will be open extra hours for the convenience of the public.

The Public Information Unit has two basic responsibilities: (1) channeling information about District Government activities and plans to the public and (2) strengthening the city's lines of communication with Congress. In the area of information, the Unit maintains close contacts with the Commissioners and other city officials, on the one hand, and with reporters with the newspapers, and radio and television stations on the other. In the congressional relations area, the Public Affairs Officer works primarily with congressional staff aids to supplement the Commissioners' top-level liaison relationship with members of Congress and the technical work of department officials at the Capitol. The Unit also handles picture assignments for the Commissioners and for other city departments.

Comparison of 1967 request with 1966 operation

	1966 available	1967 house allowance	Amendment requested	1967 total
Public affairs officer	1			1
Assistant to the public affairs officer		1		1
Public information specialist			1	1
Photographer	3			3
Public information officer			1	1
Secretary	1			1
Information clerks			4	4
Total	5	1	6	12

Washington Convention and Visitor's Bureau, $15,000: In the face of increasing costs for every-day operation and further in face of the ever-mounting competition for the tourist and convention dollars from every city, area, state and country, the annual budget for the Washington Convention and Visitor's Bureau has increased only 2% over the past five years.

Yet, despite this practically stable operating budget, the number of tourists and conventions coming into the Washington area has continued to climb. It is

a recognized fact that only because of the momentum built up in the promotion of this type of business in the past has increased been at all possible.

But now the city and the Bureau faces an acute financial problem. With the obvious necessity of paying more for printing, postage, personnel and travel—along with all promotional activities—it will no longer be possible to "stay even" with the efforts which have been made up to this time.

Consequently, it is essential that the annual appropriation from the District of Columbia be increased to an appreciable degree. All that is being asked for this fiscal year is a $15,000 increase to the already-established $35,000 appropriation. This, added to the $300,000 expected to be raised from business sources, will give the Bureau a budget of $350,000 which is less than 8.4% over what it was in 1963.

Any business operation, including that of the Federal and District Governments has had to increase operational budgets to a degree much larger than that.

The total tourist and convention product for this area bears repeating here. During the past fiscal year there were more than 9.1 million tourists to this area. In addition, there were well over 500 conventions held in this area. Altogether, these visitors left more than $410 million—fresh money earned elsewhere but spent here.

This volume amounts to an appreciable addition to the area's total product, being second only to the size of the Federal Government payroll.

Further, it is reliably estimated by officials of the Government of the District of Columbia that, of this spending, over $11 million comes directly into the District's tax returns. This amount is out of the spending by visitors alone and does not attempt to include various real estate and other taxes paid by those businesses in Washington whose major reason for existence is to service visitors.

No effort can be made to go into new promotional activities in this fiscal year—the proposed budget will not permit it. While this may not be the best way to approach a totally promotional effort, the facts remain that activities such as the promotion of travel into this area must be adjusted to fit the promotional funds available.

The authoritative organization on travel, the National Association of Travel Organizations, just within the past week released a comparison of budgets available to various states, cities and regions for their travel promotion. Of all those listed among the major tourist areas, Washington was near the bottom of the list for tourist promotion funds available. Compared with Washington's budget of $350,000, there were these significant budgets available:

State of Hawaii	$1,830,000
State of Florida	1,600,000
State of Utah	1,368,000
State of New York	1,200,000
State of Virginia	1,000,000
State of Michigan	927,500
State of Kentucky	800,000

The list is much longer, but the significant fact is that 100% of these funds come directly from state tax revenues. Add to these the funds available to cities and areas within these states, and a vast amount of money is being spent for tourist and convention promotion. City funds make the comparison even wider, e.g., New York City, $700,000; Las Vegas, $2 million; San Francisco, $750,000; Chicago, $550,000; etc. All or much of this money comes from city tax budgets.

One last point should be made. If there were not a convention and visitors bureau set up and operated largely by local business community funds, the District would well be obliged to establish and maintain such a bureau totally out of its tax funds in order to gain the benefits of a large visitor trade.

To repeat, a minimum budget of $350,000 for the District of Columbia Convention and Visitor's Bureau is an absolute necessity, and the only way in which this can be reached is to have an appropriation of $50,000 for this current year—$15,000 over that originally authorized.

Staffing of Office for Citizen Inquiries

Senator Byrd. The first witness is Mr. Samuel T. Eastman, Public Affairs Officer. With Mr. Eastman, I believe, are Mr. Edward R. Carr and Mr. Clarence Arata. Oh, I beg your pardon, Mr. Eastman. You may begin.

Mr. EASTMAN. Mr. Chairman, my name is Sam Eastman, and I am the Public Affairs Officer for the District. We are requesting funds for six positions to staff an office that would provide a central point for citizen inquiries on District government matters.

The Commissions believe that there is a clear need for this community service and that funds to operate it would be money well spent.

The proposed new unit would handle inquiries by telephone, in person or by letter. The staff members either would supply the answers or refer the inquiry to the right man in the right office.

In addition to this service, the proposed office would refer minor complaints and would develop a library of District government publications and informational maps.

We are requesting $22,732 over and above the amount approved by the House for the Public Affairs Office. The $22,732 would cover funding—on a 6-month basis—for the following six positions to staff the proposed Public Information and Referral Unit: one GS–11 public information specialist, one GS–7 public information officer and four GS–5 information clerks.

The proposed new unit would be open extra hours for the convenience of the public.

Mr. Chairman, the Commissioners believe that the need for this new community service is so urgent that it justifies our coming in with this request at this point.

Since the time the Commissioners' budget requests were prepared late last year, we have become convinced that a central information office falls within the category of basic municipal services for the public.

The District government now operates out of 32 major locations. It has more than 30,000 employees. Even the best informed person needs help in finding his way among the city's complex programs, services, and requirements.

The District government has no central source or real system for handling inquiries of residents and visitors. The amount of time and effort needed to get an accurate answer usually depends upon the experience and knowledge of the telephone operators, building guards, and elevator operators.

There are public information units now in operation in a number of large cities. We have gotten reports on these offices in three cities—St. Petersburg, Philadelphia, and Chicago—to help develop the proposed service here.

Mr. Chairman, we have received a number of inquiries in support of establishing this service. Opening this office also would be responsive to President Johnson's directive to all Government agencies for improved services to the public.

UNIT OF PUBLIC AFFAIRS OFFICE

The information and referral service would be a unit of the Public Affairs Office, which now has two major responsibilities: assisting in the channeling of information about District government operations and plans to the newspapers and the television and radio stations, and working with congressional staff members on the Commissioners' legislative proposals to strengthen the city's lines of communication with Congress.

PERSONNEL REQUEST

An assistant to the Public Affairs Officer, GS–12, has been approved by the House. This request for an additional $22,732 would bring the total proposed for the office to $85,967. Thank you.

Senator BYRD. Were any positions allowed by the House in addition to the assistant?

Mr. EASTMAN. No, sir.

Senator BYRD. What was the total amount allowed by the House.

Mr. EASTMAN. $63,235.

Senator BYRD. And for what would this be used, the $63,000?

Mr. EASTMAN. That would be to maintain what has been the level of operations plus the addition of a GS–12 assistant.

Senator BYRD. What is the present level of operation?

CURRENT STAFF

Mr. EASTMAN. Well, as to the personnel, there are three photographers, a secretary, and myself.

Senator BYRD. And the amount of the present level of operations?

Mr. EASTMAN. $52,245 was the past budget figure.

Senator BYRD. How long has this Office been in existence?

Mr. EASTMAN. I can't answer that question.

Mr. LOWE. Mr. Chairman, around 9 to 10 years ago it was established primarily as a photographic unit, and in the intervening years it has been expanded to try and serve more completely the requirements and needs of the public in the way of information and to assist the Commissioners in responding to such information requests to where it is now in the present posture that Mr. Eastman is proposing.

Senator BYRD. So you presently have how many people on board?

Mr. EASTMAN. Five, sir.

Senator BYRD. Five.

Mr. EASTMAN. Yes.

Senator BYRD. And the House allowed one more?

Mr. EASTMAN. That is correct.

Senator BYRD. Making six. And you are requesting here six additional ones.

Mr. EASTMAN. That is correct.

Senator BYRD. Making 12.

Mr. EASTMAN. That is correct.

Senator BYRD. Did you present your full request to the House?

Mr. EASTMAN. No, sir.

Senator BYRD. You did not.

Mr. EASTMAN. Did not.

HOUSE ALLOWANCE

Senator BYRD. What did your request consist of before the House?

Mr. EASTMAN. The one position of a GS–12.

Senator BYRD. And the House allowed that one position.

Mr. EASTMAN. Yes, sir.

Senator BYRD. Now let's see, you are requesting one GS–11 public information specialist, one GS–7 public information officer, and four GS–5 information clerks. You presently have no GS–5 information clerk.

Mr. EASTMAN. No, sir.

Senator BYRD. How do you arrive at your request for four?

Mr. EASTMAN. For four?

Senator BYRD. Yes.

Mr. EASTMAN. Well, we arrived at the request of six as a more or less educated guess, based——

Senator BYRD. I am talking about the four clerks, the four GS–5 clerks. How did you arrive at this estimate of your need?

COMMITTEE STAFFS IN CHICAGO, PHILADELPHIA, AND ST. PETERSBURG

Mr. EASTMAN. On the basis of the somewhat similar operations which are now in existence in several of the other cities.

Senator BYRD. What other cities?

Mr. EASTMAN. Chicago, Philadelphia, and St. Petersburg are three of them.

Senator BYRD. Could you state to the subcommittee the size of the offices in those cities?

Mr. EASTMAN. Yes, sir. In Philadelphia there are 12 people.

Senator BYRD. Twelve people and you are asking for 12 here, including what you now have and what the House has allowed.

Mr. EASTMAN. Yes, sir. The 12 in Philadelphia are confined to the unit operations which we would set up with the 6. In other words, the current staff is devoted to duties other than a public information referral service. I think the equivalent figure would be 12 in Philadelphia compared to 6.

In Chicago there are 11, and in St. Petersburg, 5.

Senator BYRD. How many in St. Petersburg?

Mr. EASTMAN. Five.

Senator BYRD. So you would have more with 12 than are presently utilized in St. Petersburg. St. Petersburg has a total staff of five.

Mr. EASTMAN. Yes, sir; though again I think that equates to the six figure which is requested here.

Senator BYRD. I see. Chicago has a total of 11?

Mr. EASTMAN. Yes, sir.

Senator BYRD. All right. Now how is it going to affect your operations if we just go along with the House?

SUPPLY OF INFORMATION TO PUBLIC

Mr. EASTMAN. Well, we I think would continue the current level of service, and would not then open a new unit which would be directly geared to supplying information to the general public.

Senator BYRD. Your situation would be somewhat improved though with the position allowed by the House, wouldn't it?

Mr. EASTMAN. Yes, sir; it would.

Senator BYRD. I recognized the need for some enlargement here. Of the six positions, are you able to indicate which of these are your top priorities, the one GS–11 public information specialist, the one GS–7 public information officer or the four GS–5 information clerks?

Mr. EASTMAN. If I had to choose, Senator, it would be the GS–11. He would then work on a planning operation. I don't believe you could open the office with one or two or three people. I think it would have to be a total unit. Now we might be off, say one clerk. It is a little bit of a guess on that.

Senator BYRD. Are these on a 6-months' basis?
Mr. EASTMAN. Yes, sir.

SUPPLIES AND EQUIPMENT

Senator BYRD. Other than for the four positions, are you requesting any moneys at this time?
Mr. EASTMAN. There is an additional item for expected printing and equipment costs that would go into this proposed information office; for equipment for the 6 people, $510. That would be desks and typewriters. And $200 for supplies and materials for publications.
Senator BYRD. You don't have any vacancies at the present time?
Mr. EASTMAN. No, sir.
Senator BYRD. All right, Mr. Eastman, I thank you.
Mr. EASTMAN. Thank you.

WASHINGTON CONVENTION AND VISITORS BUREAU

STATEMENT OF EDWARD R. CARR, AND CLARENCE A. ARATA

1966 BUDGET

Senator BYRD. Mr. Edward R. Carr and Mr. Clarence Arata are here in support of the Washington Convention and Visitors Bureau.
Mr. Carr, are you leading off?
Mr. CARR. Yes, sir. I realize, having been before you before, that you are fully familiar with this entire operation. There are a few points I would like to emphasize, however.
Mr. CARR. $330,000.
Senator BYRD. When we say "this year," what we are talking about?
Mr. ARATA. Our last fiscal year, which ended June 30.
Senator BYRD. Fiscal year 1966.
Mr. ARATA. That is correct.
Senator BYRD. You had a budget of how much?
Mr. ARATA. $330,000.
Senator BYRD. And how much did the Congress allow of that?
Mr. ARATA. $35,000.
Senator BYRD. Did you spend it all?
Mr. ARATA. Yes, sir.
Senator BYRD. What are you requesting this time? What is your budget for 1967?
Mr. ARATA. We are operating on a projected budget of $350,000.
Senator BYRD. $20,000 above last year.
Mr. ARATA. Yes.

RESTORATION REQUEST

Senator BYRD. What are you requesting here of the Congress?
Mr. ARATA. $15,000. Restoration of the $15,000 which was taken out by the House in their recent action.
Senator BYRD. The House allowed $35,000.
Mr. ARATA. Yes, sir.
Senator BYRD. So they have reduced it from what it was last year.

Mr. ARATA. No, it was $35,000 last year. It was for the last several years.

Senator BYRD. I thought you said $50,000.

Mr. ARATA. No.

Senator BYRD. $35,000 last year; and how long has it been $35,000? You started out with $25,000.

Mr. ARATA. We started out with $25,000, then we went to $50,000 one year, Senator, and then it dropped back to $35,000—I think for the past 4 years. It is either 3 or 4 years.

Senator BYRD. And the House cut you back to $35,000 this year.

Mr. ARATA. Yes.

Senator BYRD. Now, how does your budget of $350,000 compare with the past years? Is it the highest of any year thus far?

Mr. ARATA. It would be the highest. Mr. Carr has a point he would like to make on that, if he may.

Senator BYRD. Yes; all right.

Mr. CARR. Senator, I was chairman of this several years ago and appeared before you, and I am here today because Mr. Pyles, who is now chairman, was called out of the city, so I have made some rather quick notes. I hope these are important things.

INCREASE IN OPERATING COSTS

In the last 5 years, it seems to me, the most important statistic—if you want to put it that way—is that the Bureau had only a 2-percent increase in its operating budget in the past 5 years. I wish I could say the same thing for my own——

Senator BYRD. How does that 2-percent cost come about?

Mr. CARR. Well, I would say in increased salaries. I would have to refer to Mr. Arata.

Mr. ARATA. This is our total available operating money. It has been a 2 percent only over the past 5 years.

Senator BYRD. The past 5 years.

Mr. ARATA. It has been by a variation in what we get from the businessmen's participation.

Senator BYRD. What is your operating cost?

Mr. ARATA. The budget——

Senator BYRD. That is the total. I am talking about personnel-wise.

Mr. ARATA. Salaries?

Senator BYRD. What I am trying to get at here—you have a budget of $350,000.

Mr. ARATA. Yes, sir.

LITERATURE AND PUBLICATIONS

Senator BYRD. Isn't part of that for the purchase of literature, and so on?

Mr. ARATA. Yes, sir. Roughly, this year it would be about $60,000 to $65,000 which would be required for our literature and publications.

PERSONNEL COSTS

Senator BYRD. How much is in the budget for personnel costs?

Mr. ARATA. 44 percent of our budget is salaries.

Senator BYRD. 44 percent.
Mr. ARATA. Yes.
Senator BYRD. How does that compare with last year and the year before?
Mr. ARATA. Pretty constant.
Senator BYRD. About the same.
Mr. ARATA. Yes, sir.

PERSONNEL

Senator BYRD. How many people do you have employed?
Mr. ARATA. Twenty.
Senator BYRD. Twenty.
Mr. ARATA. Yes, sir. I was just about to say this 44 percent, which we operate on for our salaries, is in the ballpark with most similar operations thoroughout the country. They vary from about 45 to 55 percent, because this is a personal type of service which we do to a large degree.
Senator BYRD. Yes. I know pretty well the background on this whole program, and I have supported it all along. Is there anything new this year that we ought to be told about?
Mr. CARR. Well, I think that, when the revenue bill was passed, more funds were made available than when the House inserted this. That is one thing. And I believe that the House might have included this $15,000 which we are asking for.
Senator BYRD. I believe it was the House which cut it back last year, wasn't it?
Mr. CARR. Yes, sir.
Senator BYRD. From the $50,000 in the preceding year.
Mr. CARR. Yes.
Senator BYRD. The Senate, I believe, restored it on one or two occasions.
Mr. CARR. That is right. The point has been made to me by some of the people, not from testimony like this, but are we letting up on the businessmen? I can assure you we are not.

CONTRIBUTIONS BY BUSINESSMEN

Senator BYRD. What were the contributions of the businessmen last year?
Mr. CARR. I don't know. Do you have that figure?
Mr. ARATA. $295,000.
Mr. CARR. This statistic, I am sure, is important. Back in 1950 we had a total—we didn't have any District money—of $112,000, which was all contributed by businessmen. Last year's District appropriation was $35,000; so, if we take out the $35,000 we got last year, it was close to $290,000 we raised from the businessmen.
I want to emphasize that we are not letting up on them. I still don't think they contribute enough, but, to give you an idea, in 1950 we had 3,200,000 tourists by the best counts we could get.
Senator BYRD. Why don't you put this in the record?
Mr. CARR. I would like to write it up. I got called on with practically no notice to come over here.
Senator BYRD. Fine.

(The information follows:)

1. To indicate the tremendous growth of tourist and convention business in Washington and its relation to operating funds available, we select figures at five-year intervals:

Year	Number tourists	Number conventions	Civic funds raised	Total visitor spending
1950	3,210,000	312	$112,000	$148,000,000
1955	4,625,000	330	143,400	215,800,000
1960	7,000,000	450	280,000	375,000,000
1965	9,100,000	512	330,000	410,000,000

2. It is a proven fact that over 4¢ of every visitor dollar spent in the District goes directly back to the District tax revenues. This will now be increased by at least $500,000, by the increase from 4% to 5% in the transient room tax. In total, the return to the District from visitor spending will now be approximately $12 Million. When this figure is related to the budget of the Convention and Visitors Bureau, this means that every dollar spent by the Bureau in promoting visitor business about $40 comes back to the District in taxes.

Senator BYRD. What do you expect to get from the businessmen this year?

Mr. CARR. Last year we had 9,100,000.

Senator BYRD. I am talking about the contributions from the businessmen.

Mr. CARR. We are shooting for $300,000 from them, and I think we are going to get it. I won't tell you that we will get it, but I will guarantee you we are going to try. But the difference, Senator, from 1950 to 1965, 3,200,000 tourists by the same agencies that count these things for us, 310 conventions, and $148 million spent in Washington by these people, to 1965, 9 million tourists, 512 conventions, and $410 million spent here.

Senator BYRD. You will put all that in the record.

Mr. CARR. The Government, I don't have to tell you, gets tremendous taxes.

Senator BYRD. Put all of that in the record. I have generally been for this. I don't know though how we are going to come out on cutting the cake, so if you will put all that in the record, I think we have the past history pretty well.

Mr. CARR. All right, sir.

Senator BYRD. Thank you very much.

Mr. CARR. Thank you.

DEPARTMENT OF GENERAL ADMINISTRATION

STATEMENT OF SCHUYLER LOWE, DIRECTOR; D. P. HERMAN, BUDGET OFFICER; JAMES L. McCALLISTER, ADMINISTRATIVE SERVICES OFFICER; AND HENRY HUBBARD, PERSONNEL OFFICER

AMENDMENT REQUEST AND JUSTIFICATION

Senator BYRD. The next item is the "Department of General Administration." For fiscal year 1967 the estimate for the Department of General Administration is $10,223,900. The House allowance is

$9,936,700, a reduction of $287,200. The amendment requested is $364,850, consisting of $12,500 restoration request and $352,350 contained in Senate Document 112.

The justification filed in suport thereof will be placed in the record. (The justification follows:)

B. Department of general administration, $364,850

	1967 increases requested	House allowance	Senate amendment requested		
			Restoration	S. Doc. 112	Total
Positions	33	21			
Amount	$1,613,035	$1,325,835	$12,500	$352,350	$364,850

Analysis of amendment requested

Position (grade and title) or item	Number requested	Personnel compensation	Personal benefits	Other	Total	Deduct 1968 funding	Net 1967 request
Space rental				$216,850	$216,850		$216,850
Employees' disability compensation				100,000	100,000		100,000
Civil service examination costs				48,000	48,000		48,000
Total				364,850	364,850		364,850

Space Rental, $216,850.—Funds for space rental ($12,500 restoration request, and $204,350 contained in S. Doc. 112) are needed to provide space for programs justified elsewhere in the budget as follows:

	Square feet	Rate	Funds requested
Restoration request:			
To provide space to house 13 housing inspectors and supporting clerical personnel for which restoration has been requested by the Department of Licenses and Inspections	2,000	$5.00	$10,000
Alterations			2,500
Subtotal			12,500
Amendment (S. Doc. 112):			
To lease additional space to accommodate personnel expansion within the Department of Insurance required for administration of provisions of Public Law 402 and Public Law 403	696	5.00	3,480
Alterations			870
Subtotal			4,350
To lease space for accommodation of agencies now housed at 451 Indiana Ave. to release that space for use as courtrooms, chamber and staff offices for 5 judges and 49 related positions resulting from passage of S. 2263; for similar accommodations of U.S. district court functions transferred to the court of general sessions by Public Law 89-493; and similarly for establishment of bail bond agency authorized by Public Law 89-519	30,000	5.00	150,000
Alterations			37,500
Subtotal			187,500
To provide space for a nonresident work release center to accommodate 5 employees and necessary attendant facilities	2,500	4.00	10,000
Alterations			2,500
Subtotal			12,500
Total			216,850

Comparison of 1967 Request with 1966 Operation

Space rental:	
Net 1966 available	$872,080
1967 House allowance	715,000
Restoration request	12,500
Amendment S. Doc. 112	204,350
1967 total	1,803,930

Employees' Disability Compensation, $100,000.—The amendment contained in S. Doc. 112 will increase the estimate for this purpose to $425,000. Since the original estimate was prepared the Congress enacted two laws which affect benefits provided under the FECA. These were P.L. 89–488 approved July 4, 1966, the Federal Employees' Compensation Act, and P.L. 89–504 approved July 18, 1966, the Federal Salary and Fringe Benefits Act of 1966.

Public Law 89–488 liberalized the Federal Employees' Compensation benefits. The most significant provisions of this Act were (1) Increased the $525 monthly maximum payment to $1,438; (2) Raised the monthly minimum compensation payable from $180 to $327; and (3) Cost of living increase on existing awards and future increases based upon Consumer Price Index.

P.L. 89–504 effective July 1, 1966 increased salaries under the classified pay act by 2.9% which increased salaries for more than 11,000 employees and the wage board pay increase effective January 1966 increased salaries for over 6,500 employees an average of 3.3%.

Comparison of 1967 Request with 1966 Operation

Employees' Disability Compensation:	
Net 1966 available	$325,000
1967 House allowance	-------
Amendment requested	100,000
1967 total	425,000

Civil Service Examination Costs, $48.000.—The amendment contained in S. Doc. 112 will provide the District of Columbia's share of participation under the Civil Service Commission's new examining program.

With the President's endorsement, the U.S. Civil Service Commission has implemented its program to modernize the entire system for recruiting and staffing the civil service. A main feature of the program was the establishment of a nation-wide network for 65 Interagency Boards of Examiners to replace more than 650 individual agency examining boards. The total cost of operating the 65 Interagency Boards of Examiners is being prorated on an annual basis among the various federal (including the District of Columbia Government) agencies. Accordingly, appropriation is necessary to reimburse the U.S. Civil Service Commission for services received under this new examining program. The cost for the District Government for fiscal year 1967 was set at $48,00. This amount would provide coverage for those positions in the District (approximately 9,200) which are in our six competitive civil service departments and positions in our Police and Fire Departments.

SPACE RENTAL FOR LICENSES AND INSPECTION

Senator BYRD. Mr. Lowe, you may begin.

Mr. LOWE. I would like to ask Mr. McCallister to justify $216,850 of this total, which pertains to rental increases primarily through amendments as you just mentioned—so, with your permission, Mr. McCallister will describe this item.

Senator BYRD. All right, Mr. McCallister.

Mr. MCCALLISTER. Good evening, Mr. Chairman. The first item is a restoration request to provide space to house 13 housing inspectors and supporting clerical personnel for which restoration has been requested by the Department of Licenses and Inspections. And the Department of Licenses and Inspections I believe testified before you last Saturday with respect to the program and their need for these positions. The request for funds for space is geared entirely to what-

ever may be allowed in terms of personnel. It can be adjusted to fit whatever is concluded to be made available to the Department of Licenses and Inspections.

The next item is an amendment——

Senator BYRD. Let's talk about this item just for a minute now. Are you saying that if half the number, if six are allowed, the space rental would be decreased accordingly?

Mr. MCCALLISTER. Yes, sir.

Senator BYRD. How many positions were allowed by the House, if any, in this area?

Mr. MCCALLISTER. I believe 22, weren't there?

Senator BYRD. These 22 additional positions, Mr. Herman, 22 housing inspectors and supporting clerical personnel?

Mr. HERMAN. I believe that is correct, Senator.

Senator BYRD. The total request over there was for how many?

Mr. LOWE. While he is checking that, Mr. Chairman, I might remark that the House allowed the rent money for whatever number of housing inspectors it was that they provided for the Department of Licenses and Inspections.

DECREASE IN INSPECTORS

Mr. HERMAN. The House allowed 11 inspectors, Mr. Chairman, and we are asking for 12 back.

Senator BYRD. The House allowed 11.

Mr. HERMAN. Yes, sir.

Senator BYRD. How many were requested in all?

Mr. HERMAN. 23.

Senator BYRD. The House allowed 11. You are appealing the 12 that were cut out.

Mr. HERMAN. Yes, sir.

Senator BYRD. How much did the House allow for space?

Mr. MCCALLISTER. $12,500.

Senator BYRD. The House allowed $12,500 for 11 positions, and you are asking for $216,000 for the additional 12?

Mr. MCCALLISTER. No, sir, $12,500. The $216,000 consists of four rent items, of which this is the first one.

Senator BYRD. Oh, I see. All right, now let's confine this rent item to this particular area. How much are we talking about?

Mr. MCCALLISTER. $12,500—$10,000 for rent, $2,500 for alterations, which would be a nonrecurring item, a total of $12,500.

Senator BYRD. For the 13 housing inspectors.

Mr. MCCALLISTER. Yes, sir, and supporting clerical.

Senator BYRD. Did you say 13 or 12, Mr. Herman? You said 12?

Mr. HERMAN. Yes.

Mr. MCCALLISTER. I think the 13 here includes one clerk, sir.

Senator BYRD. Will you have 12 inspectors and one clerk?

Mr. MCCALLISTER. So I understand, yes, sir.

Senator BYRD. And the House allowed how many inspectors?

Mr. HERMAN. Eleven.

Senator BYRD. Eleven.

Mr. HERMAN. Yes, sir.

Senator BYRD. And the rental we are talking about right here is $12,500, which includes?

Mr. MCCALLISTER. $2,500 for alterations, if it is necessary.

ADDITIONAL SPACE NEEDED TO ACCOMODATE PERSONNEL

Senator BYRD. Now you have to make certain alterations if you are allowed these additional positions, is that right?

Mr. MCCALLISTER. It depends upon the space we are able to obtain. If it is existing space already partitioned, then we would have alterations. If we can get into new space which is not yet complete, they finish it as we wish it at a lesser cost.

Senator BYRD. Where will these be housed?

Mr. MCCALLISTER. I don't know exactly, sir, but certainly we hope in the vicinity of the remaining members of this staff which is at 34 F Street NW. in leased space.

NUMBER OF HOUSING INSPECTORS

Senator BYRD. How many housing inspectors do you now have?

Mr. MCCALLISTER. All together?

Senator BYRD. Yes.

Mr. MCCALLISTER. I don't know.

Mr. HERMAN. Seventy-seven, sir.

Senator BYRD. Seventy-seven.

Mr. HERMAN. Yes.

Senator BYRD. And they are all housed in one place.

Mr. MCCALLISTER. At the present time. The field force of the Housing Division of the Department of Licenses and Inspections are housed at 34 F Street NW. in leased space.

Senator BYRD. You would expect to house these additional positions there?

Mr. MCCALLISTER. Not in that particular space; no, sir. The area that is presently available is completely occupied. Whether we would get any more space in that particular building I have not explored. I don't know and I rather doubt it, but we think that we can do something in the vicinity. There are a number of new buildings being erected.

RENTAL OF SPACE FOR DEPARTMENT OF INSURANCE

Senator BYRD. All right. Now would you explain the need for the remaining $212,000?

Mr. MCCALLISTER. The next item is to lease additional space to accommodate personnel for the expansion within the Department of Insurance, required for the administration of the provisions of two recently enacted statutes concerning the administration of the insurance laws in the District of Columbia. Here again, the request is geared to the personnel which is allowed. The space, a small amount, 696 feet, is available adjacent to the present quarters of the Department of Insurance, in leased space at 1145 19th Street NW.

Senator BYRD. And the amount of space rental is how much in this instance?

Mr. MCCALLISTER. $4,350, of which $3,480 is for rental at $5 per square foot, and $870 for alterations.

Senator BYRD. And the number of personnel involved?

Mr. MCCALLISTER. Four.

Senator BYRD. How many do you now have within the Department of Insurance? We are talking about this expansion. You spoke of

the accommodation of personnel in the expansion. How many additional persons are we talking about here?

Mr. McCallister. Four.

Senator Byrd. Four.

Mr. McCallister. Yes, sir.

Senator Byrd. Did the House allow any?

Mr. Herman. No, sir. This would be coming up as an amendment to the budget, sir.

Senator Byrd. All right. Were any allowed by the House independent of the amendment?

Mr. Herman. There was no request for additional positions.

Senator Byrd. There was no request.

All right, the next space item, Mr. McCallister.

Request for Expansion of Old Court House

Mr. McCallister. The next space item is to lease space for the accommodation of agencies now housed at 451 Indiana Avenue, known as the Old Court House, to release that space for courtrooms, chambers, staff officers and related positions, resulting from the passage of the statute enlarging the bench of the District Court of General Sessions.

In addition, as was explained to the committee, I believe, by Chief Judge Smith on last Saturday, the overcrowding, and the overcrowding and the establishment of transfer of the Marriage License Bureau from the U.S. district court and other matters, will be accommodated by this action. The request is for 30,000 square feet, the amount occupied by the units of the administrative offices of the Department of Public Health, a division of the Office of the Corporation Counsel, and the Minimum Wage and Industrial Safety Board. This will be by leased space.

The amount requested is $187,000, of which $36,500 is for alterations and $150,000 for rent.

Senator Byrd. Where do you expect to find this space?

Mr. McCallister. I don't know at this moment, sir. We can't start shopping until we have authorization. We must have such an appropriation act.

Estimate for Alterations

Senator Byrd. How can you determine what your alterations are going to cost before you start shopping?

Mr. McCallister. We cannot. This figure is based on the maximum allowed for alterations under the Economy Act of 1932.

Senator Byrd. What is that maximum?

Mr. McCalister. Twenty-five percent of the first year's rental.

Senator Byrd. Now what is your next item?

Space for Non-Resident Work Center

Mr. McCallister. Our next item is to provide space for a nonresident work center to accommodate five employees in the Department of Corrections, and necessary attendant facilities. It is estimated that this will require 2,500 square feet, for which an amount of $10,000 is requested for rent and $2,500 for alterations, a total of $12,500 for the item.

Senator BYRD. What is your experience with regard to spending 25 percent for alterations?

Mr. MCCALLISTER. Our experience runs all the way from none of the item in which case it simply reverts, to all of it. For instance, in this case we will probably seek to lease a vacant store. This store, which will be in the center part of the city, we will, of course, work with the Director of the Department of Corrections as to that, to meet his program's needs as best as possible. There will undoubtedly be a need for alterations. It will probably be necessary to put in an additional toilet, to meet code requirements, in the same manner as private business. There also will be a certain amount of work in making it clean and presentable and in such a way that their business is controlled within as it must be in an orderly way.

UNEXPENDED FUNDS FOR ALTERATIONS

Senator BYRD. How much money reverted during the past year as a result of unexpended funds for alterations?

Mr. MCCALLISTER. None, sir.

Senator BYRD. None.

Mr. MCCALLISTER. No, sir. The last funds that were picked up in any way in the rent were expended in renting for new programs and new items which have occurred, particularly with respect to the antipoverty program.

APPROPRIATED MONEYS TRANSFERRED

Senator BYRD. Why don't you supply to the committee information showing the amounts of moneys that were thus transferred.

Mr. MCCALLISTER. Very well, sir.

Senator BYRD. The amounts of moneys that would have lapsed from appropriations for alterations, which were not spent, and which were used in other programs, such as the ones you have referred to.

Mr. MCCALLISTER. I will do so, sir. I might say if I may that last fiscal year the request for additional funds for rental was virtually entirely denied except for one or two specific items of additional personnel which were allowed, and so we have had a rather lean year.

Senator BYRD. You might go back 5 years, so we can see what is happening in this regard.

(The information follows:)

Statement of application of funds appropriated for alterations to rented space, fiscal year 1962 through fiscal year 1966

Fiscal year	Funds appropriated for alterations	Alterations performed	Balance
1962	[1]		
1963	$20,000	$35,795	[2] ($15,795)
1964	10,250	47,477	[2] (37,227)
1965	[1]		
1966	17,700	6,753	[3] 10,947

[1] None.
[2] Alterations in excess of appropriated amount paid for from savings in rental funds.
[3] Moving expenses, telephone installations, minor maintenance items not chargeable to lessor, purchase of movable partitions and other items associated with rental or space utilization, including rentals for antipoverty program facilities and other short-term programs utilized this balance.

EMPLOYEE DISABILITY COMPENSATION

Senator BYRD. Mr. McCallister, do you have another item?

Mr. MCCALLISTER. Not in this presentation, sir.

Senator BYRD. All right. Mr. Lowe.

Mr. LOWE. The next item, Mr. Chairman, is a personnel item amounting to $148,000 involving in one instance an amendment pertaining to employee disability compensation, and another to reimburse the U.S. Civil Service Commission for certain costs. Dr. Hubbard, the personnel officer, will present these two items.

Mr. HUBBARD. Mr. Chairman.

Senator BYRD. Mr. Hubbard.

Mr. HUBBARD. These are both mandatory items. The first item, $100,000 additional requested by amendment for the employee disability compensation fund, which would be added to $325,000 allowed by the House for a total of $425,000, is necessitated largely by two pieces of legislation that were enacted prior to our preparation of the budget request for the House. One of them was the liberalization of the Federal Employees Disability Compensation Act itself, and the other one was the pay increase for civil service workers. These two together give us an estimated additional $100,000, which would bring it up to the $425,000 which we believe would be the proper amount.

Senator BYRD. Mr. Lowe.

CIVIL SERVICE EXAMINATION COSTS

Mr. LOWE. The next item, Mr. Chairman, is a Civil Service Commission item of $48,000.

Mr. HUBBARD. This is another amendment that was not submitted to the House. There was nothing on this previously either in the House or in any previous year. This is a new action on the part of the Civil Service Commission with approval of the President to bill all the Federal agencies and the District of Columbia on a proportional basis for the examination, civil service examinations, that are conducted in connection with recruitment and the District of Columbia's share was approximately one-half of 1 percent, which comes to the $48,000. We have received a bill for it.

Senator BYRD. You have to pay the bill.

Mr. HUBBARD. It is a mandatory item.

Senator BYRD. Mr. Lowe.

Mr. LOWE. This concludes the items which we have, Mr. Chairman. They are strictly service items that we are presenting to you. We thank you for your consideration.

Mr. HUBBARD. Thank you very much.

Senator BYRD. Thank you, Mr. Lowe.

ADMINISTRATION OF PAROLE LAWS

STATEMENT OF JOSEPH DeWITT AND RICHARD COLLINS, SECRETARY TO THE BOARD, ADMINISTRATION OF PAROLE LAWS

AMENDMENT REQUEST AND JUSTIFICATION

Senator BYRD. The next item is the "Administration of Parole Laws."

The fiscal year 1967 estimate is $422,200. The House allowance is $406,000, a reduction of $16,200. The amendment requested of $17,162

consists of $4,162 restoration request, and $13,000 for reallocations contained in the Senate Document 12.

The justification filed in support thereof will be placed in the record.

(The justification follows:)

C. Administration of parole laws, $17,162

	1967 increases requested	House allowance	Senate amendment requested		
			Restoration	S. Doc. —	Total
Positions	3		1		1
Amount	$39,480	$23,280	$4,162	$13,000	$17,162

Analysis of amendment requested

Position (grade and title) of item	Number requested	Personnel compensation	Personal benefits	Other	Total	Deduct 1968 funding	Net 1967 request
GS-9 administrative assistant	1	$7,479	$593	$200	$8,272	$4,110	$4,162
Reallocations		11,992	1,008		13,000		13,000
Total	1	19,471	1,601	200	21,272	4,110	17,162

Administrative Assistant, $4,162.—Restoration of funds for a GS-9 Administrative Assistant is urgent to carry out the administrative functions of the Board. There is an Administrative Officer, GS-11 who carries the entire responsibility for formulation of the Board's budget, statistics, research, personnel matters, and instituting administrative practices, procedures and policies, Board orders, Annual reports, etc. with no additional positions assigned to his office. This requires the Administrative Officer to compile, formulate and execute all administrative matters without any additional personnel, save himself, which duties also require this officer to do his own typing of statistical and narrative reporting and all submissions of budget estimates during the year. This has become an emergency situation where it is physically impossible for one person to keep the work current, especially in the area of instituting the various programs required and the reporting of same.

Comparison of 1967 request with 1966 operation

	1966 available	1967 House allowance	Restoration requested	1967 total
Parole executive	1			1
Chief parole officer	1			1
Administrative officer	1			1
Administrative assistant			1	1
Secretary	2			2

Reallocations, $13,000.—The amendment contained in S. Doc. 112 is requested to cover the reallocating of 17 parole officer positions from GS-10 to GS-11 in fiscal year 1967. The Board is not able to absorb the increase in its present appropriation, as we are already being required to absorb all within grade advancements in 1967.

This money will be utilized in the following programs within the Parole Board:

Parole	$5,200
Institutional	2,479
Interstate	1,821
Good time release	3,500
Total	13,000

RESTORATION OF FUNDS FOR ADMINISTRATIVE ASSISTANT

Senator BYRD. Mr. Joseph DeWitt.

Mr. DEWITT. May I state this, Senator. I am only a part-time member of the board. The executive director is away on sick leave. The chairman of the board could not make it, Mr. Ershler, so I have with me today the administrative officer, Mr. Richard Collins. He is really responsible for the formulation of the budget, and I think he can give you all of the information that you desire.

Senator BYRD. All right, Mr. DeWitt. Mr. Collins, we are glad to have you present your statement.

Mr. COLLINS. Thank you. The first item is administrative assistant $4,162, restoration of funds for a GS–9 administrative assistant to carry out the administrative functions of the board. There is an administrative officer, GS–11.

Senator BYRD. We can read this. You tell us why you need this money.

Mr. COLLINS. Well, this position we have been asking for for 3 years, actually. We have had no other personnel in the budget and statistical and personnel unit assigned to the administrative office, and it has become an emergency situation where it is just impossible to run a one-man office. If this man has to be off, there is no one else to answer for budget problems or appropriation problems and so forth, or vouchers. It is just a matter of being required at this time.

Senator BYRD. This position has been requested in each of the past 3 years?

Mr. COLLINS. That is right, sir.

Senator BYRD. Was the testimony presented to the House this year?

Mr. COLLINS. Yes, it was.

EMERGENT SITUATION

Senator BYRD. You say in the justification that this has become an emergency situation. Why has it become an emergency situation?

Mr. COLLINS. Well, because it is just physically impossible to keep up with all the budget phases, statistical reports.

Senator BYRD. How have you been doing it?

Mr. COLLINS. By going crazy. I happen to be the Administrative Officer, so I have first-hand information. I do type so I do a lot of it myself. We only have two secretaries in the office and one is to the chief parole officer and one is to the parole executive. They are kept quite busy with the work of the executive officers. I do get one of them to help me occasionally, but I do most of it myself because of necessity more than anything else.

Now I think the real problem lies in the fact that you can't have one person working on formulation of budget and the compilation of statistics, and so forth, and then expect say if I am off or the executive member come in, to find out what is going on, and nobody is there, there is nobody to determine it. You just can't do it with one man.

Senator BYRD. How much time are you off? We don't want to employ another person just to assist you when you are off.

Mr. COLLINS. No, I didn't mean to imply that, but there are certain phases of it and programs to implement that it is just not feasible to have one person doing it all, and no one else being able to give assistance.

Senator BYRD. Can this work be done by an additional clerk?

Mr. COLLINS. Yes, if it was a high enough grade I would say so, because we would like this person to get into the budget part too, to help with that.

Senator BYRD. If you get an administrative assistant, then you are going to want another clerk for the administrative assistant.

Mr. COLLINS. Well, I would settle for a combination in one position.

Senator BYRD. This money is on a 6-month basis, is it?

Mr. COLLINS. Yes, sir.

Senator BYRD. Mr. DeWitt, would you care to add anything?

Mr. DEWITT. I have nothing to add.

Senator BYRD. Mr. Lowe, can you help us on this?

Mr. LOWE. No, sir, I think not.

Senator BYRD. How much overtime have you been working?

Mr. COLLINS. None actually that is accountable. I mean I haven't drawn any overtime.

Senator BYRD. How much overtime have you been working independent of that?

Mr. COLLINS. Oh, not more than a few hours a week. I haven't even counted it.

Senator BYRD. How many days have you been absent?

Mr. COLLINS. I couldn't tell you at this time.

Senator BYRD. You might supply that for the record.

(The justification follows:)

During the period January 1, 1966 to October 5, 1966, the Administrative Officer has been on approved leave a total of 31 days.

Mr. COLLINS. I've had week's vacation.

Senator BYRD. Thank you, Mr. DeWitt.

Mr. DEWITT. Thank you, Senator.

Senator BYRD. Thank you, Mr. Collins.

Mr. COLLINS. Thank you.

Senator BYRD. The next item is Administration of insurance laws.

REALLOCATIONS OF GRADE ADVANCEMENTS

Mr. HERMAN. We have another item, Mr. Chairman.

Senator BYRD. Yes, reallocations, $13,000.

Mr. COLLINS. This has come about, Mr. Chairman, the parole officers positions were reallocated to GS–11 from GS–10 in July. We found that we would not have the money to cover this through the fiscal year 1967 at all because we had agreed to absorb all within-grade advancements in 1967, which is going to run about $8,000.

Senator BYRD. How many positions are involved in the reallocations?

Mr. COLLINS. Seventeen.

Senator BYRD. Seventeen.

Mr. COLLINS Yes, sir.

Senator BYRD. Those are the positions you now have.

Mr. COLLINS. That is correct.

Senator BYRD. So that the reallocations item does not have to do with the position that is being requested.

Mr. COLLINS. No, sir.

Senator BYRD. The two are not related.

Mr. COLLINS. No.

Senator BYRD. All right, fine. Thank you.
Mr. COLLINS. Thank you.

ADMINISTRATION OF INSURANCE LAWS

STATEMENT OF ALBERT F. JORDAN, SUPERINTENDENT; EDWARD P. LOMBARD, DEPUTY SUPERINTENDENT; GEORGE F. HUGHES, DEPUTY SUPERINTENDENT, ADMINISTRATION OF INSURANCE LAWS

AMENDMENT AND JUSTIFICATION

Senator BYRD. The Administration of insurance laws.
The fiscal year 1967 estimate is $280,700, and no reduction was made by the House in this. The amendment requested of $13,127 is contained in Senate Document.
The justification filed will be placed in the record.
(The amendment and justification follow:)

D. Administration of insurance laws, $13,127

	1967 increases requested	House allowance	Senate amendment requested		
			Restoration	S. Doc. 112	Total
Positions				4	4
Amount	$17,600	$17,600		$13,127	$13,127

Analysis of amendment requested

Position (grade and title) or item	Number requested	Personnel compensation	Personal benefits	Other	Total	Deduct 1968 funding	Net 1967 request
GS-12 assistant to actuary	1	$10,619	$818		$11,437	$6,085	$5,352
GS-7 administrative assistant	1	6,269	483		6,752	3,617	3,135
GS-4 clerk-typists	2	9,282	715		9,997	5,357	4,640
Total	4	26,170	2,016		28,186	15,059	13,127

Administration, $13,127.—The amendment contained in S. Doc. 112 is for four new positions—one assistant to actuary, one administrative assistant, and two clerk-typists—to implement two new laws which have been enacted, assigning to the Insurance Department an area of regulation related to insurance but entirely new fields for the present staff. Public Law 89-403, effective June 17, 1966, Insurance Premium Finance Companies, and Public Law 89-402, effective May 18, 1966, a law designed to regulate Domestic Stock Insurance Companies and to exempt such companies from section 12(g)(1) of the Securities Exchange Commission Act of 1934. To provide staffing for these two new subsections of the Department of Insurance, we seek to employ an assistant to our Fire and Casualty Actuary and one clerk with respect to Premium Finance regulation, and one Administrative Assistant and one clerk to administer the proxy and insider trading regulations under our life actuarial section.

Senator BYRD. Mr. Albert F. Jordan is our witness. Mr. Jordan, you may proceed.

NEW POSITIONS TO BE FILLED

Mr. JORDAN. Mr. Chairman, after the hearings were held in the House, Congress enacted two new laws—namely, Public Law 89-402 and Public Law 89-403. This required the Department of Insurance

to administer duties which were wholly unrelated to the duties theretofore existing. We are asking for four new positions, for the 6-month period, that would total $13,127.

We think that this is altogether necessary, Mr. Chairman. These acts were not sponsored by the Department, or by the District government. Congress in its wisdom saw fit to enact them, and we have their administration. I will tell you what the laws require, if you want me to. I will be pleased at this point to answer any questions.

NEED FOR CLERK-TYPISTS

Senator BYRD. Do you think it is absolutely necessary to have two typists?

Mr. JORDAN. Well, these will be clerk-typists, Mr. Chairman.

Senator BYRD. How about one? If you got the assistant to the actuary and the one administrative assistant?

Mr. JORDAN. Mr. Chairman, in all honesty, I must say that we will do the best we can with whatever you see fit to give us.

Senator BYRD. I understand that.

Mr. JORDAN. But this is entirely new, unrelated to anything we do now, and we are feeling our way. Our best estimate is that we will need what we have asked for. If, by any chance, we find we don't, then we won't employ them.

Senator BYRD. I understand that.

Mr. JORDAN. Yes, sir.

Senator BYRD. But I asked you whether or not you feel that one clerk-typist would be sufficient.

Mr. JORDAN. We think not, as this point, Mr. Chairman. The two things are unrelated, as compared with each other. One has to do with the regulation of proxy solicitations inside of trading, something with which we have had no experience whatsoever. That is ordinarily done by the Securities and Exchange Commission.

The other has to do with the regulation of the finance business. There is no connection between these things at all.

Senator BYRD. How have you been getting along? These laws went into effect June 17 and May 18, respectively.

Mr. JORDAN. Well, we have just been on the surface of it, Mr. Chairman. We simply haven't gotten into this. We have issued some licenses under the finance law. We have not been able to make any investigations at all under the Proxy Solicitation Inside of Trading Act. We have received forms submitted by the companies. We have made no attempt whatever to go behind them. We simply haven't the staff to do this. In fact, we have been hard pressed even to answer questions about it over the telephone. Work is piling up in the office. We are doing the best we can and we will continue to do that, but we simply cannot, with our present staff, take on duties that are altogether unrelated to anything we are doing now, and with which we have had no previous experience whatever. We have to start from scratch and learn ourselves.

Senator BYRD. All right. Does this gentleman wish to add anything?

Mr. LOMBARD. No.

Senator BYRD. What is your name?

Mr. LOMBARD. Edward P. Lombard.

Mr. JORDAN. Deputy Superintendent.

Senator BYRD. All right. We thank you then, Mr. Jordan and Mr. Lombard.

Mr. JORDAN. Thank you, Mr. Chairman.

ADMINISTRATION OF WAGE, SAFETY AND HOUR LAWS

STATEMENT OF RICHARD R. SEIDEMAN, EXECUTIVE SECRETARY; AND CHARLES T. GREENE, DIRECTOR OF INDUSTRIAL SAFETY; ADMINISTRATION OF WAGE, SAFETY, AND HOUR LAWS

RESTORATION REQUEST

Senator BYRD. The next item is the administration of wage, safety, and hour laws. Fiscal year 1967 estimate is $254,300. The House allowance is $228,300, a reduction of $26,000. The restoration requested is $8,643.

The justification filed in support thereof will be placed in the record.

(The justification follows:)

E. Administration of wage, safety and hour laws, $8,643

	1967 increases requested	House allowance	Senate amendment requested		
			Restoration	S. Doc. 112	Total
Positions	4		2		2
Amount	$39,700	$13,700	$8,643		$8,643

Analysis of amendment requested

Position (grade and title) or item	Number requested	Personnel compensation	Personal benefits	Other	Total	Deduct 1968 funding	Net 1967 request
Wage and hour program:							
GS–9 wage and hour investigator	1	$7,479	$593	$275	$8,347	$4,025	$4,322
Industrial safety program:							
GS–9 safety inspector	1	7,478	593	275	8,346	4,025	4,321
Total	2	14,957	1,186	550	16,693	8,050	8,643

Wage and Hour Program, $4,322.—Restoration of funds is requested for one GS–9 wage and hour investigator.

There will be an increase in the workload of the Wage and House Division of the Board during fiscal year 1967 because of an increase in the number of (1) workers covered by the wage laws, (2) inspections required to obtain compliance with the Hours Law and the minimum wage orders, and (3) claims filed under the Wage Payment and Wage Collection Law.

Since 1958 there has been an 11% increase in the number of employees covered by the Minimum Wage Law from 79,000 to 88,000 and a 27% increase in the number of employees covered by the Wage Payment Law from 242.52 to 310,100. The enforcement staff, which conducts inspections for both wage claims and minimum wage compliance, has not been increased since 1958.

During 1967, it will be necessary to maintain the ongoing inspection program to secure compliance with the minimum wage and hour laws as well as to conduct concentrated inspections in hotels, restaurants, beauty shops, and manufacturing and wholesaling firms where increased minimum wage rates will become effective.

Since 1958 there has been a steady increase in the number of claims processed for employees whose employment terminated and who file claims for wages not

paid. The number of such wage claims has increased from 172 claims in 1958 to 728 claims in 1966, an increase of 323%. Due to the limited staff there is building up a backlog of wage claims. Extensive investigation into jurisdictional, financial, and legal problems as well as hearings and court action are necessary to properly process many of these claims.

The current staff of wage-hour investigators cannot meet the increased workload. The addition of one wage-hour investigator will help meet the demands made on the Division.

Comparison of 1967 Request with 1966 Operation

Wage and hour investigator:	
1966 available	5
1967 House allowance	---
Restoration requested	1
1967 total	6

Industrial safety program, $4,321.—Restoration of funds is requested for one GS–9 safety inspector.

An additional inspector will not allow the Industrial Safety Division to keep pace with the very necessary workplace inspections which our ever-increasing working population requires. The original request for two inspectors was based on an estimated 285,800 employees. Private employment has now reached a high of 290,100 with sound indications that it will continue to grow even higher next year.

If a program of accident prevention is to be maintained, the Board must be able to inspect more places of business to insure compliance with minimum safety requirements. An additional inspector will enable us to make more workplace inspections, thereby eliminating many more injury-producing hazards.

An additional inspector will permit the Board to continue its very effective enforcement and promotion programs which necessarily reduces equally important field inspection time.

If the Industrial Safety Division staff does not increase along with the working population, we must lose ground in the accident-prevention field. As presently staffed, we cannot keep pace.

Comparison of 1967 Request with 1966 Operation

Safety inspector:	
1966 available	5
1967 House allowance	---
Restoration requested	1
1967 total	6

INCREASE IN WORKLOAD

Senator BYRD. Mr. Richard R. Seideman.

Mr. SEIDEMAN. That is right, Mr. Chairman.

Senator BYRD. All right, Mr. Seideman.

Mr. SEIDEMAN. Mr. Chairman, the Minimum Wage Industrial Safety Board feels that in order to carry out its functions of investigating compliance with the wage and hour laws and industrial safety laws, that one wage and hour investigator and one industrial safety inspector is absolutely necessary to perform this function. There has been a substantial increase in the workload of the Minimum Wage Division since the last addition of the wage and hour investigator in 1958.

The number of women and minors protected by the seven existing wage orders in the District of Columbia has increased more than 11 percent since 1958. There have been increases in the minimum wage rates under these wage orders which should be followed by concentrated inspections in the industries affected.

In addition, there has been a continuous upward trend in the amount of wage claims filed under the wage payment and wage collections law.

Senator BYRD. How many positions were allowed by the House?
Mr. SEIDEMAN. None.
Senator BYRD. None? Did you make this request before the House?
Mr. SEIDEMAN. Yes; we did.
Senator BYRD. The House denied the request.
Mr. SEIDEMAN. That is right.
Senator BYRD. How many GS–9 wage and hour investigators do you now have?
Mr. SEIDEMAN. We have five.
Senator BYRD. And how many GS–9 safety inspectors do you now have?
Mr. SEIDEMAN. We have five.
Senator BYRD. And are all positions filled?

STAFF NOT INCREASED SINCE 1960

Mr. SEIDEMAN. Yes, they are. I would like to say, Mr. Chairman, that the staff of the Industrial Safety Division has not been increased since 1960, and since that time there has been over a 22-percent increase in employment, requiring more accident investigations and more safety programing than the Board can now conduct, and the requested safety inspector would enable the Board to devote more time toward promotional and training programs which it offers to labor and management groups, apprentice groups, and public school, vocational and industrial training graduates. The Board considers it essential to have the additional safety inspector in order to maintain its present level of protection and to maintain a progressive accident prevention policy.

PRIORITY OF POSITIONS NEEDED

Senator BYRD. Which is the more needed, the investigator or the inspector?
Mr. SEIDEMAN. At this point I would say that they are both needed. I think that the chairman is aware of the fact that there is going to be a new minimum wage law. I think the Industrial Safety Division, under its current needs, needs a new inspector right now. I think the Minimum Wage Division will have to get an increased staff to help with the new law.
Senator BYRD. Do you have a further statement you would like to place in the record?
Mr. SEIDEMAN. That is it.
Senator BYRD. You may put the whole statement in the record if you would like.
Mr. SEIDEMAN. We have got just some rough figures here.

TRAINING PROGRAM CONDUCTED

Senator BYRD. Does this gentleman wish to say anything?
Mr. GREENE. Yes, Mr. Chairman.
Senator BYRD. Will you identify yourself?
Mr. GREENE. I am the Industrial Safety Director.
Senator BYRD. You are Mr. Charles T. Greene.
Mr. GREENE. That is right. We need this inspector because we are getting such an increased demand on our services. Right now

we are engaged in a training program since we started which has had a very good effect on the accident picture, and we conduct them at night, and we are doing this all on compensatory time if we have it.

Last year we ran up something like over 10 weeks of compensatory time. The fellows have to come back downtown. We have a class running at night from 7 to 9. The training program had such a good effect in construction that we realized something like 1,300 fewer accidents in the last fiscal year than we had before. We would like to continue this, but in order to keep up with our regular scheduled assignments, which must be accident investigation, and as more people find out what we are doing by our training and programing, we get more calls on our services.

This is what has taxed our staff. And when we have a man out for illness or something, our staff is so small that somebody has to fill in, and sometimes we have to avoid and not investigate things that we ordinarily should look into, because of the lack of staff.

Senator BYRD. All right, thank you, gentlemen.

Mr. GREENE. Thank you.

FILING AND RECORDING PROPERTY AND CORPORATION PAPERS

STATEMENT OF PETER S. RIDLEY, RECORDER OF DEEDS; AND JOHN W. FENWICK, AUDITOR AND BUDGET OFFICER

AMENDMENT REQUESTED AND JUSTIFICATION

Senator BYRD. Filing and recording property and corporation papers. For fiscal year 1967 the estimate is $509,100. The House allowance is $505,400, a reduction of $3,700. The amendment requested is $15,000, which is contained in the Senate document.

The justification filed in support thereof will be placed in the record.

(The justification follows:)

F. Filing and recording property and corporation papers, $15,000

	1967 increases requested	House allowance	Senate amendment requested		
			Restoration	S. Doc. 112	Total
Positions	2	1		3	3
Amount	$36,500	$32,800		$15,000	$15,000

Analysis of amendment requested

Position (grade and title) or item	Number requested	Personnel compensation	Personal benefits	Other	Total	Deduct 1968 funding	Net 1967 request
Filing auto liens and chattels:							
GS-4 general documents clerks	2	$9,282	$710		$9,992	$4,996	$4,996
GS-5 supervisory clerk	1	5,181	437		5,618	2,809	2,809
Printing and reproduction				$200	200		200
Other services				1,700	1,700		1,700
Supplies and materials				465	465		465
Equipment				4,830	4,830		4,830
Total	3	14,463	1,147	7,195	22,805	7,805	15,000

The amendment request contained in S. Doc. 112 is for one GS–5 Supervisory Clerk and two GS–4 General Documents Clerks, for the purpose of carrying out the requirements of P.L. 89–493 which provides for ten (10) additional recording functions to be placed in this Agency. Each of these functions is different and carries with it special filing requirements that are spelled out in the law. There is reason to believe that there will be an increase in filing under this law resulting from the general population increase. Each document will have to be carefully examined in order to protect the interest of the public and the Government.

A card filing system is planned for use in connection with these new functions. A Rotary file is being purchased for this need. Renovation was necessary in bringing new functions to the Agency. All other supplies are necessary for the setting up of a new division.

REQUEST FOR CLERKS

Senator BYRD. The witness is Mr. Peter S. Ridley, recorder of deeds. Mr. Ridley, go right ahead.

Mr. RIDLEY. We come before you here, Mr. Chairman, with Mr. John Fenwick, who is the auditor and budget officer. We make a request as a result of placing in the recorder of deeds office certain functions under Public Law 89–493, and request is made for one GS–5 clerk, supervisory clerk, and two GS–4 general document clerks for the purpose of carrying out the requirements of Public Law 89–493, which provides for 10 additional recording functions to be placed in this agency.

Each of these functions is different and carries with it special filing requirements. Practically all of them are new to us, and we have submitted before you the minimum staff we feel can carry out these new functions as to the office. There is reason to believe there will be an increase in the filing under these functions as the population increases, and each document will have to be carefully examined on an individual basis in order to protect the interests of the public and government. That is the request we make.

Senator BYRD. You have read what is before me. What are you going to tell me in addition to that?

OFFICE ADDED FUNCTIONS

Mr. RIDLEY. We have 10 new functions here that are different. As far as our filing is concerned, we feel that we need just this minimum staff to start off with. There are possibilities in this that we can't exactly estimate, but we did this on the basis of our best estimate.

Senator BYRD. You don't have any staff that you can assign to these additional functions?

Mr. RIDLEY. We do not. We would have to set up a new section in the agency to take care of this new function.

Senator BYRD. You do have to.

Mr. RIDLEY. Yes, sir. There are 10 different ones and they are quite involved.

Senator BYRD. And you are asking for three new positions.

Mr. RIDLEY. Did you ask me to itemize the functions, sir?

Senator BYRD. No. There are three new positions to carry out the 10 additional——

Mr. RIDLEY. Yes, sir, there are three new additions.

Senator BYRD. How many people do you have in your operation now, Mr Ridley?

PRESENT AUTHORIZED PERSONNEL

Mr. RIDLEY. Sixty-eight are authorized.

Senator BYRD. Do you have any vacancies?

Mr. RIDLEY. We have some vacancies that we are in the process of filling at this time, sir.

Senator BYRD. Was this item not presented to the House?

Mr. RIDLEY. This was not. The law was passed after that.

BUDGET REQUEST FOR RENOVATION

Senator BYRD. What is meant by other services, $1,700?

Mr. RIDLEY. We have an itemization. That is the renovation for the new division. I think that is what it means, $1,700. We have to put up partitions and use another part of the room in order to have space for the new functions, and we have a machine to go in there, large Diebold machine for recording. These are for merely court functions and we need this space—renovation, $1,700.

Senator BYRD. Is it all for renovation, the $1,700?

Mr. RIDLEY. I would say that is right. That is all for renovation.

Senator BYRD. Why don't you take another look and make sure.

Mr. RIDLEY. I have an itemization here, sir. The total operating cost was $7,195, and in that we have set aside $1,700 for renovation of this section.

Senator BYRD. For renovation.

Mr. RIDLEY. Yes, sir.

Senator BYRD. Equipment, $4,830. This is the new equipment needed for the 10 additional functions to be performed by your office?

Mr. RIDLEY. We have here—I didn't get the total—a Diebold machine, $3,000, I can break it down that way, typewriters and desks and all, I believe the total would be $4,800. I have itemized the total figures.

BREAKDOWN OF ADDITIONAL FUNCTIONS

Mr. LOWE. Mr. Chairman, since I don't believe the record otherwise contains it, perhaps you would like to have Mr. Ridley reflect the 10 additional functions.

Senator BYRD. Why don't you do that for the record, will you, Mr. Ridley, and we won't take the time now. If you will just insert that for the record. Do you have it there?

Mr. RIDLEY. I would rather send it in, but I am ready to talk about it.

Senator BYRD. Very well, let us have that for the record.

Mr. RIDLEY. I will be glad to.

Senator BYRD. Thank you very much, gentlemen.

(The information follows:)

PUBLIC LAW 89-493, 89TH CONGRESS, S. 1611

Effective date: November 1, 1966.

To transfer certain functions from the United States District Court to the Office of Recorder of Deeds, D.C.

48-101

1. Filing a description of the names or trade marks appearing on bottles containing *mineral waters* and other beverages.

48–302

2. Registration of containers for beverages composed principally of *milk*. Venders shall file a description or facsimile or a sample of the original package.

48–201

3. The filing of the description of a name, marks or devices used by corporations or businesses selling or distributing *milk or cream*.

48–401

4. Registration of *labor union labels*. The reference here is to a drawing of a label, brand, mark or other character designating the products of the employees of the union.

46–304

5. *D.C. Unemployment Compensation* liens against the property of those who have neglected or failed to pay the required unemployment contributions.

38–102

6. *Mechanic's liens* on real property or machinery.

38–103

7. The filing of liens by sub-contractors or laborers against property for which they have furnished materials or labor.

38–302

8. The filing of hospital liens.

6323 Internal Revenue Code

9. U.S. income tax liens.

47–106

10. D.C. tax liens—personal property and others.

COUNCIL ON HUMAN RELATIONS

STATEMENT OF MRS. RUTH BATES HARRIS, EXECUTIVE DIRECTOR

AMENDMENT REQUESTED AND JUSTIFICATION

Senator BYRD. The next item is the Council on Human Relations.

The fiscal year 1967 estimate is $94,300. The House allowance is $59,400, a reduction of $34,900. The amendment requested of $26,886 consists of $24,286 restoration request and $2,600 for reallocations contained in the Senate document.

The justification filed in support thereof will be placed in the record at this point.

(The justification follows:)

G. Council on human relations, $26,886

	1967 increases requested	House allowance	Senate amendment requested		
			Restoration	S. Doc. 112	Total
Positions	5		5		5
Amount	$39,400	$4,500	$24,286	$2,600	$26,886

Analysis of amendment requested

Position (grade and title) or item	Number requested	Personnel compensation	Personal benefits	Other	Total	Deduct 1968 funding	Net 1967 request
Reallocations		$2,600			$2,600		$2,600
Travel				$425	425	$212	213
GS–13 director of compliance	1	12,510	$936	610	14,056	6,723	7,333
GS–11 intergroup relations specialist	2	17,922	1,384	1,311	20,617	9,653	10,964
GS–4 clerk-typist	1	4,641	355	611	5,607	2,498	3,109
GS–2 clerk-typist	1	3,814	298	611	4,723	2,056	2,667
Total	5	41,487	2,973	3,568	48,028	21,142	26,886

Administration, $26,886: The restoration request of $24,286 will provide five positions—one GS–13 intergroup relations specialist, two GS–11 intergroup relations specialists, one GS–14 clerk-typist and one GS–2 clerk-typist—plus related expenses. In addition, S. Doc. 112 contains a request for $2,600 for reallocations.

A GS–13 Intergroup Relations Specialist is needed to direct the investigation and handling of complaints under the Commissioners' Regulations concerning Fair Housing and Equal Employment Opportunity. The complaint load during 1965 was a significant 319. The requested person would serve as a complaint supervisor and would direct the work of two field investigators.

Two additional GS–11's, Intergroup Relations Specialists, are necessary. One of these persons would serve as a complaint specialist in relation to the field of employment and would have direct responsibility for processing complaints under the Commissioners' Equal Employment Opportunity Regulation. The second requested GS–11 position would be a fact finding and research specialist and would direct various surveys and fact finding efforts concerning discrimination, employment and related areas. This person would also handle some complaint work as required.

A GS–4 clerk-typist is urgently needed to assist the GS–13 Intergroup Regulations Specialist with secretarial duties and record keeping. Substantial records of complaints are required by the Commission's Equal Employment Opportunity Regulation.

A GS–2 clerk-typist is needed to assist with general office filing and typing, serving as a receptionist and to assist in handling telephone and personal inquiries to the office.

The increase in travel allowance is necessary to cover the expenses of the investigation of complaints under the Commissioners' Regulations throughout the District. Pool transportation is frequently not available for these purposes, requiring greater expenditure and public transportation in support of these program responsibilities.

The above restorations are needed to effectively perform the Council's increasing workload. The ever-broadening functions of the Council create a growing demand for professional and clerical services. The workload includes investigation, arbitration and the resolving of complaints of discrimination in District Government, by government contractors and by other business firms. It also involves human relations institutes, seminars and speaking engagements for District Government agencies and community relations and the formulation of and participation in programs for the promotion of good human relations and better understanding in the District of Columbia.

Two positions were reallocated during fiscal year 1966. These positions are costing approximately $2,600 more a year. In this small appropriation, it is not possible to absorb this added cost without curtailing some of the functions of this office.

Comparison of 1967 request with 1966 operation

	1966 available	1967 House allowance	Restoration requested	1967 total
Director of compliance			1	1
Intergroup relations specialists	1		2	3
Clerk-typist	1		2	3

FIVE POSITIONS TO BE FILLED

Senator BYRD. Mrs. Harris, you may proceed, if you will.

Mrs. HARRIS. The Commissioners' Council on Human Relations is charged with the responsibility of assisting the Commissioners in their efforts to achieve equal opportunity for all residents of the District.

Senator BYRD. Mrs. Harris, we know all about this, and we are going to put the statement in the record. So you tell us why you need these additional persons.

Mrs. HARRIS. What we are asking for, sir; is a total of five positions: one intergroup relations specialist, grade 13; two at grade GS–11; one GS–4 secretary; and one GS–2 clerk-typist.

Those persons are needed very badly, sir, to carry out the various activities of the Council on Human Relations.

Senator BYRD. Now, let me ask you: Did you present this request to the House?

Mrs. HARRIS. Yes; we did.

PRESENT NUMBER OF CLERK-TYPISTS

Senator BYRD. How many clerk-typists do you now have, GS–2 clerk-typists?

Mrs. HARRIS. We have no GS–2's. We have a GS–4 clerk-typist and a GS–6. We only have two secretaries.

Senator BYRD. You have one GS–4 and one GS–6.

Mrs. HARRIS. Right.

DIRECTOR OF COMPLIANCE

Senator BYRD. Now, you are asking for a GS–13 director of compliance.

Mrs. HARRIS. Yes.

Senator BYRD. What is this position needed for?

Mrs. HARRIS. This position is needed to direct investigation of complaints. Right now we are required, with our small staff, a total of 5, to not only investigate complaints on housing and in private employment, and in the District government employment, but also to direct what we call affirmative action programs, working with private industry and working with District government employers of the 39 District departments, as well as with realtors in the District of Columbia, in investigating complaints, but doing more importantly the positive work of encouraging equality among all persons.

This one GS–13 will allow us then to have one person who would be in charge of investigations overall, that is fair housing, private industry, as well as District Government.

FUNCTIONS OF INTERGROUP RELATIONS SPECIALIST

Senator BYRD. What would be the functions of the GS–11 intergroup relations specialist?

Mrs. HARRIS. We are requesting two, and those intergroup relations specialists would then help us, one, to do factfinding and research. We do practically none of that. We can't even keep up with statistical data. We do very limited research, and as a result, sometimes we

are required to seek such information from other agencies, and to accept this even though it might not be too accurate.

In addition, the second intergroup relations specialist would help us to carry out the function of processing of complaints, and there, again, that would be in the District government and in private industry. I might say here that even since our request, we now have a new activity in the office which requires us to be responsible for the manpower survey which once was required of the personnel office.

We also have new machinery for processing, let's say, complaints of District government, which includes not only conciliation and persuasion but also includes hearings.

NEED FOR POSITIONS

Senator BYRD. Why do you need a GS–13 Director of Compliance who would handle complaints, and three GS–11 intergroup specialists, one of whom would also handle complaints?

Mrs. HARRIS. The GS–13 person would have responsibility, not only in equal employment but also in fair housing and also in handling complaints against private industry, which means he must be most knowledgeable in fair housing as well as equal employment.

It is difficult to find such a person at a grade 11.

Senator BYRD. Why couldn't he handle the complaints that would be handled by the second GS–11 position?

Mrs. HARRIS. Well, actually, as I said, he must be most knowledgeable and most of the people we find today have a specialty, possibly, in employment, or they have a specialty in housing, or they have experience in one or the other, but it is most difficult to find that person who has experience and who can be knowledgeable in all these fields. We have not only to compete with other District government agencies, but also with the Federal Government, in the District of Columbia.

Senator BYRD. How many positions do you now have, did you say?

PRESENT AUTHORIZED STAFF

Mrs. HARRIS. We now have five persons on our staff, and we are seeking five more.

Senator BYRD. And will you break down the five by position that you now have?

Mrs. HARRIS. That we now have? We have a director, myself, the assistant director, and one other intergroup relations specialist and two secretaries, one grade 6 and one grade 4.

Senator BYRD. So you would have three intergroup relations specialists, if the requests were to be allowed?

Mrs. HARRIS. Yes.

Senator BYRD. And you have how many clerk-typists now?

Mrs. HARRIS. We now have two, one GS–4 and one GS–6.

Senator BYRD. Why do you suppose the House disallowed this?

Mrs. HARRIS. I don't know, sir. I can say this. When our request went to the House, the Commissioners at that time had not approved the new machinery for handling District Government complaints.

MANPOWER REPORT & COMMISSIONER'S EQUAL OPPORTUNITY REGULATIONS

At that time we did not have the responsibility of the manpower report, which is quite a task in itself. And it is possible, too, that we were not sure how many complaints we would be getting from private industry, because the Commissioners' equal employment opportunity regulation was new, and we didn't take into account the fact that we would have much to do with the affirmative action program.

Senator BYRD. It wasn't new when you went before the House, was it?

Mrs. HARRIS. No; it wasn't new then. Well, let's say it is a little over a year old. It was issued on July 2, 1965.

COMPLAINT LOAD

Senator BYRD. The complaint load during 1965 was 319?

Mrs. HARRIS. Yes.

Senator BYRD. What is the complaint load this year thus far?

Mrs. HARRIS. We have received close to 200 complaints during the first 6 months of the year, and I might say that this is very similar to very large cities such as Detroit, Chicago, and St. Louis.

Senator BYRD. Are we talking about fiscal year here, or calendar year?

Mrs. HARRIS. Where we say 319, we are actually talking about the calendar year.

Senator BYRD. The calendar year?

Mrs. HARRIS. Yes. We have received close to 200 for the first 6 months.

Senator BYRD. Now the GS–13 Director of Compliance would direct the work of two field investigators. Do you presently have the field investigators?

Mrs. HARRIS. No, we haven't. We need them very badly.

Senator BYRD. They are not among these five you are requesting here, are they?

Mrs. HARRIS. We need them, yes. They would be field.

Senator BYRD. But they are not among the five positions you are requesting, are they?

Mrs. HARRIS. Yes.

Senator BYRD. Are they, the two field investigators?

Mrs. HARRIS. The two Grade 11's?

Senator BYRD. I see. Is that what you call field investigators?

Mrs. HARRIS. That is right. May I ask Mr. Lowe to correct me if I make any errors. I am rather new.

Senator BYRD. How much of the GS–13's time do you think would be needed for directing the work of the two field investigators?

SUPERVISION OF FIELD INVESTIGATORS

Mrs. HARRIS. I would say approximately half of his time. Our problem is that we still haven't included our task in working with residents, international residents who need a certain amount of orientation in the District. We haven't included any of that. We haven't included problems of tension and unrest. In other words, all of that is just eliminated in our request.

AFFIRMATIVE ACTION PROGRAMS

I would say approximately 50 percent. What we plan to do is to put our greatest efforts into positive affirmative action programs so that we can actually prevent complaints as a result.

Senator BYRD. What kind of a program is an affirmative action program?

Mrs. HARRIS. A good example of it, I suppose, would be the program of the Metropolitan Washington Board of Trade. The executive vice chairman met with us the other day. What we would like to do is to work cooperatively with their 7,000 member firms toward an affirmative action program which would include helping them in advertising for jobs and in on-the-job training programs, and so forth, and we have agreed that this would be a good venture.

The Board of Trade also has issued a pamphlet handbook for careerists, which helps to provide knowledge, various suggestions to the job applicant on interviews, and so forth. We could work with them in this type of program, which ultimately would prevent complaints.

We want to do the same thing in District government.

PREPARED STATEMENT

Senator BYRD. Thank you, Mrs. Harris.

Mrs. HARRIS. Thank you.

Senator BYRD. Your statement will be included in the record in full.

(The statement follows:)

The Commissioners' Council on Human Relations is charged with the responsibility of assisting the Commissioners in their efforts to achieve equal opportunity for all residents of the District, regardless of race, religion, national origin, sex or age. We are further charged to strive for improved communication and understanding between all racial and ethnic communities in the District.

During FY 1966, for example, the Council administered the Commissioners' Fair Housing Regulation and their Regulations against discrimination in private employment and District Government employment. We assisted the contract departments of District Government in the development of more effective procedures for the enforcement of the Commissioners' policy requiring equal employment opportunity on the part of all contractors. We cooperated with the Human Relations Committee of the Public Schools in the development of human relations activities within the schools. We have, since July 2, 1965, administered the Commissioners' new Regulation concerning Equal Employment Opportunity in private industry. We processed a total of 319 complaints of discrimination during calendar year 1965.

We have worked closely with the Metropolitan Police Department in the development of Human Relations and Community Relations programs and have helped in ameliorating and preventing tensions and unrest through close cooperation with the Police Department and the community and members of the Board of Commissioners.

Given the current tensions and pressures surrounding civil rights issues, we believe that the Council has an important role to play and can make a major contribution to the health and future development of the District.

We are requesting of the Senate a budgetary restoration of $26,686. Aside from reallocations, this increase would make possible the employment of three additional intergroup relations specialists 2 at GS 11, 1 at GS 13 and two more clerks (1 at GS 4 and 1 at GS 2), bringing our total staff size to 10.

We sincerely believe that this request represents the minimum necessary if the Council is to handle its present responsibilities in an adequate fashion.

In the 11 American cities of over 750,000 population with public human relations agencies only two such agencies, St. Louis and Miami, have staffs as small as ours. Of the others, staff sizes range from 10 in San Francisco and Cleveland

to 20 in Detroit, 55 in Philadelphia and 77 in New York. Our staff size, at present, is five.

Of these 11 cities, only Washington has a population with a Negro majority.

Because of the shortage of staff resources, the Council does not and cannot serve the Government and citizens of the District in an acceptable manner.

Two years ago, the human relations agency of Los Angeles County had a staff of 19. This agency now has a staff of 48 with a future authorized strength of around 90. The problems of Los Angeles may be more visible at the moment than those of Washington but are not more acute.

We appreciate deeply this opportunity to meet before your Committee and prayerfully hope that you will give our modest budget request your most careful consideration.

METROPOLITAN WASHINGTON COUNCIL OF GOVERNMENTS

STATEMENT OF WALTER A. SCHEIBER, EXECUTIVE DIRECTOR, ACCOMPANIED BY ALBERT A. GRANT, TECHNICAL DIRECTOR, TRANSPORTATION PLANNING BOARD

AMENDMENT REQUESTED AND JUSTIFICATION

Senator BYRD. The subcommittee will now take up the item of the Metropolitan Washington Council of Governments.

The fiscal year 1967 estimate is $76,300, and no reduction was made by the House in this estimate. The amendment requested to $21,691 is contained in the Senate document.

The justification filed in support thereof will be placed in the record at this point.

(The justification follows:)

H. Metropolitan Washington Council of Governments, $21,691

	1967 increases requested	House allowance	Senate amendment requested		
			Restoration	S. Doc. 112	Total
Positions					
Amount	$28,300	$28,300		$21,691	$21,691

Analysis of amendment requested

Position (grade and title) or item	Number requested	Personnel compensation	Personal benefits	Other	Total	Deduct 1968 funding	Net 1967 request
Transfer to Washington Metropolitan Council of Governments				$21,691	$21,691		$21,691

The funds requested in S. Doc. 112 represent the District of Columbia's ⅓ share of local government funds which will be used to support a grant of $133,333 from the Department of Housing and Urban Development. Combined Federal and local funds for this program amount to $200,000.

The Federal Aid Highway Act of 1962 required the establishment of a continuous transportation planning process in metropolitan areas having a population over 50,000. To meet this requirement, the local governments and three highway departments of Maryland, Virginia and the District of Columbia established on uly 1, 1965, a National Capital Region Transportation Planning Process. This process is administered through a Board composed of representatives

of the local governments, highway departments and certain Federal representatives.

The funding of transportation planning is divided between the Bureau of Public Roads, the highway departments and the participating local governments. A guide prospectus has been prepared setting forth a 5-year transportation planning program at a cost of approximately $4,200,000. These types of transportation studies throughout the country are generally financed ⅓ by the Bureau of Public Roads, ⅓ by grants from the Department of Housing and Urban Development and ⅓ by the local governments and State Highway Departments.

In fiscal year 1967, a portion of the funding for the transportation planning process amounting to $200,000 will be ⅔'s financed by a grant from the Department of Housing and Urban Development. Local matching funds amounting to $66,667 are required by the local jurisdictions to match Federal funds, and the Regional Transportation Planning Board has pro-rated the shares as follows:

District of Columbia	$21,691
Maryland jurisdictions	24,556
Virginia jurisdictions	20,420
Total	66,667

The Maryland and Virginia jurisdiction have approved local funds to support the program.

At the time the fiscal year 1967 budget was formulated, the National Capital Region Transportation Planning Board was not directly affiliated with the Metropolitan Washington Council of Governments, but was seeking a grant from HUD through the Council of Governments because COG was the only area-wide planning agency in the National Capital Region eligible for such grants. Consequently, COG has agreed to request such a grant from the Department of Housing and Urban Development based on the provision of local matching funds from the participating jurisdictions in the National Capital Region Transportation Planning Process. It should be noted that this complicated financial arrangement will not be required in the future because of an agreement between the Council of Governments and the Transportation Planning Board to combine activities at both the policy and technical levels and jointly plan their efforts in future years. Therefore, subsequent to this fiscal year, the local budget for transportation planning will be included in requests by the Council of Governments.

COORDINATED TRANSPORTATION PROCESS

Senator BYRD. You are Mr. Walter A. Scheiber.

Mr. SCHEIBER. That is correct, and I have with me Mr. Albert A. Grant, who is Technical Director of the Transportation Planning Board.

Senator BYRD. Do you have a prepared statement?

Mr. SCHEIBER. No, I do not, sir, but I will be happy to answer any questions you might have.

Senator BYRD. Proceed with your justification.

Mr. SCHEIBER. The Federal-Aid Highway Act of 1962 mandates that in all urban areas of more than 50,000 population, there must be in effect after July 1, 1965, a continuous coordinated comprehensive planning transportation process.

As of July 1, 1965, there was in existence the National Capital Regional Planning Board, of which I am Executive Director. That Board was in its formative stages last summer—by last summer, I mean the summer of 1965—at which time the District budget for fiscal 1967 was being prepared.

On February 15, 1966, the Transportation Coordination Committee, consisting of representatives of all of the local governments and State highway departments in the region, approved an assessment to carry

on one portion of this transportation planning process as mandated by the Federal-Aid Highway Act, and allocated contributions to be made by the various local governments. The total in local contributions to be provided for the support of this mandated activity was $66,667.

The share of the District of Columbia was $21,691. To date, of the 10 local governments affected, 9 of them, all with the exception of the District, have committed funds to support the transportation planning process as shown on this chart, sir, and as of this day, 7 of the 10 local governments involved, including those shown in the last column on the chart, have actually made payment of the contributions which were assessed against them.

The purpose of the assessment was to match a grant from the Department of Housing and Urban Development in the anticipated sum of $133,333. Application for that grant was made on behalf of the Planning Board by the Metropolitan Washington Council of Governments on July 15, 1966, and is now pending.

Senator BYRD. All right; we will place this table in the record.

(The table follows:)

Transportation planning process—local government contributions, fiscal year 1967

Jurisdiction	Amounts approved by transportation planning board	Amounts approved by local governments	Amounts received as of Sept. 30, 1966
District of Columbia	$21,691	0	0
State of Maryland:			
Montgomery County	11,304	11,304	11,304
Prince Georges County	13,252	13,252	13,252
Total	24,556	24,556	24,556
State of Virginia:			
Alexandria	3,098	3,098	3,098
Arlington County	4,832	4,832	4,832
Fairfax County	8,792	8,792	0
Fairfax City	482	482	482
Falls Church	299	299	299
Loudoun County	774	774	774
Prince William County	2,143	2,143	0
Total	20,420	20,420	9,485
Grand totals	66,667	44,976	34,041

Senator BYRD. Mr. Grant, do you have anything you might contribute?

Mr. GRANT. Any questions you might have, sir, I would be happy to try to answer.

Senator BYRD. I have no questions.

General DUKE. Senator, may I make a statement?

Senator BYRD. Yes, General Duke. I should have asked you.

METROPOLITAN PLANNING

General DUKE. Since the committee is hearing the restoration and amendments only, the committee does not, of course, go into the full scope of the activities of the Council of Governments, and I would just like to take this opportunity of underscoring the reliance that the

District of Columbia government is making now on this council for its metropolitan planning activities and other actions that involve the metropolitan area generally.

The Council of Governments is now the focal point for metropolitan planning of the political jurisdictions, and as you can see from this amendment that is being requested today, it represents an integration of the surface transportation, the freeway planning, along with the land-use planning and other elements of planning of the metropolitan area.

The council has certainly gone a long way in the few years that it has been in existence, and I would like just to take this opportunity to pay tribute to its work and express the confidence that we have in its future.

Senator BYRD. Thank you, General Duke. All right, gentlemen, thank you.

Mr. SCHEIBER. Thank you, Senator.

WASHINGTON METROPOLITAN AREA TRANSIT AUTHORITY

STATEMENT OF BRIG. GEN. C. M. DUKE, ENGINEER COMMISSIONER; ACCOMPANIED BY SCHUYLER LOWE, DIRECTOR OF GENERAL ADMINISTRATION

JUSTIFICATION

Senator BYRD. The Washington Metropolitan Area Transit Authority.

The Washington Metropolitan Area Transit Authority Compact is now being considered by Congress for approval. I understand that the request before the subcommittee for $257,300 is for the District of Columbia's share of administrative expenses of the compact.

The justification filed in support thereof will be placed in the record at this point.

(The justification follows:)

1. Washington metropolitan area transit authority, $257,300

	1967 increases requested	House allowance	Senate amendment requested		
			Restoration	S. Doc. 112	Total
Positions					
Amount				$257,300	$257,300

Analysis of amendment requested

Position (grade and title) or item	Number requested	Personnel compensation	Personal benefits	Other	Total	Deduct 1968 funding	Net 1967 request
Transfer to Washington Metropolitan Area Transit Authority				$257,300	$257,300		$257,300

The Washington Metropolitan Area Transit Authority Compact is now being considered by Congress for approval. The Senate has passed the compact legislation and the House Judiciary Committee has reported it out to the House.

This compact legislation was developed by the local political jurisdiction of the National Capital Region under Title III of the National Capital Transportation Act of 1960. In this Act the Congress authorized the District of Columbia to negotiate an interstate compact with Virginia and Maryland to establish an organization capable of providing regional transit facilities.

In regard to the matter of administrative expenses, the legislation specifies that "Prior to the time the authority has receipts from appropriations and contracts or agreements . . . the expenses of the Authority for administration and for preparation of a mass transit and financing plan . . . shall . . . be borne by the District of Columbia, by the Washington Suburban Transit District and the component governments of the Northern Virginia Transportation District. Such expenses shall be allocated among such governments on the basis of population as reflected by the latest available population statistics of the Bureau of the Census . . . ."

The provisional Board of Directors has reviewed the latest population estimates available and has agreed to the following distribution of the total $775,000 budget proposed for fiscal year 1967:

Jurisdiction	Population estimates, July 1965	Percent distribution	Fund distribution
District of Columbia	802,000	33.2	$257,300
Montgomery County	428,000	17.8	
Prince Georges County	519,000	21.5	
Subtotal		39.3	304,575
Alexandria City	107,000	4.4	
Arlington County	178,000	7.4	
Fairfax County	379,000	15.7	
Subtotal		27.5	213,125
Total	2,413,000	100.0	775,000

The proposed total budget will be used for the following purposes:

Route selection and traffic study	$250,000
Engineering capital cost study	100,000
Operating cost study	75,000
Fare collections, economics of parking charges, concessions and other matters	100,000
Administrative, staff, and consulting services	250,000
Travel	25,000
Rent	5,000
Printing	30,000
Supplies and equipment	15,000
Reimbursable staff services such as contract supervision and general office expenses	75,000
Secretary to the Authority and stenographic services	25,000
Financial planning	25,000
Personnel planning	5,000
Legal consulting	45,000
Total	775,000

The purpose of the authority is:

(1) to plan, develop, finance and cause to be operated improved transit facilities, in coordination with transportation and general development planning for the Washington Metropolitan Area transit zone, as part of a balanced regional system of transportation, utilizing to their best advantage all the various modes of transportation,

(2) to coordinate the operation of the public and privately owned and controlled transit facilities into a unified regional transit system, and

(3) to serve such other regional purposes and to perform such other regional functions as the signatories may authorize by appropriate legislation.

The Authority must proceed expeditiously with development of a regional balanced Mass Transit Plan for the immediate and long range needs of the area. The importance of such a plan to the economic well being of the area cannot be too strongly emphasized. Experience in Toronto, Canada has indicated that the initial subway line inaugurated in 1954 has revitalized the downtown district and provided a strong incentive to new business. Coordination of bus feeder services to the suburbs has worked well.

Tax assessments along the downtown axis has increased 45% between 1952 and 1962 and 107% along the outer reaches. Financial writers in Toronto have likened the coming of a new subway as a "license to print money" when its effect on land prices is considered.

The plan to be developed by the Authority must be coordinated with the plan for the District of Columbia now being developed by the National Capital Transportation Agency. Balanced transportation systems on an area basis can make significant contributions to the vitality of a city. "Balanced" encompasses the use of autos on expressways, fringe parking areas, feeder buses and high-speed rail rapid transit—each used to its best advantage to compliment the effectiveness of the others.

To best accomplish the coordinated planning for the region and to avoid duplication and overlap between now and the time the functions and duties of the Agency are transferred to the Authority, September 30, 1967, the provisional Board of Directors of the Authority and the Administrator of the Agency have formulated guidelines for cooperation that in effect assure coordinated planning and avoidance of duplicate staffs. In large measure, this will be accomplished by means of the Agency performing the planning and most of the other work for the Authority on a reimbursable basis. In this way, on September 30, 1967, the duties, functions, and staff of the Agency can be assumed by the Authority with no disruption to progress. Details of these arrangements are available if desired.

Contractual Studies

The first effort of the Authority will be to determine the rail rapid transit system which the region needs and which fits into an overall regional transportation network. The physical plan must be selected before a definitive financial program can be adoped. Many studies have already been undertaken and data have been developed which will be of considerable value in the determination of a regional rail rapid transit system.

Looking toward the development of a financial program, the physical rail rapid transit system must be evaluated with these considerations in mind: (1) how many people will use the system and how much revenue will be obtainable from the fare box; (2) how much will it cost to construct and equip the system; and (3) how much will it cost to operate the system. When this information is known, a net project cost (that amount which cannot be financed from the fare box) can be ascribed to each system which is being evaluated and a system selection and financial program can be developed.

It is with objective in mind that the Authority proposes the following contractual studies:

1. Route Selection and Traffic Study (Cost: $250,000)

This study will select three or four alternative systems and will develop traffic and revenue forecasts for each of these systems. The selection of alternative routes will involve close coordination with local governmental jurisdictions, with the Federal establishment, and with area highway and planning agencies in the development of travel and land use plans and forecasts.

The present traffic study being undertaken by NCTA will be of considerable help in developing traffic forecasts for a regional system. NCTA's study for the 25-mile central system includes a comprehensive and detailed origin and destination survey of bus riders for the region. This origin and destination study will be equally as useful in developing traffic forecasts for a regional system as it is for the 25-mile central system.

The proposed route selection and traffic study will provide part of the necessary data from which the Authority can select a physical plan for a regional rail rapid transit system. The study will develop system estimates of peak hour, daily, and annual rapid transit riders for a selected forecast year. The estimates will be broken down by line and by mode of arrival at the rapid transit stations (i.e., walk-ons, parkers, kiss and ride, or bus transfers). These traffic estimates can then be translated into revenues and show revenue estimates for three or four systems which the Authority may wish to evaluate.

2. Engineering Capital Cost Study (Cost: $100,000)

This study will include the development of capital costs for each of the alternative transit systems selected by the Authority for analysis. These costs will be preliminary estimates, developed in detail sufficient for (1) evaluation and comparison of the alternative systems, and (2) establishment of conceptual financial programs.

This engineering study will develop capital cost estimates for the alternative system broken down by the various component items. These include basic subway (tunnel or cut and cover), areal and other open construction costs; track work, train control, power distribution and related wayside facilities; stations, parking lots and bus transfer facilities; rolling stock and associated equipment; yards; and right-of-way requirements for the various items of construction. The study, in coordination with the traffic study, will also develop information on the need and feasibility of parking facilities and station locations. Finally, the study will develop appropriate construction schedules for the alternative systems.

3. Operating Cost Study (Cost: $75,000)

This study would provide the final input into the selection of a physical plan and would supplement the traffic and capital cost studies.

This study will lay out a schedule of operations for each alternative system and will develop cost estimates for each of these operations. The major components of these operational costs to be developed include maintenance of way and structure, maintenance of equipment, conducting transportation, power, injury and damage, and general and administrative costs. In addition, the study will determine the number of vehicles required for each of these systems and the depreciation expenses needed for adequate replacement programs.

OTHER STUDIES AND STAFF SERVICES

The three contractual studies itemized above and estimated to cost $425,000, will allow the Authority to select a physical plan and to devise a financial program. These efforts will constitute the bulk of the Authority's activities during fiscal year 1967.

There are, however, supporting and supplemental activities which the Authority will undertake towards the end of the fiscal year. These include studies of fare collection and fare transfer facilities, the economics of parking charges, the utilization of concessions at selected stations, the establishment of an integrated budget and accounting system, and other expert consultants assistance relating to particular problems. $100,000 has been budgeted to cover the costs of these activities.

The authority anticipates utilizing NCTA's staff to develop the scope of work for each contract, to select the contractors, and to monitor, direct and analyze the work to be undertaken by the contractor, and to undertake specific staff studies. This will require the services of NCTA's technicians in the fields of planning, engineering, traffic, operations, economics, administration, architecture, and public information. All staff services provided by NCTA will be undertaken on a reimbursable basis. Together with associated administrative expenses such as rent, travel, printing, supplies and equipment, and supplementary requirements of the Directors, these costs are estimated at $150,000.

Another $100,000 has been budgeted for independent financial, legal and personnel consulting services and for the corporate secretary to assist the Directors in establishing the Authority as a functioning entity.

The estimated total requirements for administrative, staff and consulting services is $250,000.

SUMMARY

The Authority proposes to initiate immediately all actions that are necessary to expedite the regional mass transit system. The major actions involved, enumerated above, are as follows:

Route selection, traffic, engineering and operating cost studies	$425,000
Fare collection, economics of parking charges, concessions and other matters	100,000
Administrative, staff and consulting services	250,000
Total	775,000

INTERSTATE TRANSIT COMPACT

Senator BYRD. Mr. Lowe, you or General Duke, or both, are prepared to speak to this item. General Duke, why don't you tell us about it.

General DUKE. Mr. Chairman, I am delighted to. This is the first time this particular item has come before the committee. As you just mentioned, the legislation which grants the consent of Congress for the local jurisdictions to enter into an interstate transit compact has passed the Senate, and it also, as a matter of interest, has been reported out by the House Judiciary Committee for House action.

This request must be identified as a contingent request, contingent upon the ratification of the consent legislation by the Congress, and its signature by the President.

FUNCTION OF TRANSIT AUTHORITY

However, the purpose of the compact is to provide an organization to plan, construct, and operate the rapid transit facilities of the metropolitan area—in essence, to takeover from the National Capital Transportation Agency those functions that it is now performing in this connection. The compact transfers the responsibility and authority to perform these functions from a Federal agency to a local or metropolitan agency.

The compact provides that, until such time as the authority is self-sufficient from the revenues of the rapid rail organization, the costs of the authority will be borne on a basis of relative population of the various political jurisdictions.

DISTRICT OF COLUMBIA SHARE OF COST

The District of Columbia percent distribution of those costs for fiscal 1967 is 33.2 percent, roughly one-third of the proposed budget for fiscal 1967.

That budget, as contained in the justification that has been presented to the committee, totals up to $775,000, and as you can see, the bulk of that is in the performance of route selection and traffic study, engineering costs study and operating cost study of the metropolitan rapid transit system; that is, the local core system that is currently authorized to expand and extend into the suburbs, and also, undoubtedly, to expand within the District of Columbia itself.

FUNDS FOR COST STUDIES

Some $250,000 are scheduled for the route selection and traffic studies, $100,000 for the construction costs studies of the previous transit plan that would be developed by the route selection study, and then, $75,000 to be applied to an operating cost study which would review the operating costs of the recommended system for the long-term future. Then $100,000 for several smaller studies, having to do with fare collections, parking charges, concessions and other such related but admittedly less significant matters than the ones identified before.

And then, a bulk item of $250,000 for administrative costs, both on the part of the National Capital Transportation Agency and the Transit Authority itself.

It is proposed that prior to the time the Transportation Agency is taken over by the Authority, the studies required by the metropolitan system will be planned and supervised by the NCTA—all but the studies themselves, which will undoubtedly be performed by consultants.

The scope of these studies and the supervision of them will be performed by the NCTA under cost-reimbursable arrangements. The idea is to have a completely integrated planning process, so that there is no duplication of effort between the Authority and the transit agency.

ADMINISTRATIVE EXPENSES

Some $100,000 of this last $250,000 administrative charge is anticipated for the cost of the Authority itself, having to do with its own organization with respect to secretarial, stenographic services, financial planning, and legal assistance Of this total, the District of Columbia's share is $257,300, the amount in the amendment request that is here today. That completes my statement, Mr. Chairman.

LEGISLATION AND APPROPRIATION ASSUMPTION

Senator BYRD. What happens if this money is not appropriated, General Duke?

General DUKE. That is under the assumption that the compact legislation is passed.

Senator BYRD. Yes.

General DUKE. This would, I assume, indicate that although the consent had been granted by the Congress for the compact to be established, it would indicate a reluctance on the part of the Congress for the District of Columbia to participate financially in accordance with the terms of the compact, and I can only assume that it would pose almost insurmountable problems for the future of the compact organization.

The compact legislation, of course, would authorize the establishment of the compact authority, but without funds, such an authority might be——

RESPONSE OF OTHER JURISDICTIONS TO AUTHORITY

Senator BYRD. And the other jurisdictions will contribute their shares. You have no question about that.

Mr. LOWE. Mr. Chairman, the other jurisdictions either have the cash in hand, or their councils have actually made an informal commitment to provide it at such time as—most of it is in hand.

Senator BYRD. Would you mind indicating those jurisdictions which have the money in hand and those which have indicated that it will be forthcoming?

Mr. LOWE. May I supply that for the record? My recollection is that the Maryland jurisdictions have it in hand, and a part of the Virginia jurisdictions, but the commitment areas exists with at least one Virginia jurisdiction. We will supply this.

(The information follows:)

VIRGINIA

Alexander, Arlington, Falls Church, Fairfax City: All have made appropriations to cover their share.

Fairfax County: Has not made an appropriation yet, but formally has stated it will do so.

MARYLAND

Montgomery County, Prince Georges County: Money has been set aside for their portions.

Senator BYRD. All right; thank you, gentlemen, for now. We will come back to you a little later.

General DUKE. Thank you, sir.

DEPARTMENT OF SANITARY ENGINEERING

STATEMENT OF ROY L. ORNDORFF, DIRECTOR, DEPARTMENT OF SANITARY ENGINEERING; ACCOMPANIED BY WILLIAM ROEDER, SUPERINTENDENT, DIVISION OF SANITATION

RESTORATION REQUEST

Senator BYRD. The next item is the Department of Sanitary Engineering.

The fiscal year 1967 estimate for operating expenses is $20,878,000. The House allowance is $20,392,000, a reduction of $486,000. The restoration requested is $200,000.

In addition to operating expenses requests, the Department of Sanitary Engineering requested $12,692,000 for capital outlay. The House allowance is $10,667,000, a reduction of $2,025,000. Capital outlay restorations totaling $670,000 are being proposed.

The justifications for all of these requests will be placed in the record at the appropriate places.

(The justifications follow:)

A. DEPARTMENT OF SANITARY ENGINEERING, $200,000

	1967 increases requested	House allowance	Senate amendment requested		
			Restoration	S. Doc. 112	Total
Positions	77	21			
Amount	$1,180,600	$694,600	$200,000		$200,000

Analysis of amendment requested

Position (grade and title) or item	Number requested	Personnel compensation	Personal benefits	Other	Total	Deduct 1968 funding	Net 1967 request
Equipment				$200,000	$200,000		$200,000

Street cleaning equipment, $200,000: Restoration of $200,000 for equipment is essential as the first step in the Sanitation Division's plans to progress in mechanizing the street cleaning function. The original request of $450,092 represented the first stage of a three year program and of this amount the equipment item is considered as the most pressing need at this time. Purchase of this equipment under present circumstances takes from six (6) to nine (9) months and in order to coordinate our efforts in establishing this program, serious consideration should be given to the approval of this item in Fiscal Year 1967.

Unquestionably, one of the greatest needs in the Sanitation Division is to modernize the methods of operation. It is well known and readily recognized that the present obsolete fleet does not measure up to the needs of a large community such as the District of Columbia and/or the Nation's Capital as well as the fact that this operation is outmoded and has not kept pace with the trend of most large cities in modernizing the operation.

Modernization of this fleet by the utilization of more mechanized equipment makes for a more efficient operation and would be most beneficial in serving the public in that it would afford more frequent coverage in the overall maintenance of public space, for aesthetic as well as health reasons, and would bring the District of Columbia up to the standard of cleanliness that it deserves as the Nation's Capital and in keeping with other large cities. With the increased emphasis and attention focused on beautification, the workload has increased considerably, therefore, if we are to accomplish the task of improving the overall appearance of the city on a more efficient basis, it is considered of utmost importance that this item of $200,000 for modern, mechanized street cleaning equipment be restored in the 1967 Budget Request.

Comparison of 1967 request with 1966 operation

	1966 available	1967 House allowance	Restoration requested	1967 total
Equipment			$200,000	$200,000

STREET CLEANING EQUIPMENT

Senator BYRD. Mr. Roy L. Orndorff is the Director. Mr. Orndorff, go right ahead with your statement.

Mr. ORNDORFF. Thank you, Mr. Chairman. The purpose of this item for which we are requesting restoration is to increase the efficiency of street and alley cleaning in the District of Columbia.

With the appropriations that we now have, we are able to clean residential streets and alleys at a frequency of about 5 to 6 weeks. This is admittedly inadequate, and the Commission has permitted us to submit this 3-year program which, by the end of 3 years, will about double that frequency. In other words, we will be on a 2-to-3-week interval. This item was disallowed by the House in the amount of $450,000.

Senator BYRD. You say the House disallowed it.

Mr. ORNDORFF. Disallowed the item.

Senator BYRD. The whole amount of $450,000?

Mr. ORNDORFF. Yes, sir.

PROCUREMENT OF EQUIPMENT

Senator BYRD. And the restoration is hardly half that much.

Mr. ORNDORFF. That is right, sir. The reason for that is that the $450,000 includes both personnel and equipment. We find now that under present economic conditions, procurement of equipment of this type requires 6 to 9 months, so that we can in effect salvage a year in time on this program, if we might go ahead now with the purchase of equipment, which we wouldn't actually have in hand until about the beginning of the next fiscal year anyway.

So it is with that in mind, that we are making this request for restoration.

Senator BYRD. Did we allow money for equipment last year?

Mr. ORNDORFF. No, sir. We have had nothing on this item. We struggle along on street cleaning with practically no increase since 1953. We had 500 employees authorized on this activity, in 1953. We have 509 now. Of course, the conditions in the city have worsened, and we just find ourselves unable to keep up with it.

MECHANIZATION OF STREET CLEANING

Now the House report recommended that we concentrate on conversion to more mechanical equipment, and that is precisely the purpose of this $200,000.

Senator BYRD. What would be the effect of the Senate's disallowing this item?

Mr. ORNDORFF. We would lose a year in getting into the improved street-cleaning program. We would stay about where we are, with which there is very little satisfaction in any quarter.

Senator BYRD. In mechanizing your street-cleaning functions, will there be any decrease in the number of personnel?

Mr. ORNDORFF. Well, we would hope that eventually there will be. Hardly in this immediate program, however.

Senator BYRD. So there wouldn't be any saving that might accrue from this expenditure of money?

Mr. ORNDORFF. No, sir; I don't think we could promise that with this money.

THREE-YEAR MECHANIZATION PROGRAM

Senator BYRD. General Duke, would you care to add anything?

General DUKE. Only to emphasize the importance of this program, Mr. Chairman. And frankly, I am merely reiterating hopefully, with a little different words, the points that Mr. Orndorff has made.

We have the difficulty of cleaning the residential streets of the District, particularly in the outlying areas. This has proved to be a very, very difficult job, and we have devised this 3-year program to attempt in a long-range manner to give us the capability of reducing the frequency of this cleaning by roughly 50 percent.

This is not the only thing we are planning to do in this connection. We have other supplemental programs to go along with this. This is a mechanical-type thing, a contribution that the city can make which commits the Government to this problem. The other programs are directed toward the citizens themselves who fit in with this type of operation to try to assist in the overall cleaning.

OVERALL ESTIMATED COST OF PROGRAM

Senator BYRD. The overall estimated cost in a 3-year program would be how much?

General DUKE. I think, roughly, three times this.

Mr. ORNDORFF. Yes, sir. It will eventually result in an increase of $979,474.

Senator BYRD. That is for the 3 years.

General DUKE. I don't mean to say that by the approval of this, this automatically requires the approval of the other three.

I think, by and large, each segment is a separate segment, and our capability is increased accordingly. It carries no corresponding obligation. The program that we have developed over a 3-year period

is to have this net result, however, and this is one-third, generally, of the long-range program.

Senator BYRD. We would not be committed to following through with the additional 2 years' appropriations?

General DUKE. That is correct.

EQUIPMENT COSTS INCREASE

Senator Byrd. Is there a likelihood that this equipment will increase in cost if we delay it?

General DUKE. I am not particularly expert in that, but I can only assume that it will, sir, because each year naturally, as in other things, costs go up.

However, I will have to say, too, that in this connection different types of equipment in this area are being devised from time to time. There is a trend, albeit probably not as fast in this particular field as in other fields, toward mechanization of this, as well as in other areas. The companies come forth periodically with new, improved types of equipment.

We have not, I think, modernized our equipment force in this, as was mentioned a while ago, in some while, and just from a plain modernization standpoint, this would be a very, very helpful program. It might well be that when we come forth with the next segment next year, or the supplemental segment to the first section, that we might contemplate the purchase of new and modern-type equipment as known at that time, but we don't know at the moment. But each year at the American Pubic Works Association Convention, which is the primary assemblage of this type trade, new equipment along this line is displayed, and I must say that it seems to be getting more expensive year after year.

REPLACEMENT AND REPAIR

Senator BYRD. This is not so much a replacement of present equipment as it is the installation of new and modern equipment; is that right?

Mr. ORNDORFF. Yes, sir.

Senator BYRD. And you say you haven't had any new equipment in the last 16 years?

Mr. ORNDORFF. I was speaking of personnel there. We have had nine additional jobs. No, we have been able with our replacement funds to——

Senator BYRD. Just keep up?

Mr. ORNDORFF. Just keep up. I would hardly go that far. We just keep going.

Senator BYRD. You just make replacements.

Mr. ORNDORFF. Yes, sir. We have some very old and outmoded equipment.

Senator BYRD. You are still using it?

Mr. ORNDORFF. Yes.

Senator BYRD. How about the repair work on it?

Mr. ORNDORFF. Very expensive.

Senator BYRD. That is quite expensive?

Mr. ORNDORFF. Yes, this tends to keep the fleet old, because we have to expend so much of our funds in repairs on old equipment that

there is not enough left to buy new, so we are chasing ourselves around in a vicious circle.

Senator BYRD. How much did you spend in the past year for repairs?

Mr. ORNDORFF. May I furnish that for the record?

Senator BYRD. Yes.

(The information follows:)

The amount is $135,450.

Senator BYRD. Thank you, Mr. Orndorff.

NORTHWEST SANITATION GARAGE

Mr. HERMAN. Mr. Chairman, we have another item on the Department of Sanitation.

Senator BYRD. Now, tell us about the capital outlay. The justification will be placed in the record.

(The justification follows:)

PROJECT 32-3

$170,000 (site $74,000, plans and specifications $96,000) (restoration request)

The Sanitation Division now operates two major storage garages at 1st and O Streets, Southeast, and in the alley bounded by 9th, 10th, N and O Streets, Northwest, and one major shop garage at Mt. Olivet Road and West Virginia Avenue, Northeast. Except for the Northwest garage, in the alley referred to, these buildings are modern and efficient.

The Northwest garage was converted from buildings constructed in 1912 as stables and is inadequate in size, inefficient in physical layout, and is an extreme fire hazard to equipment housed in the building and to the adjoining densely developed property. The location and layout of the structure restricts access to the building to narrow alleys, necessitates the use of a single elevator to reach second floor storage space. This, together with the lack of aisles and maneuvering space within the building, results in costly delays in dispatching trucks in the morning and in servicing and storing them at night.

Use of the inefficient building is costly, exposes personnel to undue health hazard resulting from the inability to ventilate the premises properly, and exposes valuable District equipment to a serious fire hazard. In the event of fire it would virtually be impossible to remove any of the 48 trucks and cars stored in the building and valued at $325,000. Any such loss would seriously impair the District's ability to provide necessary ash collection and street cleaning services.

Since the House justification was submitted, a firm site in Square 238 for this garage has been found and approved by the National Capital Planning Commission. The overall estimated cost for site acquisition and the preparation of plans and specifications has been reduced from the initial estimate of $546,000 to $170,000 ($74,000 for site and $96,000 for plans and specifications). District owned property will be utilized; however, four small lots (813, 864, 865, and 869) will have to be acquired.

STORM AND RELIEF SEWERS IN ADVANCE OF INTERSTATE HIGHWAY PAVING

PROJECT 32-107

$500,000 (construction) (restoration request)

The purpose of this project is to provide storm sewer outlets, advance sections of relief works and major replacements as may be necessary to conform to the Department of Highways and Traffic program for street work in this category. Thus, we may take advantage of the economies made possible by performing the sewer work in advance of paving projects. The entire project was deleted from the Department of Sanitary Engineering budget request by the House of Representatives in their approved D.C. appropriation since the corresponding item for the Department of Highways and Traffic was deleted.

For this category of street work the Department of Highways and Traffic program contemplates expenditure of approximately $250,000,000 over the next 6 years. While it is anticipated that certain storm sewer facilities, necessary to drain the areas to be paved and located within such areas, will be financed from Highway project funds, this item in the sewer program is necessary to provide outlets for such local facilities as are provided in the Highway projects; to build parts or all of relief sewers which for reasons of topography must be located under the streets to be paved; and for relief or replacement of undersized or structurally defective sewers within such areas to be paved.

The south leg of the inner loop between 6th Street, SE. and Barney Circle requires substantial sewer work under the last two categories listed above. Existing trunk sewers in 12th, 14th and 16th Streets are all old and inadequate in size for proper drainage. Construction of the Barney Circle Relief Sewer will intercept portions of the areas draining through the inadequate lines and eliminate the need for replacement of the 14th and 16th Street sewers by the requested construction and by an equal additional amount to be budgeted in the near future. The 12th Street line between N Street and K Street will be replaced in its present size thus eliminating the existing line which is between 80 and 100 years old and in very bad physical condition. This sewer would probably be collapsed by construction of Interchange C which will be in very close proximity. The estimated cost of the two sewers is approximately $500,000.

INADEQUATE FACILITY

Mr. ORNDORFF. The first item is project 32–3. This covers site, and plans and specifications for a replacement of our Northwest garage of the Sanitation Division. The present garage is located in the alley, in the square between 9th and 10th and N and O, Northwest.

This is an extremely dilapidated, unsatisfactory facility.

Perhaps, I shouldn't say dilapidated, because we do keep it in repair as best we can, but it is an old horse stable that our Department apparently inherited in 1912, and did some remodeling on. It serves as the headquarters for our street cleaning and our ash collection services, and the storage point for 48 of these trucks, which we have to crowd in there on 2 floors.

The second floor is served by a single-vehicle, slow-moving elevator. This is a very difficult process, getting the vehicles in and out. There would be just no answer if we had a fire start there. We would just lose all of these trucks. There used to be a ramp up to the second floor, but that was good for horses only, and we had to take it out. We couldn't use it for trucks.

We submitted this project because of the extreme need, although we had not been able to get a site approved. We had a site in mind which we thought would be acceptable, and we submitted our budget with the expectation that we could get it finally approved and be in proper order by the time the budget came to the Congress.

We were not able to do this, and consequently we could not say that we had a specific, definite site when we testified in the House. Whether that is the reason why the item was cut, of course, I don't know. But we were asking for $450,000 for a site, and $96,000 for design.

SITE ACQUISITION COST

Now, since that, we fortunately have found a site which is partly in District ownership already. We will have to acquire a little more land.

However, the acquisition cost will be $74,000 instead of $450,000, so that now for $170,000 we can accomplish what we originally started

to do, and can get going on a design and replacement for this very unsatisfactory building. I would be pretty sure that it is the most unsatisfactory major facility that the District of Columbia operates.

Senator BYRD. There are three garages?

Mr. ORNDORFF. Yes, sir.

Senator BYRD. And this is one of the three?

Mr. ORNDORFF. Yes, sir.

Senator BYRD. So you have a site in mind?

Mr. ORNDORFF. The site is definitely in mind.

Senator BYRD. Was this item presented to the House?

Mr. ORNDORFF. Yes, it was presented, but at that time we did not have the site that is now available.

Senator BYRD. Were you requesting $400,000-plus when you appeared before the House?

Mr. ORNDORFF. Yes, sir; $450,000 for a site and $96,000 for design.

Senator BYRD. Has this item been requested in prior years?

Mr. ORNDORFF. No, sir.

Senator BYRD. You have no question but that the site is available for that amount of money?

Mr. ORNDORFF. That is right, sir. It has been approved by the Commissioners and by the National Capital Planning Commission.

Senator BYRD. General Duke, do you want to add anything to strengthen the justification here?

General DUKE. Sir, the story is as presented. It is a perfectly dreadful facility, and it is strictly a matter of replacement of a facility that is completely antiquated, and to give the employees a decent, healthful environment in which to operate, and an efficient facility.

The one there now is perfectly dreadful, as Mr. Orndorff has described.

Senator BYRD. All right; the next item, Mr. Orndorff.

STORM RELIEF SEWERS IN ADVANCE OF INTERSTATE HIGHWAY PAVING

Mr. ORNDORFF. The other item is "Project 32–107" storm relief sewers in advance of Interstate Highway paving.

We had an original request of $1 million under this item, and the House deleted the entire amount, presumably because of the deletion of the corresponding Interstate Highway work, but now, with the revival of the Interstate Highway program, we find that there is one of these projects that we need to have storm water money for this year, in order to get our work in, in coordination with the highway project. This is the interchange C and Southeast Expressway.

We have a diagram of it if you would care to see it. That is the red line in here (indicating). This is interchange C, right here, and this is out at Barney Circle.

We need, of course, more funds in order to eventually carry this through down here (indicating). This is a new relief sewer. However, for the reduced amount of $500,000, we can do that, and we can do this one. This one is a replacement, reconstruction of an old sewer which was built in the period from 1870 to 1887.

It is in bad structural condition, and we believe that it would be extremely unwise to go in and build these highway structures and ramps without replacing this sewer, and we can't charge it to the highway project because the sewer, obviously, has served its normal useful life and needs replacing.

Senator BYRD. General Duke, do you have anything more?

General DUKE. The only thing I can say, sir, I think to supplement what has been said, has to do with the explanation, so far as we know, for the deletion in the House. That action apparently stemmed from the fact that the project is a companion with the freeway program, and hopefully both of these elements can be reinstated, because of the increased expectancy of revenue. This is certainly a project that should be done, from the standpoint of requirement, and the timing of it is indicated by the timing of the freeway construction.

Senator BYRD. You have to have this if we restore the highway items.

General DUKE. That would be my judgment, yes, sir.

Senator BYRD. All right; do you have another item, Mr. Orndorff?

Mr. ORNDORFF. No, sir. Thank you.

Senator BYRD. Thank you, Mr. Orndorff.

WASHINGTON AQUEDUCT

STATEMENT OF DAN M. WATT, CHIEF

AMENDMENT REQUEST AND JUSTIFICATION

Senator BYRD. The next item is the Washington Apueduct.

The fiscal year 1967 estimate is $3,370,000. The House made no reduction in this request. An amendment of $45,500 is contained in the Senate document.

The justification filed in support thereof will be placed in the record.

(The justification follows:)

B. Washington Aqueduct, $45,500

	1967 increases requested	House allowance	Senate amendment requested		
			Restoration	S. Doc.112	Total
Positions					
Amount	$63,100	$63,100		$45,500	$45,500

Analysis of amendment requested

Position (grade and title) or item	Number requested	Personnel compensation	Personal benefits	Other	Total	Deduct 1968 funding	Net 1967 request
Electricity				$25,000	$25,000		$25,000
Chemicals				18,500	18,500		18,500
Overhead				2,000	2,000		2,000
Total				45,500	45,500		45,500

The amendment requested is for increased costs required in the production of an estimated additional 2,900 million gallons of water. A review of the estimated water production for Fiscal Year 1967 indicates that the original figure of 66,500 million gallons is too low. Average increases for the first ten months of Fiscal Year 1966 were 3.5 percent in the District of Columbia and northern Virginia. These averages projected through Fiscal Year 1967 indicated a total production for the year of 69,400 million gallons. The additional 2,900 million gallons of water production will require increases as detailed above.

Reports as of mid-September 1966 show that the twelve months average water production increase for Fiscal Year 1966 was 2.2%. However, reports for July and August of Fiscal Year 1967 indicate a production increase of 6.5% over the same period in Fiscal Year 1966. Therefore, the base for the requested amendment is considered firm.

Comparison of 1967 request with 1967 operation

	1966 available	1967 House allowance	Amendment requested	1967 total
Electricity	$310,000	$11,000	$25,000	$346,000
Chemicals	410,400	15,000	18,500	443,900

WATER PRODUCTION, UNDERESTIMATE

Senator BYRD. Mr. Dan M. Watt, Chief of the Washington Aqueduct. Mr. Watt, go right ahead.

Mr. WATT. This amendment was the result of being the third year in a row that we have underestimated the amount of water being produced, and at the beginning of fiscal year 1966, there was about a 5-percent increase above the corresponding months of the previous year and we continued right on through the winter, and as late as May there was a 3½-percent increase. Projecting that rate of increase of water production through fiscal 1967, we simply did not have enough funds for electricity and chemicals in the budget for fiscal year 1967. We prepared the amendment based on 10 months rate of production, and then May and June were cold, damp months.

We wondered whether we had overestimated, but July 1966 had an 8-percent increase over the corresponding period the year before, and August was about 4½ increase, giving for the 2-months' period a 6-percent average increase.

Even with all the rain we have had in September, we are still 3.3 percent above last year production, and we recommend that this amendment should not be changed at this time. In May and June of a fiscal year it is too late to request more money for chemicals and electricity. We don't think the rest of the program should be burdened with reserving funds for chemical and electricity for the possibility that we have underestimated the quantity of water to be delivered to the consumers.

We think the additional funds should be included in the budget. The estimate may be a little high, but this is the best that we can do now. The estimate is for chemicals and electricity, and a small amount for overhead. This is all I have to add to the justifications.

Senator BYRD. General Duke, do you want to help us out any on this one?

General DUKE. Sir, I will have to say I am unprepared, I beg your indulgence, to give a specific statement on this, but, if you would like, I would be delighted to look into it and submit a statement for the record.

Senator BYRD. That is all right, General. You don't have anything prepared in addition to the justification?

Mr. WATT. No, sir. I think I might state, that in September 1966, we are again running ahead of the same period for 1965. We don't have any control over the amount of water that is consumed. If the

people want to use it, we want to sell it to them. It is all paid for by the consumers.

MAXIMUM DAILY OUTPUT INCREASED

Senator BYRD. You are still charging them for it, are you?

Mr. WATT. Yes, sir. We also broke the maximum day production in July by 10 million gallons a day. That is quite a substantial increase for 1 day.

Senator BYRD. What is the average amount during the summer?

Mr. WATT. July and August 1966 averaged 233 million gallons per day however the maximum day this year was 274 million. The maximum day had been 263 million gallons since 1953.

Senator BYRD. This was the highest for——

Mr. WATT. This includes Arlington and Falls Church and part of Fairfax County. They are purchasing about 17 percent of the water now, and their rate of increase is fast. I believe that the total quantity of water being produced by Washington Aqueduct will exceed in just a few years the estimates made in the House Document 480. At the present we are slightly under the long-range estimate, but are gaining on the estimates made in 1946.

Senator BYRD. Was this your peak year?

Mr. WATT. Fiscal year 1966 was the peak year. Each year the total water produced by Washington Aqueduct increases.

Senator BYRD. That is because we had the portable swimming pools?

Mr. WATT. No, sir; I doubt that the portable swimming pools would hardly be detected in the 274 million gallons in a day. That is quite a sizable quantity of water.

Senator BYRD. All right. Thank you, Mr. Watt.

Mr. WATT. Thank you, sir.

COMPENSATION, COMMANDING GENERAL, NATIONAL GUARD

STATEMENT OF COL. DEAN E. COONLEY, ADJUTANT GENERAL; ACCOMPANIED BY LEROY HENRY, QUARTERMASTER

AMENDMENT REQUEST AND JUSTIFICATION

Senator BYRD. The next item concerns a request which has been made to amend section 15 of the general provisions to the 1967 appropriation bill to increase the limitation of the amount of compensation for the commanding general of the District of Columbia National Guard from $13,300 to $17,550.

The justification filed in support of this item will be placed in the record at this point.

(The justification follows:)

GENERAL PROVISIONS

SECTION 15

(Amendment, S. Doc. 112)

Page 15, line 18, after the figure "$500,000" insert the following:

"*Provided further*, That hereafter the limitation of $13,300 per annum for compensation of the commanding general of the District of Columbia National Guard, contained in the District of Columbia Appropriation Act, 1961, shall hereafter be $17,550."

This change in language is required to increase the limitation imposed upon the compensation paid the Commanding General, District of Columbia National Guard. The increased limitation is the current base of a GS–15.

The existing salary for the Commanding General, $13,300, is not commensurate with his duties and responsibilities and not in consonance with current Federal salaries for comparable positions and has not been subject to the five pay increases received by Federal and District classified employees since 1 July 1960.

The District of Columbia National Guard has 364 full-time employees paid from Federal funds, whose grades are established by the Departments of the Army and Air Force. Among these employees are eight whose salary exceeds that of the Commanding General to whom they are responsible. This is not considered to be sound management.

From 16 July 1949 to 1 January 1956, General Abendroth, the Commanding General was paid by the Department of Army as an active duty officer. Upon his retirement from active duty Congress established his compensation on 1 January 1960 as $9,000 per annum. Subsequently, his salary was increased to $11,600 on 1 July 1957 and $13,300 on 1 July 1960.

Effective 30 December 1965, the President accepted General Abendroth's application for voluntary retirement under the provisions of the Civil Service Retirement Act and reapponted him as a re-employed annuitant, effective 3 December 1965. Therefore, the current and proposed compensation will be funded as follows:

	Current	Proposed
Civil service retirement	$6,768.80	$6,768.80
District of Columbia appropriated funds	6,531.20	10,781.20
Total	13,300.00	17,550.00

Funds are available in District of Columbia Appropriations for the National Guard to finance this increase of $4,250.

FIXED SALARY

Senator BYRD. Col. Dean E. Coonley, Adjutant General.

Colonel COONLEY. The salary of the commanding general has been fixed at $13,000 since 1960, and in the interim period between then and now there have been five pay raises for classified employees, approximately 25 percent.

There are several people in the District of Columbia National Guard who are paid by Federal funds whose salary exceeds that of the commanding general, and it is not good business practice in that the salary he now gets is not commensurate with his duties and responsibilities, comparing it with other positions of a similar nature.

The cost of this additional raise can be absorbed within the money that has been approved by the House, so that no additional money is required.

Senator BYRD. What is your name?

Mr. HENRY. Leroy Henry, sir.

Colonel COONLEY. Mr. Henry is our quartermaster in the District of Columbia National Guard.

Senator BYRD. Is he a good quartermaster?

Colonel COONLEY. Yes, I think that he is. His military position; he is the seargeant major of our headquarters. The quartermaster is a little misnomer. We use it as a classified civilian position. Yes, sir, he is a fine one.

Senator BYRD. All right, I have no questions. Thank you very much.

Colonel COONLEY. Thank you very much, Senator, and good day.

SUBCOMMITTEE RECESS

Senator BYRD. In the morning we will begin at 10 o'clock in the same room, and we will start with the Health Department.

(Whereupon, at 6:15 p.m., Wednesday, October 5, 1966, the subcommittee recessed until 10 a.m., Thursday, October 6, 1966.)

DISTRICT OF COLUMBIA APPROPRIATIONS FOR FISCAL YEAR 1967

THURSDAY, OCTOBER 6, 1966

U.S. SENATE,
SUBCOMMITTEE OF THE COMMITTEE ON APPROPRIATIONS,
Washington, D.C.

The subcommittee met at 10:45 a.m., in room S–128, the Capitol, Hon. Robert C. Bird (chairman) presiding.

Present: Senators Byrd and Tydings.

DISTRICT OF COLUMBIA

DEPARTMENT OF PUBLIC HEALTH

OPERATING EXPENSES

STATEMENT OF DR. MURRAY GRANT, DIRECTOR; ACCOMPANIED BY DR. FREDERICK C. HEATH, DEPUTY DIRECTOR; MISS GERTRUDE LAPRADE, BUDGET AND FINANCE DIVISION CHIEF; AND LEE SCHWENN, ASSOCIATE DIRECTOR FOR ADMINISTRATION

BUDGET, RESTORATION AND AMENDMENT REQUESTS

Senator BYRD. The fiscal year 1967 estimate for operating expenses is $57,283,500. The House allowance is $56,436,100, a reduction of $847,400. The amendment requested is $1,049,500, consisting of $449,500 restoration request and $600,000 contained in Senate Document No. 112.

In addition to operating expenses requests, the Department of Public Health requested $1,752,800 for capital outlay. The House allowance is $1,129,000, a reduction of $604,800. Capital outlay amendments totaling $375,000 have been proposed, consisting of restoration of $55,000 for an electrical distribution system, Glenn Dale Hospital, and $320,000 for a facility for alcoholics contained in Senate Document No. 112.

The justifications for all of these requests will be placed in the record at the appropriate places.

(The justifications follow:)

PUBLIC HEALTH, $1,049,500

	1967 increases requested	House allowance	Senate amendment requested		
			Restoration	S. Doc. 112	Total
Positions	295	207	70	118	188
Amount	$6,299,401	$5,452,001	$449,500	$600,000	$1,049,500

69-796—66——57

Analysis of amendment requested—Continued

Position (grade and title) or item	Number requested	Personnel compensation	Personal benefits	Other	Total	Deduct 1968 funding	Net 1967 request
Glenn Dale Hospital:							
Treatment division: GS–9 audiologist	1	$7,479	$593	$350	$8,422	$4,036	$4,386
Public health engineering: GS–5 secretary (DMT)	1	5,181	437	700	6,318	2,809	3,509
Foods and drugs:							
Field services division: GS–5 secretary (DMT)	1	5,181	437	700	6,318	2,809	3,509
Milk control:							
Office of the Chief: GS–4 clerk typist	1	4,641	355	700	5,696	2,498	3,198
Dairy farms:							
GS–3 messenger	1	4,149	323	350	4,822	2,236	2,586
Panel truck				2,000	2,000		2,000
Community hygiene:							
GS–13 industrial hygienist	1	12,510	936	350	13,796	6,723	7,073
GS–11 chemist	1	8,961	692	350	10,003	4,827	5,176
GS–5 secretary	1	5,181	437	700	6,318	2,809	3,509
Supplies				4,000	4,000		4,000
Health education and information:							
Informational services section:							
Printing				3,000	3,000		3,000
Films				2,000	2,000		2,000
Budget and finance:							
Fiscal accounting section: GS–9 operating accountant	1	7,479	593	350	8,422	4,036	4,386
Budget section: GS–5 clerk stenographer	1	5,181	437	700	6,318	2,809	3,509
Cost accounting section: GS–9 cost accountant	1	7,479	593	350	8,422	4,036	4,386
Management analysis division:							
Procedure, preparation and review:							
GS–13 analyst	1	12,510	936	350	13,796	6,723	7,073
GS–12 analyst	1	10,619	807	350	11,776	5,713	6,063
GS–4 clerk typist	2	9,282	710	1,400	11,392	4,996	6,396
Personnel division:							
Classification section:							
GS–12 position classifier	2	21,238	1,614	700	23,552	11,426	12,126
GS–3 clerk-typist	1	4,149	323	700	5,172	2,236	2,936
Recruitment and employee relations:							
GS–3 clerk-typist	2	8,298	646	1,400	10,344	4,472	5,872
Travel for recruitment				3,000	3,000		3,000
Planning, research, and statistics:							
Research section:							
GS–12 survey coordinator	1	10,619	807	350	11,776	5,713	6,063
GS–5 secretary	1	5,181	437	700	6,318	2,809	3,509
GS–5 statistical clerk	1	5,181	437	350	5,968	2,809	3,159
Contractual interviewers				3,000	3,000		3,000
Biostatistics section:							
GS–3 clerk-typist	1	4,149	323	700	5,172	2,231	2,941
Administrative services division:							
Office services section: GS–2 messenger, pool-car driver	1	3,814	298		4,112	2,056	2,056

Procurement and supply division:							
GS–7 purchasing agent	1	6,269	511	350	[illegible]30	3,390	3,740
GS–7 accountable property officer	1	6,269	511	350	7,130	3,390	3,740
GS–5 supervisory voucher clerk	1	5,181	437	350	5,968	2,809	3,159
Total	188	1,149,376	87,659	694,088	1,931,123	881,623	1,049,500

approximately 123,594 in FY 1963 to 161,329 in FY 1965. At the present time, the Venereal Disease level is extremely high in the District of Columbia, and the consequent awareness of this problem by physicians is causing them to submit specimens for serology in numbers far in excess of any previous limit received by the Division of Serology.

Comparison of 1967 request with 1966 operation

	1966 available	1967 House allowance	Restoration requested	1967 total
Pesticide residue program:				
Chemist			6	6
Physical science aid			1	1
Clerk-typist			1	1
Workbench area			$11,250	$11,250
Instrument and installation			$32,000	$32,000
Bacteriology and Virology Division:				
Virologist			1	1
Medical technician	9		1	10
Serology Division:				
Serology technician	5		1	6

Special Services, $49,592: Home Care Program, $4,763.—A Clinical Social Worker, GS–10, is requested for restoration to provide assistance to home-bound, chronically ill patients on the Home Care Program in resolving the socio-economic aspects of their medical problems.

Clinical Social Work functions include making a social evaluation of the patient in his home environment; assisting the family and patient in adjusting to the illness; resolving or relieving any interpersonal or inter-family conflicts; discussing and aiding with any other social problems in the household; planning for long term care in nursing or personal care homes when indicated; responding to emergency situations as the need for immediate placement of the patient in new location; helping the patient plan to obtain the most benefits from his income; working with other paramedical disciplines to assure unanimity of action; communicating with other agencies when necessary; and, recording pertinent and relevant data in the patient's record.

The average caseload for a social worker on a coordinated Home Care Program is approximately 50 patients. The four social workers on the Home Care Program have been carrying almost twice this load. Therefore, their functions have been limited almost entirely to evaluation and emergency visits. An additional social worker is necessary to maintain the present standard of care. Three or four additional workers are needed to provide high quality care.

District of Columbia General Hospital, $7,961.—One Clinical Social Worker, GS–10, and one Clerk-typist, GS–4 are requested for restoration to augment the small staff of clinical social workers assigned to D.C. General Hospital in order to prevent lengthy hospitalization. Early patient contact and continuity of service would preserve resources and effect a more planned course of care and treatment. Lack of staff has meant that patients in many cases are not referred to social service until they are ready to leave the hospital. At that point, much time is expended making plans which further lengthens hospitalization. Additional staff would make it possible to begin such planning much earlier.

The advent of the Medicare Program on July 1, 1966 has drastically increased the heavy responsibilities already borne by the hospital social workers. As a result of inadequate social work staffing, many of our Medicare patients have remained in the hospital awaiting social planning beyond the certification as to the need for hospitalization.

The social work position requested in this budget would insure a rapid decrease in this prolonged and unnecessary hospital stay and would insure most importantly that patients receive the kind of care appropriate to their individual needs.

The clerk-typist position is supportive to the social work position requested in this budget and to the existing five social work positions assigned to the Medical and Surgical Division. The clerk-typist would relieve the professional staff of filing, typing, clerical, and receptionist duties incumbent in all social work jobs. At present there are 17 social work positions at D.C. General Hospital supported by D.C. funds and 3 clerk-typists positions. An additional clerk-typist would greatly relieve professional staff of filing, typing, and clerical duties which they are performing currently.

Maternal and Child Health Program, $3,198.—One Clerk-typist, GS–4 is requested for restoration for the Maternal and Child Health Program and Community Medical Clinic Section. With the expansion of social services in the Maternal and Child Health Programs and the additional responsibilities of the Community Care Unit, no clerical position has been established to provide services to the Chief of the Community Medical Clinic Section or to a Unit of the Maternal and Child Health Program. Currently, clerical services are being provided by a clerk assigned to the Maternity and Infant Care Project, but with the planned development of additional facilities and expansion of staff it is questionable how long this arrangement can be continued.

These clerical duties include: (1) Serving as receptionist for the Community Medical Clinic Section and a Unit of the Maternal and Child Health Program (2) processing all calls for social service staff and exercising judgment in determining urgency if the staff member is in conference or meeting, (3) typing memoranda, reports, letters and studies, (4) maintaining the files and resource material (5) handling requests from various members of the staff of the section for resource material and (6) managing of supplies (office and social service).

Nutrition Services Division, $5,177.—One Public Health Nutritionist, GS–11, is requested for restoration to provide nutrition consultation to medical and para-medical personnel of the Department of Public Health programs and patients being followed through the various clinical programs of the Department, excluding District of Columbia General and Glenn Dale Hospitals.

At the present time the Nutrition Services Division has allocated to it 11 nutrition positions (including the division chief) and 5 clerical positions. All these positions are funded by Federal funds—including special project funds and formula grant funds. There are no positions on District funds. Because of this funding, nutrition services are restricted to special groups.

This requested position would make it possible to give nutrition instruction to professional health disciplines—physicians, nurses, social workers, etc., in the practical application of scientific nutrition information and the principles of dietary treatment to enable them to teach normal nutrition to any family and in specific situations of low income and disease conditions requiring dietary modification or where the nutrition problem is acute.

Direct dietary counseling would be provided at clinics and through home visits to special groups of patients such as those having difficulty in their dietary management in relation to special disease conditions such as diabetes, obesity, tuberculosis, heart disease, and special complicated dietary conditions where a combination of dietary restrictions are necessary in the control or management of the disease. For example, the diabetic with obesity and cardiac complications may need a diet restricted in calories and sodium and a special balance of protein, carbohydrate and fat. For the community at large, for the person outside the hospital, who is unable to understand the dietary treatment ordered by the physician there is no source of help. Continued nutrition education to key health personnel on the interpretation of special dietary control would be given in relation to continuity of patient care from the hospital to the home.

Special assistance would be given to school teachers and school health personnel in the areas of planning and developing nutrition education projects to promote better nutrition for special age groups where nutrition needs are especially acute in relation to health, growth and development—for example, the pre-school age child and the adolescent, or children with many dental caries, etc. Specially referred nutrition related medical problems such as anemia would receive more comprehensive and individualized service.

Guidelines for special therapeutic diets would be developed, emphasizing the use of low cost foods and giving consideration to preparation, storage, food likes and dislikes, and easy home management by such groups as the aged, teenager, etc.

Occupational and Employee Health Service Division, $28,493.—This request is for restoration of one Medical Officer, GS–14, two Occupational Nurses, GS–7, two Clerk typists, GS–4, and funds in the amount of $5,300 to provide a comprehensive employee health service for all District employees.

Governmental agencies are recognizing the significant need and value of health services provided on behalf of employees as a part of their work environment. President Johnson, in a statement of June 18, 1965, pointed up these needs and the way for the Nation in this endeavor. He outlined what should be deemed as adequate services. Further, he has instructed Mr. John Macy of the Civil Service Commission to proceed toward establishing and strengthening such services for Federal employees. The District Government has been included in this plan as a participant in this program.

1. *Court Screening.*—This is a new service to present the Court with basic social history in order to help the judge make an equitable disposition of selected cases. This would include a cursory evaluation of the individual's drinking problem and possible requirements for Health Department services. Staff needed: two psychiatric social workers, GS–11; and one clerk-typist, GS–4.

2. *Diagnosis and Classification.*—After having been adjudicated chronic alcoholics by the Court normally all individuals are committed to the Health Department for 90 days' treatment and rehabilitation. Before determining the type of treatment program to which an individual will be assigned, a complete diagnosis and classification workup is required by law. To carry out this function additional medical, psychological, social worker, and rehabilitation staff will be necessary. These positions will supplement the present staff of the Alcoholic Rehabilitation Clinic. Sufficient staff is required to provide the Court with a diagnostic report within five to seven days after a patient has been committed to the Department.

Staff needed are: one psychiatrist, GS–14; five psychologists, GS–13; two social workers, GS–11; two vocational rehabilition counselors, GS–9; five social worker assistants, GS–6; and six clerk-typists GS–4.

3. *Holding Facility and Supportive Residential Care.*—While the diagnostic and classification workup is being completed, patients must be held for the Court in a medium security situation to insure the completion of their workup and return to the Court for a treatment commitment hearing. Appropriate nursing and security personnel are necessary to meet these needs.

After the diagnostic workup has been completed and the Court commits the patients to a treatment program, many of these homeless patients will require a supervised, supportive residential setting. Hotel-like accommodations will permit them to eat and sleep in a supervised setting while at the same time give them the flexibility and freedom to participate in many community activities such as out-patient treatment, job training, employment, and social activities.

Staff needed are: one Hospital Administrator, GS–11; one Telephone Operator-Clerk, GS–3; one Nurse Supervisor, GS–11; ten Nurses, GS–9; thirty Nursing Assistants, GS–3; six Food Service Workers, WBF–5; twelve Food Service Workers, WBF–4; one General Equipment Repairer, WBR–13; one Chief Operating Engineer, WBR–11; four Operating Engineers, WBR–9; and one Labor Foreman, WBR–7.

Supply, administrative expenses, equipment, utility services, building readiness, and repair funds in the amount of approximately $215,000 are needed for six months period.

4. *Intensive Medical Care.*—Some of the patients referred to the Department by the Court for diagnosis and classification will be suffering from impending or actual D.T.'s, hallucinations, convulsions or some other emergency medical problem related to his alcoholism. While minor conditions can be handled at a nursing station, serious cases will be transferred to District of Columbia General Hospital. This will increase the patient population of the Hospital and additional staff will be necessary to provide adequate patient care.

Staff needed are: one Medical Officer, GS–14; one Psychologist, GS–12; one Psychiatric Social Worker, GS–11; two Nurses, GS–7; four Nursing Assistants, GS–4; three Clerk-typists, GS–4; and one Psychiatric Resident, SPCL.

5. *Patient Transportation and Control.*—This request is to provide building security and assist nurses and nursing attendants with patient control on a round-the-clock basis, seven days a week. Staff needed: Correctional Officers (Two GS–4; two GS–3).

With 25 to 30 or more patients to screen and refer each day, a systematic program of providing routine and emergency transportation to the various Department of Public Health facilities is necessary for six days per week. Staff needed: two driver attendants, GS–3. Equipment needed: one bus and one emergency vehicle.

District of Columbia General Hospital, $68,865: Mail-Messenger Transportation Section, $4,472.—This request is for restoration of two Messengers, GS–3. At present, there does not exist any formalized messenger service within the Hospital. Physicians, nurses and nursing assistants, secretaries, clerks—all types of Hospital personnel are delivering, all laboratory specimens and requests to the Laboratory, as well as all other Hospital paper work (U.S. Mail, Inter-Office and Inter-departmental memoranda, X-ray reports, consultation reports, etc.). This not only takes the higher salaried physicians and nursing personnel away from direct patient care, but also requires the other Hospital

personnel to be away from their working stations to perform this messenger function. The new Core Construction Program will add some 76 beds in this institution and will place a greater burden on the physicians and nurses which these messengers can eliminate. At the present time, we are paying overtime to one of our drivers to pick up the completed laboratory slips and deliver them to the physicians on the units. These two messengers will eliminate this overtime. At the same time these messengers would receive, sort, deliver, and pick up mail and inter-office material from various sections. In the Outpatient Division, we see approximately 350 patients per day and it would be the function of these messengers to deliver all requests for laboratory work to the Laboratory for processing as well as other diagnostic procedures. At the present time, we have no one to do these functions. The one authorized position of messenger assigned to D.C. General Hospital is needed for delivery service to outside activities of the Hospital.

Medical Records Section, $6,396.—This request is for restoration of two Clerks, Dictating Machine—Transcribers, GS–4. At the present time, we have only enough transcribing clerks to type the narrative summaries for the Medical Services. This means the physicians in the 15 remaining services must write the narrative summaries in long hand. This is not only time consuming for the physicians, but make it extremely had to read at a later date when the record is either requested by other hospitals or subpoenaed by the courts. In addition, we have many foreign doctors in the Hospital who are not adequately versed in the English Language, thereby making the handwritten summaries totally inadequate for medical research and further patient treatment.

The new Core Construction Program will add some 76 new beds to the Hospital, thereby increasing this already overburdened transcription pool. We have included in the Core Plans a Central Dictating System which will permit the physicians to dictate their narrative summaries by telephone to the Central Transcription Office. However, we do not have enough clerks to supplement these physicians. With two (2) more clerks (Dictating Machine Transcribers), we will be able to do the narrative summaries for Surgical Services plus all the operative reports as well. This will release the physicians for the care and treatment of the patients for which they were specifically trained. At the present time, we are discharging approximately 85 patients per day which require narrative summaries at the time of discharge. We are able, with our present clerks, to complete approximately 50 narrative summaries per day. Therefore, these two clerks will permit us to complete the remaining 35 narrative summaries and permit all physicians to dictate instead of writing the summaries by hand.

Nursing Division, $29,495.—This request is for restoration of eleven positions—four Clerks, GS–4, and seven Unit Clerks, GS–3, to improve the care of patients.

The four Clerks, GS–4 are needed to provide assistance for the nursing supervisors. Nurse supervisors are classified at the GS–11 level and their prime purpose is to supervise the quality of patient care throughout their area of responsibility. Failure to provide clerical coverage for them drastically reduces their supervisory activities because of the time required to carry out timekeeping responsibilities, record keeping, report typing, etc. It would be highly desirable and actually economical to provide the level of clerical coverage requested and so release the valuable time of the nursing supervisors for patient care processes.

The Hospital is currently experiencing a shortage of professional nurse staff in the patient care program. One of the best ways of making better use of professional nurse time in patient care is to relieve them of responsibilities which do not require their background.

The number of clerk positions presently available is not sufficient to put one clerk on each unit for even 5 days a week on one tour of duty. An attempt has been made, however, to group certain areas so that the inequities are minimized. On no unit is it possible to provide unit clerk coverage for more than 5 days a week on day duty. These 7 clerks would allow the extension of some coverage on the most active medical-surgical units to 7 days a week on the day duty and allow some use of unit clerk time on the evening tour of duty. Such arrangements would allow the professional nurses to spend more of their time in caring for patients on all days of the week and would help in relieving some of the very busy hours during the evening tour of duty. The number is insufficient to provide unit clerk coverage for the most active areas

Environmental Health, $34,560: Water Quality Control Division, $3,509.—This request is for restoration of a secretary, GS–5, who will provide clerical services to the Water Quality Control Division.

The Water Quality Control Division does not have a secretarial position assigned to it. Secretarial services are obtained from other divisions in the Bureau of Public Health Engineering and from the Office of the Bureau Chief, when these services are available. Therefore, Division personnel, consisting of one Supervisory Public Health Engineer, GS–13; one Engineering Technician, GS–9; two Public Health Inspectors, GS–7 and GS–5 (vacant), and one Medical Technician, GS–5 (temporary), must perform clerical tasks.

The Water Quality Control Division implements the Department's Water Pollution Control Program. As the official Water Pollution Control Agency for the District of Columbia, the Department of Public Health is responsible for coordinating water pollution control activities in the District of Columbia and for operating a program of its own. One of the Division's activities in this area is the processing and approving of construction grants for water pollution control projects. Each project generates considerable correspondence between this Department and the Department of Sanitary Engineering and the U.S. Public Health Service. A single project grant may be as much as $1,200,000.

The Division receives letters from Water Pollution Control Agencies, writers, students, Citizens Groups and Consultants, requesting technical information pertaining to water supply and pollution control activities in the District of Columbia. For expeditious handling of these requests, a secretary is required.

The Water Quality Control Division publishes the Annual Report of the Committee on the Certification of the District of Columbia Water Supply and prepares the minutes of the Committee's Meetings. The annual Report consists of contributions from the Department of Sanitary Engineering, the Department of Licenses and Inspections, and the Corps of Engineers, the U.S. Public Health Service, the Interstate Commission on the Potomac River Basin and the Department of Public Health. Much of this material is submitted in draft form and must be distributed to the Committee Members and their Staff for comment. The final report is typed in this Bureau and is the responsibility of the Chief of the Water Quality Control Division.

Field Services Division, $3,509.—This request is for restoration of a secretary, GS–5, to provide clerical assistance to the Field Services Division. At the present time, this Division does not have a secretary for the 16 professional and technical personnel on the field staff. The lack of sufficient clerical assistance has created unavoidable delays in preparing and processing the large number of documents handled in this Division. For documents involving requests for prosecution and denial of licenses, the delays have been as long as several weeks. The professional and technical personnel have been forced by necessity to perform most of the clerical work for the Division and this takes them away from their essential duties. Such inefficient use of personnel materially reduces accomplishments in the food and drug protection program. There is a critical need for additional secretarial assistance in the management of records and files for over 6,800 food and drug operations. Present field activities involving these operations cause an active filing load of more than 3,300 separate reports each month and this filing must be done promptly if such records are to be used effectively in planning and evaluating an on-going program.

Milk Control, $7,784: Office of the Chief, $3,198.—This request is for restoration of one Clerk-typist, GS–4, who will assist the secretary in the processing of reports and records of Bureau activities. This clerk-typist will make possible the preparation of the detailed data needed to evaluate and direct the operation of the milk control programs. She will provide services to both the Dairy Farms Division and the Dairy Products Division. At the present time there is only one secretary in the Bureau to provide clerical services to 18 professional and technical personnel. As a result of the shortage of clerical personnel, the professional staff (veterinarians and sanitarians) must perform a considerable amount of clerical work. It is anticipated that the pesticide residue program will add more than 3,000 reports to the present workload.

Dairy Farm Division, $4,586.—This request is for restoration of one Messenger, GS–3, and a panel truck to assist in the conduct of the Pesticide Residue Program by transporting samples from the field to the laboratory; to return sampling equipment and supplies to the veterinarians making field dairy farm inspections; and to perform other transportation and messenger functions which are now being performed by higher grade sanitarians and inspectors.

Approximately 1,500 producer farms located in the states of Maryland, Virginia, Pennsylvania, and West Virginia are presently under the surveillance of the Dairy Farm Division. The number of annual sample examinations of milk and milk products for an adequate Pesticide Residue Program is estimated as follows:

1. Raw milk from farms (1 per farm each 6 months)	3,000
2. Raw milk from truck tanks (1 per tank each 6 months)	300
3. Pasteurized and miscellaneous milk products	100
Total	3,400

Comparison of 1967 request with 1966 operation

	1966 available	1967 House allowance	Restoration requested	1967 total
Office of Chief; Clerk-typist			1	1
Dairy farms;				
Messenger (pesticide program)			1	1
Panel truck (1)			$2,000	$2,000

Community Hygiene, $19,758.—This request is for restoration of three positions—one Industrial Hygienist, GS–13, one Chemist, GS–11, and one Secretary, GS–5, and $4,000 for supplies to develop and administer a new program in Industrial Hygiene for the District of Columbia.

President Johnson stated this year that "the time has come to do something about the effect of the working man's job on his health. This problem has been neglected too long. It must be neglected no longer. We do know that work related diseases and other physical and mental disorders are on the rise. That trend must be reversed—and we are moving to reverse it."

A statistical analysis of the "Directory of Government Occupational Health Personnel" January 1965, DHEW, PHS, Division of Occupational Health reveals a totally inadequate staffing of the District of Columbia Industrial Hygiene Division as compared to that of many U.S. cities. The average number of professional industrial hygiene personnel in seventeen (17) other cities with populations ranging from 105,000 to 1,900,000 (average 552,000) per 100,000 population is *nine* times that of the District of Columbia.

It is sometimes stated that since most work establishments in the District of Columbia are small, the health hazards are not as serious as in cities with large heavy manufacturing industries such as steel, chemicals, transportation equipment and machinery. On the contrary, the largest percentage of uncontrolled health hazards are in the small work establishments employing less than 50 persons each. Ninety-seven (97) percent of work places in the District of Columbia employ less than 50 persons each. Only about 59 employ as many as 500 or more persons. Employers of larger establishments are generally health and safety conscious and usually can support independent programs of worker protection. This is not true of most small employers who must depend upon official agencies for assistance with the evaluation and control of health hazards. As a result there are many more opportunities for illness and disease in occupational exposures in small work establishments. Examples of problems in the District of Columbia are: benzol used in solvents in printing and publishing industry can cause leukemia; chlorinated solvents used in printing, metal cleaning, paint removers and dry cleaning can cause damage to liver, kidney and central nervous system. Other hazardous exposures which are commonly observed in small establishments are open containers of toxic solvents, cleaning hands with toxic or corrosive chemicals and solvents, inhalation of toxic nitrogen dioxide from "bright dip" acids in metal treatment processes, and severe dermatitis from skin contact with epoxy and other resin systems.

Because of the preponderance of small establishments, in the District of Columbia, the lack of specific codes, ordinances or regulations governing many types of occupations and industries, the lack of approval of exhaust ventilation plans for industrial processes, the health hazards potential is much higher in this District than in highly industrialized cities such as Baltimore and Detroit. These cities have long-time, well-developed and adequately staffed governmental industrial hygiene agencies.

positions have increased that ratio to the point where it is now greater than one to 750. Under such a ratio, the requirements of classification surveys on even a two-year period is not possible. A Classification Specialist cannot carry in excess of 500 positions and produce an acceptable work product. The ratio of one to 500 has been an accepted average for many years, and several Federal Agencies consider one to 400 as more realistic. The requested increase of two Position Classification Specialists would give an average ratio of one to 600 which would more nearly meet our needs. Without these positions it will be impossible to provide any more than token service to the Department to meet other than emergency needs. Even with these positions it will be a difficult task because of the expanding programs of the Department and the constant change in positions in the health and medical fields.

Current staff of two clerical positions to provide the typing and record keeping needs of the Section is inadequate even without the requested increase in professional staff. Because of mandatory personnel programs in the past and insufficient clerical support, the clerical and records function of the incentive awards program of the Department became a function of a classification clerk. This function now requires approximately 50% of the time of one position, which reduces time available to fulfill the necessary classification clerical function. The one additional position requested is an absolute minimum to survival without using journeymen level classifiers to perform clerical work.

Recruitment and Employee Relations Section, $8,872.—This request is for restoration of two Clerk-typists GS–3 and an amount of $3,000 for travel for Recruitment.

The mission of this section is to recruit personnel and participate in the prevention and resolution of employee problems for a work force of approximately 5,000. At the present time, there are eleven technicians grade GS–9 through GS–13, and five clerks (Grade, GS–6) who are engaged full time in these activities. There is one full-time typist assigned to the Section.

Because of the nature of the workload, a voluminous amount of correspondence and documents must be typed. The services of at least two clerk-typists are urgently needed in order to meet minimum requirements. Since there is a shortage of clerk-typists in the Section, numerous time consuming routine tasks are being performed by the higher paid personnel specialists. The hire of much needed personnel is being delayed because letters and follow-up communication to applicants are not being expeditiously prepared; vacancy announcements, reference checks, and other related employment documents are not being processed in the proper time frame. The higher paid technicians are being required to devote an inordinate amount of their time to clerical details rather than handling the more important technical aspects of their job. In addition to preparing typewritten communications, clerk-typists are needed to perform the following duties:

(a) Receive prospective applicants, answer inquiries or refer them to appropriate persons in offices. Answer routine inquiries from employees and supervisors.

(b) Receive incoming telephone calls. (Actual count of the numbers of incoming calls to the Recruiting Section has exceeded 200 per day for a sustained period of five days).

(c) Prepare a variety of forms relative to employment, e.g., vacancy announcements, employee reference checks, fringe benefits, orientation materials, etc.

Travel funds are needed since recruitment of medical and paramedical personnel is becoming increasingly more competitive. If this Department is to get its fair share of well qualified employees, it is necessary that the employment opportunities and professional career possibilities which this Department can offer be known. This requires contacts with schools and colleges as well as attendance at professional meetings and conventions. Since private industry and the Federal Government are carrying their recruiting message to candidates throughout the U.S., it is necessary for the D.C. Department of Public Health to do likewise if high caliber employees whose services are essential to the Department's role as the health agency for the Nation's Capitol are to be attracted.

Special recruiting efforts are also required to insure the maximum enrollment efforts at the Capital City School of Nursing, a facility which is operated in conjunction with D.C. General Hospital. Additionally, from time to time, it is necessary to recruit for administrative or supportive type personnel for hard-to-fill categories.

Comparison of 1967 request with 1966 operation

	1966 available	1967 House allowance	Restoration requested	1967 total
Classification:				
Position classifier	8		2	10
Clerk-typist	1		1	2
Recruitment and employee relations:				
Clerk-typist	1		2	3
Travel for recruitment			$3,000	$3,000

Planning, Research and Statistics, $18,672: Research Section, $15,731.—This request is for restoration of one Survey Coordinator, GS–12, one Secretary, GS–5, one Statistical Clerk, GS–5 and $3,000 for contractual services. The traditional reporting and registration systems of the Health Department cannot provide all of the information needed to scientifically plan and evaluate community health programs. A community health surveillance program that will locally provide an adjunct to the National Health Survey, which has been demonstrated to be an invaluable tool in providing the health intelligence needed to set National health policies, is equally needed in the District of Columbia for more efficient and knowledgeable health administration.

This professional would design and maintain surveillance systems in the areas of: (a) consumer's utilization of the Department's services including special population groups such as welfare recipients, persons aged 65 and over, mothers delivering at D. C. General Hospital who have had no prenatal care; (b) measure such preventable diseases as smallpox, poliomyelitis and diphtheria, hospitalization experience, days of disability, and other health indicators; (c) apply sampling and quality control techniques to existing data collection systems to more efficiently utilize existing staff; (d) gather data on the population characteristics to better estimate migration and residential mobility; (e) techniques for evaluating the effectiveness of programs designed to educate and change health attitudes and practices in the community; (f) follow-back reports from vital records on a sample basis to reduce the amount of data collected on all records.

The health surveillance team would consist of the Statistician, (Survey Coordinator), GS–12, assisted by a Statistical Clerk, GS–5, and a Clerk-typist, GS–5, and supported by interviewers whose services would be purchased through contractual arrangements ($3,000 in Fiscal Year 1967), for the purpose of implementing our health intelligence ability to describe the health characteristics of the residents of this city. In order to obtain this, a minimum of 1,500 interviews would be scheduled at an average cost of $4.00 per interview. Beginning costs are estimated at $3,000 for the first year.

Biostatistics Section, $2,941.—This request is for restoration of one Clerk-typist, GS–3, for the Office of the Section Chief. Currently, two persons are providing all the secretarial, typing, and clerical services for seven professional positions and three supervisory positions, in addition, they type the finished statistical tables for all programs and special studies. As a result, they are working overtime, from time to time temporary positions have been requested, some work must be transmitted in handwritten form, and several of the professional people are doing their own typing. The clerk-typist will be responsible for a variety of difficult typing and clerical duties in the Office of the Section Chief.

Comparison of 1967 request with 1966 operation

	1966 available	1967 House allowance	Restoration requested	1967 total
Research Section:				
Survey coordinator			1	1
Secretary			1	1
Statistical clerk			1	1
Contractual interviewers			$3,000	$3,000
Biostatistics Section: Clerk-typist	2		1	3

TREATMENT AND REHABILITATION OF CHRONIC ALCOHOLICS

The number of alcoholics in the District of Columbia is estimated to be 44,750 (33,300 male, 11,450 female). Of these, approximately 5,000 are believed to be late-stage, homeless, indigent alcoholics who are chronic drunkenness offenders well known to the District of Columbia Police and Corrections Departments. On March 31, 1966, in the case of DeWitt Easter vs District of Columbia, the U.S. Court of Appeals for the District of Columbia Circuit reversed a lower court decision and found that alcoholics are sick people and that chronic alcoholism is a legal defense against a conviction on an intoxication charge. The Appellate Court urged the Court of General Sessions to make full use of the Alcoholic Rehabilitation Act of 1947 (D.C. Code 24–500) which makes it possible to commit alcoholics to the care and custody of the Department of Public Health instead of sentencing them to the Department of Corrections. Since that date almost 1,800 court-referred patients have been received. To accommodate this flood of new patients has required (1) the setting up of a 200-patient Classification and Diagnostic Holding Facility at the District of Columbia Workhouse at Occoquan, Virginia, (2) an abbreviated diagnostic and treatment program falling short of what is considered to be acceptable medical-psychiatric practice, (3) the refusal to accept voluntary patients in order to be able to accommodate court-referred patients, and (4) excessive overtime work by professional and clerical personnel in order to keep even a minimum of orderliness. Unfortunately, the Department has limited inpatient treatment or residential facilities. We have 42 beds at District of Columbia General Hospital for acute cases, and 20 beds at Area "C" for convalescent alcoholics. All efforts to date have focussed upon expanding existing outpatient facilities to accommodate the new influx of patients. One result has been that the "revolving door" has been speeded up. Patients who formerly were processed as criminals are being released to out-patient treatment where normal procedures are ineffective in keeping most of them sober and active in therapy. This situation can be corrected only when present treatment resources are supplemented with supportive intown residential facilities, an extended care hospital and rehabilitation program, and appropriate staff to operate them.

BIRTH CONTROL CLINICS

During the period April 1964 through June 30, 1966, a total of 7,913 new patients have been admitted to this Department's Birth Control Program. Through the support of Congress and the Children's Bureau Maternity and Infant Care Project Grant, two new birth control clinic teams, consisting of physicians, nurses, social workers, and nursing aides have been added to our staff during fiscal year 1966. As a result, new cases are being added at the rate of about 350 per month and clinic visits are now numbering approximately 1,100 per month. Birth control services are being provided at 7 Departmental clinics throughout the city for a combined total of 111 clinic hours a week.

Expanded clinic facilities for birth control will become available when three new buildings for the Maternity and Infant Care Project are completed and occupied. A search for available buildings in the selected areas of Northeast and Far Northeast began in July 1965. When it became apparent that existing buildings could not meet the need, a private real estate developer offered to construct rental buildings in the areas of the Far Northeast, the Near Northeast and the Cardoza areas. The present status as of September 20, 1966, is that structural plans have been completed by the builders, rental agreements have been reached and we are now awaiting a Waiver Appeal decision from the Board of Zoning Adjustments. Money is available for us to proceed with the final arrangements and contracts.

INFANT MORTALITY

From 1964 to 1965, the death rate among children under one year of age decreased from 34.5 per 1,000 live births to 28.0 per 1,000, a reduction of nearly 19 percent. It is anticipated that an even better record will be possible in the future as a result of our obtaining, in June 1965, a $1,240,000 grant from the Children's Bureau to improve maternal and infant care services. For fiscal year 1967 the amount of the grant will be increased to $1,911,000. This grant is enabling us to bring more "high risk" expectant mothers from low income families under medical supervision early in pregnancy. Provision of necessary prenatal care to greater numbers of "high risk" maternity patients gives promise of having a meaningful impact on infant mortality.

VENEREAL DISEASES

This continues to be a significant health problem in the District of Columbia. Although effective therapeutic agents are available, these diseases continue to resist control. I am pleased to report, however, that for the fourth successive year there has been a decline in reported cases of primary and secondary syphilis. In fiscal year 1962 there were 701 reported cases of primary and secondary syphilis, compared to 468 in fiscal year 1966 (a decrease of 33 percent). This is in contrast to reported increases from other major cities. Of the four cities which show the highest rate in the country, only the District of Columbia shows a decreased infection rate for primary and secondary syphilis. Unrelenting effort is required on our part to maintain this progress.

For gonorrhea, on the other hand, there were 8,259 cases in fiscal year 1962, compared with 9,941 cases in fiscal year 1966 (an increase of 17 percent). Therefore, our efforts for the next fiscal year, reflected in this budget request, will be aimed particularly at the problem of gonorrhea in the age group 15 to 19 years, a rapidly expanding component of our resident population.

TUBERCULOSIS

Newly reported cases of active tuberculosis showed an increase from 487 cases in fiscal year 1964 to 503 in 1965, and 563 in fiscal year 1966. We are seeking new ways to deal more effectively with this problem. In one high incidence area of the City we are conducting a new program of chemo-prohylaxis in which an attempt is being made to prevent the development of new cases of tuberculosis, particularly among the children of this area who may have exposure to tuberculosis from older members of their families. There are now 541 persons on chemo-prophylaxis at Northwest Central Clinic, and 1,208 persons at the NIH Center, making a total of 1,749 on this preventive treatment.

EYE CLINICS AND DENTAL SERVICES FOR SCHOOL CHILDREN

This year we are asking for additional funds for similar age structured programs such as eye clinics and dental services for school children. Our eye clinics have long waiting lists and we are exploring many ways to alleviate this situation. Dental services for school children are reaching only 22,000 or 31 percent of the 70,000 children who qualify for dental care. In addition to our request for dental service increases in this budget we are conducting an extensive review of the Dental Program with the objective of determining if there might be better ways to allocate existing staff and resources.

Population based problems account for our original requested increase of $2,158,361, a figure that is 35 percent of our total non-mandatory increases.

MANPOWER RELATED NEEDS

Several approaches to this problem are proposed in our 1967 budget request. The first and fundamental approach is to preserve our existing manpower resources by keeping at a competitive level the salaries for contract physicians and for residents and interns at District of Columbia General Hospital. A second measure involves the expansion of the School of Nursing at District of Columbia General Hospital. The graduates of this nursing program constitute a principal recruiting resource for our hospital. With the expansion of the hospital it is even more important to increase as rapidly as possible the capacity of this resource.

A third solution to manpower shortages is based on increased efficiency through the use of new techniques, automation and more efficient physical facilities. In this connection, I would like to bring you up to date on the District of Columbia General Hospital construction program, since it represents the type of plant modernization that will assist us in many ways toward solving our manpower shortages.

The core consolidation construction project of District of Columbia General Hospital was started in September 1964, and was scheduled to be finished by the end of 1967. At this time, the project is eight months to one year ahead of schedule, and it is anticipated that construction will be completed by about March 1967. These are but a few examples of the facilities and services now available:

The Emergency and Admitting Room area now has four times the space it previously occupied.

PROVISION OF FACILITIES FOR AND TREATMENT OF CHRONIC ALCOHOLICS OUTSIDE DISTRICT

The second change in the appropriation language relates also to the alcoholism problem. It would enable the District to provide facilities and to treat alcoholics in locations outside of the District of Columbia. This is necessary, Mr. Chairman, because it would appear to be true that the current statute may well preclude the possibility of such treatment being afforded outside of the District of Columbia. At least this appears to be the opinion of the judges of the court of general sessions.

BASIS FOR OPINION THAT EXISTING STATUTE FORBIDS TREATMENT OUTSIDE DISTRICT

Senator BYRD. When you say it appears to be the opinion, will you cite your reasons.

Dr. GRANT. Not being a lawyer, Mr. Chairman, it is difficult for me to respond to this, but I can say that the judges who have been in communication with us have repeatedly stated that in their opinion, the statute requires that facilities be made available within the District of Columbia.

Mr. LOWE. Mr. Chairman, a representative of the Corporation Counsel is here, if you would like to discuss this matter with him, Mr. Robert Kneipp, Assistant Corporation Counsel.

STATUTORY PROVISION

Senator BYRD. Mr. Kneipp, we would like to hear from you on this point.

Mr. KNEIPP. I am Robert F. Kneipp, Assistant Corporation Counsel.

The act that authorizes the alcoholic rehabilitation program does in part—I don't have it with me right at the moment, this is rather unexpected—but it does provide for the diagnosis of the chronic alcoholic. I think either within or without the District of Columbia. For some years there was the practice of sending the chronic alcoholic down to Occoquan. There was a facility set up there for some time to take care of diagnosis and determine whether in fact the person was a chronic alcoholic. But then the language of the statue goes on and says that after he has been diagnosed as a chronic alcoholic, then the Commissioners are authorized to provide for his treatment in a facility in the District of Columbia.

Senator BYRD. They are authorized to do so?

Mr. KNEIPP. Yes, the plain language of the statute seems to provide that the treatment, after the diagnosis and after the person has been determined to be a chronic alcoholic, then the treatment of the individual must be in the District of Columbia.

Senator BYRD. Authorization in itself doesn't require its being done in the District; does it?

Mr. KNIGHT. Yes, I think it does, sir, and I believe it is this point that Dr. Grant has reference to from the standpoint of the judges, that they view that language as precluding setting up a facility outside the District of Columbia to treat these people.

Dr. GRANT. I have the statute before me, Mr. Chairman.

Senator BYRD. We will insert this in the record.
(The statute follows.)

ALCOHOLIC REHABILITATION ACT, PUBLIC LAW 80-347

CHAPTER 5.—REHABILITATION OF ALCOHOLICS

Sec.
24-501. Purpose.
24-502. "Chronic alcoholic" defined.
24-503. Alcoholic clinic.
24-504. Suspension of criminal proceedings—Hearing—Commitment to clinic.
24-505. Classification and diagnostic center.
24-506. Director's recommendation to committing judge—Court order—Designation of director as representative of Attorney General.
24-507. Discharge at expiration of term—Second hearing on director's recommendation—Recommitment.
24-508. Supervision by probation officer or other agency.
24-509. Certification of adequate facilities.
24-510. Voluntary submission for treatment—Admission—Payment of costs—Rules and regulations—Rights as citizen retained.
24-511. Contract for treatment by appropriate agency.
24-512. Director of clinic—Personnel.
24-513. Director's recommendations—Publication of data.
24-514. Advisory committee.

§ 24-501. Purpose.

The purpose of this chapter is to establish a program for the rehabilitation of alcoholics, promote temperance, and provide for the medical, psychiatric, and other scientific treatment of chronic alcoholics; to minimize the deleterious effects of excessive drinking on those who pass through the courts of the District of Columbia; to reduce the financial burden imposed upon the people of the District of Columbia by the abusive use of alcoholic beverages, as is reflected in mounting accident rates, decreased personal efficiency, growing absenteeism, and a general increase in the amount and seriousness of crime in the District of Columbia, and to substitute for jail sentences for drunkenness medical and other scientific methods of treatment which will benefit the individual involved and more fully protect the public. In order to accomplish this purpose and alleviate the problem of chronic alcoholism, the courts of the District of Columbia are hereby authorized to take judicial notice of the fact that a chronic alcoholic is a sick person and in need of proper medical, institutional, advisory, and rehabilitative treatment, and the court is authorized to direct that he receive appropriate medical, psychiatric, or other treatment as provided under the terms of this chapter. (Aug. 4, 1947, 61 Stat. 744, ch. 472, § 1.)

§ 24-502. "Chronic alcoholic" defined.

The term "chronic alcoholic" means any person who chronically and habitually uses alcoholic beverages to the extent that he has lost the power of self-control with respect to the use of such beverages, or while under the influence of alcohol endangers the public morals, health, safety, or welfare. (Aug. 4, 1947, 61 Stat. 744, ch. 472, § 2.)

§ 24-503. Alcoholic clinic.

(a) The Commissioners of the District of Columbia are hereby authorized and directed to establish and equip a clinic in connection either with some existing hospital or with some correctional institution or other facility for the diagnosis, classification, hospitalization, confinement, treatment, and study of persons who are found to be chronic alcoholics, as defined herein, by the Municipal Court for the District of Columbia.

(b) The Commissioners of the District of Columbia are also directed to utilize the alcoholic clinic services for the treatment of the chronic alcoholic as authorized by this chapter and for the purpose of preparing and administering a program for the rehabilitation of alcoholics and the promotion of temperance through teaching and training of professional personnel and use through community organization. (Aug. 4, 1947, 61 Stat. 744, ch. 472, § 3.)

§ 24-504. Suspension of criminal proceedings—Hearing—Commitment to clinic.

In any criminal case, brought to trial before the Municipal Court for the District of Columbia, in which the evidence indicates that the defendant is a chronic alcoholic within the meaning of section 24-502, the judge may suspend the proceedings in the case and order that a hearing be held, upon sufficient notice, to determine whether the defendant is a chronic alcoholic. The hearing

Mr. KNEIPP. This is section 24–506 of the District of Columbia Code:

(a) The director may then recommend to the committing judge that the person committed (1) be permitted to remain at liberty conditionally and under supervision, or (2) be placed in an appropriate agency, hospital, institution in the District of Columbia for treatment as a chronic alcoholic.

I think it is that plain language there that the courts feel precludes treating these individuals at a facility outside of the District of Columbia.

Senator BYRD. It says the Director may then recommend.

Mr. KNEIPP. He has three choices, sir.

Senator BYRD. But suppose he doesn't have the money? Suppose we don't provide the facility, then what?

Mr. KNEIPP. I think that is the problem facing Dr. Grant right now, sir.

Senator BYRD. We will include this language in the record.

Go ahead, Dr. Grant.

Dr. GRANT. Mr. Chairman, turning to the specific request, the first one is in our maternal and child health program.

Senator BYRD. Did you complete your reference to the treatment and rehabilitation of chronic alcoholics?

Dr. GRANT. Only in terms of the change necessary in the language, Mr. Chairman. I thought I would review the whole problem of alcoholism when I come to that.

Senator BYRD. All right.

PERSONNEL

CLERK FOR BIRTH CONTROL CLINIC

Dr. GRANT. The first item, then, in the specific personnel requests is for a clerk in our birth control clinic. Mr. Chairman, this was not provided in the House budget. Last year when the Congress gave us a birth control clinic, the clerical position was left out. We feel that this is necessary to really carry through this program properly. We have no clerical position in one of our clinics for this purpose.

1966 SENATE COMMITTEE REPORT

Senator BYRD. In the committee report last year the Senate included this language, which I shall read:

The committee also restored $11,885 requested for a medical officer to complete the staffing of a full-time birth-control team allowed by the House. In addition, the committee authorizes the use of $200,000 within the funds available to the Department to cover expenses of three additional birth control teams considered by the Department to be essential to meet current requests.

Now, wasn't that authorization enough to provide for the position you are talking about?

Dr. GRANT. We have the position, Mr. Chairman, on a temporary basis, but I felt that it was necessary now to request this on a permanent basis in the regular budget. We do have the position employed on a temporary basis, because we have had to have the person and that has been taken out of the authorization you mentioned.

NEGOTIATIONS FOR FACILITY DEVELOPMENTS FOR ADDITIONAL BIRTH-CONTROL TEAMS

Senator BYRD. Did you proceed to establish the three additional teams?

Dr. GRANT. No, Mr. Chairman; we were not able to do this for the following reasons. Primarily the reason has been one of space, Mr. Chairman. We had planned on using some funds that we received from the Children's Bureau approximately 16 months ago to supply two additional clinic facilities for maternal and child health. These facilities were to be located in the near Northeast and far Northeast sections of town in neighborhoods where we felt birth control was one of the things that was very much needed.

We have been in constant negotiations for the development of these facilities over that period of time, and they have still not been supplied. Until this happens, Mr. Chairman, I frankly do not know how we can expand our birth control program along with the remaining program.

As a matter of fact, the absence of these facilities is retarding our total maternal and child health program. We have no existing facility, Mr. Chairman. We are using our existing facilities to the maximum.

We have actually tried to transfer some clinics out of the Gales Clinic. We did this very recently, and put a birth control clinic in there, but the clinic is absolutely loaded, Mr. Chairman.

OPERATING BIRTH CONTROL TEAMS

Senator BYRD. How many medical teams do you have operating?

Dr. GRANT. We have two full-time birth control teams operating at the present time.

Senator BYRD. How long have you had the second of the two?

Dr. GRANT. The second of the two has been in existence over the past, well, actually over all of the last fiscal year, Mr. Chairman.

1966 FUNDING

Senator BYRD. The Department was allowed on an item basis enough positions and money for one team.

Dr. GRANT. For one team, and the other one came from the Children's Bureau, Mr. Chairman.

Senator BYRD. From what?

Dr. GRANT. The Children's Bureau grant which is a Federal grant.

Senator BYRD. So have you used any of the $200,000 that was authorized?

Dr. GRANT. Approximately $6,000 of it, Mr. Chairman. We have not been able to use it to employ additional staff in birth control because we haven't had the place to put them.

NEGOTIATIONS FOR BIRTH CONTROL FACILITIES

Senator BYRD. Had you requested the space?

Dr. GRANT. Yes, sir.

Senator BYRD. What correspondence do you have to indicate the dates of your request?

Dr. GRANT. We have a volume of records, Mr. Chairman, on this, dating back to June of 1965.

Senator BYRD. May I see some of it.

Mr. Lowe, would you speak to this?

Mr. LOWE. Mr. Chairman, are we talking about the delays in renting of space for a clinic?

Senator BYRD. Yes.

NEAR NORTHEAST CLINIC

Mr. LOWE. Which one of the clinics are you talking about?

Senator BYRD. We are talking about the birth control clinics.

Mr. LOWE. Is this the one we refer to as the Near Northeast?

Dr. GRANT. Near Northeast and far Northeast.

Mr. LOWE. Mr. Chairman, this has been a very slow process. We tried to get a developer to enter into a 5-year lease with the District and to build these premises because we have been unable to find any suitable available facility for rent. There are no District government-owned facilities. We have located a number of potential sites in collaboration with the developer, and most of them have had to be discarded because of the fact of the zoning regulations.

ZONING REQUIREMENTS

This near Northeast site has come through a very complex arrangement trying to work out something on a site that would fit the zoning requirements. The most recent development on this is that we have taken it before the District Board of Zoning Adjustment a few weeks ago. We have informal advice from the Board of Zoning Adjustment that they will grant a zoning variance dealing with the requirements with regard to parking of vehicles. You see, our zoning laws require that there be a specified amount of parking space for various types of structures. This variance has been granted and we expect a written confirmation the first part of next week.

CONSTRUCTION CONSULTATIONS

The Administrative Services Office is now in consultation with the developer, with the architect, with the building permit people, in an effort to consummate the final arrangements, the lease itself has necessarily been deferred because until the builder could get a proper permit to put up this structure, he is in no condition to enter into a lease.

NORTHEAST CLINIC

We do not actually have a site available in the far Northeast at this time, although I think the man has one that he is hoping to get. The site that we thought he was going to use has become unavailable, unless there is something that I am missing in this. If so, Mr. McCallister, will you please add to it?

This is the type of problem we are encountering with regard to special facilities, because of the crowded areas, the lack of space on which to build, and, of course, in many, many instances there are limitations on the type of development that can go in the various neighborhoods.

The Commissioners tried to apply to their own operations the same zoning controls that they applied to the ordinary private entrepreneur, but this near Northeast we think is on the road now.

NON-GOVERNMENT-OWNED FACILITIES

Senator BYRD. Is this a lease proposition?

Mr. LOWE. Yes, this is a lease. We had no funds to even think of building a Government-owned facility.

Senator BYRD. I am disappointed, I think I should say, in the delay in getting this underway, and I am surprised to know that there is no space to be found.

Dr. GRANT. Mr. Chairman, I personally spent a whole day, together with some people in the area, looking over the area to see if there was any space at all that we could rent, and there is nothing there that I could find. I have had people out there regularly, and we cannot find any space, any building at all that could be rented. Unless one is built, I cannot see how we can possibly locate something.

FACILITY SPACE REQUIREMENT

Senator BYRD. I do not think that we ought to proceed, at this time, in terms of constructing a building. How much space do you need for a clinic?

Dr. GRANT. Mr. Chairman, this is a total maternal and child health clinic, including birth control. The total amount of space, as I recollect it, for each building is 15,000 square feet.

PLAN TO MAKE BIRTH CONTROL CLINIC PART OF NONEXISTENT MATERNITY CLINIC

Senator BYRD. Does it take that much space for a full-time birth control clinic team to operate?

Dr. GRANT. No, sir; but the way we are operating our birth control clinics, and really the only way we are able to operate them is as part of a maternity program.

In other words, we take an obstetrician and we put him into the total maternity program where he spends approximately 30 percent of his time in birth control. We need a maternity clinic with birth control as part of it.

FUNDING BY CHILDREN'S BUREAU

It does not take all of this space for that purpose, Mr. Chairman, but the funds that we have received for rental from the Children's Bureau would provide for a total program, including, for example, the provision of dental services and various other services.

Senator BYRD. Are you waiting on all of that to materialize before you get these other teams operating?

Dr. GRANT. Mr. Chairman, we have looked in the areas that I am talking of with the idea of just trying to establish a birth control clinic alone, and there is no space, Mr. Chairman, that I have been able to find, just for this. We have been able to find nothing at all in this area.

EQUIVALENT OF BIRTH CONTROL TEAMS

Senator BYRD. Where are your two teams operating?

Dr. GRANT. At the present time, we actually have seven teams, Mr. Chairman, each of them providing about 29 percent of their time at seven clinic locations.

Senator BYRD. No, I mean, where are your two birth control teams operating?

Dr. GRANT. What I am trying to say, Mr. Chairman, is that we have the equivalent of two teams. We have seven maternity teams, each team spending 29 percent of their time in birth control. They are operating in seven different locations.

Senator BYRD. Last year you indicated that you had been able to treat, I believe, about 3,000 cases.

Dr. GRANT. Yes.

Senator BYRD. Annually?

Dr. GRANT. That is right.

Senator BYRD. You indicated that there was a potential need for 20,000 annually.

Dr. GRANT. Yes.

Senator BYRD. You indicated that people were waiting in line, so to speak. You indicated that at a cost of $250,000 you could set up these four full-time birth control clinic teams. So with the money that was in the budget and the authorization that was in the committee report, you were allowed about $250,000 with which to operate.

SPACE PROBLEM

Mr. McCallister, do you want to talk about this space problem to us?

Mr. MCCALLISTER. Mr. Chairman, I can only say that, as I have reported to the Commissioners, many of these programs get started quickly and swiftly by grants by the Federal agencies. The assumption is made by persons who are not familiar with the requirements of the District of Columbia Code and Regulations in the categories of buildings and use that there are buildings sitting around in the District of Columbia available to move into, such as old stores. There seems to be a feeling that old stores are very satisfactory. They are not satisfactory for anything but old stores. And so we have run into this time and time again.

These facilities are of a very specialized nature, down to every last bit of everything that goes into them, X-ray, everything that goes into them.

We go into consultation with the Code people and find out what they categorize the building, find out what property, what zoning areas it can be placed in. We contact real estate agents.

There are very few people who are willing to invest in a specialized facility of this nature with a limited 5-year lease, which is all the Commissioners can enter into under the statute, and recover the money.

It is not an ordinary office building which after 5 years could probably be leased in the private market. We have found only one developer who is willing to venture into this type of facility.

1966 SENATE HEARINGS

Senator BYRD. Last year in all the testimony that was presented, there was no suggestion with regard to the problem of space. The only indication that we had concerning the birth control problem was that of money, and the committee provided for that.

BIRTH CONTROL IMPERATIVE

This is one of the most serious problems confronting our city and every city in the country. Many Senators talk about the problems of big cities, but every little if anything is said about the all-important problem of birth control. It is usually taboo, and time has long passed when we should face up to this problem of birth control, because tied to this are the problems, of course, 25 years from today, of crime and welfare and crowded schools and crowded living conditions, juvenile delinquency, and rising governmental costs in many other fields, including health.

So I think it is imperative that the Department and Mr. McCallister and the Commissioners take steps to implement not only the recommendations, but also the wishes of the Congress in this respect.

Now this language will go back in the committee report this year, and it will be a little stronger. We shall hope that when we have our hearings next year, and God forbid that they be this late in the year, you can show the committee that you have made real progress.

This is a disturbing problem, and I might say that the chairman is disturbed that you have not gone forward and made more progress in this regard. Nothing was said last year about space.

Of course I recognize that there are always some problems concomitant to those main ones which require money, but it seems to me that in this city you ought to be able to find space for two additional full-time teams.

Dr. Grant, I do not want you to have any impression that we are going to be content with any further delay.

We realize that it does take some time, but I cannot overemphasize the importance of proceeding to develop these teams, because we acted upon the justifications for them which you so well expressed last year.

Senator Tydings.

BIRTH CONTROL PROBLEMS IN CARRYING OUT INTENT OF COMMITTEE

Senator TYDINGS. Excuse me, Senator Byrd. Am I to understand that we did not go forward and set up the clinics that we appropriated money for last year for the teams?

Dr. GRANT. There was a movement forward in our birth control program, Senator Tydings, and I think this can be deduced from the substantial rise in the number of patients and the number of patients visits.

For example, we saw 6,416 patients this past year, as compared to a little over 4,000 last year. But I think the thing that we are discussing right now is the fact that the Congress put in budget authorization for $200,000 with which we could supply two additional teams. We were certainly very anxious to do this, and I personally still want to do this.

NONAVAILABILITY OF SPACE

The problem, Senator, has been that we have not had the space. This is the first time I have had experience in having to wait 16 months that we have been waiting thus far to acquire two clinic sites. Until we acquire the space, Senator, there is no way I know of under which we could promote the proceed with this program.

BALTIMORE PROGRAM

Senator TYDINGS. Are you familiar with the program which the Baltimore city health department has under way?

Dr. GRANT. Yes, sir.

Senator TYDINGS. Why can you not proceed along similar lines?

Dr. GRANT. I would say, Senator, that we probably have a larger program than does Baltimore City at the present time in toto. We already have seven clinic locations. We are trying to develop two additional full-time birth control clinics at two other locations because our present locations are completely full. We have no space.

PROGRAM FOR UNMARRIED MOTHERS

Senator TYDINGS. Now what do your teams do with a mother, particularly the unwed mother, who has a child in one of your hospitals here? Does a member of your clinical team visit the mother and try to teach her and advise her that there are devices and techniques?

Dr. GRANT. We have this program, Senator, yes.

Senator TYDINGS. Does every unwed mother in the city when she has a baby—is she afforded the opportunity or advice and knowledge and devices for planned parenthood or for family planning?

Dr. GRANT. The vast majority of these mothers are delivered at D.C. General Hospital where we have such a program in existence.

DISTRICT OF COLUMBIA BIRTH RATE REDUCTION

Senator TYDINGS. It should not be just the vast majority, because I am behind Senator Byrd 1,000 percent.

We added more money last year than you asked for specifically for this purpose. Now if you are not going to utilize it, I think it is a tragic mistake. I think that we are talking now about what is perhaps at the heart of one of the greatest sociological problems we have in this country.

Now what has been the reduction in the birth rate, if any, for the District of Columbia in the last year?

Dr. GRANT. Senator, we made a study of the first 4,000 women that came into our birth control clinics. This showed a reduction of two-thirds in their birth rate after they came to the clinics. In other words, their birth rate was one-third what we would have expected had they not come to birth control.

DISTRICT OF COLUMBIA BIRTH NUMBER REDUCTION

Senator TYDINGS. How about numberwise in the city of Washington?

Dr. GRANT. The total number of births went down, Senator, from 19,001 in 1964 to 17,755 in 1965.

Senator TYDINGS. Then that does show you are making progress. I might add, I do not know whether you realize it, but that probably means a saving in capital expenditure of between $7 million and $10 million in about 6 or 7 years, and the money that we appropriate here is going to save the taxpayers hundreds of thousands of dollars.

SERVICES FOR EACH MOTHER

I think that, whether you have clinics or not, at the very minimum every mother who has a child in the District of Columbia, particularly if she is an unwed mother, ought to have an opportunity and the knowledge of all of the information and devices that we have which will enable her to plan for her family.

I do not think you should miss anyone. The fact that you do not have a spot for a clinic I would not think would necessarily prohibit you or prevent you from putting clinical teams into the hospitals and getting really right to the young mothers who need the information most.

Dr. GRANT. We have a clinical team in the District of Columbia General Hospital which takes care of the vast majority of women you are now talking about. I do want to make the point, as the chairman knows that I am in complete sympathy with this program. The program has moved along steadily to the best of our ability, but I would say, Senator, that we must acquire some clinic space where we can put teams who can provide the kind of services you are talking about when the women come in. I agree with you entirely, that the women must be motivated to take advantage of the program. I am in complete agreement, and we are doing this, Senator.

RECOMMENDED SENDING OF TEAMS INTO HOSPITALS

Senator TYDINGS. I think that every mother who has a child in the District of Columbia, at least should have the opportunity, if she wants it, to receive advice, information, and technical help, including devices if she wants them, regardless of the hospital. I do not see why you have to have a clinic to send your teams into the hospitals. You are missing the biggest bets in my judgment, because that is where the mother really realizes the importance of it.

But I think with or without your new clinic, you ought to be able to do that.

FACILITY REQUISITE

Dr. GRANT. Well, we can do that, Senator, but I would say that we will not reach the vast majority of the women I am talking about with birth control materials until we supply facilities where we can provide teams who can do this.

Senator TYDINGS. I think facilities are important, but I think it is very important that you cover every hospital and every maternity ward in the city.

Who has been holding you up? Who have you asked? I mean why can you not find a facility? What sort of a facility do you need? Why can you not get a facility?

SPACE NONAVAILABILITY

Dr. GRANT. Well, we have looked in the sections of town where we want to supply these clinics, where there are no facilities at the present time, and where there are many of the women we are now talking about.

Senator TYDINGS. Yes.

Dr. GRANT. There are no facilities that we have been able to locate that we can rent. We have, therefore, or rather the Department of General Administration——

Senator TYDINGS. What do you mean by facility? What qualifications?

Goodness knows there are places that you can rent. Now why can you not just rent an ordinary vacant storefront or go in and rent the first floor of an apartment or something?

Dr. GRANT. Senator, I know of no storefronts that are vacant at the present time and are available to provide this service in the areas about which we are now talking.

Senator TYDINGS. What do you need now? What do you need in a facility?

Dr. GRANT. Space.

Senator TYDINGS. What are the requirements for such a facility?

Dr. GRANT. The only thing we really need, Senator, is space.

Senator TYDINGS. Square footage?

Dr. GRANT. Right.

Senator TYDINGS. You are telling me that there is no square footage. All you need is space and I presume running water and electricity, and there is no space in the city to rent in these areas?

Dr. GRANT. In the areas of which I am speaking, Senator.

Senator TYDINGS. Of what type of areas are you speaking?

NEAR NORTHEAST SECTION

Dr. GRANT. This is in the far Northeast, so-called, and the near Northeast sections of the city.

Senator TYDINGS. In the part of town where less fortunate and less affluent people live?

Dr. GRANT. Yes.

CARDOZO AREA

Senator TYDINGS. How do you account for the fact that the Poverty Corps and the Neighborhood Cleanup Centers all can rent space?

How can they do it and you cannot?

Dr. GRANT. This is in another area, Senator, and they have their problems renting space.

As a matter of fact, they have been trying to get some space for us in the Cardozo area for a program we would like to initiate there and we cannot find it. As a matter of fact, we want to set up one of these birth control clinics in the Cardozo area and we are looking for space right now in that same area.

Senator TYDINGS. Is there any empty land or any empty lots in these areas?

Dr. GRANT. There is some property in these areas, and this is where we have been moving to work with the people who own this property to try to build buildings.

SUGGESTED RENTAL OF TRAILERS

Senator TYDINGS. Why do you not get some of these big trailers like we have for chest X-rays and things like that and move the trailers into these areas?

Your answers do not seem to me to be very satisfactory. I think if you want to do it you can go out and rent trailers or anything else and move them in onto vacant lots. I just do not buy the excuse that you cannot find a place to rent. If you cannot find a room to rent or a storefront to rent, get a trailer. Go in and do it. But the old clock is ticking.

Dr. GRANT. Senator, if anyone would have told me 15 months ago that by now we would not have had these facilities ready and available, I would not have believed them. This has been my first experience in having to wait this long to acquire some facilities in which to operate programs.

Senator TYDINGS. Why do you not rent some big trailers like we have for tuberculosis or cancer, and move them in?

Dr. GRANT. Well, I do not know, Senator, how practical this would be. I would have to look into it and see how practical it would be. I do not know.

Senator TYDINGS. I think you had better look into everything. Eighteen months have gone by.

I will not belabor the subject any more. This is too important to delay.

Mr. LOWE. Mr. Chairman, might I suggest that we insert, at this point in the record, a statement concerning the conditions bearing on this subject and a chronology of the events that occurred in our search.

Senator TYDINGS. You may.

(The statement follows:)

EFFORTS TO LEASE A STRUCTURE FOR MATERNAL AND INFANT CARE CLINIC NO. 1

A Maternal and Infant Care Clinic, which is to be constructed at the 700 block of 15th Street, N. E. covering Lots 17, 18, 23 & 24 in Square 1050, is being constructed in connection with a one year grant of $1,240,188 from the Department of Health, Education and Welfare. The Maternity and Infant Care Project grant dated June 1, 1965, was accepted by the Board of Commissioners on July 8, 1965. Listed below are the major problems which have delayed the construction of a facility suitable for this project:

1. EXISTING BUILDINGS ARE UNSUITABLE FOR THIS PURPOSE

The Administrative Services Office was first alerted by the Department of Public Health that a building should be leased in July of 1965. A search was made for a suitable existing building which could be leased. This search was abandoned in October, 1965. The final building which is to be constructed for this purpose has the following provisions, many of which are highly specialized.

Lower level

(a) Lower Level has a waiting area of 1,230 square feet.

(b) There is a social service unit with private cubicles for three social workers, two nutritionists, and an administrator plus space for two clerks and storage area.

(c) There is a conference room with approximately 460 square feet that has a demonstration kitchen equipped with range, sink and refrigerator.

(d) There is an X-Ray unit that has an X-Ray room which is approximately 15 feet long by 10 feet, four inches wide. It is lead lined and equipped with special electrical circuit for X-Ray machines together with two film storerooms, and an equipped dark room, office and waiting area.

(e) There are two lavatories for the public (men and women).

(f) There is a dental treatment area with a waiting area, store room, nurse's office, dentist office, three dental treatment rooms with running water, gas outlets, and electric power sufficient to operate dental equipment.

(g) There is a registration area (office) with counter and cabinets underneath.

(h) There is an examination area with waiting rooms, two nurses' offices,

four dressing closets, one private bath for patients with commode and wash basin, running water, two examination rooms and wash basin and running water. It is also a pharmacy for storage and issuance of drugs and medicines to staff and patient treatment.

Second floor

(a) There is an eye, ear, nose and throat clinic with an acoustically treated audiometric testing room, three hearing testing areas, one eye examination room, one examination room, nurse's office, and waiting area.

(b) There is a lavatory and autoclave room, one medical examination room with waiting area, private toilet with commode and wash basin, running water, two examination cubicles with wash basin and running water, two treatment areas with wash basin and running water.

(c) There is one examination area, private toilet with basin and running water.

(d) There is one maternal health room, two examination cubicles, one room equipped with one-way mirror (for children).

(e) The registration and lobby are the same as for the first floor.

The Administrative Services Office examined numerous buildings and found none which were suitable without extensive alterations. Of those buildings examined, the rental which would have to have been charged by the property owner in order to recoup his investment, would have exceeded the limitations of the Economy Act of 1932. When Mr. Basiliko offered subject building to the District on January 19, 1966, he stated "we feel that this building is being built for the purposes of the Maternal and Infant Care Clinic Program and other clinical uses and that the value of the building would be for no other use to the owners." We have tried, without success, to encourage other builders to make competitive proposals for this and other similar clinics. Only one other builder has shown an interest. Once he examined the special construction required and found an estimate of cost for maintenance of a clinic (increased cleaning costs, etc.), he withdrew from active consideration.

2. DEFINITION OF BUILDING REQUIREMENTS

The Federal grant dated June 1, 1965, which was accepted by the Board of Commissioners on July 8, 1965, crystallized the need for this facility. The Administrative Services Office, on July 19, 1965, was alerted that a facility requiring about 6,000 square feet was needed. No further details were available. The search for space continued until October, 1965. Preliminary discussions were held with the Health Department and builder on October 15, 1965. The Department of Public Health approved this site on November 24, 1965. The whole scope of the project was changed by the Department of Public Health on December 11, 1965, which caused the first plans to be scrapped. The first detailed information concerning the building was received on February 9, 1966. The final detailed plans were received on May 20, 1966. The Department of Public Health has never mentioned in any of its correspondence that this building is to be used for birth control purposes.

3. ZONING PROBLEM

On July 13, 1966, it was discovered that the detailed plans which had been prepared did not meet the building code requirements. We were unable to resolve this problem until October 3, 1966, when the Board of Zoning Adjustment agreed to permit a 25% variance in the parking requirements but refused to classify the building as a warehouse. The action did, however, assure that the project could proceed, provided the Department of Licenses and Inspections approves the building permit.

4. FUNDING PROBLEM

The grant from the Department of Health, Education and Welfare for a Maternal and Infant Care Project was accepted for a term of one year. During the early stages of searching for a facility, it was hoped that a landlord could be found that would be willing to enter into a one year lease so that the funding would be assured by using the resources of this grant alone. After determining that the program requirements would require extensive renovations of the property which would exceed the Economy Act limitations, it became apparent that a new building would have to be designed and constructed for this specific

purpose. The building which was ultimately designed and is about to be constructed does satisfy the requirements of the Economy Act of 1932. It was necessary, however, to enter into a five year lease in order to meet this objective. A one year lease would have required such a high rate of rent to recoup the investment of the builder and to allow a reasonable profit that it could not have possibly been built under the Economy Act limitations. A memorandum to the Board of Commissioners dated June 17, 1966, which submitted the offer from Mr. Basiliko was not approved until June 23, 1966, pending the presentation of additional facts to the Board of Commissioners, demonstrating the feasibility of entering into the five year lease in the event the one year grant was not renewed.

5. MANPOWER SHORTAGE

The attached chronology of events indicates in more detail some of the major milestones encountered in approaching our goal of a completed facility. The staff we have available for this activity has not been increased in proportion to the rapidly increasing workload. In addition to leasing facilities for the Maternal and Infant Care Clinics, we had the acquisitions of school sites, highway and sewer rights of way, police station sites, library sites as well as the other District real estate activities, which were competing for the services of the same staff. In view of all of these problems, we feel that the Administrative Services Office provided reasonably prompt services and made the maximum use of the resources available to it in order to arrive at this point of progress.

CHRONOLOGY OF EVENTS REGARDING EFFORTS TO LEASE A STRUCTURE FOR MIC CLINIC NO. 1 AS OF OCTOBER 6, 1966

July 19, 1965.—Memorandum to the file. Mr. Heizer, of the Administrative Services Division, Public Health, telephoned to say that Public Health will soon need 6,000 square feet of office space somewhere in Northeast Washington between East Capitol Street and Sheriff Road in the vicinity of Minnesota Avenue and 6,000 square feet somewhere possibly around 15th and H Streets, NE., plus 2,000 square feet temporary space in downtown area for Maternal and Infant Care Clinics.

July 1965.—General note. Initiated efforts to locate space, in near and far northeast, suitable to lease for MIC Clinic. No suitable space found to be available due to nature of agency to be accommodated (Health Clinic) too expensive to alter lease space to meet code requirements and Health Department Requirements.

September 13, 1965.—Memorandum to Department of Public Health from Director of General Administration states Commissioners' Order No. 65-966 on July 8, 1965, accepts for the term of one year, a grant of $1,240,188 from HEW for a Maternity and Infant Care Project. Use of Federal grant funds for the rental of necessary space is approved, but the period of the grant would necessitate a lease not to exceed a one year period. To sign a lease for a longer period of time would in effect, commit District of Columbia funds which are not now available for rental purposes.

October 15, 1965.—Preliminary discussions with Health officials, Administrative Services Office representatives and Mr. G. Basiliko, local realtor broker. Mr. Basiliko agreed to purchase a proper site and erect a clinic on a "lease back" basis. District representatives furnished Mr. Basiliko with information for his engineer and architect to determine a cost estimate for a one-story, cinder block on slab type structure with special power and plumbing features for clinical use.

November 17, 1965.—Mr. Basiliko assembled sites at 15th and Maryland Avenue, NE. and Division Avenue and Cloud Street NE.

November 24, 1965.—Meeting with Mr. Basiliko, Public Health and Administrative Services Office. 15th and Maryland Avenue site approved by Public Health. Mr. Basiliko to select architect to work with Health Department to fineline building and requirements. Upon completion of foregoing, Mr. Basiliko will make offer, submit plans to ASO for approval. ASO will have appraisal made to determine validity of offer and if necessary counteroffer.

December 6, 1965.—Met with Messrs. Basiliko, Mockabee, Heizer and Sheehan and Smith. Worked out schedule for construction of MIC Clinic, 15th and Maryland Avenue. Anticipated completion of construction 4/1/66. Five other intervening target dates were given.

January 13, 1966.—Checked with Mr. Heizer on status of MIC Clinic project; he will forward copy of a chronology sequence of events occurring to date (this was never furnished). Mr. Heizer died after this.

January 19, 1966.—Mr. Basiliko offered property located at 700 block of 15th Street, N.E., Lots 17, 18, 23 & 24, Square 1050, for a five-year firm lease with option to renew; annual rental rate of $70,649.62 including all services listed. "We feel that this building is being built for the purpose of the MIC Program and other clinical uses and that the value of the building would be for no other use to the owners. In order to construct such a building, the entire amount of ground consisting of 11,781 square feet was used. This will further enable adequate parking for the proposed use of the building."

January 21, 1966.—Appraisal was requested for fair rental and fair market values of MIC Clinic, Lots 17, 18, 23 & 24, Square 1050, per Mr. Basiliko's offer of January 19, 1966.

January 24, 1966.—Appraisal Section indicated not enough information for appraisal. Requested additional information from Mr. Mockabee.

February 7, 1966.—Called Mr. Mockabee on 2/3 and 2/4 and he did not return call regarding MIC Clinic. Called this date and he stated that additional information needed for the appraisal will be delivered this office this afternoon. Mr. Mockabee indicated difficulty in obtaining additional information requested.

February 9, 1966.—Additional information for appraisal was submitted by Mr. Mockabee (four pages) regarding MIC building at 15th and H Streets NE.

February 18, 1966.—Memorandum from Director of Public Health to Director of General Administration. Memorandum requested Director of General Administration's assistance in expediting completion of two buildings which are currently under negotiation between Administrative Services Office and local builder. The grant making space available was awarded to the Department of Public Health on June 1, 1965. Since that time it was given high priority to recruiting necessary personnel. Administrative Services Office and staff have been most sympathetic to our needs and devoted as much as he has, I am sure, to the project.

March 7, 1966.—Memorandum to Director of Public Health from Director of General Administration—in reply to memorandum of 2-18-66. Sequence of events up to that date were summarized. We have requested Buildings and Grounds to estimate the cost of the construction. Upon receipt of this information, the final appraisal will be prepared and the rental determined for comparison with the amount contained in Mr. Basiliko's offer and for compliance with the limitations contained in the Economy Act of 1932.

March 16, 1966.—Appraisal Lots 17, 18, 23 and 24, Square 1050, Fair Market Value established at $266,700.

March 21, 1966.—Letter to Mr. Basiliko regarding MIC Clinic on Lots 17, 18, 23 and 24 in Square 1050. Counteroffer to lease property for term of 5 years, subject to District's final approval of detailed plans and specifications and approval of the lease by the Board of Commissioners as required by Statute. It is our intent to enter into a formal agreement for the lease of this property as soon as detailed plans and specifications are approved by the District. Owners suggested lease at $5.27 per square foot was met with the counteroffer by District of $5 per square foot.

April 1, 1966.—Basiliko accepted offer of March 21, 1966, and advised he is proceeding immediately to secure detailed plans for acceptance by District.

April 20, 1966.—Mr. Basiliko telephoned regarding MIC Clinic. Plans are nearly completed for Clinic Number 1 at 15th and Maryland Avenue NE. and will be submitted as early as possible.

May 20, 1966.—Memorandum to the Administrative Services Officer from Mr. Darrow, Department of Public Health. Forwarded plans for MIC Clinic building to be erected on west side of 15th Street between G and H Streets NE., which has been approved by Charles R. Hayman, M.D., Associate Director for Preventive Services.

May 23, 1966.—Appraisal Section requested to comment on whether the plans submitted by Mr. Basiliko are in accordance with the previous opinion of value.

May 24, 1966.—Appraisal Section noted that plans are in accordance with previously recommended rental estimate. Fair rental estimate remains within the limitations of the Economy Act of 1932.

June 17, 1966.—Memorandum to the Board of Commissioners through the Director of General Administration from the Administrative Services Officer. Memorandum outlines background of lease, funding, negotiations, with Mr.

Basiliko, his offer and our counter-offer stated "Funds in the amount of $93,000 are presently available". Requested authorizations for this office to proceed with negotiations of five year lease at a term rental not to exceed $335,150 and that the Board of Commissioners direct their Secretary to execute the agreement of lease for this obligation when the terms of the proposal are finalized.

June 21, 1966.—Note from Mr. Miller—General Duke questions method of financing lease. Number of closed door discussions after that.

June 22, 1966.—Memo from Mr. Lowe requesting Mr. McCallister to prepare an analysis as to how leased properties turnover is sufficiently great and there is no real risk to the District as a general rule in this type of situation.

June 22, 1966.—Analysis of lease expiration and grant funds prepared.

June 23, 1966.—Secretary to the Board of Commissioners notified the Administrative Services Officer that he was authorized and directed to proceed with negotiations to comply with Department of Public Health's request for 13,406 square feet of space for this clinic facility on the west side of 700 block of 15th Street, N.E. for a period of five years for a term rental not to exceed $335,150.

June 24, 1966.—Mr. Basiliko advised us that contract for the above subject building will be let on June 27–28 and work will commence by the end of next week to construct above subject clinic. Figure 120 days to occupancy or November 1, 1966 which is a conservative estimate for 702–15th Street, N.E.

June 30, 1966.—Telephone conversation with Mr. Basiliko indicated that demolition was underway.

July 1, 1966.—Letter of intent acknowledging Board's approval was sent to Mr .Basiliko by the Alternate Contracting Officer.

July 5, 1966.—Telephone discussion with Mr. Mockabee. Plans for construction of MIC Clinc Number 1 will be in the Department of Licenses and Inspections today.

July 11, 1966.—Telephone conversation with Mr. Mockabee and Mr. Andrews. Error in land description, plans will have to be done over again and will be ready to file July 20, 1966.

July 14, 1966.—Memorandum to the file—plans for MIC Clinic Number 1 hit a snag in the Department of Licenses and Inspections. Not enough square footage of space for construction and parking. Mr. Basiliko's architect had a meeting with Mr. Stewart on July 13, 1966, apparently code requirements call for approximately 31 cars. Present area only permits about 19. Zoning Board has permitted a 25 percent variance in these cases, however, parking requirements still fall short of the mark. Mr. Stewart suggested that Mr. Andrews and Mr. Basiliko apply to the Board of Zoning Adjustment for variance. Must have appeal in before July 29, 1966 for the Board of Zoning Adjustment next scheduled hearing is August 24, 1966.

August 11, 1966.—Memorandum to the Director of General Administration from the Administrative Services Officer. Minutes of meeting held August 10, 1966 with Department of Public Health, the builders, Department of Licenses and Inspections, Budget Office and Administrative Services Officer. Was learned that the Board of Zoning Adjustment can grant up to a reduction of 25 percent of the required number of parking with use of "attendant parking". It was also learned that the decision of the Director of Licenses and Inspections to classify this proposed clinic as a "medical office building", thus imposing high parking requirements, can be appealed to the Board of Zoning Adjustment. There was agreement by Licenses and Inspections that if proposed structures are not classified as a medical office building it should be classified as a warehouse. After considerable discussion of the many facets of this situation, it was agreed that (1) the Department of Public Health would furnish an attendant to park on the premises. (2) Mr. Basiliko would immediately appeal to the Board of Zoning Adjustment to permit attendant parking in order to reduce the required spaces by 25 percent and to appeal the decision to classify the proposed structure as medical office building and that it be classified as a warehouse structure. (3) Dr. Grant agreed to prepare a statement in support of these appeals. It was learned that the deadline for filing for a hearing at the next meeting of the Board of Zoning Adjustment is August 26, 1966. Next meeting will be held September 14, 1966.

August 16, 1966.—Letter to Mr. Basiliko from Dr. Grant. "The Health Department's need for a facility in this area prompts me to assist you in any way possible with your appeal action. I thought it might be helpful if I would briefly outline the activity that would take place in the proposed building for your use in presenting this case." Dr. Grant then proceeded to give a general outline of the activities to take place at this proposed building.

August 16, 1966.—Telephone conversation with Mr. Mockabee of Mr. Basiliko's organization. Mr. Mockabee will bring appeal forms to the Administrative Services Officer for review prior to filing them (this will probably be on August 18, 1966). Will have hearing September 6, 1966. Mr. Mockabee must have executed lease for financing construction before he can begin.

August 23, 1966.—Mr. Basiliko has not filed appeal for variance to date. Deadline August 26, 1966 for hearing September 14, 1966. The Board of Zoning Adjustment appeal to permit attendant parking, reducing required spaces by 25 percent and for the reclassification of medical office building to warehouse structures. Applications prepared will be filed today.

August 26, 1966.—Mr. Mockabee filed the appeals for zoning grants on Maternal and Infant Care Clinic facility No. 1 about noon this day.

September 15, 1966.—Memorandum regarding public hearing held by Board of Zoning Adjustment, September 14, 1966. It was determined that code requirements call for approximately 31 cars but the present area will only permit about 19. The Zoning Board has permitted the 25% grant in these cases, however, parking requirements in this case would still fall short of the number presently available (19) as opposed to 23. The Board stated that it would take the case under advisement and a decision will be rendered as soon as possible, since the health of many people is involved and a large sum spent by Mr. Basiliko on behalf of the project. During the period of the hearing, there was a discussion about the definition of a clinic. Will have no beds for overnight use by the patients and each room in the building will serve a particular purpose, such as an X-Ray room. The Chairman of the Board of Zoning Adjustment asked if it was not true that what the Board was actually concerned with here was a private investment group, headed by Mr. Basiliko, with intention of leasing proposed structure to the District at a profit to which Mr. Andrews replied in the affirmative. Mr. Andrews then made the additional comment that all employees in the proposed building will be paid by some government authority, either District of Federal, but that in the present instance, the District Government would be more likely to be the employer.

October 3, 1966.—Department of Licenses and Inspections informed Mr. McCallister this day that the Board of Zoning Adjustment had approved parking variance, yet sustained the Director of Licenses and Inspections opinion as to classification as medical building not warehouse. Mr. Mockabee and Mr. Basiliko informed this date.

INCOMPREHENSIBLE DELAY

Senator BYRD. Thank you, Senator Tydings.

Last year, according to the testimony presented to this committee, about 35 percent of the children on the AFDC caseload were illegitimate.

Dr. GRANT. Yes.

Senator BYRD. The year before about 40 percent were illegitimate.

Now this is part of the overall problem that we are discussing here.

I want to reemphasize, with all the vigor that I possibly can bring to bear upon the point, that we expect this program to go forward, and that means be found to locate space. I am like Senator Tydings, I just cannot comprehend the delay on this basis.

1966 SENATE HEARINGS

Last year when you were before the committee, there was, I repeat, absolutely no mention made of space problems in this regard. At that time you indicated that you were turning patients away.

The following question was asked of you by Senator Byrd:

Do you feel that were you to be supplied with all of the financial resources needed you would perhaps reach a greater percentage?

Dr. GRANT. I think so, Mr. Chairman. We are turning patients away right now.

I then asked this question:

Were you supplied with the total financial resources needed, what is your capability of setting up the teams?

Dr. GRANT. In terms of recruitment of the people?

Senator BYRD. Yes.

Dr. GRANT. My guess is that we could recruit the people. We have had inquiries from a number of places. We have an applicant right now, a very good applicant, for example, for a medical officer position to run this program with. I think we could recruit the people.

Senator BYRD. As you know, Dr. Grant, this subcommittee has over the years been very interested in this program and prior to the actual initiation of the program the Department received the support of this subcommittee.

Dr. GRANT. Yes, sir.

Senator BYRD. So after a while there was a start. You seem to be indicating here today a greater need for financial resources, and I would like for you to supply for the record an additional statement in support of these financial resources. You might want to take a second look and give us your rockbottom figure as to the need, but at least the subcommittee should have that.

Dr. GRANT. We will be very glad to do that.

Senator BYRD. In terms of money over and above personnel needs—

over and above personnel needs—

that you could use for fiscal 1966.

Dr. GRANT. We will be happy to do so.

The information was provided later. There was absolutely no mention of any problem regarding space, but there was the amount suggested for the establishment of the four teams, three teams in addition to the team that was expressly requested in the budget, and the amount suggested was $199,137. It was said that this would provide for three full-time birth control clinic teams on a 9-month basis, which would render this specialized service to 15,000 persons per year.

There was no question at that time about space. I wrote to you, I believe it was early this year, and requested a report on what progress you were making.

So here we are in October and moneys have not been utilized to establish two of the teams yet. Now these are the most important dollars you can spend, as far as long-term, lasting, beneficial sociological results are concerned.

PROGRAM PRIORITY

And let me say that there is nothing that I am more interested in and more deeply concerned about.

In your program and among the responsibilities of the District of Columbia government and among our own responsibilities, there is nothing more important than this program we are talking about right here.

We are going to put some strong language in the report, and next year when we have our hearings on this item, this is going to be the first question: What have you done? Have you got these two teams operating?

PROGRAM HISTORY AND FUNDING REQUISITE

Now I would like for you to submit in the next day additional information, if you can supply it, as to whether or not you need more money, to establish not only these two teams, but also if you need additional teams, let us know.

Also indicate how many people are on the waiting list now. Indicate what percent of your total persons served in this regard have been welfare recipients, and let us have a true picture of exactly what you need in terms of money.

Let's not come back up here next year and say we are waiting on space, because there surely is space to be had somewhere in the city.

I recognize that you are a doctor and I am not, and that in order to get the most for your money, you should have ideal conditions in which to operate. But we have got a problem here in this city, and we need to get at it. So we will expect this information and we are going to expect action.

If we can find space for all the other things that go in this city, we can find space for the most challenging, most pressing problem that confronts this city in terms of its longrun impact upon our society.

Senator TYDINGS. In that report, I wonder if you could also give the information as to what you would need so that every mother in the city hospital would have the opportunity to have such information and services if she wanted it, including all of the hospitals.

(The information follows:)

BIRTH CONTROL PROGRAM (2 TEAMS)

In addition to authorization for expansion of the Birth Control Program, it is requested that additional funds be made available to finance the operation of the additional clinics. At present, the Department of Public Health is required to absorb the cost of approximately 4% of the amount needed for authorized programs. This is usually accomplished through normal turnover of personnel. Because the Birth Control Program is of a recurring nature and will become larger as all areas of development are completed, it is important that a firm budgetary base be established for the total program. Otherwise, it may be necessary to curtail other programs to accomplish the expansion of the birth control program.

Two Birth Control Teams are currently in operation, one financed under Federal funds and one under District funds. Two additional teams will be required for a total annual cost of $165,181, of which $111,600 will be required for six months funding in F.Y. 1967. The funds required for six-months are as follows:

6 months' funding

Position (grade and title) or item	Number requested	Personnel compensation	Personnel benefits	Other	Total	Deduct 1968 funding	Net 1967 funding
GS-13 medical officer	2	$30,240	$2,232	$1,300	$33,772	$16,236	$17,536
GS-7 public health nurse	6	37,614	3,066	3,900	44,580	20,340	24,240
GS-4 clerk	2	9,282	710	719	10,711	4,996	5,715
GS-2 medical aid	4	15,256	1,192	1,400	17,848	8,224	9,624
GS-1 medical aid	2	7,014	556	700	8,270	3,785	4,485
Birth control supplies				50,000	50,000		50,000
Total	16	99,406	7,756	58,019	165,181	53,581	111,600

The patients who have enrolled in the birth control program from its inception in April 1964, through June 30, 1966 number 7,913 and account for 19,860 clinic visits. As of June 30, 1966 there were 6,416 patients still active in the program. There is no waiting list for this service at the present time.

The percent of public birth control clinic patients who are welfare recipients is not known precisely. A pilot study is currently underway to obtain this information. It is our estimate that the proportion of public birth control clinic patients who are welfare recipients does not exceed 15 percent. It is our further estimate that about 30 percent or more of the pertinent welfare

recipients receive birth control services either in the public clinics or in clinics operated by other agencies.

In reviewing the policies of hospitals in the city other than District of Columbia General Hospital it was found that three hospitals currently operate birth control clinics. These hospitals are as follows: Columbia, Freedmen's and Washington Hospital Center.

The Department will be working with all of the hospitals to determine the extent to which information is available to staff patients and private patients. Further we will evaluate what arrangements will be necessary in order that every mother in the maternity departments of the hospitals located in the District of Columbia will have family planning information available if she is interested in receiving such information.

The Department will try to work out arrangements with the hospitals in order to accomplish this objective.

Multiple Derivative Problems

Senator Byrd. You see, Dr. Grant, as I have indicated and as Senator Tydings has indicated, this subject reaches into a multitude of problem areas that confront us in our day and that are going to confront our children in their day. If this problem had been attacked a quarter of a century ago, we would not have as many recipients today on the welfare caseload. We would not have as many juvenile delinquents. Our crime rate would not be as high.

Senator Tydings. You would have the riots.

Senator Byrd. There would be fewer participants in riots. All too often the people who rear these large families are people who are financially unable and temperamentally unfit to rear large families.

Senator Tydings. In many instances the unwanted child is just turned out in the streets.

Senator Byrd. Exactly.

Senator Tydings. The child does not have a prayer.

1968 Program Accounting

Senator Byrd. These are the people who need help, and they are least capable of rearing children in a way and in an environment which will give those children a good chance in life. It is a problem that has been too long swept under the rug, and I think we have got to face it.

So next year we are going to expect an accounting here, and it may be well to read the parable of the pounds in the meantime.

Chemists, Physical Science Aid and Clerk for Laboratory Pesticide Program

Now Dr. Grant, would you proceed to the next item.

Dr. Grant. The next item, Mr. Chairman, is in our laboratory program, where we are asking for restoration of eight positions for a pesticide program—six chemists, a physical science aid and a clerk.

As you know, Mr. Chairman, at the present time the only pesticide control program that we are able to provide is that which is provided for us by the Food and Drug Administration. They are carrying out a screening program as they are in most of the States. They are able to do only 500 samples a year, and this only on milk, to just help

us out. They are not able to provide a program for us, nor do I think is it designed that they will.

The kind of program that we need to develop in the pesticide area is one that will exercise control not only over milk but over food and water. We will need to take at least 5,000 samples a year, Mr. Chairman, and to do this we will need this staff.

Senator BYRD. Was this item presented to the House?

Dr. GRANT. It was presented to the House, Mr. Chairman; yes.

LABORATORY VIROLOGIST

Senator BYRD. All right, what is your next item?

Dr. GRANT. The next item in the laboratory is for a virologist.

Mr. Chairman, virology and virus diseases are some of the most complicated, difficult problem areas that we have in the disease control field. We are required to sample——

TOTAL POSITION REQUEST

Senator BYRD. Dr. Grant, may I interrupt you?

You are requesting 188 positions, are you not?

Dr. GRANT. Yes, sir. That includes the 118 positions in alcoholism.

CHRONIC ALCOHOLIC AMENDMENT

Senator BYRD. So I am afraid we are not going to be able to take each position by itself and discuss it.

May I ask you the following few questions: Were all of these positions requested at the time you were before the House committee?

Dr. GRANT. All of the positions, Mr. Chairman, except for the 118, which are in the alcoholism amendment.

HOUSE ALLOWANCE OF NEW POSITIONS

Senator BYRD. Yes.

Now for the 70 positions, they were all requested when you were before the House?

Dr. GRANT. All of those were requested in the House, yes, sir.

Senator BYRD. How many new positions were allowed by the House?

Dr. GRANT. 207, I think it was.

HOUSE DENIAL

Senator BYRD. 207.

Dr. GRANT. Eight-eight were disallowed.

Senator BYRD. So what you are doing here is, you are appealing 70 of the 88?

Dr. GRANT. Yes, sir.

VACANCIES AND AUTHORIZED POSITIONS

Senator BYRD. How many vacancies do you have in the Department?

Dr. GRANT. 181, Mr. Chairman.

Senator BYRD. 181.

What is the total number of positions you have in the Department?

Dr. GRANT. 3,842.

RESTITUTION PRIORITY

Senator BYRD. Among these 70 positions, can you establish any priority rank?

Dr. GRANT. Can I provide this for the record, Mr. Chairman?

Senator BYRD. Yes.

Dr. GRANT. I will be glad to do so.

(The information follows:)

Priority listing for positions and other objects in fiscal year 1967 restoration request

GROUP I

Personnel Division: GS–12 position classifier	2
Procurment and Supply Division:	
GS–7 purchasing agent	1
GS–7 accountable property officer	1
GS–5 supervisory voucher clerk	1
District of Columbia General Hospital: GS–3 unit clerk	7
Budget and Finance Division:	
GS–9 operating accountant	1
GS–9 cost accountant	1
Laboratories: GS–11 virologist	1
Maternal and Child Health Division: GS–4 clerk	1
Patient Transportation Division: WBR–6 drivers	2
Total positions	18

GROUP II

Management Analysis Division:	
GS–13 analyst	1
GS–12 analyst	1
GS–4 clerk-typist	2
Laboratories:	
GS–4 medical technician	1
GS–5 serology technician	1
District of Columbia General Hospital:	
Outpatient Section: GS–13 medical officer	1
Administration Section: GS–3 messenger	2
Laboratories, Food Pesticide Residue:	
GS–13 chemist	1
GS–12 chemist	1
GS–11 chemist	2
GS–9 chemist	2
GS–4 physical science aid	1
GS–4 clerk-typist	1
Milk Control Division, Food Pesticide Residue: GS–3 messenger, $2,000 for panel truck (pesticide program)	1
Total positions	18

GROUP III

Special services:	
GS–14 medical officer, employee health clinic	1
GS–7 occupational nurse	2
GS–4 clerk-typist	2
Community hygiene:	
GS–13 industrial hygienist	1
GS–11 chemist	1
GS–5 secretary	1
Glenn Dale Hospital, Treatment Division: GS–9 audiologist	1
District of Columbia General Hospital, Ophthalmology: GS–15 medical officer	1

Priority listing for positions and other objects in fiscal year 1967 restoration request—Continued

GROUP III—continued

Planning, Research and Statistical Division:	
GS–12 survey coordinator	1
GS–5 secretary	1
GS–5 statistical clerk	1
District of Columbia General Hospital, Medical Records Section: GS–4 clerk (DMT)	2
Physical Medicine and Rehabilitation: GS–14 medical officer (psychiatrist)	1
Total positions	16

GROUP IV

Public Health Engineering: GS–5 secretary (DMT)	1
Food and Drugs: GS–5 secretary (DMT)	1
Milk control: 1 GS–4 clerk-typist	1
Budget and Finance Division: GS–5 clerk-stenographer	1
Personnel Division:	
GS–3 clerk-typist (classification)	1
GS–3 clerk-typist (recruitment)	2
Planning, Research, and Statistical Division: GS–3 clerk-typist (biostatistics)	1
Administrative Services Division: GS–2 messenger, pool car driver	1
Health Education and Information Division:	
Other objects:	
Printing $3,000	
Films 2,000	
District of Columbia General Hospital, School of Nursing: GS–4 clerk	4
Special services:	
GS–10 Clinical Social Worker (Home Care)	1
GS–10 Clinical Social Worker (D.C. General Hospital)	1
GS–4 Clerk-typist (D.C. General Hospital)	1
GS–4 Clerk-typist (Maternal and Child Health)	1
GS–11 Public Health Nutritionist	1
Total positions	18
Grand total positions	70

ABSENCE OF NEW LEGISLATIVE PROGRAM

Senator BYRD. Senator Tydings, do you have any questions?

Senator TYDINGS. No.

Senator BYRD. May I give you one final question.

Is there any new program, that has recently been enacted by law, for which you are staffing out of the 70 positions?

Dr. GRANT. Any new program required by law, Mr. Chairman? No, sir, I cannot think of any.

IMPERATIVE AREAS

Senator BYRD. Is there any particular area among these 70 positions that you feel it is absolutely imperative that the positions be provided?

Dr. GRANT. Yes, sir, there are.

I would be glad to supply, some of it now, Mr. Chairman, but I think I would rather do most of it for the record. I can quickly tell you about some that I think are very imperative.

There are three positions in our procurement and supply, Mr. Chairman, that I think are very important. There are two personnel classifiers that I also consider equally important.

There are seven positions for unit clerks at D.C. General Hospital. These are persons who do what nurses are doing currently. I would consider these positions very important also.

The virologist also, Mr. Chairman.

Senator BYRD. Now, among the 207 positions allowed by the House, were there any unit clerks?

Dr. GRANT. No, sir.

Senator BYRD. Were there any personnel classifiers?

Dr. GRANT. No, sir.

Senator BYRD. Were there any virologists?

Dr. GRANT. No, sir.

Senator BYRD. In your present setup, do you have any virologists?

Dr. GRANT. No, sir. We do have a temporary one.

Senator BYRD. Do you have any unit clerks?

Dr. GRANT. We have many unit clerks, Mr. Chairman, 33 of them.

Senator BYRD. Do you have any personnel classifiers?

Dr. GRANT. Yes, sir, we have.

Senator BYRD. Senator Tydings, do you have any questions?

Senator TYDINGS. No.

Senator BYRD. You may supply additional justification for the record, Dr. Grant.

Dr. GRANT. Thank you.

(The information follows:)

The needs for additional positions in the administrative areas of the Department are especially vital because of the many Federal grants obtained in the Department in recent years. Many of these grants because of legislative limitations allow staff only for the special function of the particular grant and do not allow for administrative personnel which are required to recruit personnel, classify positions, account for funds and provide supplies and equipment. This has resulted in fewer and less adequate services to the operating activities at a time when better and improved services should be provided. It is advantageous to the District to provide the administrative staff from appropriated funds because of the great benefits derived from Federal sources.

The Home Care Program has many patients incapacitated to the extent that they are unable to use public transportation to the hospital clinics. The program is expanding and the need for additional transportation for these incapacitated patients is becoming greater.

FACILITY FOR AND TREATMENT OF CHRONIC ALCOHOLICS

Senator BYRD. What is next, Doctor?

Dr. GRANT. The alcoholism program.

Senator BYRD. We have already discussed that. We had some testimony on it the other day. Senator Tydings may ask any questions he wishes.

WOMEN'S DORMITY, OCCOQUAN

Senator TYDINGS. The facility you plan to use for the alcoholic rehabilitation center is the women's dormitory?

Dr. GRANT. Yes, this is the women's dormitory at Occoquan, yes, sir.

Senator TYDINGS. Is that satisfactory?

Dr. GRANT. Senator, we have been beset by problems in the alcoholism field, and in my judgment, if we can acquire this facility and staff it, we will be able to develop one of the best rehabilitation programs for alcoholics that exists in this country. It is the only way that I can see right now that we can develop any kind of program that will meet the requirements of the law as I understand it, that

will satisfy the judges of the courts of general sessions and will provide a meaningful type of program.

Senator TYDINGS. As of today, as I understand the situation, the courts have directed that the alcoholic be taken to an institution to rehabilitate him.

Dr. GRANT. Yes.

PRESENT TREATMENT AND COURT PROCEDURE

Senator TYDINGS. And since there is no institution to rehabilitate him, he no longer goes to jail, but he does not go to an institution either. He wanders back to the same park, sits under the same park bench, gets into the same trouble. The policeman has to arrest him him again, and nothing happens.

Dr. GRANT. Yes.

Senator BYRD. May I interject there?

You are treating these people in facilities now, are you not? You are not just leaving them to wander around in the parks?

NEED FOR INPATIENT RESIDENTIAL FACILITY

Dr. GRANT. Some of them are treated, Mr. Chairman, some of them are not.

In some cases, because we have no inpatient residential facility capable of handling these patients, the judges have released many of them to the streets simply because we have no facilities. Those that they have committed to us are taken care of in a temporary dormitory at Lorton, but only for about 7 days for diagnostic purposes.

We then make our recommendation to the courts. We have no inpatient facility, so that when they are released again by the courts we start all over.

Senator TYDINGS. What sort of recommendations? What do you mean?

Dr. GRANT. The recommendations we make are that we feel that the patients need residential treatment facilities, but none exist, and therefore the only thing we can recommend that can be provided is outpatient care.

REPETITIVE ARRESTS BY PARK POLICE

Senator TYDINGS. I have been advised by the Park Police and others that they are taken into custody as alcoholics on the benches at Dupont Circle and other places, they book them, take them down to jail, and they find these same men either the next day or 2 weeks later are lying outdoors under park benches again.

Dr. GRANT. Yes; that is correct.

Senator BYRD. Can you not send some of these to the hospital over in Kentucky?

Dr. GRANT. You mean the U.S. Public Health Service hospital?

Senator BYRD. Yes.

Dr. GRANT. No, sir; that hospital is for drug addicts. There is no way that I know of that we could send them there.

NONAVAILABILITY OF NEARER FACILITY

Senator BYRD. Is there no facility anywhere nearby?

Dr. GRANT. There is no facility of which I am aware, Mr. Chairman.

Senator TYDINGS. Does Maryland have a facility?

Dr. GRANT. Maryland has no such facility. It has money in its budget at the present time to begin to build a 200-unit facility, and Virginia also has $1 million that it has acquired this year to provide some kind of facility.

Senator TYDINGS. But as of now there is no facility in Maryland, Virginia, or the District?

Dr. GRANT. No, sir.

ESTIMATED FACILITY COSTS

Senator BYRD. What is the estimated cost of such a facility for the District?

Dr. GRANT. The estimated cost of operating the facility in Occoquan would be $600,000 as indicated in this budget, Mr. Chairman. If we were to build a new facility, which is also in a capital item of this budget, the cost of construction would probably run about $4 million.

AMENDMENT TO HOUSE BILL

Senator TYDINGS. Did the House take these figures out?

Dr. GRANT. No; it was not submitted to the House. This is an amendment which was not discussed with the House.

Senator TYDINGS. This is an amendment which we would have to put in?

Dr. GRANT. Yes, sir.

Senator TYDINGS. And the House would have to concur?

Dr. GRANT. Yes, sir.

Senator TYDINGS. Do you know the feeling of the House committee?

Dr. GRANT. I would not want to speak as to that, Senator. I certainly do not know. It was not really discussed with them at all.

POSITIONS REQUIRED FOR FACILITY

Senator TYDINGS. As I gather it, these 118 positions would be the positions needed to man the facility. And you are borrowing the facility?

Dr. GRANT. Yes, sir.

Senator TYDINGS. A few dormitories in Virginia, until such time as the District is able to build its own facility?

Dr. GRANT. Yes.

The women's reformatory at Occoquan would be the one that we would staff. This could accommodate up to 500 alcoholics. We would provide them with a complete treatment program, including therapy, psychotherapy, industrial arts, and physical arts—a very complete program.

Senator TYDINGS. What do you mean, industrial arts?

Dr. GRANT. The patients have to be doing things during the day. We would provide them with this as part of the therapeutic program just as it is provided, for example, in a mental hospital where such activities are part of their therapy.

Senator BYRD. Would these positions you are requesting staff the women's facility?

Dr. GRANT. Yes, sir.

Senator BYRD. Would there be any renovation or alteration necessary?

Dr. GRANT. No, sir. We have looked over the facilities and I think they would be adequate just as they are now.

1967 PROGRAM COST TO STAFF FACILITY

Senator BYRD. And what is the total cost of this program if we confine it to staffing the women's facility?

Dr. GRANT. It would be $600,00 for this year, Mr. Chairman, which is 6 months funding, and $1.2 million on an annual basis.

TRANSFER OF WOMEN PRISONERS TO DISTRICT OF COLUMBIA JAIL

Senator BYRD. What would you do with the women? To where would they be transferred?

Dr. GRANT. Mr. Sard, the head of the Department of Corrections, is here and I am sure he would be able to respond to that question.

Mr. SARD. Yes, if you wish me to, sir. I have a prepared statement on this point which I think I can very quickly review the steps we would take.

Senator BYRD. Why do we not just put it in the record and have you abbreviate it for us.

Mr. SARD. Very well.

We find that the only possible space that we could place these women in who are being displaced at the women's reformatory would be in the women's space at the District of Columbia jail. At the jail we have this space for women which under ACA standards can accommodate about 98 women.

We presently have over there about 40 women who are awaiting trial.

At our Virginia institution we have some 76, I believe. We had 82 at the women's reformatory in Virginia, and we had 35, so we are talking about a total of 117, sir.

Now, the jail has been used only as a detention facility for women being held for short periods of time awaiting trial. It has never been used as a correctional program institution such as we now conduct at the women's reformatory.

We believe that if we can somehow be relieved of the necessity of housing the women awaiting trial, and could place them some place else, and we have proposed to the Commissioners, although they have not agreed to this yet, that if a part of the detention facilities at the Women's Bureau of the Metropolitan Police Department—and we understand that they are not actually utilizing this facility—if they could be made available to us, we then would hope to hold at that facility the women that are awaiting trial, therefore reducing the number to be held at the jail.

And with some renovations and utilizing some new programs that are available, the work release program under which we could perhaps send a number of these women over to District of Columbia General Hospital during the daytime for work, and could possibly take advantage of the cultural, the educational and the other work opportunities up here in the city, that perhaps we can adjust to this on a short-range basis.

Senator BYRD. You have a fine facility down at the Women's Bureau.

Mr. SARD. We have a structure of about nine buildings. We have had as many as 250 women there. I think it could be used quite well for the alcoholics as has been proposed.

Senator BYRD. I was down at the Women's Bureau not very long ago for the first time, and I was very much impressed with the facility. As I recall, there were a good many unused areas which might be utilized.

Mr. SARD. We of course would need to bring along all the workers along with the prisoners, because we hope to even run a better program than we are able to run in Virginia.

Senator BYRD. We will have your statement inserted in the record, Mr. Sard.

Thank you.

(The statement follows:)

ARRANGEMENTS NECESSARY TO ADJUST TO THE DISPLACEMENT OF THE WOMEN'S CORRECTIONAL PROGRAM AT THE WOMEN'S REFORMATORY, OCCOQUAN, VIRGINIA

After considering all other alternatives, it is our opinion that the only feasible way of adjusting to the displacement of the women prisoners at their present location at Occoquan would be to transfer them to the Jail Division and there place them in space now used as a living facility for female prisoners awaiting trial.

This space has a rated capacity, by American Correctional Association Standards, to accommodate 98 inmates. Inasmuch as this unit was designed as a detention facility to accommodate inmates awaiting trial, it does not have the necessary space to conduct a proper correctional treatment program for women serving sentence. Office, space, classrooms, counseling rooms, work training areas and adequate indoor recreation space does not now exist and must be created within the existing space at the Jail.

The female population in this Department has dropped drastically. A few short years ago, the women constituted approximately seven percent of our prisoners and at that time numbered 350. We are caring for, as of this date, 44 female prisoners at the Jail and 76 at the Women's Reformatory, a total of 120. This number, of course, is the lowest in our history. No less than two months ago, it was running 150. We should not expect the population to remain at this low level. With the onset of the winter months, the numbers committed are expected to increase.

While the women's section at the Jail is not ideally suited for carrying on a correctional treatment program, a reasonably functional adjustment can be made if we can take the following steps:

1. Place all women inmates awaiting trial, some 35 as of now, in the detention facilities at the Women's Bureau of the Metropolitan Police Department. The Women's Bureau facilities, we understand, are presently under-utilized and could adequately accommodate women awaiting trial and, at the same time, meet the needs of the Police Department. This move would reduce the overcrowding at the Jail and facilitate the planning of a correctional program. It would also permit the Department to separate the convicted inmates from those awaiting trial, a concept which is always desirable and important. Then, further request is hereby made that such facilities at the Women's Bureau be made available to the Department of Corrections.

2. We will require all of the personnel of the Women's Reformatory to staff the Detention Center at the Women's Bureau and to operate the more complex correctional program at the Jail. The idea of running a correctional service at the Jail, with its space limitation, requires most emphatically that we not only continue all programs heretofore in effect at Occoquan but to devise and operate new ones. It contemplates utilizing all facilities available in the community in the areas of education, recreation, culture, and work opportunities. Therefore, it is absolutely necessary that the presently authorized staff be transferred along with the prisoners.

3. It becomes of paramount importance that authority be secured for the District to open and to operate a Community Treatment Center for Women (Half-Way House), somewhat on the order of that now being operated for young

offenders nearing release on parole. It may be necessary to obtain Congressional approval. If such be the case, we urge that efforts be made to obtain necessary language in the 1967 Appropriation Act for this purpose. We have not had sufficient time to analyze the full effect of this contemplated move. It may well be that funds may be found in the pending appropriation bill by which a modest program of this sort could be operated.

4. A greater use of work-release by which the women could be permitted to depart the institution in the morning, work or engage in training during the daytime hours, and return at the close of the day, should be initiated. We now have authority for this type of program and, with very little additional investment of funds and personnel, this could be accomplished. In view of the employment opportunities at the nearby D.C. General Hospital, it would be possible to place a considerable number of the women inmates in this program.

5. Those few inmates whose families reside in places other than the Washington Metropolitan area could be transferred to state or local correctional institutions closest to their homes with which the Bureau of Prisons can contract.

6. Maximum use should be made of the adult education and vocational training facilities of the D.C. Public Schools.

7. While the Board of Commissioners have not taken a position on the matter, Dr. Grant in his proposals of September 26, 1966 has requested that the Women's Reformatory be made permanently available to his Department to serve as a facility for the treatment of alcoholics. Should the Commissioners decide that this would be a permanent reassignment, immediate steps should be taken to begin the planning of a new correctional institution for the female offenders of the District of Columbia.

Within the above context, the Department will undertake to adjust to the transfer.

Work Release Program

Senator Byrd. Senator Tydings.

Senator Tydings. I just want to ask one question.

How many women do you have now on your work release program working in the District of Columbia General Hospital?

Mr. Sard. We have none.

Senator Tydings. None?

Mr. Sard. None, sir.

Senator Tydings. Is this in the planning stage?

Mr. Sard. We are now working with no appropriations as to work release. We have the proposal before you. We have 30 men who are now in the program and who are bussed up from Lorton every day.

Senator Tydings. They work in District of Columbia General?

Mr. Sard. No; we have only a few working over there. They have various types of employment around the city.

Senator Tydings. It seems to me that they are needed at our hospitals and institutions.

That is all the questions at this time.

Department of Justice Grant for Detoxification Unit for Alcoholics

Senator Byrd. All right, Dr. Grant, what is your next item?

Dr. Grant. Mr. Chairman, there is another matter relating to alcoholism that I would like to bring out if I may. This relates to a grant that we received some months ago from the Justice Department, a grant of $173,000 for the first year and approximately $100,000 for the second year.

This was to develop a program that we call a detoxification unit for alcoholics. This would be a 50-bed facility to be located in town. This is to take care of some of these patients you were talking about, Senator, and who would be coming in off the streets for a 3- to 4-day

drying-out period. We received these funds from the Justice Department only for a period of time.

ONE-TIME GRANT AND CONGRESSIONAL AUTHORIZATION

Senator BYRD. This is a facility independent of the facility we have been talking about?

Dr. GRANT. Quite independent. This is a 3- or 4-day program to dry these patients out. Actually, this would be the first place to which they would go. The Justice Department has given us funds for this purpose for a year and a half, but I believe authorization is required from this committee to acquire the facilities in which we can put this program. I believe we will have to lease the facility for 5 years, and funds have been provided by the Justice Department only for a year and a half of the program.

Senator BYRD. These are temporary funds?

In other words, you will not be able to get them annually ad infinitum?

Dr. GRANT. My best judgment is that we would only be able to receive them for this first 2-year period from the Justice Department.

Senator TYDINGS. In other words, when a policeman picks up a drunk and carries him out of the park, he would be sent to this drying-out tank?

Dr. GRANT. Yes, sir.

Senator TYDINGS. And then after 3 or 4 days they would examine him and determine whether or not he would go down to the rehabilitation clinic?

Dr. GRANT. Precisely. This clinic would be a long-term facility where they would stay for weeks or even months.

Senator TYDINGS. As I understand it this 50 bed is now in operation?

Dr. GRANT. Oh, no; we have nothing.

Senator TYDINGS. You have not?

Dr. GRANT. Oh, no; we have nothing at all.

Senator TYDINGS. Now they just go to the stationhouse.

Dr. GRANT. Now they go to the stationhouse.

FACILITY FUNDING AFTER CONSUMMATION OF GRANT FUNDS

Senator BYRD. What would be the money requirements as far as the District of Columbia government is concerned?

Dr. GRANT. No funds at the present time, Mr. Chairman, but if the District government were willing to continue the program beyond the expiration of a year and a half period, then there would be in the neighborhood of probably $200,000 a year required to run the program.

Senator BYRD. What is the next item?

Dr. GRANT. Well, I am not quite sure where you want me to go.

FOOD FOR ALCOHOLIC PATIENTS

Senator BYRD. What is this item of $114,000 for patient food?

Senator TYDINGS. Is that for the alcoholics?

Dr. GRANT. Yes. That is in the women's reformatory. This is to feed the alcoholics. That is in the $600,000.

Senator TYDINGS. That is included in it?
Dr. GRANT. Oh, yes.

TOTAL PROGRAM

Senator BYRD. What about the other equipment and supplies? Is this all included therein?
Dr. GRANT. All included in the $600,000, yes, sir.
Senator BYRD. And how far down does that go which is included in the $600,000.
Dr. GRANT. Page F–20.
Senator BYRD. F–20?
Dr. GRANT. Yes.

DISTRICT OF COLUMBIA GENERAL HOSPITAL

POSITIONS

Senator BYRD. All right, what is the first item there?
Dr. GRANT. Then we come to the D.C. General Hospital. Now these positions that are listed here are part of the 70 about which you spoke.
Senator BYRD. They are part of the 70?
Dr. GRANT. Right.

PERCENTAGE OF DISTRICT OF COLUMBIA NONPAYING HOSPITAL PATIENTS

Senator BYRD. All right.
Now while we are talking about District of Columbia General Hospercent of your hospital cases, may I ask, does the patient pay nothing?
Dr. GRANT. In all of the hospitals in the city, Mr. Chairman?
Senator BYRD. Yes.
Dr. GRANT. In toto?
I do not have that information. I will have to supply that for the record, Mr. Chairman, in toto.
Senator BYRD. Would you supply that information for the record?
Dr. GRANT. Yes, sir.
(The information follows:)

Percent of indigent iupatient-days at contract hospitals and percent of indigent days paid for by District of Columbia Department of Public Health

Hospital	Period	Number of inpatient-days	Total indigent inpatient-days	Percent of indigent patient-days	Number of days paid for by District of Columbia Department of Public Health	Percent of indigent patient-days paid for by District of Columbia Department of Public Health
George Washington University Hospital	Jan. 1, 1965, to Dec. 31, 1965	138,707	10,322	7.44	2,220	21.51
Washington Hospital Center	July 1, 1965, to June 30, 1966	243,428	16,786	6.90	8,692	51.78
Columbia Hospital for Women	Jan. 1, 1965, to Dec. 31, 1965	44,219			1,107	[1] 2.50
Children's Hospital	July 1, 1965, to June 30, 1966	61,181	26,957	44.06	9,969	36.98
Providence Hospital	do	114,672	11,413	9.95	1,731	15.17
Hadley Hospital	Jan. 1, 1965, to Dec. 31, 1965	23,443	169	.72	152	[2] 90.00
Casualty Hospital	July 1, 1965, to June 30, 1966	77,716	19,507	25.10	15,465	79.28
Georgetown University Hospital	do	110,922	19,995	18.03	6,248	31.25
Freedmen's Hospital	do	130,427	37,287	28.59	17,809	47.76
Total		944,715	142,436	[3] 15.82	63,393	[3] 43.73

[1] Figures on indigent patient-days not available. This is the percent of total patient days paid for by the District of Columbia Department of Public Health.

[2] The Controller stated that exact figures are not available, however he estimates that 90 percent of their indigent days are paid for by the District of Columbia Department of Public Health.

[3] Percentage excludes Columbia Hospital since they did not report number of indigent days.

NOTE.—Information received on Oct. 7, 1966, by telephone from individual hospitals.

DISTRICT OF COLUMBIA GENERAL HOSPITAL NONPAYING PATIENTS

Dr. GRANT. At District of Columbia General Hospital that figure is approximately 90 percent, but in the rest of the hospitals I do not know.

Senator TYDINGS. Ninety percent pay or do not?

Dr. GRANT. Ninety percent do not pay.

Senator BYRD. Ninety percent pay nothing?

Dr. GRANT. Yes, correct.

Senator BYRD. Ninety percent pay nothing?

Dr. GRANT. Approximately, that is correct.

1966 TOTAL PATIENT ADMISSIONS AT D.C. GENERAL

Senator BYRD. What is the total number of patients cared for at District of Columbia General Hospital in the past year?

Dr. GRANT. It is approximately 30,000 inpatients, Mr. Chairman, 150,000 outpatients, and 70,000 in the emergency room.

Senator BYRD. Does the 90 percent run across the board?

Dr. GRANT. Yes, sir.

Senator BYRD. Ninety percent pay nothing?

Dr. GRANT. Approximately. That is pretty close, Mr. Chairman.

WELFARE RECIPIENT NONPAYING PATIENTS

Senator BYRD. What percent of these who pay nothing are welfare recipients?

Dr. GRANT. I would have to supply that for the record, Mr. Chairman; I do not know.

Senator BYRD. All right; if you can.

(The information follows:)

The cost of operating District of Columbia General Hospital in Fiscal Year 1966 was $15,822,987. That cost includes administrative overhead and all other costs allocated to the cost of operating the Hospital in developing the rates of payment to D.C. General Hospital. The collections for 1966 were $1,209,909. Therefore, the percent of costs recovered from pay patients at D.C. General Hospital in 1966 was 7.6 percent, or 92.4% was paid for by the D.C. Department of Public Health.

In Fiscal Year 1966, there was a total of 44,024 applicants for all types of medical care at D.C. General Hospital, and of these 10,222 or 23.2% were Department of Public Welfare recipients.

NONPAYING PATIENT COST

Senator BYRD. Now what is the total? In terms of money, what are we talking about here?

Dr. GRANT. We have received at District of Columbia General Hospital approximately $1.2 million last year from patients, mostly from insurance companies, Mr. Chairman.

That constitutes roughly one-fifteenth of the total budget to operate the hospital—or one-fourteenth, approximately.

Senator BYRD. In terms of money, what amount is involved in these cases which are paying nothing?

Dr. GRANT. Well, it would be approximately $14 million altogether, Mr. Chairman.

Senator BYRD. $14 million?

Dr. GRANT. Approximately, at District of Columbia General Hospital.

PAYMENT OF NONPAYING PATIENT COST

Senator BYRD. Who bears the expense of these?
Dr. GRANT. This is borne by the government.
Senator BYRD. By the——
Dr. GRANT. By the District of Columbia government.
Senator BYRD. By the Department of Health?
Dr. GRANT. Yes, sir.
Senator BYRD. Now, among those who paid——
Dr. GRANT. I am sorry, Mr. Chairman, a slight modification of this. Some of it will be borne by the Federal Government through the MAA program, the Kerr-Mills program. Much more of it will be borne, if we implement the title 19 program, which will have a tremendous effect, Mr. Chairman.

A good deal will be borne by that program, and some of it by title 18 program now, but smaller.

Senator BYRD. As to fourteen-fifteenths of the cases, the cost of these is defrayed by the District of Columbia government?
Dr. GRANT. Well, 90 percent of the cases, of course.
Senator BYRD. Ninety percent?
Dr. GRANT. Ninety percent of the cases, roughly, are borne by the D.C. government at the present time.
Senator BYRD. And, in the main, this is the Health Department?
Dr. GRANT. Yes, sir.
Senator BYRD. Do you receive any payments from the Welfare Department?
Dr. GRANT. No, sir. The only payments we receive would be from the Federal Government in the MAA program—the Kerr-Mills program—and some title 18, at the present time. These are the only reimbursements we receive.
Senator BYRD. Ninety percent of all the cases that come to District of Columbia General Hospital are free cases, insofar as the patient is concerned?
Dr. GRANT. Yes, sir.
Senator BYRD. And this amounts to about $14 million annually?
Dr. GRANT. Yes, sir.
Senator BYRD. Is there any attempt to collect from these?
Dr. GRANT. You mean the 90 percent, Mr. Chairman?
Senator BYRD. Yes.
Dr. GRANT. Oh, yes.
Senator BYRD. And what has been your success—practically nil?
Dr. GRANT. For that group, practically nil.

HOSPITAL ESTABLISHED FOR INDIGENTS

Senator BYRD. How long has this figure obtained?
Dr. GRANT. Of course, the figure has gone up each year, Mr. Chairman, as the budget has gone up. The situation has obtained for many years because, of course, District of Columbia General Hospital was established specifically as a hospital for indigent persons, with the thought that it would be to this public hospital that the indigent persons who could not afford to pay for private care would go.
Senator BYRD. We are talking about 30,000 patients in the 90-percent bracket?

Dr. GRANT. Yes. Well, the 90-percent figure probably was not the same 10 years ago, Mr. Chairman; although—and I do not have the exact figure, Mr. Chairman—I doubt if it changed very much, because of the fact that this was a hospital set up for indigent patients.

Senator BYRD. How far back can you go for the record?

Dr. GRANT. We have figures from 1962 to 1966.

Senator BYRD. Supply them for the record.

Dr. GRANT. Yes, sir.

(The information follows:)

Collections for services rendered, District of Columbia General Hospital, fiscal years 1962–66

1962	$892,610
1963	890,662
1964	970,467
1965	1,110,333
1966	1,209,909

NEGRO PATIENT PERCENTAGE

Senator BYRD. What percent of your patients are Negro?

Dr. GRANT. At District of Columbia General Hospital, well over 90 percent, Mr. Chairman.

Senator BYRD. Could you be specific for the record?

Dr. GRANT. Yes, sir.

(The information follows:)

An analysis of the medical records of inpatients at the District of Columbia General Hospital for the Fiscal Year 1963 showed that 84.2% of the patients were Negro. 27,925 medical records were reviewed.

Although color of patients is noted on the medical record, statistics of this nature are not routinely maintained.

The Registrar of the District of Columbia General Hospital states that the current percentage figure would probably be about the same as the one stated above for Fiscal Year 1963.

NONPAYING PATIENTS AT CONTRACT HOSPITALS

Senator BYRD. Now, with regard to the other hospitals, you have nine contract hospitals?

Dr. GRANT. Yes, sir.

Senator BYRD. Do you put patients in those who cannot pay?

Dr. GRANT. They accept patients who cannot pay; yes, Mr. Chairman.

Senator BYRD. Could you, for the record, let us know what the picture is there?

Dr. GRANT. Now, by picture, you mean the number of patients in those hospitals who pay as compared to those who do not pay?

Senator BYRD. Yes.

Dr. GRANT. We will try to provide that; yes, Mr. Chairman.

GONORRHEA AND SYPHILIS PATIENT INFORMATION

Senator BYRD. While we are talking about information for the record, supply information on the number of cases who have gonorrhea, and how this city compares with other cities of comparable size.

Dr. GRANT. We have that information.

Senator BYRD. And indicate what the trend is.

Dr. GRANT. I might indicate, Mr. Chairman, quickly, that in the case of syphilis we have a very salutary picture to present, because our rate of primary and secondary syphilis has gone down substantially for the fourth year running, and this is the only city I am aware of among any large city in the country where this is true. In the other cities, the rate is still going up.

Senator BYRD. All right; provide statistics for the record.

Dr. GRANT. Yes, sir.

Senator BYRD. For the past 3 or 4 years, so we can see what the trend is.

Dr. GRANT. We will be glad to.

Senator BYRD. Also indicate the racial makeup of the cases.

Dr. GRANT. Yes, sir.

(The information follows:)

Gonorrhea morbidity by race, cases, and rate, selected cities over 500,000 population, fiscal year 1964–66

City	Fiscal year 1964						Fiscal year 1965						Fiscal year 1966					
	Number of cases			Rate [1]			Number of cases			Rate [1]			Number of cases			Rate [1]		
	Total	White	Non-white	Total	White	Non-white	Total	White	Non-white	Total	White	Non-white	Total	White	Non-white	Total	White	Non-white
Baltimore, Md.	5,405	475	4,930	578.7	77.8	1,501.1	5,599	(2)	(2)	600.1	(2)	(2)	5,941	477	5,464	642.3	78.1	1,663.7
Boston, Mass.	2,331	786	1,545	349.0	125.0	2,255.7	2,926	(2)	(2)	443.3	(2)	(2)	2,812	898	1,914	432.0	142.8	2,794.4
Chicago, Ill.	22,789	1,945	20,844	643.8	71.7	2,488.4	22,755	(2)	(2)	643.7	(2)	(2)	26,077	2,785	23,292	736.0	102.7	2,780.6
Cincinnati, Ohio	1,424	329	1,095	284.8	83.7	998.3	1,633	(2)	(2)	326.6	(2)	(2)	1,312	475	837	262.4	120.8	763.1
Cleveland, Ohio	3,807	355	3,452	440.1	57.0	1,363.8	(2)	(2)	(2)	(2)	(2)	(2)	4,186	724	3,462	484.5	116.2	1,367.8
Detroit, Mich.	6,294	959	5,335	387.3	81.1	1,095.1	6,739	(2)	(2)	417.5	(2)	(2)	7,202	1,223	5,979	449.6	103.4	1,227.3
Los Angeles, Calif.[3]	10,072	3,002	7,070	381.9	145.6	1,694.6	16,057	(2)	(2)	599.6	(2)	(2)	16,792	5,517	11,275	246.1	(2)	(2)
Milwaukee, Wis.[4]	1,174	226	948	155.1	33.5	1,441.8	1,234	(2)	(2)	161.3	(2)	(2)	1,750	323	1,427	225.8	(2)	(2)
New Orleans, La.	1,843	287	1,556	285.3	73.1	662.3	1,767	(2)	(2)	271.0	(2)	(2)	1,765	356	1,409	265.8	90.7	599.8
New York, N.Y.	24,795	6,205	18,590	319.9	93.4	1,628.8	26,726	(2)	(2)	345.3	(2)	(2)	30,002	4,991	25,011	383.2	75.2	2,191.4
Philadelphia, Pa.	5,809	426	5,383	291.3	29.0	1,006.1	5,984	(2)	(2)	301.2	(2)	(2)	6,637	466	6,171	325.3	31.8	1,153.4
St. Louis, Mo.	5,232	666	4,566	717.7	124.7	2,113.7	5,783	(2)	(2)	803.2	(2)	(2)	4,560	435	4,125	641.4	81.5	1,909.5
San Francisco, Calif.	4,332	2,390	1,942	585.4	395.4	1,428.8	5,242	(2)	(2)	703.6	(2)	(2)	6,833	3,679	3,154	920.9	608.7	2,320.6
Washington, D.C.[5]	10,216	583	9,633	1,259.7	185.6	1,940.2	10,405	447	9,958	1,297.4	149.1	1,982.5	9,941	442	9,499	1,239.5	147.4	1,891.1

[1] Total rates based on Jan. 1, 1963, estimated population; rates by race based on 1960 census population (except Washington, D.C.).
[2] Not available.
[3] The 1965 figures are for Los Angeles County, excluding Long Beach. The 1966 figures are for Los Angeles County, including Long Beach.
[4] The 1965 and 1966 figures are for Milwaukee County.
[5] District of Columbia Department of Public Health, Biostatistics Section, rates for 1966 based on July 1, 1965, estimated population.

Source: U.S. Public Health Service, except Washington, D.C.

Syphilis morbidity, primary and secondary stages by race, cases, and rate—Selected cities over 500,000 population, fiscal years 1964, 1965, and 1966

City	Fiscal year 1964						Fiscal year 1965						Fiscal year 1966					
	Number of cases			Rate [1]			Number of cases			Rate [1]			Number of cases			Rate [1]		
	Total	White	Non-white	Total	White	Non-white	Total	White	Non-white	Total	White	Non-white	Total	White	Non-white	Total	White	Non-white
Baltimore, Md	429	39	390	45.9	6.4	118.8	345	(2)	(2)	37.0	(2)	(2)	412	34	378	44.5	5.6	115.1
Boston, Mass	167	97	70	25.0	15.4	102.2	158	(2)	(2)	23.9	(2)	(2)	217	85	132	33.3	13.5	192.7
Chicago, Ill	830	167	663	23.4	6.2	79.1	1,158	(2)	(2)	32.8	(2)	(2)	1,082	140	942	30.5	5.2	11.25
Cincinnati, Ohio	40	16	24	8.0	4.1	21.9	80	(2)	(2)	16.0	(2)	(2)	95	41	54	19.0	10.5	49.3
Cleveland, Ohio	187	17	170	21.6	2.7	67.2	(2)	(2)	(2)	(2)	(2)	(2)	274	37	237	31.7	5.9	93.7
Detroit, Mich	351	40	311	21.6	3.4	63.8	551	(2)	(2)	34.1	(2)	(2)	867	131	736	54.1	11.1	151.1
Los Angeles, Calif.[3]	811	472	339	30.8	22.9	81.3	917	(2)	(2)	34.2	(2)	(2)	839	481	358	12.3	(2)	(2)
Milwaukee, Wis.[4]	23	15	8	3.0	2.2	12.2	51	(2)	(2)	6.7	(2)	(2)	60	18	42	7.7	(2)	(2)
New Orleans, La	167	25	142	25.9	6.4	60.4	207	(2)	(2)	31.7	(2)	(2)	102	30	72	15.4	7.6	30.6
New York, N.Y	3,434	1,295	2,139	44.3	19.5	187.4	2,931	(2)	(2)	37.9	(2)	(2)	2,819	500	2,319	36.0	7.5	203.2
Philadelphia, Pa	406	53	353	20.4	3.6	66.0	274	(2)	(2)	13.8	(2)	(2)	361	30	331	17.7	2.0	61.9
St. Louis, Mo	106	20	86	14.5	3.7	39.8	192	(2)	(2)	26.7	(2)	(2)	126	20	106	17.7	3.7	49.1
San Francisco, Calif	279	230	49	37.7	38.1	36.1	265	(2)	(2)	35.6	(2)	(2)	190	154	36	25.6	25.5	26.5
Washington, D.C.[5]	576	72	504	71.0	22.9	101.5	551	83	468	68.7	27.7	93.2	468	25	443	58.4	8.3	88.2

[1] Total rates are based on Jan. 1, 1963, estimated population; rates by race based on 1960 census population (except Washington, D.C.).

[2] Not available.

[3] The 1965 figures are for Los Angeles County excluding the city of Long Beach; the 1966 figures include the city of Long Beach.

[4] The 1965 and 1966 figures are for Milwaukee County.

[5] D.C. Department of Public Health, Biostatistics Section; rates for 1966 based on July 1, 1965 estimated population.

Source: U.S. Public Health Service, except Washington, D.C.

Venereal disease cases and case rates by stage and disease—District of Columbia, fiscal years 1957–66

ALL RACES

Venereal Disease	Number of cases									
	1966	1965	1964	1963	1962	1961	1960	1959	1958	1957 [1]
Total, venereal disease	11,797	12,790	12,110	10,327	10,449	11,706	14,092	12,700	10,921	11,830
Syphilis, total	1,475	1,728	1,720	2,008	1,926	2,403	2,494	1,910	1,647	1,968
Primary and secondary	468	551	576	696	701	547	466	172	131	109
Early latent	327	363	342	347	329	394	432	355	267	300
Late and late latent	638	709	741	920	857	1,427	1,555	1,346	1,213	1,520
Congenital	40	72	61	42	38	35	41	37	36	39
Not stated	2	33		3	1					
Gonorrhea	9,941	10,405	10,216	8,137	8,259	8,863	11,215	10,651	9,196	9,787
Other venereal disease	381	657	174	182	264	440	383	139	78	75
	Rate per 100,000 population									
Total, venereal disease	1,470.9	1,594.8	1,493.2	1,286.1	1,319.5	1,495.2	1,822.2	1,636.8	1,384.5	1,502.0
Syphilis, total	183.9	215.5	212.1	250.1	243.2	306.9	322.5	246.2	208.8	249.9
Primary and secondary	58.4	68.7	71.0	86.7	88.5	69.9	60.3	22.2	16.6	13.8
Early latent	40.8	45.3	42.2	43.2	41.5	50.3	55.9	45.8	33.8	38.1
Late and late latent	79.6	88.4	91.4	114.6	108.2	182.3	201.1	173.5	153.8	193.0
Congenital	5.0	9.0	7.5	5.2	4.8	4.5	5.3	4.8	4.6	5.0
Not stated	0.2	4.1	0	.4	.1	0	0	0	0	0
Gonorrhea	1,239.5	1,297.4	1,259.7	1,013.3	1,042.9	1,132.1	1,450.1	1,372.7	1,165 8	1,242.4
Other venereal disease	47.5	81.9	21.5	22.7	33.3	56.2	49.5	17.9	9.9	9.8

[1] Includes military.

NOTE.—Rates based on estimated midyear population; 1966 rates based on 1965, estimated population.

Venereal disease cases and case rates by stage and disease—District of Columbia, fiscal years 1957–66—Continued

WHITE

Venereal Disease	Number of cases									
	1966	1965	1964	1963	1962	1961	1960	1959	1958	1957
Total, venereal disease	697	923	941	642	578	750	797	546	440	490
Syphilis, total	236	452	352	282	238	337	317	245	235	257
Primary and secondary	25	83	72	69	48	67	47	20	14	7
Early latent	32	72	36	37	28	43	45	35	19	22
Late and late latent	173	270	232	171	159	221	221	188	198	225
Congenital	6	22	12	3	3	6	4	2	4	3
Not stated		5		2						
Gonorrhea	442	447	583	352	326	392	469	298	204	232
Other venereal disease	19	24	6	8	14	21	11	3	1	1
	Rate per 100,000 population									
Total, venereal disease	232.5	307.9	299.5	193.1	170.2	218.6	230.2	152.6	116.5	125.4
Syphilis, total	78.7	150.8	112.0	84.8	70.1	98.2	91.5	68.5	62.2	65.8
Primary and secondary	8.3	27.7	22.9	20.8	14.1	19.5	13.6	5.6	3.7	1.8
Early latent	10.7	24.0	11.5	11.1	8.2	12.5	13.0	9.8	5.0	5.6
Late and late latent	57.7	90.1	73.8	51.4	46.8	64.4	63.8	52.5	52.4	57.6
Congenital	2.0	7.3	3.8	.9	.9	1.7	1.2	0.6	1.1	.8
Not stated	0	1.7	0	.6	0	0	0		0	0
Gonorrhea	147.4	149.1	185.6	105.9	96.0	114.3	135.4	83.3	54.0	59.4
Other venereal disease	6.3	8.0	1.9	2.4	4.1	6.1	3.2	.8	.3	.3

NOTE.—Rates based on estimated midyear population; 1966 rates based on 1965, estimated population.

Venereal disease cases and case rates by stage and disease—District of Columbia, fiscal years 1957–66—Continued

NONWHITE

Venereal Disease	Number of cases									
	1966	1965	1964	1963	1962	1961	1960	1959	1958	1957
Total, venereal disease	11,100	11,867	11,169	9,685	9,871	10,956	13,295	12,154	10,481	11,340
Syphilis, total	1,239	1,276	1,368	1,726	1,688	2,066	2,177	1,665	1,412	1,711
Primary and secondary	443	468	504	627	653	480	419	152	117	102
Early latent	295	291	306	310	301	351	387	320	248	278
Late and late latent	465	439	509	749	698	1,206	1,334	1,158	1,015	1,295
Congenital	34	50	49	39	35	29	37	35	32	36
Not stated	2	28		1	1					
Gonorrhea	9,499	9,958	9,633	7,785	7,933	8,471	10,746	10,353	8,992	9,553
Other venereal disease	362	633	168	174	250	419	372	136	77	76
	Rate per 100,000 population									
Total, venereal disease	2,209.8	2,362.5	2,249.5	2,058.0	2,482.9	2,491.1	3,113.0	2,907.0	2,550.1	2,856.4
Syphilis, total	246.7	254.0	275.5	366.8	373.3	470.0	509.7	398.2	343.6	431.0
Primary and secondary	88.2	93.2	101.5	133.2	144.4	109.1	98.1	36.4	28.5	25.7
Early latent	58.7	57.99	61.6	65.9	66.6	79.8	90.6	76.5	60.3	70.0
Late and late latent	92.6	87.4	102.5	159.2	154.4	274.2	312.4	277.0	247.0	326.2
Congenital	6.8	10.0	9.9	8.3	7.7	6.6	8.7	8.4	7.8	9.1
Not stated	0.4	5.6	0	.2	.2	0	0	0	0	0
Gonorrhea	1,891.1	1,982.5	1,940.2	1,654.3	1,754.3	1,926.1	2,516.1	2,476.2	2,187.8	2,406.3
Other venereal disease	72.1	126.0	33.8	37.0	55.3	95.3	87.1	32.5	18.7	19.1

NOTE.—Rates based on estimated midyear population; 1966 rates based on 1965, estimated population.

DISTRICT OF COLUMBIA GENERAL HOSPITAL DRUG SITUATION

Senator BYRD. Did you want to say anything further with regard to District of Columbia General, Dr. Grant?

Dr. GRANT. I do not think so, Mr. Chairman, unless you have any specific questions.

Senator BYRD. What about the drug situation out there?

Dr. GRANT. I think this has improved measurably, Mr. Chairman. I think this really is something that is under control.

Senator BYRD. All right.

Could you prepare something more elaborate for the record?

Dr. GRANT. Yes, sir.

(The information follows:)

STATUS OF DRUG CONTROL AT D.C. GENERAL HOSPITAL

Deficiencies pointed out in earlier audits have been corrected.

A report dated July 26, 1966 of Audit Number 66–532, made by the Internal Audit Office of the Department of General Administration, on the subject of "Narcotics and Dangerous Drugs, D.C. General Hospital", which covered the receipt and issuance of dangerous drugs and narcotics for the period July 1965 to June 30, 1966 stated that "—the records examined were correctly stated." and that "The internal control is adequate."

The following improvements and control measures are of major significance:

1. A Bureau of Pharmacies Manual of Policies and Procedures has been prepared and in use for the past year. This provides for a Pharmacy and Therapeutics Board composed of representatives from the top administrative staffs of the six Directorates of the Department. This Board has met monthly during the past year and has organized and placed in operation an effective and coordinated system of committees and procedures. This mechanism enables quick and effective consideration and institution of any new drug procedure which may be required or indicated.

2. The Pharmacy has been moved to its new location and this new Pharmacy in the Core Building has no outside openings. There are neither outside doors nor windows. Security locks are on the doors and dispensing windows of the Pharmacy and there is tight control on the keys that have been issued to the responsible employees.

3. Physical inventories are accomplished annually and it is planned to have such inventories made at least every six months. The January 1966 inventory showed no significant discrepancies. Any discrepancies were those which would reasonably be expected in an operation of this nature and magnitude where drugs and pharmaceuticals valued at about three quarters of a million dollars are handled annually.

4. Inventory controls show accurate, careful handling and recording of control drugs(narcotics, alcohol and dangerous drugs).

5. It is planned eventually to convert inventory controls to automation.

6. It is the policy for the drugs on the nursing stations on the wards to be spot checked by a pharmacist and all such checks have revealed no significant deficiencies.

With the improvements and control measures which have been estalished, there is no reason to believe that there has been any drug theft by, or improper practices or violations of policies or procedures, on the part of the personnel of the pharmacies at the D.C. General Hospital.

HOSPITAL VANDALISM

Senator BYRD. And what is your situation with regard to vandalism?

Dr. GRANT. It certainly still exists, Mr. Chairman. We have a report on that that we can supply for the record.

Senator BYRD. All right. Let us have your report on that now. Is the situation getting worse?

Dr. GRANT. Dr. Heath informs me that it is 40 percent better—that is the number of cases of vandalism reported. It still looks pretty bad to me, Mr. Chairman.

Senator BYRD. I believe the Congress provided moneys for a fence, did it not?

Dr. GRANT. Yes, sir. We have it.

Senator BYRD. Was the fence constructed?

Dr. GRANT. Oh, yes, Mr. Chairman.

We have had some interference because of the construction program, but this will be completed. Actually, our construction program is way ahead of schedule. We expect to have the whole program completed by March of next year.

Senator BYRD. Would you like to comment on that, and we will insert it in the record?

Dr. GRANT. The cases of vandalism as reported are less than last year, but it is still a real problam.

(The information follows:)

THEFTS JULY 1, 1964–JUNE 30, 1965

In compliance with your request, enclosed herewith is list of thefts reported to the Security Section during Fiscal Year 1965.

Your attention is invited to the 40 percent reduction of reported theft incidents over the preceding year.

It is anticipated that even greater progress, in all security service areas, will be realized as the planned security program is implemented over the next five years.

	Article stolen
1. July 1, 1964	Transistor radio (Mr. Tidsett, patient).
2. July 19, 1964	Wallet (employee).
3. July 19, 1964	Money (employee).
4. July 19, 1964	Money, $5.
5. July 27, 1964	Purse containing $5 (Mrs. Ryan, employee).
6. July 29, 1964	Transistor radio (Mrs. Medley, patient).
7. Aug. 12, 1964	Car wheels (Dr. Stieclmavr).
8. Aug. 16, 1964	Car (Mrs. Clemmons, employee).
9. Oct. 2, 1964	Car, 1963 Pontiac (Mrs. Pratt, employee).
10. Oct. 16, 1964	Money, $21 (School of Nursing students).
11. Oct. 19, 1964	Ophthalmascope (neurology clinic).
12. Nov. 16, 1964	Gray Audiograph dictating machine (pulmonary service).
13. Nov. 20, 1964	Jar containing money, $4.70 (Mrs. Davis, employee).
14. Nov. 27, 1964	Spare tire (Mrs. Valentine, employee).
15. Dec. 22, 1964	Draperies (housekeeping department).
16. Dec. 28, 1964	5 gallons white paint, 5 gallons black paint, 2 gallons turpentine, 1 quart stain, 1 pound can plastic wood, 1 can spray paint, 1 gallon thinner, 1 gallon varnish, 4 mahogany legs, 4 plywood sheets (occupational therapy department, manual arts therapy).
17. Dec. 28, 1964	3 gallons white paint, 1 gallon thinner, shampoo and makeup, 2 pieces of plywood, 1 Christmas garland, (occupational therapy department storage area).
18. Feb. 3, 1965	Car battery (Mr. Peedin, visitor).
19. Feb. 19, 1965	Hypodermic needles (admitting office).
20. Feb. 19, 1965	Money and merchandise (vending machine).
21. Feb. 19, 1965	Typewriter (obstetrics department).
22. Feb. 24, 1965	Remington Rand adding machine (occupational therapy).
23. Feb. 25, 1965	Purse containing $25 (Dr. Bramley).
24. Mar. 3, 1965	Electric fan (outpatient division).

		Article stolen
25.	Mar. 3, 1965	Money $25 (Mrs. Calbert, employee).
26.	Apr. 1, 1965	Jar of peanut butter (food service).
27.	Apr. 2, 1965	Royal typewriter (occupational therapy).
28.	Apr. 7, 1965	Ophthalmascope, otoscope, sphyonomanometer, instrument bag, laryngeal, mirrors, ENT instruments, reflex hammer (Dr. Baltz).
29.	Apr. 11, 1965	Stethoscope (Dr. Malhatra).
30.	Apr. 14, 1965	Textbook, "Diagnosis and Treatment" (Dr. Crossman).
31.	Apr. 15, 1965	
32.	Apr. 27, 1965	Blanket and floor mats taken from car (Mrs. Wedge, employee). Car battery (Mrs. Smith, employee).
33.	Apr. 28, 1965	Money, $10 (Mrs. McNeal, employee).
34.	May 11, 1965	Car, 1960 Chevrolet (Mrs. Womack, employee).
35.	May 12, 1965	Spare tire and wheel (Dr. Hunter).
36.	May 18, 1965	Wheel covers (Mrs. Wade, employee).
37.	May 21, 1965	Wallet, no money (Mr. Dryer, patient).
38.	May 27, 1965	Car, 1959, Pontiac (Mr. Smith).
39.	May 28, 1965	Car, 1964 Buick (Dr. Elgin).
40.	June 8, 1965	Spare tire (Mr. Drew, employee).
41.	June 9, 1965	Tire, ski boots, flashlight, tennis racket, tape recorder (Dr. Serlin).
42.	June 11, 1965	Watch (Dr. Rhee).

Progress of Building Construction

Program at District of Columbia General Hospital

The construction program started in September 1964 and the project is anticipated to be completed eight months to a year ahead of schedule (about March 1967). A few of the examples of facilities and services now available are—

(1) Emergency and admitting room area is four times the space previously occupied;

(2) A substantial increase in the operating suite and recovery area;

(3) A three-fold increase in the facilities for radioisotopes, X-ray therapy, and diagnostic X-rays.

(4) Patients are now occupying some of the renovated and new construction patient areas.

Electrical Distribution System, Glenn Dale Hospital
Project 21-39

$55,000 (plans and specifications $5,000, construction $50,000)
(Restoration request)

The electrical distribution system in Hospital Building "B", which houses approximately two hundred (200) patients, is approximately thirty-three (33) years old. It has a connected load of within approximately two percent (2%) of its total capacity which is beyond the safe operating limits. The transformers are of the oil insulated type which will deteriorate under constant heavy use. An investigation, by technical representative from Westinghouse, of the efficiency of the insulating value of the transformers revealed that immediate replacement was necessary. This breakdown of the insulation can result in an electrical arc inside of the transformer case, causing a possible explosion and fire with the extreme possibility of serious injury or loss of life to those people working in the vicinity of the equipment, or at least, the loss of electrical power for this entire building.

The estimated minimum emergency time to replace or provide temporary service in the event of transformer failure would be in excess of seventy-two (72) hours. Due to lack of other service in this isolated area, it is estimated, without considering inconvenience to medical treatment for patients the loss of eight thousand dollars ($8,000.00) worth of food stuffs, and pharmaceuticals would result.

The electrical distribution system immediately adjacent to and connected to these transformers is of the same vintage. It is of the old fashioned "open panel" type and does not allow for rapid disconnection of electrical facilities through-

out the hospital building. As a direct result of the lack of ability to rapidly disconnect kitchen equipment, in October 1963, a minor grease fire in deep fat fryer became a major fire causing approximately ten thousand dollars ($10,000.00) damage to the main kitchen in this building. There are similar situations in this building where the lack of disconnecting means could cause serious problems. It is requested that from a safety standpoint this project be restored to the 1967 budget with completion scheduled for earliest possible date.

FACILITY FOR ALCOHOLICS (D.C. GENERAL HOSPITAL)

$320,000 (Plans and Specifications)

(Amendment S. Doc. 112)

Because of the extreme difficulty in locating a facility capable of meeting program needs with the desired geographic areas, it has been determined that the most economical and practical solution is the construction of a building specifically for this purpose. Because of the close relationship between the Alcoholic Program and the needs for the hospital services, the Health Department proposes to place a building on the grounds of the D.C. General Hospital. This building would be similar to the current Acute Psychiatry Building. We would propose to locate the building adjacent to the Psychiatry Building and the Community Mental Health Center to facilitate the movement of patients to these related services and to better utilize administrative services and systems at the Hospital.

Constructing a building similar to the existing one has the distinct advantage of complementing existing Hospital Buildings in appearance and function and would be ideally suited for an Alcoholic Program since it was designed for patient security in a non-intensive care hospital unit. The experience of the Department of Buildings and Grounds gained from construction of the previous building would enable the Health Department to implement its program at a much earlier date and should result in considerable savings in the construction costs as a result of previous experience.

This building will accommodate approximately 200 alcoholic patients in a hostel setting housed in 50 rooms, 4 patients per room. Approximately 20 beds are to be reserved for female occupancy. In addition, two 50-bed dormitories will be reserved for patients being held for diagnosis and classification for a total capacity of 300 patients that could be expanded if necessary for an additional 100–150 patients. It is anticipated that patients would spend not more than seven days in the Diagnostic and Classification area before being released and treated on an outpatient basis, housed in the hostel area, hospitalized, etc. The facility would provide day rooms and meeting rooms for group therapy and patient relaxation. Arrangements for indoor and outdoor recreation under security situations would be provided. Security rooms to accommodate disturbed patients and a nursing station with a small number of beds would be provided for patients not requiring hospitalization but requiring closer supervision. A food serving and dining area sufficient to accommodate 200 patients will be necessary with food being prepared in the D.C. General Hospital. A few private rooms for resident staff are included.

DISTRIBUTION SYSTEM, GLENN DALE HOSPITAL

Senator BYRD. What is the next item?

Dr. GRANT. If that completes the positions, Mr. Chairman, and the alcoholism program, the only other item would be an item of capital outlay of $55,000 for an electrical distribution system at hospital building No. B at Glenn Dale Hospital. This is an antiquated electrical system. It is about 33 years old, and badly in need of replacement, Mr. Chairman.

Senator BYRD. The requirement is in the amount of $5,000 for plans and specifications and $50,000 for construction.

Dr. GRANT. Yes, sir.

Senator BYRD. How do you arrive at the $50,000 figure before the plans are completed?

Dr. GRANT. The Department of Buildings and Grounds may be able to answer that, Mr. Chairman. Mr. Blaser is here.

Mr. BLASER. Mr. Chairman, my name is Blaser. We have the $50,000 for the construction cost which consists of switchboard, transformers, panels, ducts, conduits, and additional wiring, Mr. Chairman; $500,000, for plans and specifications is required for further contract documents, advertising for a contract, and inspection of construction.

Senator BYRD. How do you arrive at a firm construction figure prior to the plans and specifications?

Mr. BLASER. Mr. Chairman, I assure you the $50,000 is not a firm construction figure. It is based upon our past construction experience and the cost of that construction for similar types of work. To arrive at a firm construction cost prior to the preparation of any detailed plans is not possible, sir.

Senator BYRD. All right, you next item, Dr. Grant.

Dr. GRANT. I think that completes it, Mr. Chairman.

FACILITY FOR TREATMENT OF CHRONIC ALCOHOLICS

PLANNING

Senator BYRD. The facility for alcoholism.

Dr. GRANT. I thought we had discussed that.

Senator BYRD. We have talked about that, $320,000 for planning.

How do you arrive at the estimate of cost for plans and specifications?

Mr. BLASER. Mr. Chairman, this particular figure is defined by statute for us. At the present time, the percentage allowed for plans and specifications and supervision of construction is 10 percent for projects under $500,000 and 8 percent for projects in excess of $500,000.

Senator BYRD. What happens to the money that is not used for plans and specifications?

Mr. BLASER. Mr. Chairman, at this point we are very close to the percentage figures that I have just cited.

As it happens, any money that we do not use for plans and specifications or supervision of construction is carried forward to the next year.

1966 FUNDS UTILIZATION

Senator BYRD. How much is in the budget?

Mr. Hermann, would you provide for us information as to how much money was not utilized in this category last year?

Mr. HERMANN. For plans and specifications?

Senator BYRD. Yes, sir.

(The information follows:)

DEPARTMENT OF BUILDINGS AND GROUNDS

Statement of expenditures on fiscal year 1966 appropriation for plans and specifications, period ending Sept. 23, 1966

Project	Project	Expenditures			Appropriation	Unobligated balance	Remarks
		Design	Construction contract management	Total			
	Public schools:						
10-46	Brent Elementary School Replacement	$50,186		$50,186	$69,200	$19,014	Construction not initiated.
10-82	New elementary, 11th and Kenyon	65,226		65,226	101,600	36,374	Do.
10-90	Seaton Elementary School replacement	58,173		58,173	102,100	43,927	Do.
10-124	New elementary, Texas and Burns	5,844		5,844	90,300	84,456	Redesign and construction pending.
10-142	New senior high 55th and Eads	194,740		194,740	419,800	225,060	Construction not initiated.
10-149	Watkins Elementary School addition	23,803	176	23,979	32,000	8,021	Construction 2 percent complete.
10-150	Blow-Pierce Elementary School replacement	69,689		69,689	97,200	27,511	Construction not initiated.
10-153	Blair, Ludlow, Taylor, replacement	15,139		15,139	99,700	84,561	Redesign and construction pending.
10-155	Emery Eckington, replacement	59,500		59,500	94,300	34,800	Construction not initiated.
10-156	Tyler addition, kitchen	9,061	3,924	12,985	10,000	−2,985	Construction completed.
10-162	Thomas elementary addition	48,570		48,570	60,400	11,830	Construction not initiated.
	Permanent improvements to schools:						
10-67.1	Schools, eliminate fire hazards	8,642	109	8,751	10,000	1,249	Construction 20 percent complete.
10-67.4	Schools, electrical modernization	1,230	376	1,606	10,000	8,394	Construction 80 percent complete.
10-67.5	Boiler, replace in various schools	34,969	2,583	37,552	49,000	11,448	Construction 65 percent complete.
10-67.6	Roof repairs, various schools	22,665	1,360	24,025	54,700	30,675	Construction 5 percent complete.
10-67.66	Automatic sprinklers, various schools	1,789	339	2,128	8,000	5,872	Construction 70 percent complete.
10-67.91	Kitchen equipment—3 schools	5,661	1,180	6,841	14,700	7,859	Construction 40 percent complete.
	Public library:						
11-4	New downtown library	499,354		499,354	800,000	300,646	Design 35 percent—construction not initiated.
11-16	Parking lot, Georgetown Branch Library	1,806	623	2,429	1,500	−929	Construction 85 percent complete.
	Police precinct: Precinct No. 2 addition	5,840	1,141	6,981	3,000	−3,981	Construction 99 percent complete.
14-20	Fire department: Engine Co. No. 15 replacements	21,911		21,911	31,000	9,089	Construction not initiated.
13-15	Correction:						
22-52	Heating plant, workhouse	32,515	54	32,569	70,000	37,431	
22-62	Dormitory, workhouse	4,726		4,726	15,000	10,274	Construction by Department of Correction—10 percent complete.
	Public welfare:						
23-87	Replace tile Maple Glenn and Cedar Knoll	878	222	1,100	1,500	400	Construction 20 percent complete.
23-88	Window, replace, Cedar Knoll	2,079	415	2,494	2,000	−494	Construction 15 percent complete.
23-7.17	Renovation of basements (3) D.T.S	6,633	718	7,351	5,900	−1,451	Construction 35 percent complete.
23-7.28	Steam distribution, Maple Glenn	6,129	393	6,522	30,000	23,478	Construction 15 percent complete.

23-44.15	Refrig. renovation, children's center	4,846	617	5,463	4,000	−1,463	Construction 35 percent complete.
23-44.16	Utility survey, D.T.S	17,400	----------	17,400	20,000	2,600	100 percent review pending.
23-44.18	Roof repairs, Maple Glenn and Cedar Knoll	2,916	----------	2,916	12,000	9,084	Design 75 percent complete, construction not initiated.
23-44.20	Fuel Storage, D.T.S	600	1,245	1,845	1,500	−345	Construction 100 percent complete.
	Buildings and grounds:						
24-13	Pointing and resetting stonework various buildings	1,173	143	1,316	2,200	884	Construction 5 percent complete.
24-37	Air-conditioning program various buildings	23,364	1,116	24,480	25,000	520	Construction not initiated.
24-38	Building improvements for code compliance, various buildings.	2,729	68	2,797	25,000	22,203	Construction 5 percent complete.
24-40	Armory, alarm system	3,421	----------	3,421	5,000	1,579	Construction 15 percent complete.
24-41	Gas pump, fire alarm headquarters	839	94	933	300	−633	Construction 100 percent complete.
	Totals	1,314,046	16,896	1,330,942	2,377,900	1,046,958	

INTERNAL AUDIT RECOMMENDATIONS

Senator BYRD. Has internal audit made any recommendations as far as your department is concerned?

Dr. GRANT. Nothing recently, Mr. Chairman, but Mr. Fry is here.

Mr. FRY. Yes, Mr. Chairman. I think we are in excellent shape insofar as internal audit is concerned. There are very few items that remain open. We are working on them right now.

Senator BYRD. Would you supply for the record those items?

Mr. FRY. Yes, sir.

Senator BYRD. And indicate what action is being taken.

Mr. FRY. Yes, sir.

(The information follows:)

INTERNAL AUDIT AND GAO REPORTS

The Department of Public Health is in full compliance with all recommendations to which the Commissioners agreed and which were possible with present personnel, excepting the following:

Internal Audit 65–161 to 174

MENTAL HEALTH CLINICS

"That the Director, Department of Public Health, take the necessary action to:

"a. Require Mental Health Clinics to use the approved income standards of indigency in determining payability of clinic patients.

"b. Review the fee schedule of Mental Health Clinics and recommend a schedule of fees to be commensurate with the cost of clinic services.

"c. Require the Mental Health Clinics to issue clinic passes as required by departmental procedures."

Mental Health Clinics do not have the organizational authority or capability of making eligibility and payability determinations. This is centralized in the Bureau of Patient Services. This has hindered the Department in resolving this recommendation. The enabling legislation under Title 19 of the Medicare Act will transfer the eligibility function to the Department of Public Welfare and establish a total system for making eligibility and payability determinations for both inpatients and outpatients. A new system for billing and collection will also be instituted under Medicare. These changes should effectively resolve this problem.

"Establish procedures and records for the accountability and control of dental supplies and materials."

Preliminary steps have been taken, but action has been delayed pending the establishment of storage and issue procedures and space allocations. This has been done and the implementation insofar as dental supplies and materials are concerned will be accomplished by May, 1967.

Internal Audit 64–488

"That monthly trial balances be taken and reconciled to the control account." (Patient accounts at D.C. General Hospital.)

Although a reconcilation system was set up, it was not fully implemented at the Hospital. As a result, there were substantial differences between the machine control figures and individual accounts. However, the billing and collection functions of the Department were centralized as of July 1, 1966, in the Municipal Center Building under the Medical Care Directorate, and as a part of the new system adequate accounting controls are being established. Differences between the general ledger control and individual accounts are being isolated and corrected. The Internal Audit Office believes that a large part of the past differences will be reconciled in this manner.

Internal Audit 66–191

Glenn Dale Hospital

"Discontinue the practice of laundering the work clothes of plant engineering and other employees free of charge."

The D.C. Management Office is now making a study to establish a standard policy as to the types of work clothing which can be considered as uniforms and what institutional employees' clothing can be laundered free of charge. When this study is completed and the policies are implemented we will take appropriate action.

OCTOBER 1966.

GENERAL ACCOUNTING OFFICE REPORT, MARCH 1966

Senator BYRD. So you have no complaints at this point with regard to the Department of Health?

Mr. FRY. Well, I might say that the Department, I confine this to the recommendations to which the Commissioners agreed, and which we can do with present personnel and resources. Of course we would need increases if we did some of the things that are in the internal audit reports.

Senator BYRD. You might indicate for the record what you are talking about.

Mr. FRY. Yes, sir.

Senator BYRD. On the subject of internal audits, are you generally satisfied——

Mr. LOWE. Mr. Chairman, Mr. Fry is not with the Internal Audit Office. He is with the Health Department. Mr. Legge is outside and may be brought in if you would like.

Senator BYRD. Is there anything else, Dr. Grant?

Dr. GRANT. Not that I can think of, Mr. Chairman, unless you have any questions.

Senator BYRD. This concludes the Health Department.

Thank you, Dr. Grant.

(The report follows:)

NEED FOR IMPROVED PROCEDURES FOR DETERMINING ABILITY OF PATIENTS AND RESPONSIBLE RELATIVES TO PAY FOR CARE AT SAINT ELIZABETHS HOSPITAL

The Report generally stated that our investigations were incomplete and inaccurate and that we were not making periodic reviews of cases in the Hospital.

We agree that our investigations are sometimes incomplete. This happens because of the short period of time available between the referral of cases from the Commission on Mental Health and The Commission hearing. Usually four days (but occasionally one day) are allowed for our workers to make appointments with responsible relatives and conduct interviews. If it is not possible to complete an investigation we must still make a recommendation. We do not agree that cases are *generally* inaccurate, since the audit only revealed a small percentage of inaccuracies in relation to the caseload.

As for the periodic reviews recommended, we do have a periodic review of the voluntary patients. It would not be possible with our present staff to conduct even sample reviews of the more than 4,000 involuntary patients. It is estimated that this would increase our workload by about 75%.

We requested additional personnel in FY 1966 to do this but our request was not approved.

PUBLIC LIBRARY OPERATING EXPENSES

STATEMENT OF HARRY N. PETERSON, DIRECTOR, DISTRICT OF COLUMBIA PUBLIC LIBRARY; ACCOMPANIED BY MRS. CATHERINE M. HOUCK, ASSOCIATE DIRECTOR, AND MISS FRANCES W. SHIBLEY, HEAD, BUDGET AND FISCAL DEPARTMENT

BUDGET AND RESTORATION REQUESTS

Senator BYRD. The next item is the "Public Library."

The fiscal year 1967 estimate for operating expenses is $4,531,600. The House allowance is $4,341,600, a reduction of $190,000. The restoration requested is $28,120.

In addition to operating expenses, the Public Library requested $672,000 for capital outlay. The House allowance is $50,000, a reduction of $297,000. Restoration of this amount is requested.

The justifications for these restorations will be placed in the record at the appropriate place.

(The information follows:)

Public Library, $28,120

	1967 increases requested	House allowance	Senate amendment requested		
			Restoration	S. Doc. ——	Total
Positions	35	11	11	----------	11
Amount	$433,400	$243,400	$28,120	----------	$28,120

Analysis of amendment requested

Position (grade and title) or item	Number requested	Personnel compensation	Personal benefits	Other	Total	Deduct 1968 funding	Net 1967 request
Administration: GS-4 library assistant, Coordinator Adult Service	1	$4,641	$355	----------	$4,996	$2,498	$2,498
Processing:							
GS-7 supervisor of bibliographic work, Acquisitions Division	1	6,269	511	----------	6,780	3,390	3,390
GS-4 assistant supervisor of accessions, Acquisitions Division	1	4,641	355	----------	4,996	2,498	2,498
GS-3 serials assistant, Acquisitions Division	1	4,149	323	----------	4,472	2,236	2,236
GS-4 assistants, Catalog Division	2	9,282	710	----------	9,992	4,996	4,996
Public Service, Central Library:							
GS-9 readers' adviser, Biography Division	1	7,479	593	----------	8,072	4,514	3,558
GS-3 clerical assistant, Central Librarian	1	4,149	323	----------	4,472	2,236	2,236
GS-3 clerical assistant, Central Reserves	1	4,149	323	----------	4,472	2,236	2,236
GS-3 clerical assistant, Business Division	1	4,149	323	----------	4,472	2,236	2,236
GS-3 clerical assistant, Coordinator, Central Library Reference Service	1	4,149	323	----------	4,472	2,236	2,236
Total	11	53,057	4,139	----------	57,196	29,076	28,120

Administation, $2,498.—An Assistant is needed in the Office of the Coordinator of Adult Service to handle bibliographic and clerical details involved in processing reading lists and other bibliographies; checking Library holdings; processing gift books, books transferred from one agency to another or going to reserve stock; as well as performing numerous other clerical chores necessary to the functioning of this office. This is the first position of its kind requested for this purpose.

Booklists and other bibliographies prepared by readers' advisers are cleared through the Coordinator's office, subjects and titles are approved for inclusion, and bibliographic information (such as entries and editions) is verified against such sources as the official catalog, union shelflist, Library of Congress Union Catalog, etc. This office also periodically checks and compares Library holdings with titles listed in standard and special bibliographies, etc.

The Public Library receives thousands of gift books each year. For example, in the fiscal year ending June 30, 1966, the DCPL examined approximately 63,000 gift books, 53,000 of them from the Post Office and an estimated 10,000 from other sources, of which about 22,000 were selected for addition to the D.C. Public Library collection. Gifts are a valuable means of extending the book budget. However, since many items received are not suitable for the collection, they have to be carefully examined in order to select those which should be added. In evaluating gift books for addition to the collection, the Coordinator's staff checks on edition, present holdings, other titles by the same author, etc. Gift books are arranged according to various categories for examination by branch librarians or the Coordinator's staff. Cards bearing bibliographic and trade information must be typed for the titles selected.

This office also handles books which are available for transfer from one agency to another or which are to be put in reserve stock for later use. Such books also have to be arranged for examination by staff librarians, and action taken according to disposition decided upon.

All of these functions of the Coordinator's office involve numerous miscellaneous clerical chores, such as typing, filing, routing and maintaining files of office book reviewing periodicals, distributing voluminous mail and sorting book orders and pamphlets by subject field for examination by the Coordinator and her staff.

The Coordinator of Adult Service has no authorized position for performing these duties. They are, therefore, done on a temporary assignment basis as funds and workloads permit. However, the volume of work requires a full-time permanent position.

Processing, $13,120.—Restoration of the five positions listed above is necessary if the books and other materials which are the Library's stock in trade are to be processed as promptly as possible for use by students and other readers. The effectiveness of the Public Library service depends upon the speed with which books are ordered, accessioned, and cataloged.

The system book fund has grown substantially in recent years. Increases in the book budget have been granted in order to meet rising costs, greater use, and to provide operating book funds for new branches. Additional funds for books and other materials have been received under the Library Services and Construction Act. The following tabulation shows these increases for the interval 1959–1966:

	1959	1966	Increase
System book fund	$230,422	$478,622	[1] $248,200
System book fund plus LSCA funds	230,422	662,623	[2] 432,201

[1] 108 percent.
[2] 188 percent.

As one indication of the resulting increase in the workload in the Processing Department, for which the five positions are requested, the number of books purchased went from 82,404 in 1959 to 194,585 in 1965, an increase of 136% (figures for 1966 are not yet available). Similar workload increases exist at every stage of activity in the Processing Department, from the preparation of the book orders to the delivery of the books to the Central Library, branches, and other public service agencies.

The restorations requested will relieve the pressure in some of the most critical areas:

Supervisor of Bibliographic Work, Acquisitions Division. One of the most important initial tasks that must be performed in ordering a book or other item of library material is to ascertain that bibliographic information is correct before ordering. This avoids the possibility of wasting time and money in duplicate orders, wrong orders, unnecessary correspondence, and delay in getting the correct book to the public service.

Bibliographic searching means establishing, according to cataloging procedure, the entry under which the material is to be ordered, determination of the exact title, series, edition, publisher's name (and address if he is not well known), year of publication, number of volumes, and price. On the general trade books this data is not too difficult to obtain, but on the nontrade books (society, institutional and government publications) the searching is more time-consuming and requires the use of more than the usual trade bibliographic tools.

With the increase in book funds the Central Library and the branches are not only ordering more books and other library materials of general interest, but also an increased number of specialized materials needed in reference and research work. Much of the book selection for these materials is done from scholarly and scientific journals which often do not give full bibliographic information. Consequently, the Acquisitions Division has to search for the information needed to purchase the desired item.

Establishing a correct author entry in the Acquisitions Division minimizes unneeded duplication of materials, especially of expensive, specialized materal. For example, most proceedings of conferences, series of works on a general subject, compilations of articles from a periodical, compilations of works by various members of an organization, society or foundation have a general editor. If these books are ordered twice, once under the editor and then again under the conference or individual author, unnecessary duplication results. The Acquisitions Division keeps a file of all new titles added to the Library. If the correct author entry is established by the Bibliographic Searcher, then the duplication will show up in the file and a duplicate order can be avoided.

Checking the editions of books is also very important. In the case of nonfiction it is usually necessary to be sure the order is for the latest edition, especially in the scientific and technical field. In the case of fiction, many editions are published, from the very cheap to the very expensive. Some are retellings for younger children which are not suitable for the adult collection. Physical characteristics vary with different editions. Experience has shown that a well-made book at a higher price costs the Library less in the long run than a cheap book that falls apart after a few circulations and also has such narrow margins that it cannot be rebound. Conversely, a special edition of a publication at a high price is not the best buy for the Library when a well-bound and well-printed edition at a lower price is available.

In addition to books, the Library is also buying more phonograph records and more materials in microform, i.e., microfilm, microcard, microprint, and microfiche. In ordering these materials the information must be exact or the wrong item will arrive and/or there will be a need for correspondence with the publisher or dealer that requires staff time and causes delays.

The Acquisitions Division has only one Bibliographic Assistant. Because of the lack of staff, the Chief or the Assistant Chief of the Division has to search the materials that fall into the more specialized categories themselves. With the great increase in all kinds of publications requiring bibliographic search, particularly the previously mentioned specialized materials, it is impossible for them to keep up with this and their other work, too. Attention is invited to the fact that this work requires a person with knowledge of cataloging procedures and a familiarity with a wide variety of bibliographic tools.

The Supervisor of Bibliographic Work requested would take over supervision of the entire searching of bibliographic data and the typing of orders, and would share with the Chief and the Assistant Chief the responsibility of determining how materials will be acquired. In addition, the Supervisor of Bibliographic Work would also handle all the difficult searching himself, freeing the Chief and the Assistant Chief to devote their time to supervising the over-all operation of the Acquisitions Division.

Aside from the book fund increases noted above, a significant indication of the growing bibliographic workload is given in the following comparisons:

	1959	1966	Increase
New titles canvassed for purchase	8,646	14,238	[1] 5,592
Adult replacement orders (titles handled)	14,503	21,299	[2] 6,796

[1] 65 percent.
[2] 47 percent.

Assistant supervisor of accessions.—An Assistant is needed for the Supervisor of Accessions to help with the accessioning of books and other library materials. The accessioning process includes receiving the books when delivered, unpacking them, and arranging them on book trucks in order of invoice. It also involves the checking of each book against the original order to ascertain that it is the title ordered and the correct edition. The book is also checked against the invoice to verify that the price charged is correct.

The books are then accessioned for the individual ordering agency; that is, they are assigned a number for purposes of identification.

The number of books handled in the accessioning process has more than doubled in recent years, as indicated by the following tabulation:

	1959	1965	Increase
Books accessioned	86,951	206,886	[1] 119,935

[1] 138 percent.

Serials assistant, Acquisitions Division.—An additional Serials Assistant is needed in the Acquisitions Division to help with the checking in, sorting for distribution, and maintaining records of all serials (i.e., newspapers and periodicals) acquired for the entire Library system. Such materials must be processed promptly because of the topical nature of their contents.

In recent years the number of newspaper and periodical subscriptions has grown substantially, as indicated by the following tabulation:

	1959	1966	Increase	Number of titles, 1966
Number of newspaper subscriptions	48	83	[1] 35	12
Number of periodical subscriptions	2,476	4,194	[2] 1,718	1,346

[1] 73 percent.
[2] 69 percent.

While 1959 figures are not available, it is estimated that about 94,000 copies of periodicals are involved in the 4,194 subscriptions in effect in 1966. This averages out to about 22 copies per subscription. Applying this to the 2,476 subscriptions in effect in 1959 provides an estimate of 55,000 copies for that year; this is an increase of 39,000 copies to be handled (70%).

Assistants, Catalog Division.—Two Assistants are needed in the Catalog Division to keep up with the vast amount of work that must be done in order to get books cataloged promptly and into public service. The following statistics demonstrate some of the increases which have occurred over the past seven years:

	1959	1966	Increases
Books added	80,606	211,636	[1] 131,030
New titles cataloged	8,541	18,062	[2] 9,521
Catalog cards prepared	157,665	487,396	[3] 329,731
Catalog cards filed	112,505	197,722	[4] 85,217

[1] 163 percent.
[2] 111 percent.
[3] 209 percent.
[4] 76 percent.

While not subject to statistical demonstration, other activities connected with the cataloging process have also grown: searching for author entry authority, analytics, cross-references; filing and verification of filing according to D.C. Public Library filing rules; typing, proofreading of typed catalog cards and revised Library of Congress cards; processing of duplicates.

In the same interval represented by all of the above workload increases (1959–1966) only four positions have been added to the Processing Department staff of 63 (excluding the Bindery), an increase of 6%. Temporary help has been assigned where possible in an effort to keep up with the work, but permanent positions are needed in order to have a work force continuously assigned to these daily tasks.

Comparison of 1967 request with 1966 operation

	1966 available	1967 House allowance	Restoration requested	1967 total
Supervisor of Bibliographic Work, Acquisitions Division	----------	----------	1	1
Assistant Supervisor of Accessions, Acquisitions Division	----------	----------	1	1
Serials assistant, Acquisitions Division	1	----------	1	2
Assistants, Catalog Division	6	----------	2	8

Public service, Central Library, $12,502: The five positions for which restoration is requested are urgently needed to help keep current with the professional and clerical work that must be done if the Central Library is to function effectively.

The workload at the Central Library has increased substantially as a result of the growth in funds available for the purchase of books and other library materials, the greater number of books being published, the increase in local college enrollments, the heavy demand for reference and advisory service, and the addition of branches to the system. The following tabulation shows the increase in college-level enrollments in the District of Columbia and books published in America:

	1959	1965	Increase	
			Number	Percent
Enrollment in institutions of higher education in the District of Columbia	44,583	60,865	16,282	37
Books published in America (new titles and new editions)	14,876	28,595	13,719	92

So far as public service is concerned, the Central Library is the hub of all activities for the entire system. It contains the principal collection of books, documents, periodicals, maps, records, educational films, microtexts, and pamphlets for reference and lending, both for direct service to the public and to readers using the branches. It houses the more specialized books, one copy of which may suffice for the entire system, as well as the older books which are badly needed at times but too seldom called for to warrant shelf space in a branch. As of June 30, 1966, the Central Library book collection numbered 473,033 volumes.

The Central Library, following the pattern of most progressive large public libraries in the United States, is arranged on the subject departmental plan, with the following divisions: Art, Biography, Business and Economics, Fiction, General Reference—Information, History-Geography-Government, Literature (including Foreign Languages), Music, Philosophy-Psychology-Religion, Sociology (including educational films), Technology and Science, and Washingtoniana. In addition, there are a Children's Room and a Young Adult Division.

Under this arrangement, all books, periodicals, pamphlets, Government documents, and recordings relating to a given subject (both reference materials and items that circulate for home use) are brought together in the appropriate

division. These subject divisions are staffed by specialists in the various fields of knowledge represented. They give direct assistance to individuals interested in obtaining reference help, advice on reading, and related services, and also take care of the more difficult reference questions which the branches are not equipped to handle.

Readers' Adviser, GS–9, Biography Division.—A Readers' Adviser is needed in the Biography Division in order to provide readers with full-time professional service by specialists in this field. At present the combined History-Biography Divisions have a professional staff of five librarians, only one of whom is assigned to the Biography Division (its Chief). This amounts to 40 hours a week (36 hours after deducting for annual and sick leave). Since the Central Library is open 72 hours a week, the additional coverage for the Biography public service desk must come from the History Division. The workload in both Divisions is increasing, however, so that an additional full-time Adviser assigned to the Biography Division is necessary in order to give adequate reference and advisory service in both Divisions.

Furthermore, as the public service desks must each be covered 72 hours a week (a total of 144 hours), and the total net time available from the five positions is 180 hours, this leaves only 36 hours (about 7 hours a week each) for the Chiefs and Advisers to perform all the other duties essential to running their Divisions. Most time-consuming of these is, of course, keeping up with new publications and selecting those that the Library should buy.

In the interval 1959–1965 the output of books in the field of biography, history, government and geography increased 57%, as demonstrated by the following tabulation:

	1959	1965	Increase	
			Number	Percent
New titles and new editions	2,074	3,250	1,176	57

Other duties of the Advisers in History and Biography include weeding the collection to remove outdated material. This process is in effect book selection in reverse and makes the same demands on the Advisers' time. They also must prepare new booklists and revise existing ones. These Divisions have especially heavy use by authors, writers, and others doing research in preparation for books or special projects. The map collection is also cataloged here.

Clerical Assistant, GS–3, Central Librarian.—The Central Librarian is responsible for the administration of the Central Library, the largest public service agency in the system. It has a staff of over 100 employees (both professional librarians and non-professional assistants), 14 subject and other divisions, a Circulation Department, and a Stacks Division.

The supervision of operations of the Central Library involves a tremendous amount of clerical detail, and an assistant is needed to take the brunt of this workload from the Central Librarian. Examples of the kinds of clerical duties that have to be performed in administering the Central Library are: assisting in scheduling to assure coverage at all times; keeping necessary staff records; seeing that schedules, annual and other reports, time and leave slips, etc., are sent to the Administrative Headquarters; making arrangements for meetings; serving as information center for staff on routine matters of policy, operations, and procedure; preparing notices for the staff bulletin board; maintaining equipment records; processing requisitions for supplies and equipment repair; maintaining files in the Central Librarian's Office; handling incoming and outgoing mail; routing administrative notices, professional magazines, materials relating to book collection and book orders to appropriate Divisions; typing.

The Central Librarian has no assigned position to perform these duties. At present help is provided on a temporary basis as funds and workloads permit. This is an unsatisfactory arrangement. A permanent position is needed.

Clerical Assistant, GS–3, Central Reserves.—A Clerical Assistant is needed in Reserves to help process requests for books not immediately available. The

following tabulation shows some of the increases in reserve requests handled since 1959:

	1959	1966	Increase	
			Number	Percent
Reserve requests filled	34,995	66,129	31,134	89
Interlibrary loan requests filled	672	3,535	2,863	426

It is interesting to note that requests filled by the Central Library to meet branch needs went from 18,729 in 1959 to 47,760 in 1966, an increase of 29,031 (155%). During this interval seven new and replacement branches have opened: Washington Highlands, Tenley-Friendship, Fort Davis, Benning, Capitol View, Palisades, and Southwest. This confirms the fact that new branches add to the Central Library workload rather than diminish it.

The interlibrary loan figures given above reflect only loans involving reserves. They do not include over-the-counter service to other libraries in the city, which constitutes the bulk of this work; nor do they include loans involving correspondence.

Clerical Assistant, Business Division, GS–3.—A Clerical Assistant is needed in the Business Division to perform clerical routines now requiring approximately 40 hours a week. Help assigned on a temporary basis takes care of some of this work but it still requires about 25 hours a week of a professional librarian's time to perform the rest.

The clerical chores include the following: checking in magazines and returning them to the shelves; checking in and filing services (such as *Automation Reporter; District of Columbia Tax Reporter; Federal Tax Guide Reports; Funk and Scott Index; Life Insurance Planning;* Moody's *Bond Survey, Stock Survey, Insurance Stocks, Manual Supplements* (Banks, Industrials, Governments, Public Utilities, Transportation); *Overseas Business Reports;* Poor's *Bond Outlook, Investment Advisory Service,* and *Outlook; Postal Manual; Real Estate Service; Road Maps of Industry;* Standard and Poor's *Industry Surveys, Listed Stock Reports, Over the Counter Reports, Corproation Descriptions, Corporation Records Daily News,* and *Statistics; United Business Service; Value Line; Weekly Desk Sheet of Business Trends*); refiling material in the vertical files; checking the catlog and order drawer in connection with book ordering and typing, dating, adding and filing; checking in books, adding them to the shelflist, and filing slips for books received; checking books returned from the Bindery on the shelflist; removing from the shelflist books that are withdrawn from the collection.

As a result of having to devote time to clerical chores, the professional librarians must neglect an equivalent amount of professional work necessary to rendering effective public service, such as book reviewing and selection, weeding the collection of outdated material, preparation of new reading lists and revision of existing ones. A Clerical Assistant should be provided to free the higher-salaries librarians to perform their professional duties.

Clerical Assistant, Coordinator Central Library Reference Service, GS–3.—The Coordinator Central Library Reference Service is responsible for coordinating the reference and bibliographic work of the Central Library and is responsible for reference questions which overlap two or more subject divisions.

One of her major responsibilities is furnishing reference service to officials of the D.C. Government. In some cases these requests involve collecting background material on particular subjects, compiling statistics, searching for items in newspapers, and identifying books and periodical references. Frequently these questions require typing, going through newspapers and magazines, making Xerox or microprint copies of articles, telephoning to branches to locate copies, charging and sending out packages of material, etc. The clerical chores involved should be done by a clerical assistant, under supervision, to relieve the Coordinator's workload.

The Coordinator handles interlibrary loan correspondence, and each item requires several pieces of mail, including request, report, notice of return, and handling of package. She selects all microfilm and miroprint and also duplicate copies of circulating books that are needed to fill reserves for the Central Library

and branches. The latter requires frequent checking of reserve files and order files as well as preparing orders and keeping records.

The Coordinator supervises preparation of bibliographies and reading lists involving more than one division. When slips for such lists are turned over to her they must be checked against the catalogs for correctness of entry and call number, and sometimes require retyping.

She conducts correspondence on questions of information, library holdings, interlibrary loan policies, etc., which require typing. Questionnaires, annual and special reports, also have to be typed.

An assistant to take care of he many clerical routines involved in the above duties would mean that the Coordinator would have much more time, with fewer interruptions, to devote to her professional responsibilities, including work on reference problems, consultation with division chiefs and branch librarians, staff training, etc.

A clerical assistant could also be trained to assist readers in the use of microfilm and microprint machines, and also to use the Reader Printer to make copies from microfilm. This would save the time of the professional staff working at the General Reference Desk.

Comparison of 1967 request with 1966 operation

	1966 available	1967 House allowance	Restoration requested	1967 total
Readers' adviser, Biography Division	1		1	2
Clerical assistant, central librarian			1	1
Clerical assistant, central reserves			1	1
Clerical assitant, Business Division			1	1
Clerical assistant, coordinator, Central Library reference service			1	1

PREPARED STATEMENT

Senator BYRD. Mr. Harry N. Peterson, director.

Mr. Peterson, go right ahead.

Mr. PETERSON. Good morning, Mr. Chairman.

May I present Mrs. Catherine M. Houck on my right. She is the associate director.

And Miss Frances W. Shibley, the budget officer, whom you know.

Mr. Chairman, I have a general statement which I should like to submit for the record. I also have a supplementary statement which I was going to read, but I think if the Chair will grant me permission to put it in the record in the interest of saving time, perhaps I should do that.

Senator BYRD. That will be done.

(The statement follows:)

The Public Library of the District of Columbia was created by Act of Congress as a supplement to the Public educational system of the District. Accordingly, the D.C. Public Library assists public, parochial, and private grade school, high school, and college students in their formal education by making available books, periodicals, etc., needed in connection with their school work and also for extracurricular reading. The Public Library furnishes the books and other materials needed for the continuing education of those whose formal education is over. For those who have never been to college it is a "university of the people." Also served are the municipal offices and departments; educational, health, and welfare agencies; social groups; churches; business enterprises; labor organizations; clubs; and civic organizations. Reference, advisory research, and bibliographic assistance is provided on all of these levels. Recreational reading is available for everyone. These services may be summed up by the following public library objectives: (1) education, (2) information, (3) research, (4) cultural enrichment, and (5) recreation.

The Public Library system consists of the Administrative Headquarters and Processing Departments, the Buildings and Grounds Department of the Public

Library, and the following public service agencies: The Central Library, 18 branches, and the Extension Department, which includes 2 Bookmobiles and the Schools Division.

The Public Library Management Improvement Program was inaugurated in 1947 to obtain the best possible return on the tax dollar invested in the Public Library. Every effort is made to improve service, increase efficiency, eliminate waste, and reduce costs. The search for better methods, improved practices, and effective procedures is a continuous one. The program covers such matters as administrative organization, the improvement and extension of existing services, and the development of new services. Improvements have resulted from the assignment of personnel according to work loads; the grouping of related functions; the standardization of processes, procedures, and equipment; the centralization of certain activities; work simplification; time studies; surveys; job analyses and redefinition of duties; attendance and occupancy counts; spot checks of services; and forms aanlysis.

Building planning and the arrangement of services are also factors in efficient and economical administration. Example: by removing a nonbearing wall in the Central Library it was possible to juxtapose the Literature and Fiction Divisions and staff them with five people instead of six. Construction and operation expenditures can be reduced by sound planning. It costs considerably less to build and to staff a modern, open plan, functional building than it does a traditional building, with a number of fixed partitions.

Below are examples of improvements in services which have been carried out in recent years. A project to reclassify the book collection from the Cutter system to the Dewey Decimal was undertaken. The Central Library was reorganized on a completely open-shelf subject-divisional plan. The Washingtoniana Division public service schedule was extended to a full 72 hours weekly. Hours of service for young adults were increased in the Central Library. The Central Library Children's Room schedule was changed from 54 to 72 hours a week in order to give better service to parents and teachers, as well as to children. Extension functions were reorganized making it possible to serve District of Columbia welfare and penal institutions. The educational film service was established. Savings made it possible to circulate music, language, literature, dictation, and other records for home use. The Acquisitions, Catalog, and Preparations Departments were consolidated into a single Technical Processes Department thus expediting the processing of new books and the reclassification of old ones. Modifications in operations have saved much repetitive typing and proofreading. Branch circulation desks and service arrangements have been standardized in order to use time and materials to the best advantage. Bulk mailing of over-due notices has made it possible to handle an increased volume without additional funds for this purpose. It is gratifying that these efforts to increase efficiency have been recognized. Over the years the Chairmen and members of the Subcommittees on Appropriations have been very complimentary regarding the efficiency of Public Library operations.

In this general connection, it should be noticed that the Library absorbs increased costs whenever possible. For example, the Library adjusts its estimate for within-grade salary advancements each year, to reflect any saving due to turnover. In preparing this estimate, the positions are reviewed to take account of things that would affect the estimates such as promotions, resignations, and types of jobs in which there is frequent turnover with no within-grades being paid. The Library also absorbs numerous other personnel compensation items, such as night differential, overtime, holiday pay, terminal leave, etc. In fiscal 1966 these amounted to over $90,000.

SUPPLEMENT TO D.C. PUBLIC LIBRARY GENERAL STATEMENT, 1967,

(By Harry N. Peterson, Director)

SEPTEMBER 29, 1966.

A general statement regarding the 1967 budget request has been submitted. Unless the Chairman wishes me to do so, I shall not read it as, I presume, it will be made a part of the record. I should, however, like to add this supplementary statement.

The 1967 budget request for the D.C. Public Library, as presented to the House, included 35 new positions. Of these, 9 were requested last year but disallowed.

The 35 positions requested are in the following categories:

Staffing and maintenance of new construction	5
Workload increases	22
Improved services	8

The "new construction" is the new Chevy Chase Branch. This building will be completed in March 1967.

Twenty-two positions were for workload increases we already have to face.

Of the 35 positions requested, the House allowed 11, as follows:

Chevy Chase Branch	5
Branch supervisor, administration	1
Administration, clerk-typist	1
Book selection assistant, Children's Service	1
Adviser, central children's room	1
Readers' adviser, Schools Division	1
Page, Schools Division	1

In order to cope with the increased workload, we are asking for a restoration of 11 additional positions:

Administration, library assistant for Coordinator of Adult Service	1
Processing	5
Public service, Central Library	5

The workload increase is pointed up by the numerous discussions which have appeared in professional and other books and periodicals regarding the "information explosion" and its impact on libraries. The April 1966 issue of Reader's Digest [1] included an article on this subject condensed from a previous report in Time. I should like to quote a brief passage:

"Keeping current with new information adds incalculably to a library's problems. In 1965, 20,234 new books and 8,361 new editions of older books were published in the United States—nearly twice the number that came out in 1960. In addition, 20,373 periodicals and newspapers and 80,000 technical reports rained off the presses.

"About 90 percent of all scientists who ever lived are now at work—and most, it seems, are publishing their findings. Today there are about 7,000 journals related to the biomedical sciences alone. Once scientists wrote about physics, chemistry and biology; now they deal with the likes of biochemistry, bioengineering and biophysics. In 1965, just in the field of chemistry, these learned explorers published 6,700 articles every fortnight."

The mounting workload is also indicated by increased school and college enrollments. The implications of this for us go back to the Organic Act of Congress which established the D.C. Public Library as a supplement of the public educational system of the District of Columbia.

Congress had recognized the problems facing public libraries on a national scale by approving the Library Services and Construction Act of 1964. The D.C. Public Library is the beneficiary of this legislation through the $183,000 authorized for operations which is being used for books, and $188,000 authorized for capital outlay which is being applied to the new Downtown Central Library project.

Congress has also recognized the needs at the District level by increasing the appropriations for the D.C. Public Library over the years. I am grateful to the Chairman and members of this Committee, past and present, and to the members of Congress for recognizing our needs and appropriating funds to meet them.

The question may be asked, if additional positions are needed for an existing workload, how is the D.C. Public Library coping with the problem. As indicated in the General Statement, part of the answer has been the management improvement program, begun in 1947. Over the years we have saved time by reorganizing the staff; establishing budget and other controls; centralizing functions; pooling staff; using machines to increase production; planning buildings and facilities to reduce staff costs and improve services; and standardizing equipment—to name a few of the techniques employed. While the management program is a continuous one, the opportunities for savings diminish as improvements are carried out.

[1] Pp. 153–155.

As I have indicated in my justification, we have also tried to meet the need for additional help in a given area through temporary assignments, as funds and workloads elsewhere permit. However, this, too, is becoming increasingly difficult to do.

In other cases we have to let work, that should desirably be completed currently, accumulate until later when it can be handled as a summer or other special project.

During the past years the D.C. Public Library has also been helped by the assignment of 71 students and unemployed heads of needy families under the Anti-Poverty Program. On the basis of a 40-hour week, these 71 people equaled 27.62 or a little over 27½ full time equivalents. These workers were of great assistance to the Library (just as they themselves were benefited through the program) by performing clerical and other duties. On the other hand, they cannot take the place of professional and regular clerical assistants, needed to carry out the Library's objectives, as the work they can perform is somewhat limited. Furthermore, there is a certain amount of turnover, which adds to the staff time needed for training and supervision.

In discussing the request for personnel, attention is invited to the fact that as of August 31, 1966 there were 3 vacancies out of a total staff of 506. These vacancies are in the West End Branch staff and will be filled by the time the branch opens this Fall.

PERSONNEL RESTORATION REQUESTS

Senator BYRD. Now address yourself to the justification for the 11 positions.

Mr. PETERSON. Yes, sir.

The 11 positions for which we are asking restoration appear on page B–32. I will not read the list inasmuch as they are a part of the record, but I should like to begin with the first one in administration, which is a GS–4 position, and the amount requested is $2,498. On an annual basis this would amount to $4,996.

ASSISTANT FOR OFFICE OF COORDINATOR OF ADULT SERVICE

This is for an assistant in the Office of the Coordinator of Adult Service, and is needed to handle bibliographic details in connection with processing the reading lists produced by the Public Library, checking our holdings, processing gift books, and other related matters.

One of the chores performed by this person is the handling of books in reserve stock. In this connection I think I should note that the Library maintains a stock of books made up of gifts that are not required for immediate use and books that may have been popular at one time but are no longer in demand, or at least do not have the peak demand they once had. Anything that is not now required is kept in reserve stock, providing it is a worthy title, and then used to fill out collections in the branches as needed. We also use these collections to help us establish collections in new branch buildings.

Incidentally, this is the first position of its kind that we have requested.

HOUSE ALLOWANCE

Senator BYRD. Was it requested before the House?

Mr. PETERSON. Yes, sir, it was. All of the positions that I have on the list were requested before the House, but were not allowed.

Senator BYRD. How many positions did the House add this year?

Mr. PETERSON. Eleven, sir.

Senator BYRD. The House allowed 11?

Mr. PETERSON. Yes, sir.

We asked for a total of 35 positions; the House allowed 11.

Senator BYRD. And you are appealing 11?

Mr. PETERSON. Another 11, yes, sir.

There are 13 positions that we had requested before the House but did not include in the restoration request because we were asked by the Budget Office to limit our request for restorations.

The assistant requested would take care of work in connection with book lists and other bibliographies that are prepared.

Senator BYRD. We have all this that you are reading from.

Mr. PETERSON. All right, sir.

Senator BYRD. Why do you not move on to the next position?

Mr. PETERSON. Yes, sir.

Senator BYRD. Tell us in your own words why you need it.

Mr. PETERSON. Yes, sir.

ACQUISITIONS DIVISION PERSONNEL

The next is a group of positions relating to processing; the supervisor of bibliographic work, an assistant supervisor of accessions, and a serials assistant in the Acquisitions Division, and two assistants in the Catalog Division.

SUPERVISOR OF BIBLIOGRAPHIC WORK

The supervisor of bibliographic work is a GS–7 position, which would call for $3,390 in this current budget and, on an annual basis, $6,780. This position is needed, as I have indicated, to take care of one of the most important jobs we have in the Acquisitions Division of the Library, and that is to ascertain that bibliographic information is correct before we order books. If this is not correct there is a danger getting duplicates that are not needed. This could involve a great deal of correspondence. If not prevented or corrected it could result in a deterioration in public service.

Senator BYRD. Are these positions under processing tied in with your GS–4 library assistant positions?

ADMINISTRATION

Mr. PETERSON. They are and they are not. The organization is set up on this basis: In the administrative department the coordinator of adult service has overall responsibility for the supervision of reference work, book selection, reading lists, all of which are major library functions.

The processing department orders, catalogs, and prepares for public service the materials that are needed to take care of public service requirements.

The coordinators supervise the overall book selection by the central library and branch staffs; in contrast, the processing department takes care of the mechanics of ordering the materials; sees that we get the right items according to the orders; makes sure that we are correctly billed, that the books are all properly cataloged or indexed, and that they are physically prepared so that they will stand up in public service.

ASSISTANT SUPERVISOR OF ACCESSIONS

Senator BYRD. Let's move to the next item.

Mr. PETERSON. The assistant supervisor of accessions, a GS–4 position with the pay requirement for this year of $2,498, and $4,996 on an annual basis, is needed for the Acquisitions Division also. This is a job that involves the receipt of books, checking the books as they come in to make sure that the proper title has been supplied, the edition is correct, and so on.

To show how this workload has increased, I have included the statistical comparison between 1959, when we accessioned 86,951 books, and 1965 when we added 206,886 books, an increase of 138 percent. We had an increase of 7 percent in personnel in processing. The five we are requesting for processing would represent an 8-percent increase in personnel.

SERIALS ASSISTANT

The serials assistant is a GS–3 position requiring $2,236, or $4,472 on a full-year basis. I should define "serial," so the job requirement will be better understood. A serial is a publication that is issued in successive parts, usually at regular intervals, and as a rule intended to be continued indefinitely—examples include periodicals; newspapers; annuals, such as reports, yearbooks, etc.; proceedings; and transactions. To show how this workload has increased, I noted that the number of newspaper subscriptions we had in 1959 was 48 and in 1966 it was 83, a 73 percent increase. The number of periodical subscriptions went from 2,400 in 1959 to over 4,000 in 1966, an increase of 69 percent, and if we take into account the number of copies handled, we estimate 55,000 copies of periodicals were processed in 1959, as opposed to 94,000 copies in 1966, an increase of 70 percent.

CATALOG DIVISION ASSISTANTS

The next two positions requested are for two Catalog Division assistants at $2,498 each, a total of $4,996, or $9,992 on an annual basis.

To illustrate how the workload has gone up, I invite attention to the statistical tabulation that we have offered in this connection.

Books added in 1959 totaled 80,000. In 1966 there were 211,000, an increase of 163 percent.

New titles cataloged went from 8,500 to 18,000, an increase of 111 percent.

Catalog cards prepared went from 157,000 in 1959 to 487,000 in 1966, an increase of 209 percent, and catalog cards filed went from 112,000 in 1959 to 197,000 in 1966, an increase of 76 percent.

Senator BYRD. We can read this.

Mr. PETERSON. I thought you might want to ask some questions on this. In any case these are the positions that are required in the processing department.

READERS' ADVISER FOR BIOGRAPHY DIVISION

The next group of positions relates to the public service in the Central Library. We need five, a total of $12,502. The justification on an overall basis is noted on pages B–38 and B–39. The first position is a readers' adviser, GS–9, at $3,558 for the Biography Division.

This position is needed because there is only one professional assistant in the Biography Division, the Chief of the Division. This means that in order to cover the 72 hours that the Library is open, it is necessary to draw from the history department, which is very busy. Incidentally, the 40 hours a week worked by the one professional assistant is reduced to 36 hours because of annual and sick leave. This means, in the last analysis, that not more than 7 hours a week are left to each of the staff for work behind the scenes. In any library there is a considerable amount of back work, such as checking reviews, selecting books for order, keeping records, and so on.

In order to accomplish our mission and to take care of increased reference requirements, we need at least this one position in the Biography Division to augment the present staff. On page B–40 I have noted the increase in new titles published in the field of biography, history, government, and geography as an indication of increased workload. In 1959 there were over 2,000 titles and in 1965 there were 3,250, an increase of 57 percent.

Clerical Assistant for Central Librarian

The next is a clerical assistant, GS–3, for the Central Librarian. The cost for this year is $2,236. The annual cost would be $4,772. The Central Librarian's job, as might be imagined, is an important management position. In administering this public service agency, she supervises over 100 employees, both professional and nonprofessional. She exercises control of 14 subject and other divisions, the circulation department, and the stacks division. She has to take care of staff records and schedules. The person requested would perform the clerical duties in this connection, arrange for meetings, serve as an information center for the staff regarding policy and operational details. She would also maintain files, do the typing, filing, and so on.

The Central Librarian has no assigned position to perform these duties. At present we have to find temporary help for this, as we do in many other instances. It is not a satisfactory arrangement. We should have a full-time position on a permanent basis.

Clerical Assistant, Central Reserves

A clerical assistant, GS–3, at $2,236, is needed for the Central reserves. I think that this need is demonstrated in the statistical comparison at the bottom of page B–40.

In 1959, almost 35,000 reserves were filled; in 1966, over 66,000, an increase of 89 percent. Interlibrary loan requests filled totaled 672 in 1959, and 3,535 in 1966, an increase of 426 percent.

Nonincrease of Positions

Senator Byrd. What is the position increase in those 7 years?
Mr. Peterson. We haven't had any as far back as 1952.
Senator Byrd. When you say you haven't had any since 1952——
Mr. Peterson. Any increase, that is.
Senator Byrd. In the number of positions?
Mr. Peterson. Yes, sir.
Senator Byrd. This is in the area we are discussing now?

Mr. PETERSON. Yes, sir.

I think I should also note that requests filled to meet branch needs rose from 18,000-plus in 1959 to over 47,000 in 1966, an increase of 155 percent. I bring this up because this bears out a point that I have made over the years, and that is that the addition of branches to the library system does not reduce the workload at the Central Library. Actually, it means an increase in that workload. This is true, not only in connection with this particular position, but also with respect to the professional positions, including the biography adviser that I talked about a moment ago. The reason is that, while a branch can take care of most of the needs of the people living in the vicinity of the branch, within a mile to a mile-and-a-half radius, there are limitations as to what a branch can do. Even with a book collection of 60,000 volumes, a branch can't compare in variety and scope with the more than 400,000 volumes in the Central Library. Furthermore, branch advisors are not, like the Central Library staff, specialists in business, economics, science, technology, history, biography, or whatever the subject may be.

CLERICAL ASSISTANT, BUSINESS DIVISION

The clerical assistant for the Business Division is a GS–3, $2,236, for which the annual cost would be $4,472. This person is needed to do the clerical work required in the Business Division, which is one of the busiest in the Central Library, and free the professional librarian to perform duties that are more appropriate to his background and training. The professional librarian can then devote his time fully to professional work, helping the public, answering questions, doing research and necessary back work in connection with book selection, and so on.

I have listed the various kinds of clerical work that the assistant would perform. As you have indicated, there is no need to read the items since they appear on page B–41.

But if the professional person does have this kind of relief he will be able to devote more time to book reviewing, book selection, weeding of the collection, getting rid of out-of-date material, and doing a better job in public service.

CLERICAL ASSISTANT FOR COORDINATOR, CENTRAL LIBRARY REFERENCE SERVICE

The clerical assistant for the Coordinator, Central Library Reference Service, is a GS–3 position costing $2,236 this year and $4,472 annually.

The Coordinator of Central Library Reference Service is an exceedingly important job, particularly because of the divisional arrangement of services. Incidentially, this arrangement is typical of the large public libraries throughout the country. Under the subject divisional plan, services are organized by the categories I mentioned—business, science, history, et cetera—and all related materials are brought together: books; periodicals; maps, where appropriate; recordings; films, where appropriate; pamphlets; periodicals; and documents. In other words all materials on a given subject are pulled together in one area irrespective of the form in which they are published, in order to provide the answers to the questions relating to that subject.

Senator BYRD. Would any of these positions be utilized in staffing new construction?

Mr. PETERSON. No, sir; we were given those positions by the House. The Chevy Chase branch staff is the case in point. The 11 positions requested are intended to meet the increased workload. In any event, to get back to the Coordinator of Central Library Reference Services, this position is necessary to coordinate work of the subject divisions to avoid having a disjointed service. There are many subjects that overlap several divisions. The subject of Communism, to use an illustration, might be considered from an historical point of view, from the economics point of view, and several others. Incidentally, the library publishes a book list, "The Case Against Communism," and this has to be coordinated to bring together materials from the various subject divisions involved.

IMPROVEMENT OF BOOK COLLECTION

Senator BYRD. What improvement has been made over the past year in the expanding and updating of your library book program?

Mr. PETERSON. There has been a definite improvement, largely because of the increased funds that we have received from Congress and also because of the money that we have received under the Library Services and Construction Act. The latter amounts to roughly $182,000, which we have applied to books.

The improvements resulting from this have been the enrichment of the book collection and other resources; the expansion of the foreign language collection; the further development of the branch collections. Thanks to these funds the desirable goal of 60,000 volumes needed in the branches will be reached sooner than would otherwise be possible.

We have also been able to buy more periodicals, documents, microtexts and recordings, and educational motion picture films than we had been able to get before. We have acquired and developed a collection of readable books for the newly literate adults as part of the antipoverty program, thanks to the additional money that we had from the two sources mentioned.

BOOK FUNDS AVAILABLE

Senator BYRD. How much is in the House bill for this purpose and how does it compare with fiscal 1966?

Mr. PETERSON. The House did not give us any increase in this category. There has been no increase in the book fund in 1967. Our increases in book funds have been as follows: In 1964 we had a base amount of $369,122. In 1965 the base was increased, thanks to the action of this committee by $92,000 and we also received $7,500 additional for operating book funds for the new southwest branch. That year for the first time, we obtained $182,892 from the Library Services and Construction Act, making a total of $651,514, not including $2,075, which was given to us under the Library Services and Construction Act as a supplemental allotment. I didn't include that in the figures because it is a variable.

In 1966 our base was $468,622 and we then were given $10,000 for the operating book fund for the new West End Branch, making our

base $478,622, to which was added $182,892 from LSCA, totaling $661,514, not including $1,109 allotted as an LSCA supplemental. For fiscal year 1967, we have the same base amount of $478,622, and adding the $182,892 from LSCA, we again have a total of $661,514. So far, no supplemental money has been given under the LSCA.

Senator BYRD. How much has been the Federal grant from HEW to assist that program?

Mr. PETERSON. $182,892 in the operating fund. In title II we have roughly $188,000 for capital outlay and that is applied to the new downtown library project.

SCHOOLS DIVISION SERVICE TO CLASSROOMS

Senator BYRD. To what extent does your schools division send books and other materials to the public, private and parochial schools?

Mr. PETERSON. We send books to all the elementary schools and to many of the junior high schools in the public schools system. We also send them to the private and parochial schools, as well. The collections consist of one or more books per child in each of the classrooms served. They are sent out four times a year during the school year, beginning in September when the school year starts and ending in May, so that each collection is retained for roughly 2 months. In addition to these collections, we also send out other items as requested by the teachers, special study materials as well as extracurricular reading.

Senator BYRD. Are these material supplied only at the request of teachers?

Mr. PETERSON. Yes, sir, and as I said, at the elementary level, all of the public schools get this service regardless of whether they have school libraries or not. The additional materials, of course, also have to be supplied at the request of the teachers because we don't know what their needs are until they voice them.

MICROFILM AND RECORDINGS

Senator BYRD. What is the justification for purchasing more phonograph records and more materials and microfilm?

Mr. PETERSON. Well, we can obtain on microfilm materials that we could not otherwise get. This helps develop the collection. As an illustration, we can purchase bibliographies, such as Sabin and others, on microfilm that are no longer in print, this serves to enrich the collection, and enables the library to give better reference service. We are also able to develop larger holdings of periodicals by getting them on microfilm than we could in printed form. By this means we can plan a program, for instance, to develop resources that would otherwise be wholly beyond our capability.

Another benefit from microfilm is that it serves to make space go farther; for instance in the Central Library building, which has only 49,000 square feet and is woefully inadequate, about one-eighth the size it should be, we could not possibly house full files of the National Intelligencer, the Evening Star, Washington Post, etc. Thanks to microfilm, we now have complete files of all of them. It may interest the chairman to know the procedure followed. First we checked to see how far back we would have to keep the original editions, and

found that they would have to be retained for periods varying from 3 to 5 years, because we would not have enough reading machines or enough staff to meet demands if everything were converted to film. Beyond that, going back, the items are on film. When I came to this library, we had the New York Times Index, but not the New York Times. As a result of a gradual program of acquisition we now have a complete file of the New York Times on microfilm.

With respect to recordings, these have an application to library work in many ways. The most obvious are music recordings, and we have a considerable collection of such recordings in the Central Library and in the branches. But recordings also include other educational materials. For instance, foreign language study is frequently based on appropriate records such as the Holt series. Readings from Shakespeare, poetry readings, and other literary recordings are also an adjunct to the educational program. But we have other recordings, too. A person wanting to learn stenography can get dictation records at various speeds. A member of the District government staff recently asked for these to help in developing speed. We also have sound effects, insect noises, and Morse Code records. Recordings are important resources of the library and increase its service potentials.

CAPITAL OUTLAY RESTORATION REQUESTS

Air-Conditioning for Branches

PROJECT 1123

$297,000 (plans and specifications $27,000, construction $270,000)
(Restoration request)

The Commissioners recently adopted a policy of air-conditioning certain categories of new buildings and to start a program to air-condition existing buildings in the same categories. Public libraries are included in the list of buildings to be air-conditioned. At the present time no Public Library building is air-conditioned. However, the new West End Branch, now nearing completion, and the new Chevy Chase Branch, now under construction, will be air-conditioned.

The branches for which air conditioning is requested in 1967 are already provided with permanent features of air conditioning for later installation of cooling equipment: Anacostia, Capital View, Cleveland Park, Palisades, and Southwest.

Restoration of funds for air-conditioning of these five branches is urgently needed. There have been numerous complaints from the public because Public Library buildings are not air-conditioned. Many readers who are obliged to spend extended periods of time doing reference and research work find it difficult to accomplish their assignments under present conditions.

The following tabulation for the period June 26–September 3, 1966 shows four temperature ranges, the number of days on which these temperatures occurred, and the peak temperatures reached in each of these branches.

Branch	77°–79°	80°–84°	85°–89°	90° and over	Peak (degrees)	Total number of days
Anacostia		9	28	21	99	[1] 58
Capitol View		6	33	20	92	59
Cleveland Park		1	35	22	96	[1] 58
Palisades	8	35	15		88	[1] 58
Southwest		7	30	20	94	[2] 57

[1] No reading for Saturday, July 9.
[2] No reading for Friday, July 8, and Saturday, July 9.

The installation of air-conditioning equipment will increase the use of Library facilities during the summer months. It will also increase the productiveness

of the staff. As a result, greater benefit will be derived from the tax dollar invested in this service.

AIR CONDITIONING FOR FIVE BRANCHES

Senator BYRD. Address yourself to the restoration requests for capital outlay.

Mr. PETERSON. In capital outlay, the House allowed us $50,000 for preliminary work in connection with the construction of the new downtown Central Library building. The money requested for a branch at Seventh and S Streets was disallowed. We are not requesting restoration of the site money, but we are asking for $297,000 for the air conditioning of five branches. This breaks down into $27,000 for plans and specifications and $270,000 for construction. The branches are Anacostia, Capitol View, Cleveland Park, Palisades, and Southwest. These branches have the permanent features of air-conditioning equipment so that we can readily install the cooling units, if Congress allows the money to make this installation.

In other words, these buildings were designed for air conditioning but it was not put in because at the time they were built it was the District Commissioners' policy not to seek air conditioning for these buildings. However, the present Board of Commissioners has changed this policy and has set up an air-conditioning program for District buildings, which includes the library.

The public library, however, at present does not have any air-conditioned buildings. The only air-conditioned building we occupy is 499 Pennsylvania Avenue, where the headquarters and processing department are located. This is a multiple occupancy building which also houses the District of Columbia Welfare Department headquarters, and the District of Columbia procurement and District of Columbia personnel offices. Our first air-conditioned branch will be the West End branch which is now nearing completion and should be made available to us some time this fall; and the second air-conditioned building will be the new Chevy Chase branch which is now under construction and presumably will be completed next spring.

The air conditioning of these units is the first phase of the program; there are other branches for which we will request air conditioning later, if Congress approves this request. The problem we face is illustrated, I think, by the temperature readings which are shown on page J–23. These readings, for the period of June 26 to September 3, 1966, are tabulated in four ranges.

As you can see: 77° to 79°; 80° to 84°; 85° to 89°; and 90° and over. The table indicates the number of days the temperature registered in each category:

Branch	77°–79°	80°–84°	85°–89°	90° and over	Peak (degrees)	Total number of days
Anacostia		9	28	21	99	[1] 58
Capitol View		6	33	20	92	59
Cleveland Park		1	35	22	96	[1] 58
Palisades	8	35	15		88	[1] 58
Southwest		7	30	20	94	[2] 57

[1] No reading for Saturday, July 9.
[2] No reading for Friday, July 8, and Saturday, July 9.

We think this demonstrates that there is a need for air conditioning these buildings, especially in a climate like Washington. If the

buildings are air-conditioned, if Congress can find the money and will give it to us for this purpose, we will be protecting the investment of money that has gone into these agencies because their use will then be far greater during the summer.

Senator BYRD. It also increases the productiveness of the staff.

Mr. PETERSON. Yes, sir. Incidentally, we have had a great many complaints from the public—and some from the staff, too, I must confess.

Senator BYRD. Do you have any questions, Senator Tydings?

Senator TYDING: No; no questions.

Senator BYRD. Thank you very much, Mr. Peterson, for your very fine statement.

Mr. PETERSON. Thank you, sir.

Senator BYRD. I insert at this point in the record a letter from Senator Bible.

(The letter follows:)

U.S. SENATE,
COMMITTEE ON APPROPRIATIONS,
October 4, 1966.

HON. ROBERT C. BYRD,
Chairman, District of Columbia Subcommittee, Committee on Appropriations, U.S. Senate, Washington, D.C.

DEAR MR. CHAIRMAN: I am writing to you relative to the appropriation for the District of Columbia Library System for F.Y. 1967. I am very interested in this agency as I believe that it is efficiently operated and performs an outstanding service for the people of the District of Columbia.

In studying the House Appropriation Committee Report on this item, I note that the budget request for the Public Library has been reduced and that the House denied eleven positions, as well as $297,000 for the installation of air conditioning equipment in several of the library buildings which already have the duct work installed.

I am informed that the Library is appealing for the restoration of $28,120 in order to provide for the eleven needed positions for the balance of the fiscal year; and is also appealing for the restoration of $297,000 for air conditioning equipment. As you know, this latter amount will take care of air conditioning five of the branches: Anacostia, Capitol View, Cleveland Park, Palisades and Southwest. I believe that you will agree that completion of the air conditioning systems in these five buildings will be a giant step forward in increasing the use of these five branches, particularly during the hot summer months. Such will also increase the productiveness of the staffs.

With regard to the reduction in the personnel requests for the Library, I hope these eleven positions can be provided by restoring $28,120, which is the amount needed for the balance of this fiscal year. I have no hesitancy in recommending this increase in personnel as over the years I have noted that the D.C. Public Library is efficiently operated and therefore I am convinced that no request for additional personnel would be made unless such were greatly needed.

I request that this letter be made a part of your hearing record and assure you that your sympathetic consideration of this request will be appreciated.

Cordially,

ALAN BIBLE.

DEPARTMENT OF VOCATIONAL REHABILITATION

NORMAN W. PIERSON, DIRECTOR; LEONARD HILL, DEPUTY DIRECTOR; KENNETH W. McCOMB, EXECUTIVE ASSISTANT TO THE DIRECTOR

HOUSE ALLOWANCE AND RESTORATION REQUEST

Senator BYRD. The Department of Vocational Rehabilitation.

The fiscal year 1967 estimate is $829,100. The House allowance is $762,500, a reduction of $66,600.

The restoration request is $40,918.
The justification filed in support thereof will be placed in the record.
(The justification follows:)

Vocational rehabilitation, $40,918

	1967 increases requested	House allowance	Senate amendment requested		
			Restoration	S. Doc. 112	Total
Positions	29	10	10		10
Amount	$122,298	$55,698	$40,918		$40,918

Analysis of amendment requested

Position (grade and title) or item	Number requested	Personal compensation	Personal benefits	Other	Total	Deduct 1968 funding	Net federal funding	Net 1967 request
Administrative services: GS-5 accounting clerk	1	$5,181	$437	$585	$6,203	$2,809	$1,131	$2,263
Industrial operations: GS-9 occupational development specialists	2	14,958	1,186	630	16,774	8,072	2,901	5,801
Mentally retarded:								
GS-10 vocational counselor	1	8,184	642	955	9,781	4,413	1,789	3,579
GS-9 work activities supervisors	2	14,958	1,186	11,816	27,960	8,072	9,320	10,568
Recipients of public assistance:								
GS-7 vocational counselors	3	21,014	1,672		22,686		11,709	10,977
GS-4 clerk transcriber	1	5,577	416		5,993		3,263	2,730
Grants, subsidies, and contributions				19,364	19,364		14,364	5,000
Total	10	69,872	5,539	33,350	108,761	23,366	44,477	40,918

Administrative services, $2,263.—Restoration of funds for a GS-5 Accounting Clerk is necessary to relieve the Budget and Accounting Specialist of many clerical duties. The Budget and Accounting Specialist, to be of assistance to the Director's Office, should be available to work directly with them, and not compelled to do the routine clerical tasks which can be so effectively performed by the above requested clerk. The effectiveness of this proposal can only be measured in terms of added efficiency in the overall operation of the Administrative Services Unit of this agency.

Comparison of 1967 request with 1966 operation

	1966 available	1967 House allowance	Restoration requested	1967 total
Budget and accounting specialist	1			1
Accounting clerk			1	1

Industrial operations, $5,801.—Restoration of two Occupational Development Specialists (GS-9) positions are urgently needed in order to take care of the unique placement needs of the disabled. These officers will be assigned to the U.S. Employment Service to work with their Selective Placement Officers. As the public employment service is geared for mass placement rather than for individual client-centered service, DVR specialists are needed to interpret the individual disabilities and abilities of the clients. As the agency expands its service and comes into contact with more complex disability problems, the vocational counselors cannot adequately perform the dual function of both serving the needs of seriously disabled individuals and performing placement functions. The assignment of two Occupational Development Specialists to these tasks offers the promise of an employment outlet for the "hard-to-place" client who has not, up to the present, been successfully rehabilitated.

Comparison of 1967 request with 1966 operation

	1966 available	1967 House allowance	Restoration requested	1967 total
Occupational development officer	1			1
Occupational development specialist			2	2

Mentally retarded, $14,147.—Restoration of funds for one GS–10 vocational conselor and two GS–9 work activities supervisors is requested.

Over the period of years during which this Department has operated a vocational rehabilitation program at the D.C. Children's Center, it has always been acknowledged that it is neither practical nor desirable to usurp the role, functions and responsibilities of the institution. However, there has been little opportunity for the Center to develop and implement the necessary programs. Both the administration of the Children's Center and of the Department of Vocational Rehabilitation are cognizant that without services of this type currently being conducted and proposed successful rehabilitation will continue to be an illusive goal for many residents. Based on several years of rewarding inter-agency cooperation, it has been agreed that the Department will develop and test a vocationally oriented program of rehabilitation services tailored to meet the needs of the residents of the institution. It has been planned that as these programs become operational and prove successful many phases will be assumed, at least in part, by the institution.

The first positive step to be taked toward the accomplishment of this goal has been the proposal to establish a team of work activities supervisors to be composed of staff members of both this Department and of the Children's Center. The establishment of this team will enable us to continue and increase the effectiveness of the rehabilitation program at the Children's Center. The Work Actitivies Supervisors will provide intensive vocational aptitude testing, training and job try-outs, both within the institution and in the vicinity of the institution. Working together as a team will allow for adequate coverage of the many scattered sites to be used for testing, training, and trial work experiences of the residents.

It has been agreed that the Department will establish two positions for work activity supervisors who will provide the leadership, knowledge, and skill necessary in developing and implementing a program of this type. They will serve as supervisors for a core of four work activity supervisors to be established by the Center and will be responsible for planning, evaluation and the proper administration of the program. It is estimated that this coverage will allow approximately 80 to 100 residents to participate in these activities at any one time.

Inasmuch as this proposal is a cooperative one between the Department of Public Welfare and the Department of Vocational Rehabilitation, designed to carry out a planned joint attack on a common problem through interagency sharing, (the Department of Public Welfare's request for four positions was approved), it is requested that funds for these two positions be restored so the proposed program can be carried out.

Comparison of 1967 request with 1966 operation

	1966 available	1967 House allowance	Restoration requested	1967 total
Supervisory vocational counselor	1			1
Vocational counselor			1	1
Work activities supervisors			2	2
Vocational counselor	1			1
Vocational counselor	1			1
Clerk-transcriber	1			1

Recipients of public assistance, $18,707.—Restoration of funds for three vocational counselors positions and one clerk transcriber position as well as $5,000 for grants, subsidies and contributions is requested.

The purpose of increasing the staff to serve public assistance clients is to reduce dependency and return to gainful employment as many recipients as possible by providing specialized rehabilitation services. During a twelve (12)

month period 1,366 cases were referred to DVR by PAD, but because of insufficient staff and funds, only 236 recipients could be provided with rehabilitation services, with the result that 32 persons (14%) were placed in employment and removed from the PAD rolls. It is estimated that with additional staff, at least 14% of those not accepted could have been given similar benefits, at a monthly savings of $17,064 per month or $204,768 in one year. Their earnings might have reached $39,500 per month or $484,000 per year as opposed to the heavy burden of supporting those 1,130 persons who remain on public assistance.

Comparison of 1967 request with 1966 operation

	1966 available	1967 House allowance	Restoration requested	1967 total
Vocational counselor	1			1
Do	1			1
Do	4			4
Do			3	3
Clerk-transcriber	3			3
Do			1	1

DEPENDENCY REDUCTION

Senator BYRD. Mr. Pierson, you may proceed.

Mr. PIERSON. Mr. Chairman, we appreciate the opportunity to appear before your committee. In the interest of time we have not prepared a general statement.

I would like, if you will permit, to make just a few rather introductory remarks.

The sole purpose of our agency is to reduce dependency as a result of disability caused by accidents, chronic illness, and so forth. We feel we were most successful in accomplishing this objective last year, as disabilities and return to work. Of this number, 649 were receiving disabilities and return to work. Of this number 649 were receiving varied forms of either public assistance or care by public institutions.

Senator BYRD. When you say they returned to work, what do you mean by that? That they returned temporarily or permanently?

Mr. PIERSON. Mostly permanent but a few temporary or part time, no doubt.

Senator BYRD. Do you have some statistics on this point?

Mr. PIERSON. I can tell you by categories of work, if this would answer your question.

WORK RETURN STATISTICS

Senator BYRD. Could you supply for the record statistics which would show the permanency of this return to work?

Mr. PIERSON. Yes, sir.

Senator BYRD. Would you do that?

Mr. PIERSON. Yes, sir. By category: professional, managerial, semiskilled, and so forth.

Senator BYRD. Very well.

(The statistics follow:)

Work status and type of occupation of 1,742 rehabilitated disabled cases closed during fiscal year 1966

Wage or salaried workers:	
Competitive labor market (Inc. Gov't)	1563
Sheltered workshop	121
Self employed	18
Small Business Enterprise Program	2
Home workers	33
Unpaid home makers (own home)	5
Type of occupation:	
Professional	37
Semi-professional and managerial	68
Clerical and sales	465
Service	589
Skilled	53
Semi-Skilled	106
Unskilled	298
Sheltered workshop	121
Unpaid home maker (own home)	5

Public Dependency Cost Savings

Mr. Pierson. The savings, as a result of rehabilitating persons on public dependency will save somewhere in the general neighborhood of $2.5 million each year. It is estimated the 1,742 rehabilitated will earn $5.5 million each year.

Our purpose in appearing before this committee, Mr. Chairman, is to ask restoration of items that will allow us to continue efforts to prevent public dependency as well as chronic longterm disability. We also ask restoration of one item to strengthen administrative services so that we might better keep abreast of the administrative duties associated with our continuing increased caseload.

House Allowance

Senator Byrd. How many positions did the House provide?

Mr. Pierson. Ten, sir.

Senator Byrd. How many were requested?

Mr. Pierson. Twenty-nine. We are asking restoration of 10. Specifically, first—one job for administrative services. Second—two jobs to help with placement. And finally, seven jobs to help meet a workload in general rehabilitation cases.

With this as introductory remarks, I would be pleased to try to answer any questions you may have, Mr. Chairman.

Recipients of Public Assistance Personnel

Senator Byrd. Address yourself to the four positions under recipients of public assistance. What are these four people going to do?

Mr. Pierson. Three of them are professional counselors and one is a clerical job. For a number of years—3 years to be specific—we received a research and demonstration grant for the purpose of establishing a special vocational counselor unit that was combined with a social worker unit from public welfare. Its purpose was to establish a set of vocational counselor-social worker teams to make early contact with new recipients and through these combined efforts, such teams hopefully could prevent long-term dependency. There were four such

teams. The grant expires this year and we request restoration of the money so we might continue the program. We believe it is as successful a program as last year, as you can read in the record, saving some $45,000 in public assistance costs. This is the item this request is for, sir.

HISTORY OF INDIVIDUALS REMOVED FROM PUBLIC ASSISTANCE ROLLS

Senator BYRD. The justification says that 32 persons were placed in employment and removed from the PAD rolls. Would you supply for the the record information which would indicate the history of these 32, as to whether or not they are still employed?

Mr. PIERSON. Yes, sir.

Senator BYRD. And if not, what portion of the number?

Mr. PIERSON. Be delighted to, sir.

Senator BYRD. Give us the history of each of the 32.

Mr. PIERSON. Yes, sir.

Senator BYRD. Not necessarily by name, but indicate the types of employment.

Mr. PIERSON. And disability?

Senator BYRD. Yes. And whether or not their employment is continuing, whether or not they went back on the welfare rolls.

Mr. PIERSON. I can only supplement my remarks by saying we send the list of all persons we claim to rehabilitate from public assistance to Public Welfare Department for checking each year. The list contains names and addresses. As of June 30th I believe it is safe to say the 32 were still off the relief rolls.

I realize this may not answer your question as specifically as you would like when you ask if they are still in employment. But we will furnish the information for the record.

Sentaor BYRD. And whether or not they are still off the rolls.

Mr. PIERSON. Yes, sir.

(The information follows:)

Code (name)	Sex	Age	Dependents	Monthly amount of grant before closure	Disabilities	Rehabilitation services provided	(Placement) occupation	Weekly salary	PAD status as of Oct. 7, 1966
1	M	26	2	$155	Spontaneous pneumothorax, 2 involving left lung and 1 involving the right.	Medical examination, medical consultation, diagnostic studies, psychological testing, training, transportation, lunches, vocational counseling, selective placement, and followup.	Shade finisher	$75.00	None.
2	F	41	0	61	Uncontrolled diabetes, coronary insufficiency, diminished vision, exogenous obesity.	Medical examination, medical consultation, diagnostic studies, psychological testing, vocational evaluation, counseling, selective placement, followup.	Housemother	50.00	Do.
3	F	21	1	115	Enucleated left eye mentally defective.	Medical examination, medical consultation, diagnostic studies, psychological testing, training, transportation, lunches, selective placement, followup.	Sorter	47.00	Do.
4	F	41	3	148	Extremely poor oral hygiene, slight impairment of hearing, moderate degree of anemia, vaginal discharge, neuropsychiatric symptoms, scoliosis of thoracic spine.	Medical examination, medical consultation, diagnostic studies, transportation, vocational counseling selective placement, followup.	Maid	47.00	Do.
5	M	44	1	36	Unilateral moderately advance pulmonary tuberculosis, inactive; defective vision.	Medical examination, medical consultation, diagnostic studies, vocational evaluation, transportation, selective placement, vocational counseling, and followup.	Clerk	18.00	Do.
6	F	26	1	80	Vascular headaches, diminished vision with presbyopia and astigmatism kidney infection (treated).	Medical examination, medical consultation, diagnostic studies, psychological testing, physical restoration procedures, prevocation evaluation, transportation, selective placement, vocational counseling followup.	File clerk	54.00	Do.
7	M	55	0	70	Residual of a hemilaminectomy of the 5th vertebra on right side and removal of the ruptured lumbosacral disk.	Medical examination, medical consultation, psychological testing, diagnostic studies, training, selective placement, vocational counseling, and followup.	Taxi driver	70.00	Do.
8	F	47	0	80	Atrophic dermatitis; asthma	Medical examination, medical consultation, diagnostic studies, psychological testing, transportation, selective placement, vocational counseling, followup.	Housemother for child care.	60.00	Taken from PAD role March 1966; return to PAD role August 1966.
9	M	39	0	87	Congestive heart failure, myocardial disease with a grade I ejection murmur, diabetes mellitus.	Medical examination, medical consultation, diagnostic studies, psychological testing, work evaluation, transportation and lunches, selective placement, vocational counseling, followup.	Packer	59.60	None.

Code (name)	Sex	Age	De-pendents	Monthly amount of grant before closure	Disabilities	Rehabilitation services provided	(Placement) occupation	Weekly salary	PAD status as of Oct. 7, 1966
10	M	22	2	$161	Residuals of a pericardectomy for constrictive tuberculous pericarditis.	Medical examination, medical consultation, diagnostic evaluation, psychological testing vocational evaluation, training, transportation and lunches, selective placement, vocational counseling and followup.	Tissue culture technician.	$110.00	None.
11	F	46	1	83	Nocturnal epilepsy, convulsive seizures, emotionally disturbed, diminished visual acuity.	Medical examination diagnostic evaluation, selective placement, vocational counseling, and followup.	Salesclerk	32.00	Do.
12	M	53	0	96	Arteriosclerotic heart disease with angina pectoris.	Medical examination, medical consultation, diagnostic evaluation, work evaluation and training, transportation, selective placement, vocational counseling, and followup.	Stripper	60.00	Do.
13	M	56	0	83	Severe edema of the foot and leg with inflammation; and diminished vision.	Medical examination, medical consultation, diagnostic evaluation, psychological testing, physical restoration, transportation, selective placement, vocational counseling, and followup.	Bartender	62.00	Do.
14	F	42	3	99	Rheumatic heart disease with mitral insufficiency, residuals of a thyroidectomy, exogenous obesity.	Medical examination, medical consultation, diagnostic studies, psychological testing, work evaluation, transportation and lunches, on-the-job training, selective placement, occupational clothing, vocational counseling, followup.	Electric assembly benchworker.	64.00	Do.
15	F	50	0	66	Alternating exsotropia with left hemianopsia presbyopia and hyperopia, back pain and digestive symptoms which necessitated a cholecystectomy, exogenous obesity, grade II blowing systolic murmur, 2-plus pitting edema of the lower extremities with severe varicosities and venous insufficient.	Medical examination, medical consulation, diagnostic studies, physical restoration procedures, psychological testing, work evaluation, transportation and lunches, on-the-job training, selective placement, vocational counseling, followup.	Electronic assembler	50.00	Do.
16	F	34	3	172.00	Bronchial asthma, allergies, anemia.	Medical examination, diagnostic procedures, psychological testing, training, maintenance supplementation, books and supplies, transporation, vocational counseling, followup.	Clerk-typist	74.00	Do.
17	F	48	1	125	Presbyopia, head pain radiating to the suboccipital area, palpation and shortness of	Medical examination, medical consultation, psychiatric consultation, psychological testing, diagnostic services, physical restoration	Custodial labor (light)	50.00	Do.

					breath, exogenous obesity, cardiac arrhythmia.	procedures, training, training supplies, supplemental maintenance, transportation, selective placement, vocational counseling, followup.			
18	F	73	0	91	Acute brain syndrome, alcoholism, chronic paranoid schizophrenia.	Medical examination, medical consultation, diagnostic studies, psychological testing, work tryout, transportation, selective placement, vocational counseling, followup.	Cook	79.00	Do.
19	F	28	4	184	Bronchial asthma, gynecological problems, diminished vision, extensive dental caries, acute pyelonephritis.	Medical examination, medical consultation, diagnostic studies, phychiatric consultation, psychological testing, assistance toward high school equivalency diploma training, transportation, maintenance supplementation, selective placement, vocational counseling, followup.	Clerk-typist	80.00	Do.
20	F	43	1	83	Bronchial asthma, residuals of a thyroid glossal cyst and toxic goiter, multiple psychosomatic difficulties.	Medical examination, medical consultation, diagnostic studies, work adjustment training, transportation, selective placement, vocational counseling, followup.	Domestic	52.00	Do.
21	F	25	1	114	Neuromyelitis cystitis and renal calculus, loss of vision left eye (complete) multiple sclerosis with changes in the lower extremities, generalized weakness and muscle spasm.	Medical examination, medical consultation, diagnostic services, psychological testing, assistance toward high school equivalency diploma, training, books and supplies, maintenance supplementation, transportation, selective placement, vocational counseling, and followup.	Clerk-typist	70.00	Do.
22	M	40	3	184	Lacerated muscles, left thigh loss of inner lamstring muscle tissue, bilateral pes plantus, hemorrhoids.	Medical examination, medical consultation, diagnostic studies, treatment supplementary maintenance, selective placement, vocational counseling, followup.	Bricklayer	160.00	Do.
23	M	48	0	96	Orthopedic involvement of the upper and lower extremities with marked valgus formation of both legs and interruption of growth problem with considerable body disfigurement.	Medical examination, medical consultation diagnostic evaluation, medical treatment, physical therapy, work tryout, transportation, purchase of tools and equipment, selective placement, vocational counseling, followup.	Brake and tuneup man.	125.00	Do.
24	M	27	3	181	Osteomyelitis, cellulitis diabetes-mellitus, amputation of 3d finger right hand, obesity (252 pounds.)	Medical examination, medical consultation, diagnostic evaluation, hospitalization, surgery and treatment, purchase of prosthetic appliance, physical restoration, selective placement, vocational counseling, followup.	Cashier	30.00	Do.
25	F	55	0	67	Varicose veins, hypertension, diminished vision	Medical examination, medical consultation, diagnostic studies, followup medical treatment, purchase of glasses, physical restoration, provision of uniforms, selective placement, vocational counseling, followup.	Companion	40.00	Do.
26	F	36	0	49	Pulmonary tuberculosis, anemia, mild alcoholism.	Medical examination, medical consultation, diagnostic services, treatment through alcoholic anonymous, followup treatments, purchase of tools and equipment, selective placement, vocational counseling, followup.	Grader	34.00	Do.

Code (name)	Sex	Age	Dependents	Monthly amount of grant before closure	Disabilities	Rehabilitation services provided	(Placement) occupation	Weekly salary	PAD status as of Oct. 7, 1966
27	F	33	1	$111	Obesity, bi mollcoli fracture to right ankle with incomplete healing and mild soft tissue reaction with crepitation with motion in right ankle.	Medical examination, medical consultation, diagnostic studies, speciality examination, psychological testing, physical restoration, purchase of special shoes, transportation, selective placement, vocational counseling, followup.	Countergirl	$63.00	None.
28	F	23	2	126	Unilateral pulmonary tuberculosis arrested, residual weakness, stomach and back pains radiating from the back anterior, swelling of the ankles upon prolonged standing.	Medical examination, medical consultation, diagnostic studies, psychological testing, physical restoration procedures, training, training supplies, maintenance supplementation, transportation and lunches, selective placement, vocational counseling, followup.	Clerk-stenographer	71.00	Do.
29	F	34	1	118	Lens opacity in the right eye secondary to trauma, varicose veins with impaired arterior pulsations and eczematoid areas.	Medical examination, medical consultation, diagnostic studies, psychological testing, physical restoration procedures, training, transportation and lunches, selective placement, vocational counseling and followup.	Telephone order receptionist.	60.00	Do.
30	M	48	0	68	Left radial nerve paralysis, alcoholism, stricture of the urethra.	Medical examination, medical consultation, diagnostic evaluation, psychological testing, transportation, selective placement, vocational counseling, followup.	General kitchen worker.	55.00	Do.
31	F	28	3	148	Severe trauma of right shoulder and neck with contusion of the shoulder, chest and neck muscle and ligament strain; spasm and tenderness of paricervical muscles with limited and painful motion of the neck; eczema of the hands.	Medical examination, medical consultation, diagnostic studies, psychological testing, treatment, transportation, selective placement, vocational counseling, followup.	Presser	53.00	Do.
32	M	43	0	53	Atopic dermatitis of both hands, mental retardation (invalid self-concept).	Medical examination, medical consultation, diagnostic studies, psychological testing, psychiatric review, medical treatment, physical restoration services, transportation, selective placement, vocational counseling, followup.	Custodian	50.00	Do.

PUBLIC ASSISTANCE PROFESSIONAL AND CLERICAL POSITION REQUISITE

Senator BYRD. With the additional staff you feel that at least 14 percent of those who are not accepted could have been given similar benefit?

Mr. PIERSON. Yes, sir. May I also add that the average monthly assistance grant was $118. Our successful rehabilitation saves $43,312 a year. This increase proposes to add considerably to such savings.

Senator BYRD. How many positions do you now have in this area of responsibility?

Mr. PIERSON. Six, Mr. Chairman, assigned to the public assistance caseloads.

Senator BYRD. You are asking for four more?

Mr. PIERSON. Three professional, one clerical. We now have six professional. We are asking for three additional professional.

Senator BYRD. How many clerical do you now have?

Mr. PIERSON. Three.

Senator BYRD. You would need the additional clerk transcribed for the three vocational counselors?

Mr. PIERSON. Yes, sir.

Senator BYRD. Was there anything else? Was that all?

Mr. PIERSON. No, nothing with regard to this item of increase.

OCCUPATIONAL DEVELOPMENT SPECIALISTS

Senator BYRD. Do you have any other items?

Mr. PIERSON. One other would be in the area of our Industrial Operations Division. We are asking for two additional occupational development specialists to work with the local employment service as an attempt to locate more employment opportunities for our rehabilitated client.

As you know, any employment service agency is generally geared for mass placement; that is, to develop jobs and make referrals. Mass placement efforts are usually not effective in dealing with the handicapped. I do not mean anything negative with respect to the employment service in their efforts, but the handicapped generally need more specialized attention and job development must be associated with a specific handicapped person rather than the general approach of locating a job and then waiting for someone with qualifications to do the job. The employment service has six employment service divisions—sales and service, trades, professional, commercial, et cetera. We have three counselors assigned to these divisions to work with the employment service personnel in developing jobs for our handicapped. Each counselor works with two divisions in the employment service and with selective placement personnel assigned thereto. These individuals work cooperatively in locating a specific job for a specific handicapped person, and make contact with those employers. Two of our three positions are paid from a Federal grant that will expire this year. We are asking restoration of funds to continue that effort.

Senator BYRD. This is for how many positions?

Mr. PIERSON. Two, sir.

Senator BYRD. These were requested of the House?

Mr. PIERSON. Yes, sir. I might add also Mr. Chairman, that over 300 of our clients; that is, of the 1,742 that were placed last year, found their jobs through this service and with our counselors working with the specialized placement people in the employment agency.

Senator BYRD. These were the GS–9's?

Mr. PIERSON. Yes, sir.

Senator BYRD. Senator Tydings?

Senator TYDINGS. No questions.

Senator BYRD. Thank you.

Mr. PIERSON. Thank you, Mr. Chairman.

NATIONAL CAPITAL TRANSPORTATION AGENCY

WALTER J. McCARTER, ADMINISTRATOR; HOWARD W. LYON, DIRECTOR, OFFICE OF ENGINEERS; WILLIAM I. HERMAN, DIRECTOR, OFFICE OF PLANNING AND FINANCE; OWEN J. MALONE, GENERAL COUNSEL; JOHN RANNELLS, DIRECTOR, OFFICE OF ARCHITECTURE; CODY PFANSTIEHL, DIRECTOR, OFFICE OF PUBLIC INFORMATION AND COMMUNITY SERVICES; J. NEAL TOMEY, DIRECTOR, OFFICE OF ADMINISTRATION

HOUSE DENIAL AND RESTORATION REQUEST

Senator BYRD. The fiscal year 1967 estimate for capital outlay is $8,525,000. The House disallowed the request for this project. Restoration of $4,527,000 represents one-half of the amount of $9,055,000 appropriated in the Interior and Related Agencies Appropriation Act, 1967, for the same purpose.

The justification filed in support of this request will be placed in the record at this point.

(The justification follows:)

$4,527,500 (Restoration request)

The proposed amendment requesting the restoration of $4,527,500, an amount equal to one-half of the funds appropriated in the Department of Interior and Related Agencies Appropriation Act, 1967 (Public Law 89–435, approved May 31, 1966), is absolutely essential to prevent costly and time-consuming delays of major magnitude. The Conference Report on Public Law 89–435 provides that "this appropriation shall be available only after an amount equal to one-half of this appropriation has been provided by the District of Columbia as required by Public Law 89–173". This restriction, together with the action of the House on the District of Columbia Appropriation Bill, has the effect of denying all program funds for fiscal year 1967 for the authorized rail rapid transit system.

With the funds provided in the Supplemental Appropriation Act of 1966 (Public Law 89–309, approved October 31, 1965), the National Capital Transportation Agency has engaged the services of nationally know engineering and architectural firms and has moved forward rapidly with the engineering and architectural work that must be done before final design contracts can be awarded. The Agency's consultants have assembled special staffs of more than 70 engineers, architects, and technicians that are now at work full time on the project, and the work is well-advanced. The denial of fiscal year 1967 funds will necessitate an immediate termination of these vital activities, and will force the Agency's consultants to reassign or layoff these staffs, which have been assembled over the past eight months at considerable expense and effort. The personnel involved include essential skills that are in short supply and difficult

to recruit. Their separation at this time may mean that they will be irretrievably lost to this project.

Denial of fiscal year 1967 funds and the resulting necessity to terminate present contractor activities will require expensive and time-consuming efforts to reactivate these projects later, and will delay both final design and construction of the authorized transit system. Also, any appreciable delay in time will result in higher costs when work can be resumed.

For these reasons, it is imperative that favorable consideration be given to the restoration of $4,527,500 as the District of Columbia share of transit funds, thus releasing funds already appropriated in the Department of Interior and Related Agencies Appropriation Act for the current year.

AGENCY RESPONSIBILITY

Mr. MCCARTER. I have a prepared statement, a summary of this request.

Senator BYRD. In this instance, I think you ought to read this statement.

Mr. MCCARTER. I am pleased to appear before you today in support of the District of Columbia portion of the National Capital Transportation Agency's appropriation request for fiscal year 1967. As this subcommittee knows, NCTA has the responsibility for designing, engineering, constructing, and equipping the vitally needed rail rapid transit system for the National Capital region authorized by the National Capital Transportation Act of September 8, 1965. This work has been launched with the funds provided in the supplemental appropriation act approved last October. The appropriation being requested now is needed to continue the work already underway, to finance final design contracts for a substantial segment of the system, and for land and right-of-way acquisitions—all of which must be accomplished before construction of the system can be undertaken. The program covered by this request stops short of actual construction which is not contemplated until fiscal year 1968.

BUDGET REQUEST

Concerning the Agency's present budget request, the subcommittee will recall that the National Capital Transportation Act of 1965 (sec. 5(a)) provides that the cost of this program is to be shared by the Federal and District of Columbia Governments. Of the total appropriations authorized ($150 million) two-thirds is to be provided by the Federal Government and one-third by the District of Columbia government.

HOUSE DELETION FROM FEDERAL PORTION OF FUNDS FOR TUNNEL LINES

Our original requests for fiscal year 1967 under the appropriation "Construction, Rail Rapid Transit System" totaled $25,580,000, including $12,200,000 for the procurement of tunnel liner—a long-lead-time construction item. Of the total we requested two-thirds, or $17,055,000, from the Subcommittee on Department of Interior and Related Agencies as the Federal portion of our requirements. The remaining one-third, or $8,525,000, was requested of this subcommittee as the District of Columbia's share. Following its consideration of the Federal portion of the Agency's request, the Interior Subcommittee recommended that funds for the tunnel liner be deferred. The

House adopted that recommendation, and the Department of Interior and Related Agencies Appropriation Act, 1967 (Public Law 89–435) approved May 31, 1966, appropriated $9,055,000 for "Construction, Rail Rapid Transit System," with no allowance for the tunnel liner.

DISTRICT REQUIREMENT ABSENT TUNNEL LINES

Without the tunnel liner item, the Agency's requirements under the account "Construction, Rail Rapid Transit System" total $13,582,000. In view of the action of the Interior Subcommittee, our request before this subcommittee does not include any allowance for the tunnel-liner item at this time. The amount requested of this subcommittee as the District of Columbia portion is $4,527,500, or one-third of the total of $13,582,500.

DEVELOPMENT AND DESIGN CRITERIA

Funds to begin work on the authorized transit system were approved by the subcommittee in the 1966 Supplemental Appropriations Act. As pointed out in connection with the supplemental request last Fall, the primary emphasis in the current fiscal period has been on the development of design criteria and standards for those segments of the system scheduled for early construction, and the architectural concept and configuration of the physical structures of the system.

The engineering portion of this work is well underway, and is proceeding very well. The Agency has engaged the services of De Leuw, Cather & Co., of Chicago, one of the Nation's outstanding engineering firms, and a recognized authority in the planning, design, and construction of transit facilities. There is no more experienced firm in the country. They served as consultants on the construction of the State Street subway in Chicago—as a matter of fact, Charles De Leuw was the chief engineer for that project—as the principal consultant and played a major role in the design and construction of the Yonge Street subway system in Toronto, Canada.

OVERALL SCHEDULE FOR DESIGN AND CONSTRUCTION REFINED

The contractor now has a Washington staff of approximately 70 professional and technical people working full time on the project. Their work to date is described in detail in the justification material submitted to the subcommittee. Briefly, they are refining the overall schedule for design and construction. Basic horizontal and vertical field control surveys have been completed. Aerial photographs have been taken of the entire system, and detailed mapping of the routes is well underway. A soils boring and testing program is also underway. Alinement and foundations studies have begun. Preliminary plans and specifications for mechanical facilities, traction power, and other equipment, and station and terminal plans are in preparation.

These are only a few of the activities detailed in the justification material. There are many more. I feel that our engineering progress to date has been very satisfactory.

SYSTEM DESIGNED FOR BEAUTY AND ATTRACTIVENESS

In the field of architecture, the President has asked that special emphasis be placed on the beauty and attractiveness of the system.

On March 10, 1966, the Agency engaged the firm of Harry Weese & Associates, Ltd. of Chicago to develop architectural concepts establishing the physical appearance and environmental setting of all of the stations of the system. Mr. Weese is an outstanding, nationally known architect. The preparation of a Concept Design Report for the system and preliminary layouts of stations on a portion of the system are well-advanced.

TRANSPORTATION STUDY

In cooperation with the privately owned bus companies, the Washington Metropolitan Area Transit Commission, and the D.C. Highway Department, we have undertaken a transportation study of the authorized NCTA system as it would operate in conjunction with the privately operated bus systems in the region. The study is being performed by Alan M. Voorhees & Associates of Washington, an outstanding firm of independent professional traffic engineers. It will develop new estimates of the numbers of passengers that will use the rail system and the combination rail-bus system.

As part of this work, a postcard origin-destination survey of bus transit users has already been made, the results of which are now being analyzed.

ROLE OF BUS COMPANIES

In this connection, I want to stress the role of the bus companies, the WMATC, and the Highway Department. They have devoted a great deal of their time and talents to the project.

Their people have been, and will continue to be, actively involved in the origin-destination work, and in assisting our engineers in the development of realistic assumptions concerning the coordination of rail and bus operations.

This kind of survey could not be done properly by the Agency alone. It has to be a cooperative venture. The bus companies' part in the study, and the work of WMATC and the Highway Department is a real contribution on behalf of the public's interest in better transit. I am grateful for it, and I think they are to be commended.

LAND ACQUISITION

The Agency has also moved ahead in the matter of land acquisition. We have concluded the purchase of a substantial parcel of real estate at one of the station locations on the system.

The Agency's request for funds under the construction appropriation for the current fiscal year is needed to continue the work now going forward, and that which will begin during this period.

1967 PROGRAM SCHEDULE

During fiscal year 1967 the program will take on a new dimension. In addition to continuing the present engineering work, and the architectural conceptual work, the agency will move into final design work on many elements of the system.

Under the present schedule, final design contracts will be let on 19 segments of the system on the Connecticut Avenue route, the Benning route and the Columbia Heights route. These are described in the justification material. The budget item totals $6,940,000.

The agency will also have to continue the soil boring and testing program for these three routes to keep phase with its final design activity. An additional $580,000 is needed for this.

Rights-of-way and land acquisition will be a major part of next year's program. This is necessary to keep abreast of the final design effort. The Agency proposes to undertake negotiations to acquire all of the property and easements needed for the sections of the system to be placed under final design. Our request includes $3,330,000 for rights-of-way and land.

The present budget stops short of actual construction of any part of the system. Under the present schedule construction funds will not be requested until fiscal year 1968.

Solution to Urban Transportation Problem

In conclusion, I want to recall to the subcommittee some of the things I said when I appeared before the Appropriation Subcommittee of the Senate on the Department of Interior and Related Agencies earlier this year. I said then that when I came to Washington to accept this job I did so out of a very keen professional interest in rail rapid transit as a means of solving the critical urban transportation problem, and with a particular interest in seeing the best possible system built in our Nation's Capital.

I also stated that by reason of my own background and experience I have a very healthy respect for sound financial management and economy.

After some 16 months on the job I am more than ever convinced that this transit development program is essential for the welfare and orderly growth of the National Capital, and is a sound Federal investment.

I think we have made substantial progress over the past months. I am confident that the work program the Agency has laid out for the next year is realistic, and that with the subcommittee's support, it will be achieved.

The funds requested at this time are needed to keep the program on schedule. If appropriated, I assure the subcommittee again that every effort will be made to obtain a dollar of lasting value for every dollar spent.

I appreciate this opportunity to outline the Agency's requirements, and I urge your favorable consideration of our requests.

Thank you, Mr. Chairman.

Biographical Summary of Walter J. McCarter

Senator Byrd. Thank you, Mr. McCarter.

Place in the record a brief résumé of your background and experience.

Mr. McCarter. Yes.

(The résumé follows:)

Walter J. McCarter was nominated by President Johnson as Administrator of the National Capital Transportation Agency on May 6, 1965 and was sworn in on May 21, 1965.

Born in Odon, Indiana on April 5, 1900, Mr. McCarter attended Purdue University, where he was graduated as an electrical engineer in 1921. After graduation he entered the employ of the Milwaukee Electric Railway and Light Company as a student engineer and advanced to the position of Assistant Educational Director. In 1929, he was appointed Personnel Director of the Cleveland Railway Company and from 1939 until 1947 he served as General Manager of the Cleveland Railway Company and its successor the Cleveland Transit System. In 1947 he was appointed General Manager of the Chicago Transit Authority and served in this capacity until his retirement in 1964.

As General Manager of the Chicago Transit Authority, Mr. McCarter had the task of changing over the Chicago Surface Lines and the Chicago Rapid Transit Company from private ownership and operation to public ownership and operation, coordinating their duplicate department activities, and planning and directing modernization of equipment and facilities as well as improvements in service.

Under Mr. McCarter's direction, modernization of the Transit Authority's rolling stock, its equipment, and its service progressed at a rate unprecedented in Chicago. The Authority invested $185,520,000 (in addition to $16,400,000 paid for the Chicago Motor Coach properties in 1952) in new buses and cars (including 180 "New Look" air-conditioned rapid transit cars), and other modern equipment, tools and facilities.

Among the Authority's achievements were a number of "firsts" in the transit industry—development of the lightweight, all-metal, high-performance rapid transit car, design and construction of prototype high-speed rapid transit cars, centralized control of service supervision, inauguration of the alternate stop, express plan of rapid transit operation, installation of transit phones for direct voice communication between central operations control and in-service trains, and purchase of the first air-conditioned rapid transit cars ever bought by any authority-type transit operation in the U.S.

The Authority also, together with the City of Chicago, Cook County, the State of Illinois, and the Federal government, pioneered in design and construction of the first multi-lane highway the Congress Expressway, coordinating rail rapid transit and automobile transportation within the same below street-grade right-of-way.

Prior to his appointment as Administrator, Mr. McCarter served as the non-salaried President of the Institute for Rapid Transit, an industry-wide non-profit organization which he helped establish in 1961 to promote rail rapid transit.

In addition to the degree of Bachelor of Science in Electrical Engineering from Purdue University in 1921, Mr. McCarter received a Master of Arts degree from Western Reserve University in 1932. He is a member of Tau Beta Pi, Eta Kappa Nu and various professional transportation and transit organizations.

Impact of Senate Denial of Restoration Request

Senator Byrd. What will be the effect if the Senate does not restore this?

Mr. McCarter. With the reprograming you have approved, the effect will be that we will continue on the conceptual approach, no final design, but on the conceptual approach, architectural, engineering and soils testing. In other words, we will continue on the present level of activity.

Senator Byrd. What is the overall longrun impact of a declination by the Senate to restore the money?

Mr. McCarter. I would say it would slow down the program by 6 to 8 months.

Additional Cost Resulting From Delay

Senator Tydings. How about additional cost? How much in additional costs?

Senator Byrd. What would be the effect of the escalation of costs?

Mr. McCarter. Some people say 4 percent per year.

SAN FRANCISCO SYSTEM

Senator TYDINGS. Take the rail transit system in San Francisco. What sort of increase in construction costs do you have every year?

Mr. MCCARTER. I think they estimated, as I remember, 4 percent.

Senator TYDINGS. What do they find out the actual costs were increasing, about 6 percent, was it not? Did they find that the original projections in San Francisco, construction costs were based on an increase of 3 or 4 percent and actually they were increasing at the rate of 6 percent a year, and when the final bonds were issued they found they did not have enough money?

Mr. MCCARTER. As I understand the situation, and I am not absolutely familiar with it, they did find this in some instances.

CONSTRUCTION COST INCREASES IN SAN FRANCISCO AND IN DISTRICT OF COLUMBIA

Senator TYDINGS. Could you give us a report on the increase in construction costs in San Francisco and the rate we are increasing here now?

Mr. MCCARTER. That is possible; yes.

Senator TYDINGS. Could you tell us what the additional cost in delay is? What do you think now it would mean?

Mr. MCCARTER. I have been thinking in terms of 4 percent per year.

Senator TYDINGS. What are we talking about, in dollars, now? If you delay the construction of the project—6 or 8 months?

Mr. MCCARTER. The cost of the project is $431 million and 4 percent of that is—$15 or $20 million.

Senator TYDINGS. This 6- or 8-month delay in the cost of the overall construction of this project is anywhere between $15 and $20 million, depending on how fast the construction costs are concerned go up. And the amount that you are requesting here is what—$4½, $5 million?

Mr. MCCARTER. $4.5 million.

Senator TYDINGS. The House will cost the ultimate construction at least four times the amount we are talking about in here.

Mr. MCCARTER. That is correct.

Mr. TOMEY. There is no precise way of knowing what these figures will be.

Senator TYDINGS. If San Francisco is any criteria, it will be substantially more.

Mr. MALONE. San Francisco had some experience concerning some of their contracts with bids under certain projects well above engineering estimates. In the situation that I have in mind, the San Francisco people rejected the very large overbid, broke up the project into smaller segments of the system, readvertised and managed to bring the bidding to the level and in some respects below the estimate.

Mr. MCCARTER. You see, the problem they face there, they took such a big section, that there was no one contractor in the country that could handle it. So several firms formed a joint-venture proposal on the project. I have testified before that we do not intend to do that. Our contracts would be awarded on a smaller basis such as $8 to $10 million section. San Francisco cut the very large project up into four sections. They were required to do some redesign on the project.

Senator TYDINGS. That is not the point that I was concerned with. I was concerned with the additional costs per year.

Mr. MCCARTER. There are additional costs in that in connection and in the cost of money.

Senator BYRD. Mr. McCarter, supply whatever information you can in response to the request by Senator Tydings. We want to close up this record tomorrow night, possibly.

Senator TYDINGS. Do you understand the point that I am trying to make? Give us some of the figures in San Francisco and give us the best information you can. This is important.

Mr. MCCARTER. The Deputy Administrator and a key member of our staff are in San Francisco now so they may come back with some information.

Senator TYDINGS. It is false economy to hold this up if it is going to cost four times that much.

Senator BYRD. When do you expect them back?

Mr. MCCARTER. They will be back tonight.

Mr. TOMEY. We are not permitted to obligate any current-year funds until the portion is appropriated by the District. So we have no funds.

Senator TYDINGS. How much will that hold us up? Did you consider that in your response when you said the holding up of this amount will result to a 6- or 8-month delay? Did you take that into consideration?

Mr. MCCARTER. I do not think we did.

Senator TYDINGS. What would be the effect if we just followed the House and do not appropriate any money—what is going to be the overall effect in terms of dollars and cents and delay?

Mr. TOMEY. We now have an unobligated balance of $3 million and that is all we have until some portion of our 1967 funds are appropriated and become available. The present unobligated balances would permit us to continue only the present conceptual engineering and architectural work. We would not be able to go into final design, we would not be able to proceed with land acquisition or any other projects that are proposed in the 1967 program.

In effect, it would allow us only to do conceptual engineering and architectural work at this time.

Senator TYDINGS. I go one step further. What is that going to mean in terms of delay?

Mr. MCCARTER. It might even be a year.

Senator TYDINGS. This is important. Those are the facts that we want in the supplemental information—how much that total year's delay is going to mean—a 4-percent annual increase in costs, 5 percent—or what it is going to mean in dollars and cents.

Mr. MCCARTER. Yes, sir.

Mr. TOMEY. The great intangible would be the delay in having the system operating.

Senator TYDINGS. I mean over and above that.

Senator BYRD. All right, supply whatever information you can in response to Senator Tydings' request.

(The information follows:)

Any effort to develop a reasonable estimate of possible increased costs resulting from a delay in appropriations presents many difficulties. Factors involved in construction projects, particularly those associated with costs for labor and

materials, may vary from region to region because of such items as: differences in the labor supply of the respective areas, the general level of construction activity which may influence completition, accessibility to materials sources, and other fluctuating elements.

Recent analyses in San Francisco in connection with the current project for the construction of a 75 mile rail rapid transit system by the Bay Area Rapid Transit District (BARTD), indicate an actual increase of approximately 7 percent in labor and materials. In arriving at an estimate for projecting future increases, the Bay Area Rapid Transit District has taken into account certain improvements in technology and productivity and has reduced the so-called "escalation factor" to an even 5 percent.

A recent study of construction projects in selected cities by Engineering News-Record, a highly respected publication in the construction and engineering fields, revealed that increased costs for labor and materials have ranged from 3.1 percent to 7.1 percent.

The total estimated cost of the authorized system for Washington is $431 million, exclusive of interest. This estimate includes many elements, several of which might be affected by price escalation to varying degrees. For example, the estimate includes $22.6 million for rights-of-way and land, $47.9 million for wayside equipment, $25.7 million for vehicles—all of which could be subject to different escalation influences. After eliminating these items, and if the BARTD factor of 5 percent were applied to the basic elements of construction ($300 million), the cost of delay for one year could be $15 million.

As stated in the formal testimony by the Administrator, the failure to provide the funds requested in this appropriation would have the effect of withholding the entire amount of the FY 1967 funds since the availability of funds appropriated in the Department of the Interior and Related Agencies Appropriation Act, 1967, is contingent upon the appropriation of a pro-rata share to the District of Columbia and transfer to the Agency. Such action would have the effect of delaying final design and actual start of construction on the project for a period of from 8 to 12 months with the possible dollar impact of the magnitude indicated.

SUBCOMMITTEE RECESS

The subcommittee will stand in recess until 2:30.

(Whereupon, at 12:30 the subcommittee recessed, to reconvene at 2:30 p.m., this same day.)

(AFTERNOON SESSION, 2:20 O'CLOCK, THURSDAY, OCTOBER 6, 1966)

DISTRICT OF COLUMBIA

DEPARTMENT OF HIGHWAYS AND TRAFFIC

OPERATING EXPENSES

STATEMENT OF THOMAS F. AIRIS, DIRECTOR; R. D. WALLACE, DEPUTY DIRECTOR; LLOYD RIVARD, CHIEF, OFFICE OF PLANNING AND PROGRAMING; GEORGE M. BOYNTON, CHIEF, OFFICE OF BUSINESS ADMINISTRATION

CAPITAL OUTLAY

OLD 14TH STREET BRIDGE REPLACEMENT

PROJECT 28-74

$910,000 (construction)
(Restoration request)

The Virginia Department of Highways is proceeding with plans and actual reconstruction of the present Shirley Highway (I-95) from a present four lane divided facility to an eight lane facility with reversible flow features. In order to carry these lanes into the District and to simultaneously achieve lane balance in crossing movements it is necessary to provide a new bridge connection across the Potomac River in the approximate line of the old truss bridge. The anticipated traffic volume for this four lane facility is approximately 55,000 average daily traffic for the design year 1986.

Funds requested in 1967 are to complete construction.

HIGHWAY PLANNING, PROGRAMMING AND RESEARCH

PROJECT 28-3

$100,000 (Preliminary Survey)

(Restoration Request)

Highway planning, programming and research are essential for the scientific and economic planning of future highways by means of origin and demonstration surveys, daily traffic counts, economic research, preliminary project development, programming of highway projects, and the formulation and explanation of highway plans. In connection with the foregoing responsibilities, this activity initiates the basic geometric feature of highway projects. It also coordinates, plans and programs with Federal, State and District agencies. Inherent in the activity are the requirements of U.S.C. 23, Sec. 307(c)(2), which specifies that Highway Planning, Programming and Research funds shall be used entirely for highway planning and research purposes. This legislation rescinds an earlier policy which allowed these funds to be utilized for construction purposes. In addition, Sec. 307(c)(3) of the above mentioned act authorizes the use of an additional ½ of 1% of the ABC apportionment for highway planning and research at the option of the District. This work is partially reimbursable from Federal Aid Funds.

CENTER LEG—INNER LOOP FREEWAY

PROJECT 28–22

$3,100,000 (Right-of-Way and construction)

(Restoration Request)

The Center Leg will serve as a connector between the North and South Legs of the Inner Loop, and it also will provide a connection from the North Leg to the Anacostia Freeway via the Southeast Freeway. The Center Leg will also serve as a collector and distributor of traffic from the existing street system. Substantial relief to the local street system will result. Heavy volumes of traffic now crossing the Mall on surface streets near the Capitol, especially 3rd Street, N.W., will be diverted to the Center Leg tunnel under the Mall. The anticipated traffic volumes for various sections of the Center Leg range from 115,000 to 145,000 average daily traffic for the design year 1985.

The request in 1967 will provide funds for continuing construction and increased costs of right-of-way acquisition.

STREET IMPROVEMENTS AND EXTENSIONS (PARTIAL)

PROJECT 28–1

$2,005,100

(Restoration Request)

A. *Widening, Paving and Repaving, $260,000.*—The funds requested for this work are for major improvements to arterial streets not on the Federal Aid System. It involves the replacement of roadways which have deteriorated to a status beyond economical maintenance due to age and heavy traffic volumes. This category also includes the paving of new roadways to provide access to recently developed commercial and light industrial areas. The funds requested for New Hampshire Avenue, F Street to G Street are for Plans and Specifications only.

B. *Curb and Gutter, $436,000.*—The funds requested are for the construction of curb and gutter and the repair or construction of roadway pavement. It includes reclamation and modernization of old roadways and streets to provide better drainage and parking which are a part of "city type" street work, and relocation and realignment of curb and gutter at various intersections.

D. *Sidewalks and Alleys, $150,000.*—The funds requested are for paving of new sidewalks and alleys under the assessment system, and the construction of sidewalks and curbs around public reservations, municipal and Federal buildings. Sidewalks and alleys abutting private property are paved upon the request of the property owner.

Work under this allocation will be apportioned as follows:

	Percent
Sidewalks, curbs and alleys (abutting National Capital Housing)	30
Sidewalks, curbs and alleys (abutting reservations)	30
Alleys	30
Sidewalks	10

E. *Tree Replacement, $150,000.*—These funds are requested to supplement and continue the tree replacement program with contract planting. At the end of the three year program in 1965 it was anticipated that the tree planting would be current and thereafter the tree planting would be accomplished by D.C. forces alone. However, old, dead, dangerous, and diseased trees are being removed more rapidly than D. C. forces can replace them. Another reason for the known backlog of empty tree spaces are the losses due to the droughts and severe storms of the last five years.

F. *Grading and/or Improving Unpaved Streets, $150,000.*—The funds requested are to cover the cost of general grading in connection with new building construction, sewer and water line installation, opening of new streets and alleys and to rectify drainage conditions. Funds are also provided to improve newly graded streets with a low cost type of pavement, generally macadam or surface treated gravel.

New industrial and residential construction requires the opening of many new streets which must be improved to allow access. The locations are in all sections

of the District. A tentative list of locations cannot be furnished in advance because exact locations of proposed construction are not known.

Work under this project will be done either by contract or force account, whichever is deemed to be in the best interest of the District.

G. *Traffic Control Facilities, $340,000.*—The funds requested for restoration are to provide design, engineering and installation of traffic controls and the modification and modernization of existing controls. The increasing volume of traffic within the District requires a continuing program of installation and modification of traffic controls to prevent accidents, improve traffic flow, provide for special turn movements and to provide better visability from all approaches.

One of the major traffic control improvements has been the Central Control System, which regulates and changes traffic signal sequences during peak hours and emergencies. A continuing program is necessary to modify and modernize the intersection equipment now in service in order to utilize the full capacity of the master controllers and to add additional components to the Central Control System to provide the maximum flexibility in the operation of our traffic signals.

Flashing signs indicating the speed limit at schools, and operating only at times when children are going to and from schools, have been found effective in reducing speeding on arterials near schools. It is proposed to install these at 5 locations along arterials adjacent to schools.

We are continuing the program of purchase and installation of "blank-out" illuminated signs. These signs are installed at intersections where certain turn movements are prohibited during rush hours or where lanes are reversed in peak periods, and are illuminated only during the hours that the prohibition is in effect. A number of these signs have been installed and have proved very satisfactory in promoting the safe and efficient movement of traffic.

The types of traffic control facilities requested to be restored are as follows:

Supplemental signals and modification of existing signal	$70,000
Signal equipment	75,000
Modification and modernization of Central Control System	100,000
Translators for new signal installations	30,000
Purchase and installation of "blank-out" illuminated signs	40,000
Purchase and installation of flashing "school" signs	5,000
Repairs to street cuts	20,000
	340,000

H. *Drainage and Minor Structures, $50,000.*—The funds requested are to provide for the construction and/or reconstruction of drainage structures where no major street improvement is necessary. This work is chargeable to the Highway Fund since its purpose is to provide proper drainage of surface water from public space. The work consists of installation of culverts, catch basins and connections.

I. *Cover, Existing Street Car Tracks, $20,000.*—The funds requested for this project will be used to partially cover certain roadways which contain street car tracks. The application of the asphalt surface within the track area will be totally chargeable to the D. C. Transit Company. This type of improvement will make the track area safer for vehicular traffic and facilitate lane striping.

J. *Sidewalk Replacements, $150,000.*—The funds requested are for the continuation of a program initiated in F.Y. 1962. The intent of this program is to replace deteriorated, defective and unsafe sidewalks in the District of Columbia. The sidewalks have deteriorated in recent years mainly due to the effect of tree roots causing cracking and upheaval of the pavement. At the start of this program, it was estimated that approximately 15% of the existing sidewalk yardage was in need of replacement, and progress has been made toward reducing this backlog. Our normal maintenance program cannot take care of this need.

K. *Urban Renewal and Redevelopment Areas, $299,100.*—

Northeast Urban Renewal Area No. 1, $84,000: The northeast area of the city bounded generally on the north by N Street, on the east by the westerly line of the Baltimore and Ohio Railroad, on the south by G Street, and on the west by North Capitol Street, has been designated as an Urban Renewal Area. The basic activities proposed for this area will consist principally of clearance and redevelopment for industrial and commercial use and will include the necessary street and highway adjustments. In accordance with the objectives of the plan, the Department has determined those highway facilities which must be improved.

Southwest Redevelopment Area, $59,100: The restoration request is for reimbursement for boundary streets already constructed in the Southwest Redevelopment Area.

Northwest Urban Renewal Area No. 1, $156,000: The northwest area of the city bounded on the north by New York Avenue, on the east by North Capitol Street, on the west by New Jersey Avenue and Second Street, and on the south by Massachusetts Avenue, has been designated as an Urban Renewal Area. The main activities proposed for this area will be residential redevelopment and rehabilitation of existing housing for middle income families, and public housing for low income families.

The restored funds are for interior roads, new alleys, and the closing of alleys and a street.

L Street, N.W., New Hampshire Avenue to Pennsylvania Avenue

PROJECT 28–77

$70,000 (preliminary engineering and construction)

(Restoration request)

This project will replace the badly deteriorated pavement on this section of L Street. Funds requested in 1967 are for plans and specifications and construction.

Northeast-North Central Freeway

PROJECT 28–54

$1,500,000 (right-of-way and construction)

(Restoration request)

This facility is a vital segment of the principal East-Coast Freeway, Interstate 95, that extends continuously from Maine to Florida. When completed it will provide the major interstate connections between Washington and points in Maryland. The Northeast Freeway portion will be the main Interstate connection between the Nation's Capital and the City of Baltimore. The North Central Freeway portion will connect the Inner Loop with Interstate Route 70–S in Maryland. Substantial amounts of traffic now using north-south streets such as 16th, 13th and 5th Streets, N.W., North Capitol Street, 12th Street, N.E., New Hampshire, Kansas, Michigan, and Rhode Island Avenues will be diverted to the proposed facility. This will enable these streets to better serve the areas through which they pass and will remove from the residential neighborhoods much of the through type traffic that now congests them. The anticipated traffic volumes on various sections of this facility range from 180,000 to 190,000 average daily traffic for the design year 1988.

Funds requested in 1967 will be for $800,000 partial right-of-way acquisition, and $700,000 to start construction.

North Leg—Central Section—Inner Loop Freeway

PROJECT 28–9

$1,700,000 (right-of way)

(Restoration request)

This project is a vital part of the Inner Loop Freeway's North Leg. It is the connecting link between the Northeast-North Central Freeway, the Center Leg, the East Leg and the North Leg-West Section. It will provide the most direct connection to downtown (via the Center Leg) from the Northeast-North Central Freeway. This facility will provide considerable relief to the congested streets serving this area such as Rhode Island, New York and Florida Avenues. Construction of this project will also improve the access to the important commercial area in this section of the District. Anticipated traffic volumes for this section of the North Leg will be approximately 190,000 average daily traffic for the design year 1987.

Funds requested in 1967 are for partial right-of-way acquisition.

9TH STREET EXPRESSWAY

PROJECT 28–16

$1,200,000 (construction)

(Restoration request)

This facility will handle southbound traffic from Constitution Avenue and the central business district to the Southwest Freeway. It will be constructed with a tunnel section through the Mall, in order to eliminate through type traffic from the Mall area and to preserve aesthetic values on the Mall. This freeway will be the complement to the 12th Street Expressway. The tunnel under the Mall will divert heavy volumes of southbound traffic now crossing the Mall on 4th, 7th and 14th Streets, NW. This diversion of traffic from these surface streets and the project is a vital plan of the Mall improvement program. The anticipated traffic volumes for this facility are 31,000 average daily traffic for the design year 1985.

Funds requested in 1967 will cover the increased cost of the tunnel.

EAST LEG—INNER LOOP FREEWAY

PROJECT 28–12

$900,000 (construction)

(Restoration request)

This section of the Inner Loop, a part of the Interstate System, will provide a controlled access connection between the North and South Legs of the Inner Loop and will also provide direct connections to the Anacostia Freeway, via the 11th Street Bridge on the south, and to the Northeast Freeway on the north. This will be an eight lane divided highway. It will provide extensive relief for the congested streets in the Capitol East area. Heavy volumes of traffic using streets such as Independence, Constitution, Maryland and Pennsylvania Avenues, Benning Road, East Capitol Street and 11th, 13th, 15th and 17th Streets will be diverted to the East Leg and it will provide a limited access connection for heavy traffic volumes going to and from the stadium. It will result in improved access and enhancement for the important residential area in this section of the District. The anticipated traffic volumes for various sections of the East Leg range from 114,000 to 148,000 average daily traffic for the design year 1987.

The request in 1967 will provide additional funds for construction up to the vicinity of East Capitol Street.

14TH STREET NW., MONROE STREET TO COLORADO AVENUE

PROJECT 28–62

$345,000 (preliminary engineering and construction)

(Restoration request)

The existing roadway is in very poor condition and the streetcar tracks are no longer in use. This project will provide a new roadway that can be striped so as to increase safety and traffic capacity.

Funds requested in 1967 will cover the area between Arkansas Avenue and Colorado Avenue. The cost of track removal and one-half cost of repaving the track area is chargeable to the D.C. Transit System, Inc.

SOUTHERN AVENUE, S.E., PENNSYLVANIA AVENUE TO SOUTH CAPITAL STREET

PROJECT 28–71

$975,000 (right-of-way, preliminary engineering and construction)

(Restoration request)

The extension of Southern Avenue, S. E., along the southeastern border of the city will provide relief for the few available crosstown routes in this area.

It will handle north-south traffic not headed for the center of the city, and will provide needed access to the new Southeast Community Hospital.

Funds requested in 1967 will provide for right-of-way acquisition, plans and specifications and the start of construction.

BUDGET AND RESTORATION REQUESTS AND AMENDMENT

Senator TYDINGS. We will reconvene the Subcommittee on the District of Columbia Senate Appropriations Committee. I am acting as chairman until Senator Robert Byrd can return.

We are going to take up this afternoon the Department of Highways and Traffic.

For the fiscal year 1967, the estimate for operating expenses is $12,511,000. The House allowance is $12,509,500, a reduction of $1,500. The amendment contained in Senate Document 112, of $300,000, is for snow removal equipment.

In addition to operating expenses, the Department of Highways and Traffic requested $15,455,000 for capital outlay. The House allowance is $2,649,000, a reduction of $12,805,100. This reduction was necessitated by lack of revenue to proceed with the highway program. Since passage of the House bill, the District of Columbia has received additional revenues through the passage of Public Law 89-610, September 30, 1966. Restoration of the entire $12,805,100 reduction is being requested by the Highway Department.

The justifications for all of these requests will be placed in the record at the appropriate places.

(The justifications follow:)

JUSTIFICATION

The amendment requested of $300,000 (S. Doc. 112) is distributed as follows:

A. Department of Highways and Traffic, $300,000.

1. Construction and Maintenance, $300,000:

(a) Snow Removal (Amendment, S. Doc. 112), $300,000.

Equipment, $300,000.

	1967 increases requested	House allowance	Senate amendment requested		
			Restoration	S. Doc. 112	Total
Positions	2				
Amount	$604,400	$602,900		$300,000	$300,000

Analysis of amendment requested

Position (grade and title) or item	Number requested	Personnel compensation	Personnel benefits	Other	Total	Net 1967 request		
						General fund	Highway fund (parking)	Total
Equipment				$300,000	$300,000	$100,000	$200,000	$300,000

The increase of $300,000 requested in this amendment will be the first part of a two-year $600,000 program which will enable the District to procure the necessary equipment to combat snowfalls equal or greater in severity to the January 29-30, 1966 storm. The additional equipment will enable the District snow forces in 1968 to:

(*a*) Keep all main and secondary roadways passable at all times.

(*b*) Complete all District residential street plowing within 24 hours of cessation of snowfall.

(*c*) Complete snow hauling in accordance with existing program (33 miles of downtown streets) within 3 days after cessation of snowfall.

(*d*) Clear 20% of crosswalks within 24–48 hours after cessation of snowfall.

The additional and replacement equipment required to carry out this program consists of various types of snow equipment, such as, snow blowers, snow melters, tractors, plows, spreaders, radios, etc.

Comparison of 1967 request with 1966 operation

	1966 available	1967 House allowance	Amendment requested	1967 total
Equipment (highway fund—parking)	$75,000		$200,000	$275,000
Equipment (General fund)			100,000	100,000

PREPARED STATEMENT

Senator TYDINGS. We are delighted to welcome at this time to testify before this committee Mr. Thomas F. Airis, Director, and Mr. George M. Boynton, Chief, Office of Business Administration of the District of Columbia Department of Highways and Traffic.

Mr. Airis, why don't you take it from there.

Mr. AIRIS. Thank you, Mr. Chairman. I have a short written prepared statement that I would like to proceed with. It is very short.

Senator TYDINGS. Do you have a copy of it?

Mr. AIRIS. We have passed out copies but we have others.

Senator TYDINGS. Go ahead.

Mr. AIRIS. I am pleased to appear before your subcommittee on the 1967 budget of the Department of Highways and Traffic.

This budget is intended to reflect the following: (1) A budget amendment in the amount of $300,000 in operating expenses for the purchase of additional snow removal equipment; and (2) a restoration in the amount of $12,805,100 for various capital outlay projects.

I would like at this time to comment briefly on these items.

OPERATING EXPENSES

We are asking for a budget amendment in the amount of $300,000 for snow-fighting equipment over and above the usual amount of $285,000 appropriated annually for snow removal. The item for snow equipment is intended as the first year's increment of a 2-year program to upgrade the District's snow-fighting capability.

As you know, the District experienced a 44-year record blizzard-type storm last year, and as a result of experience gained in this storm, a task force group was assembled to review the capability of the District, to compare its snow-fighting potential with that of comparable cities, and to recommend augmentation necessary to bring our capability up to a proper level.

Three basic alternates were formulated, and after a rather intensive review, the proposal to provide for the acquisition of 182 additional equipment units and more radio communications was adopted. The equipment-purchase cost will be $600,000 spread over 2 years, and in a storm of the same intensity as the one last year, this additional equipment will enable the District's snow forces by 1968 to:

(*a*) Keep all main and secondary roadways passable at all times;

(*b*) Complete all District residential street plowing within 24 hours after cessation of snowfall;

(*c*) Complete snow hauling in accordance with existing program (33 miles of downtown streets) within 3 days after cessation of snowfall; and,

(*d*) Clear 20 percent of crosswalks within 24 to 48 hours after cessation of snowfall.

The $300,000 requested will fund the first half of the adopted plan.

Senator TYDINGS. That is a pretty bold promise. Do you really think you will be able to do all that?

Mr. AIRIS. We are confident we can, sir.

Senator TYDINGS. How long did it take you to open the main and secondary roadways this past year?

Mr. AIRIS. The main roadways were open all the time.

Senator TYDINGS. How about secondaries?

Mr. AIRIS. On secondaries, it was a matter of about a day. Then we undertook a program that we had never gone into before, sir, and that was the plowing of all the residential streets, and that took about 5 days.

Senator TYDINGS. All right, continue.

Mr. AIRIS. This budget ammendment would increase our capability considerably.

RESTORATION

Recent planning developments, which I will discuss later, and the passage of the District of Columbia Revenue Act of 1966, have prompted us to request restoration in the amount of $12,805,100 for capital outlay projects. This amount was deleted by the House due to a lack of revenue. Specifically, the restoration items are:

Old 14th Street Bridge replacement, $910,000. As you will recall, sir, there is enabling legislation which the Congress has just recently passed on this. We have a map and will locate these particular projects.

Senator TYDINGS. The enabling legislation you refer to is that legislation just passed by the District of Columbia Legislative Committee in this session?

Mr. AIRIS. Yes, sir. It authorizes and directs the construction of a six-lane bridge.

HIGHWAY PLANNING, PROGRAMING AND RESEARCH

Highway planning, programing and research, $100,000. This complements the $300,000 amount allowed by the House and provides for the full amount that was requested.

CENTER LEG, INNER LOOP FREEWAY

The next project is the center leg, inner loop freeway, which calls for $3,100,000, and will provide for continuing construction. There are already four contracts underway on this particular project and several more that are under advertisement.

Senator TYDINGS. Would you point that out on the map.

Mr. AIRIS. The center leg project.

Senator TYDINGS. Part of that is under grant; is it not?

Mr. AIRIS. Yes, sir. The entire center section across the Mall area from below south of Independence Avenue up to Constitution Avenue, and north up to about D Street is entirely underground.

STREET IMPROVEMENTS AND EXTENSIONS

The next item is "Street improvements and extensions," which covers a variety of betterments to our existing street system, in the amount of $2,005,100.

L STREET NORTHWEST, NEW HAMPSHIRE AVENUE TO PENNSYLVANIA AVENUE

The next item is "L Street NW., between New Hampshire Avenue to Pennsylvania Avenue," $70,000. This is a small extension to a recently completed repaving project. Because of the new office buildings constructed in the area, it is timely that we proceed with it now.

NORTHEAST-NORTH CENTRAL FREEWAY

The next item is the Northeast-North Central Freeway in the amount of $1,500,000, that extends from Rhode Island Avenue to a juncture with I–95 and thence on north to the Silver Spring area, and this $1,500,000 will provide for additional right-of-way purchase and early construction.

NORTH LEG, CENTRAL SECTION, INNER LOOP FREEWAY

The next item is the north leg of the inner loop freeway in the center section. That has not actually been nailed down as to the precise location, but we are including $1,700,000 for right-of-way.

Senator TYDINGS. What are the streets?

Mr. AIRIS. It extends from the upper end of the center leg in the vicinity of New York Avenue, just above New York Avenue.

Senator TYDINGS. New York Avenue and what?

Mr. AIRIS. New York Avenue and about Fourth Street, and then northeastward up to the Harmony Cemetery area, in order to form a link with the North Central Freeway. The exact precise alinement has not yet been nailed down.

Senator TYDINGS. All right, continue.

NINTH STREET EXPRESSWAY

Mr. AIRIS. The next item, sir, is the Ninth Street Expressway. That facility is already under construction, and the $1,200,000 that is included here will complete the funding necessary to finish the project.

EAST LEG, INNER LOOP FREEWAY

The east leg of the Inner Loop Freeway carries an amount of $900,000, and is included in order to commence construction this coming year.

FOURTEENTH STREET NW., MONROE STREET TO COLORADO AVENUE

The next item is 14th Street, NW., from Monroe Street to Colorado Avenue. The first half of this project was constructed 2 or 3 years

ago. We have had the balance in at least two budgets, but it has been deleted due to the inability to fund it. The street is deteriorating and we needed to reconstruct the street and at the same time remove the car tracks, $345,000.

SOUTHERN AVENUE SE., PENNSYLVANIA AVENUE TO SOUTH CAPITOL STREET

The last item, sir, is Southern Avenue SE., between Pennsylvania Avenue to South Capitol Street. That is located along the edge of the District of Columbia and has never been put through as a street. There is a heavy demand for it at the present time. It also has been in a prior budget but has been deleted due to the absence of funds. This is in the amount of $975,000.

The total is $12,805,100.

The need to proceed with these projects has been amplified by a rapid succession of events over the past 5 months.

PLANNING DEVELOPMENTS

On May 25, 1966, a triparty agreement relative to implementation of the freeway program in the District of Columbia and Virginia was signed by the National Park Service, the Virginia Department of Highways, and the District of Columbia. Basic agreement was reached on 16 specific project items and 5 policy matters that had long been controversial. On the same day, this agreement was endorsed by the Policy Advisory Committee, who hailed it as a great step forward "in insuring that aesthetic consideration, particularly as related to parks and open space, are being properly balanced with transportation requirements."

POLICY ADVISORY COMMITTEE

Senator TYDINGS. For the record, what is the Policy Advisory Committee?

Mr. AIRIS. The Policy Advisory Committee is a group of seven individuals who were appointed by the District Commissioners to advise them on transportation matters, at the request of President Kennedy.

Senator TYDINGS. They are the ones who look at the routes and the architecture?

Mr. AIRIS. They have been instrumental in looking at certain routes, not all, but certain routes.

Senator TYDINGS. Continue.

Mr. AIRIS. They further recommended to the Board of Commissioners that the program be submitted to the next monthly meeting of the National Capital Planning Commission and urged the Commission's prompt concurrence.

The agreement and the Policy Advisory Commission's position on the matter were presented at the Planning Commission meeting on the 9th of June, with the result that the substance of the document was incorporated into the Commission's long-range 1985 plan for the District that is currently under preparation.

ACTION ON FOUR MAJOR FREEWAY PROJECTS

At the July 21, 1966, Planning Commission meeting, representatives of this Department presented an informational briefing on the North

Central Freeway and the east leg of the Inner Loop, and at the September 15 meeting, the Department of Highways and Traffic submitted four major freeway projects for formal action. These included the south and east legs of the Inner Loop Freeway System, the Central Potomac River Crossing, and the North Central Freeway between Rhode Island Avenue and Buchanan Street.

The concept and alinement of these four projects, as presented to the NCPC, represented the results of thorough and extensive studies of all alternatives, as well as a responsiveness on the part of the Department to opinions expressed at the various public hearings held on these projects and to the content of the triparty and PAC agreements.

Formal approval was given by the NCPC on September 15, 1966. Likewise, on September 20, 1966, the Board of Commissioners, District of Columbia also formally approved the alinement and concept of these four vital projects.

ACCOMMODATION OF RELOCATION REQUIREMENTS PRIOR TO LAND ACQUISITION

I would like to mention that the Board's approval was given with the full understanding that in accordance with law and policy, all relocation requirements would be accommodated prior to land acquisition.

With the aforementioned approvals, and with restoration of the funds requested herein, we are confident that we can now go forward with most of the Interstate System planned for the District. If remaining planning decisions can be resolved with reasonable expediency, and we expect that they will be so resolved, we have every reason to believe that the District can complete its portion of the Interstate System on schedule.

Thank you.

POLICY ADVISORY COMMITTEE APPROVAL OF TRIPARTY AGREEMENT

Senator TYDINGS. As I recall at the meeting of the legislative committee on the District, we discussed the role of the Policy Advisory Committee, and in particular I think we discussed their role insofar as the recommendations involving the Center Leg, Inner loop, and the Northeast-North-Central Freeway, the North Leg Inner Loop Freeway, all of the essential portions of the Interstate System.

It is my understanding that these items which you have requested in the $12,805,100 figure, these have all been submitted and approved by the Policy Advisory Committee.

Mr. AIRIS. Generally, they were covered in the triparty agreement which was approved by the Policy Advisory Committee.

Senator TYDINGS. Are there any of them which weren't?

Mr. AIRIS. They were all covered, sir.

Senator TYDINGS. They were all covered?

Mr. AIRIS. Yes.

POLICY ADVISORY COMMISSION STATEMENT AND TRIPARTY AGREEMENT

Senator TYDINGS. Did the Policy Advisory Commission issue any statements?

Mr. AIRIS. Yes, sir.

Senator TYDINGS. Do you have a copy of it?

Mr. AIRIS. I have a copy of it here if you wish.

Senator TYDINGS. May I see a copy of it? I think we will include it for the record.

Mr. AIRIS. Sir, here is the triparty agreement which was mentioned, and this is the policy advisory statement that pertains to that.

General DUKE. Mr. Chairman, so far as I can remember, I don't think the 14th Street Bridge is a project contained in the Policy Advisory Committee's review or in the triparty agreement. It has been an item that has not been subject to controversy, by and large. Oh, I beg your pardon, sir, it is.

Senator TYDINGS. I will enter both into the record at this time.

(The documents follow:)

STATEMENT OF AGREEMENT RELATIVE TO IMPLEMENTATION OF FREEWAY PROGRAM IN DISTRICT OF COLUMBIA AND VIRGINIA

In recognition of the need for action in proceeding with the freeway program in the National Capital Region, the following is agreed to:

SPECIFIC PROJECT ITEMS

1. The National Park Service agrees to the proposed location of Interstate 95 as it relates to Fort Drive and Northwest Branch Park in the District of Columbia and Maryland. The National Park Service will support the D.C. Department of Highways and Traffic location of the North-Central Freeway.

2. The National Park Service agrees to the D.C. Department of Highways and Traffic plan for the location of the East Leg of the Inner Loop through Anacostia Park, on condition that access be provided therefrom for D.C. Stadium parking and that the alignment be consistent with the Rapid Transit alignment proposed in this vicinity.

3. The D.C. Department of Highways and Traffic agrees to provide the cost of a reflecting pool at Grant Memorial in connection with the construction of the Center Leg of the Inner Loop on the straightened alignment recently concurred in by the D.C. Department of Highways and Traffic, the National Park Service, and the Architect of the Capitol. The design of the Center Leg of the Inner Loop will also provide for the elimination of 1st, 2nd, 3rd Streets between Louisiana Avenue and Canal Street across the Mall, except for a ceremonial 3rd Street (Louisiana Avenue extended).

4. The D.C. Department of Highways and Traffic agrees to the depression of Constitution Avenue at the Pennsylvania Avenue crossing. This is a proposal of the President's Council on Pennsylvania Avenue.

5. The D.C. Department of Highways and Traffic agrees to tunneling 4th and 7th Streets, under the Mall as a part of the approved Mall landscape plan.

6. The D.C. Department of Highways and Traffic agrees to the elimination of 15th and 17th Streets, crossing of the Mall in connection with the project for underpassing the Mall with 14th Street.

7. The D.C. Department of Highways and Traffic agrees to the tunneling of E Street from the vicinity of 17th Street to the vicinity of 13th Street through the Ellipse generally along the alignment of South Executive Avenue.

8. The D.C. Department of Highways and Traffic agrees to the tunneling of the South Leg of the Inner Loop between Constitution Avenue and 14th Street. Connections are to be provided between the South Leg and Independence Avenue in the vicinity of 14th Street.

9. The National Park Service agrees to a new four-lane river crossing of the Potomac in the 14th Street corriodor. In connection therewith, the Virginia Highway Department will provide access ramp for westbound traffic from George Washington Memorial Parkway to Highway I–95 southbound and access ramp for southbound traffic from 14th Street Bridge to George Washington Memorial Parkway southbound.

10. The Virginia Highway Department agrees to improve ramp access at the Jefferson Davis Highway and 14th Street Bridge approaches for eastbond traffic on Jefferson Davis to the northbound 14th Street loop. This involves primarily an improved and enlarged ramp connection.

11. The National Park Service agrees to temporary connections from the Inner Belt to Ohio Drive in the vicinity of the Lincoln Memorial pending completion of the tunneling project under the Tidal Basin.

12. The Virginia Highway Department agrees to provide access and exit connections between the Jefferson Davis Highway and the Theodore Roosevelt Bridge, and also to provide a connection between U.S. Highway 50 and the Jefferson Davis Highway in the vicinity of the Iwo Jima Memorial as a part of the Interstate System.

13. The D.C. Department of Highways and Traffic agrees to depress new eastbound lanes of Potomac River Freeway. D.C. Department of Highways and Traffic also agrees to the eventual elimination of the Whitehurst Freeway and substitution of new depressed westbound lanes for the Potomac River Freeway. Appropriate surface connections will be provided between Palisades Parkway and the Potomac River Freeway at the new Potomac River Bridge crossing to accommodate future Potomac River Freeway profile and alignment. Appropriate local street access from Georgetown to proposed water front park will also be provided. Accordingly, the D.C. Department of Highways and Traffic agrees to proceed with acquisition of easements and property for the general area bounded by Rivert Front, K Street, 31st Street extended and Key Bridge.

14. The National Park Service agrees to a new Potomac Crossing between Virginia and the District of Columbia at Spout Run. The Virginia Highway Department agrees to re-evaluate the need for connections to the Parkway at Spout Run when the new crossing is completed. In regard to this matter, it is noted that traffic congestion on the Parkway occasioned by the Spout Run connections and the connections at Key Bridge is creating undesirable traffic difficulties even at the present time. As an interim measure, the National Park Service agrees that it will build and maintain a third lane on the George Washington Memorial Parkway between Spot Run and the Theodore Roosevelt Bridge.

15. The National Park Service agrees to complete the Palisades Parkway between the D.C. Line and the new river crossing at Spout Run so as to provide east-west access between the Palisades Parkway and K Street, provided the District transfers the street space along this route.

16. It is agreed that a depressed K Street connection should be provided between the Potomac River Freeway and the Center Leg. At the same time, serious concern has been expressed with respect to certain elements involved in its construction. Unfortunately, sufficient detailed analysis has not been given this proposal to permit unqualified approval by the signatories. However, subject to confirmation of the following assumptions by future plans, the K Street alternate to the presently proposed North Leg should be accepted as the Interstate connection. These factors of concern that must be accommodated follow:

(a) A detailed traffic analysis must support the use of the facility.

(b) The available right-of-way must permit construction of six traffic lanes to Interstate standards acceptable to the U.S. Bureau of Public Roads.

(c) Construction plans and procedures must be developed that permit the continued viability of the general area.

GENERAL AGREEMENTS

(1) It is agreed that National Park lands used for surface roadways in connection with the foregoing program will be replaced through payments in cash or in kind. This agreement will also apply conversely when street areas are converted to park areas. As a part of this general agreement, the District agrees to transfer to the National Park Service the road right-of-way it now owns in the Glover-Archbold Park.

(3) It is agreed that the Theodore Roosevelt Bridge should be open to truck traffic and that the South Leg of the Inner Loop should be constructed to a height to accommodate the same.

(3) It is agreed by all concerned that the new bridge crossings should achieve an architectural excellence that will make them distinctive contributions to the total conservation program now underway along the Potomac. To this end, the Commission of Fine Arts, in addition to the normal clearances, shall be consulated extensively during the design stage.

(4) The program outlined above involves close cooperation of the agencies concerned. It is agreed that each agency will schedule its work to facilitate the work of the other to the maximum extent and with a minimum of inconvenience to the using public.

(5) It is agreed that—subject to the availability of funds—and each agency undertakes to obtain such funds as promptly as possible, the foregoing program shall be completed as rapidly as feasible, but not to exceed six years.

Dated May 25, 1966.

GEORGE B. HARTZOG,
Director, National Park Service.
DOUGLAS B. FUGATE,
Commissioner, Virginia Department of Highways
(Subject to Commission Approval).
C. M. DUKE,
Engineer Commissioner, District of Columbia.

STATEMENT OF AGREEMENT OF THE POLICY ADVISORY COMMITTEE CONCERNING IMPLEMENTATION OF THE FREEWAY PORTION OF THE BALANCED TRANSPORTATION SYSTEM IN THE DISTRICT OF COLUMBIA

The Policy Advisory Committee's statement of March 31, 1966, reflected unanimous concern that social and aesthetic factors be given full consideration on the design of urban freeways. At the same time, the Policy Advisory Committee recognizes the community's urgent need for all forms of transportation improvements, the desire of the President and the Congress to provide these improvements as soon as possible, and the practical considerations of system planning, financing, programming and scheduling required to insure orderly and logical development and construction of transportation facilities.

Since March 31, 1966, a concept of joint housing and highway projects has been introduced which appears to have great potential in eliminating problems of relocation. This approach, plus the requirement of the Board of Commissioners that satisfactory relocation housing must be available prior to construction of major highway contracts, has greatly reduced the concern of the Policy Advisory Committee on the question of social impact.

The Agreement between the National Park Service, the District of Columbia and the Virginia Department of Highways, dated May 25, 1966, is a great step forward in insuring that aesthetic considerations, particularly as related to parks and open space, are being properly balanced with transportation requirements. With this Agreement and the understanding that the Commission of Fine Arts will play an expanded role in the architectural development of major highway facilities, the concern of the Policy Advisory Committee on the question of aesthetic impact has also been greatly reduced.

In view of the foregoing, the Policy Advisory Committee endorses the action program contained in the Agreement between the National Park Service, the District of Columbia and the Virginia Department of Highways, recommends to the Board of Commissioners that it be submitted to the next monthly meeting of the National Capital Planning Commission, and urges the Commission's prompt concurrence.

Furthermore, the Policy Advisory Committee also agrees to meet on a continuing basis to insure the early implementation of the program.

DESTRUCTIVE EFFECTS OF THE INTERSTATE HIGHWAY PROGRAM

Senator TYDINGS. I have a series of questions submitted by Senator Case, who is not present, but who is interested in this entire area, which I will propound to both Mr. Airis and to General Duke for the record here. This is Senator Case's question:

Last year a number of my colleagues and I on this Subcommittee raised serious questions about the destructive effects of the Interstate Highway Program on the Nation's Capital. We were particularly disturbed about the Inner Loop and I also was very concerned about the South Leg of the Loop running through

West Potomac Park. We were successful in getting language inserted in the Senate report on the D.C. Appropriations Bill and a portion of it reads as follows:

> * * * the committee directs that all future budget estimates for the District of Columbia Highway Program be presented on the basis only of prior authorization by the respective District legislative committees.

Is this directive being complied with? Please explain.

NO FORMAL AUTHORIZATION LEGISLATION PASSED

General DUKE. I would like to comment on that, Mr. Chairman. I will have to say that the projects that are being presented to the committee today, with the exception of the 14th Street Bridge project, have received no additional legislative authorization in comparison to that which existed a year ago when the subcommittee heard the program in connection with the fiscal 1966 Budget. Therefore, from the standpoint of both legislative committees reviewing these budget estimates, these individual interstate freeway projects, and acting on them in a manner that would qualify for this interpretation of prior authorization, I have to say that this action has not been taken.

SENATOR TYDINGS. In other words, there was no formal authorization legislation passed by the two committees. Is that what you are saying?

General DUKE. I beg your pardon, sir?

Senator TYDINGS. I gather from your answer, that there was no formal authorization legislation reported out by the District legislative committees on these specific projects.

General DUKE. That is correct. Certainly, with respect to the authorization, the general authorization, there has been no specific action taken in respect to these projects, excepting the 14th Street Bridge.

Senator TYDINGS. However, as a matter of fact, you and your representatives did go into both open session and executive session with the District of Columbia legislative committee in the Senate, and go over these points item by item, and in connection with that agreed that you would get the Policy Advisory Committee's OK before you went ahead.

General DUKE. Yes, sir.

ACTION TAKEN

Senator TYDINGS. Is that a proper recollection?

General DUKE. A number of actions have taken place since last year in this general connection.

Senator TYDINGS. Why don't you enumerate those for the record.

General DUKE. I would be glad to, sir. In the first instance, I will have to say quite candidly that the District of Columbia government as a government is quite anxious to comply with the administrative requirements of any of the congressional committees with respect to procedures that must be followed in submission of the projects, and we have been quite concerned about this particular statement which was contained in the Senate committee report having to do with the Appropriation Act of 1966, and the fact that there was not a corresponding statement on the House of Representatives side.

BUDGET SUBMITTED

Traditionally, we have submitted the budget in a similar manner to both side of the Congress. When the Appropriation Act of 1966 was

being debated on the floor of the Senate, after having been reported out by the Senate Appropriations Committee, Senator Randolph made the following statement with respect to this particular problem:

I would again emphasize that when the Congress enacted the legislation establishing the interstate and Defense Highway System, and the amendments subsequent to the Act of 1956, the program of the District of Columbia was authorized on the same basis as the programs in the 50 States.

PROBLEMS TO BE RESOLVED

There was a great deal of discussion with respect to this problem as I recall at the time, following which the Senate and House managers met in conference in order to resolve outstanding problems in connection with the fiscal 1966 appropriation act.

Following that conference, the House managers had inserted—this is the conference report—the following statement:

The managers on the part of the House are not in agreement with the statement in the Senate report which reads as follows: "Accordingly, the committee directs that all future budget estimates for the District of Columbia Highway Program be presented on the basis only of prior authorization by the respective District legislative committees."

They indicated, in other words, that the opinion of the House was different with respect to this particular element than the opinion that had been expressed by the Senate Appropriations Committtee.

Thereupon, subsequently on the Senate floor debate on the conference report for that same bill, Senator Byrd, the chairman of the subcommittee, commented, and I quote:

For my part, I associate myself with the position taken by Mr. Natcher, the Chairman of the House Subcommittee on Appropriations for the District of Columbia. On July 1st, at the time the conference report was being considered by the other Body he stated: "We are of the opinion that there is already sufficient general authority for this Highway Program and we feel that future budget estimates should be submitted in accordance with the current procedure."

And then Senator Byrd continued:

Mr. Natcher stated my position precisely.

Subsequently, in that same debate, Senator Byrd said:

The position taken by the House conferees, to wit, that they are not in agreement with the language expressed in the Senate committee report, negates that Senate report language. The net result of that disagreement in my judgment is that the requirements that were proposed by the Senate Committee on Appropriations in its report are in effect nullified, since action by both Houses is necessary to impose the legislative mandate on the District.

Following this, Senator Bible, the chairman of the Senate Legislative Committee, expressed the following view, and I quote:

I take the position that I am relieved because of the same principles stated by the House of Representatives, and this comes through the Commissioners. I further believe unequivocally that the Federal Aid Highway Act of 1956 provides ample legislative authority for the District Government to construct its Interstate Highway System as it has been doing since 1956 without additional or specific project legislative authority from the District legislative committees.

Senator TYDINGS. In addition to that, why don't you outline very briefly what you did insofar as the District legislative committee is concerned in going over these highway projects.

General DUKE. Yes, sir. I apologize for taking so much time in reading these.

REQUIREMENTS FOR SUBMISSION OF PROGRAMS

Senator TYDINGS. For the record.

General DUKE. I only did this to explain that the District government, in trying to ascertain the requirements for submission of the program this year, was trying to fully comply, obviously, with the will of the Congress, and hopefully that the will was expressed equally on both sides of the Congress.

REVIEW OF LEGISLATIVE AUTHORIZATION

The subject of the legislative authorization has been reviewed in two connections recently, one in connection with the 14th Street Bridge authorization, which bill just recently passed, and, incidentally, was signed into law I think yesterday, and also in connection with the revenue bill, which provides the additional borrowing authority for the highway funds and an increase in gasoline taxes.

So far as I can recall, in none of these discussions before the Legislative Committee was this particular subject raised or was the concern reiterated on the part of the Legislative Committees with respect to authorization of specific items prior to receiving appropriations. I state that in rather general terms, and, of course, I——

Senator TYDINGS. But you did go into some detail with the Legislative Committees on all of the points in the various highway programs before these committees that you are now going into before the Appropriations Subcommittee.

General DUKE. Yes, sir, they have been presented to the Legislative Committees, and I should say as far as the matter of information to the committees are concerned, this has been accomplished, but from the standpoint of a special authorization for each one, this, of course, is——

(Off the record.)

Senator TYDINGS. Back on the record.

SOURCE OF INFORMATION FROM NEWSPAPER

General DUKE. Immediately following the reporting by the Senate Legislative Committee of the recent revenue bill for the District of Columbia, the chairman of the Legislative Committee, Senator Bible, was interviewed in the hall outside, as I understand it, by newspaper reporters, and this is the quotation with respect to that interview that appeared in the next day's morning newspaper. This is the best source of the information that I have with respect to the specific quote, and this is the newspaper.

Senator TYDINGS. Is that the Baltimore Sun?

General DUKE. I am sorry, sir, this is the Washington Post of May 6, 1966:

> Some members of the committee had considered offering an amendment to the Revenue Bill requiring that all future highway projects be approved by Congress before money could be spent to build them. Bible said he felt though that the highways have all the Congressional authorization they need under the Interstate Highway Act.

Senator TYDINGS. I will move on to the next question, General Duke. This is the second question of Senator Case's:

> I note from press reports that the D.C. Government apparently feels that a new 14th Street bridge would require Congressional authorization before Con-

gress can appropriate funds for the project. I would like to know why this is necessary in the case of a bridge which I am told would be built under the Interstate Highway Program and not necessary in the case of highways that also will be part of the Interstate system?

General DUKE. Sir, if I may comment on that, too. The Board of Commissioners, in expressing their support for the passage of that bill, did not change their basic position with respect to the existence of existing legislative authority for the project. As I recall, the Board did say that the passage of a legislative act that had to do with an interstate facility, one which would lie both in Virginia and one in the District of Columbia, might well resolve any possible questions with respect to the expenditure of District of Columbia funds on such interstate facility, and, therefore, for this reason we would support its enactment. We didn't at the moment give any such problems that might exist or identify them, but said that it would serve a useful purpose in resolving any such problems that arose, but it did not relate to the matter of legislative authorization.

PRESERVATION OF PARKLANDS AND HISTORIC SITES

Senator TYDINGS. The third question:

Recently the Congress accepted an amendment to the Federal Aid Highway Act relating to the preservation of parklands and historic sites and the beauty and historic value of such lands and sites. This amendment is not as strong as the bill Senator Case recently introduced to require replacement in kind wherever parks and other open spaces are taken for all types of projects involving Federal financing. Nevertheless, it requires some affirmative action by Federal and local government. I would like to know what steps, if any, your department has taken, or will take, to implement this provision in planning and carrying out the D. C. Highway Program?

OBJECTIVES ACCOMPLISHED

Mr. AIRIS. We feel, sir, that even before the passage of the legislation, that in our cooperative dealings with the National Park Service here, and in the PAC consultations, we had already accomplished the objectives in that particular bill, and I think it is covered in the general agreement in the PAC documents that you have already inserted in the record, sir, and I might just requote it here. This is one of the general agreements that I mentioned:

It is agreed that the national parkland used for surface roadways in connection with the foregoing program—

Meaning the Interstate Program principally—

will be replaced through payments in cash or in kind. This agreement will also apply conversely when street areas are converted to park areas. As a part of this general agreement, the District agrees to transfer to the National Park Service the road right-of-way that it now owns in the Glover-Archbold Park.

RIGHT-OF-WAY AND ROADWAY ALONG CANAL ROAD

Now, sir, that road right-of-way is in the process of being transferred over to the Park Service right now. Also, the roadway along Canal Road that we have ownership of, or at least have control of, is also being processed, but the date of turnover will be at the time that the Park Service goes through with their parkway down through Canal Road area that extends on down from the upstream.

Senator TYDINGS. Are there any other parklands or historic sites being processed?

Mr. AIRIS. Not at the present time. I think those are the two that we have underway right now, sir; but, in addition, of course, what we have being set up is a tally sheet of pro and con.

GIANT STEPS TAKEN

As a part of the tunnel across the Mall under Third Street, we will abandon Third Street. That is contemplated, and it will be turned over to the Park Service. But, of course, it is not underway yet, and can't be accomplished at the present time until we get the center leg through, and begin to take traffic below ground.

So, we feel that we have already, during the past year, taken some giant steps forward to comply with the intent of that legislation, sir.

Senator TYDINGS. Do you have anything more you want to add?

General DUKE. No, sir.

ADDITIONAL EXPRESSWAYS AND BRIDGES

Senator TYDINGS. Senator Case, in his fourth question, proceeds as follows:

In its statement of October 4 to this Subcommittee, the Committee of 100 on the Federal City made the following comment:

"To the best of our knowledge, proponents of the proposed Highway Program do not have published traffic count figures on peak-hour vehicular traffic in and out of the District demonstrating the need for additional expressways and bridges across the Potomac." Since this point has been raised on a number of occasions, I would appreciate having the District's comment on this.

In addition, I also would like to have supplied for the record any statistics you do have relating to this matter.

TRAFFIC COURT STATISTICS, POTOMAC RIVER BRIDGES

Mr. AIRIS. Well, I don't think that we have——

Senator TYDINGS. You can provide it later. You can provide these traffic count statistics later, if you have them.

General DUKE. Relating to crossings over the Potomac River, Senator?

Senator TYDINGS. That is right; over the Potomac. He specifically says expressways and bridges across the Potomac, so I presume we are limited to the Potomac.

Mr. AIRIS. We have had those, and have had them yearly.

Senator TYDINGS. Will you supply them for the record at this point?

Mr. AIRIS. I can supply them for the record. We have recent ones, a very detailed count that we can probably place in the record. If not, it will be the year before.

(The information follows:)

The Department of Highways and Traffic does not publish traffic count figures on peak hour vehicular traffic across the Potomac River primarily because of the bulk of data which would be contained therein. This data is collected, however, and is readily available. The Department does distribute to the news media and others, 24 hour data regularly every month. It should be understood completely that these are ground counts on existing facilities. They are not forecasted counts such as are used in determining future bridges and bridge locations.

The demonstration of need for added bridges across the Potomac is primarily based on traffic forecasts developed out of a variety of data concerning population increases, land-use forecasts, employment increases, and other data bearing upon the future movement of traffic.

The attached table shows the peak hour in-bound volume on the central area bridges for January 1966, totaling 19,799 vehicles. It also indicates the maximum peak hours reached on each of these bridges at differing times throughout the year. These total 21,676 vehicles. This latter figure is in essence the bridge capacity that should be provided at the present time to adequately and safely accommodate present traffic. The table also shows the current rated peak hour capacity of these bridges, which totals 18,900.

It is obvious from these figures that the bridges currently in existence are being utilized at a greater rate than the capacity indicates. In order to clarify the fact that the capacity figure reflects the current conditions, it should be noted that the Memorial Bridge figure indicates that the bridge is now operating two lanes in-bound since it is under construction and has been for a considerable amount of time. Likewise, the Theodore Roosevelt Bridge is indicated as operating with two lanes in-bound since these are the only connections currently open to traffic. As the construction on Memorial Bridge is completed and the complete facility at Theodore Roosevelt Bridge is finally open to traffic, there will be an absolute maximum addition of 4,800 vehicles to the present rated capacity. This will raise the rated capacity of the central area bridges to a total of 23,700 or slightly above the maximum peak requirement. These figures then indicate current usage and capacity.

Also indicated on the table is a listing of two-hour peak volumes from 1962 to 1966 on these central area bridges. It can be seen that these two-hour peak volumes have increased by approximately 3,500 vehicles in the five-year period. When taking into account the additional Potomac River crossings at Cabin John and Woodrow Wilson, this five-year increase is in the amount of 11,000 vehicles. These two conditions indicate that the two-hour peak volumes, or what we call the peak period, are increasing at the central area crossings, and also at the outer crossings as a direct result of the limited capacity in the central area crossings.

In respect to future requirements, however, an entirely different picture develops. There have been many projections of future traffic requirements across the Potomac River. Most of our current studies indicate that in the year 1980 the central area crossings will have a total peak hour requirement in excess of 25,000 vehicles. It is with this total peak hour requirement in mind that additional Potomac River crossings have been proposed at 14th Street and Three Sisters.

Recent developments in establishing more definitive plans and principles in the approach area of the central area bridges have now presented the prospect of actually reducing some of the existing bridge capacity in the very near future. Three items: (1) the new mall concept, (2) the elimination of freeway ramps from Key Bridge, and (3) reduction of Chain Bridge capacity due to the Palisades Parkway facility, combine to reduce central river crossings in-bound capacity by approximately four lanes, or approximately 6,000 vehicles, or a reduction of our existing capacity to a total of less than 18,000 vehicles per hour. Specifically, the mall proposal removes much of the existing approach capacity from Memorial Bridge on the District of Columbia side of the Potomac River. The Potomac River Freeway, as a depressed freeway, removes existing freeway connections from Key Bridge. The Palisades Parkway proposal prohibits in-bound use of the Chain Bridge as a two-lane facility. The combination of these three developments will more than nullify the 4,800 vehicle capacity indicated above.

It should also be understood that all of the projections of future Potomac River crossing requirements are calculated under the assumption that a complete regional transit system is in operation and that it will be carrying its appropriate share of the transportation requirement.

Central Potomac River Crossing

Existing average weekday peak-hour volumes on all inbound lanes versus rated peak-hour capacity

Bridges	January 1966	Maximum peak-hour volumes reached	Rated peak-hour capacity
14th St.	7,018	7,070	6,400
Memorial	4,220	4,770	3,200
Theodore Roosevelt	2,670	3,600	3,200
Key	3,356	3,640	3,900
Chain	2,535	2,596	2,200
Total	19,799	21,676	18,900

1962–66 2-hour peak volumes [1] *(on all inbound lanes)*

Bridges	1962	1963	1964	1965	1966
14th Street	8,914	11,744	12,171	13,172	12,699
Memorial	11,312	9,854	10,644	8,033	6,062
Theodore Roosevelt				3,323	5,211
Key	6,232	6,308	6,224	6,154	6,438
Chain	3,967	3,841	4,165	4,191	3,458
Total	30,425	31,747	33,204	34,873	33,868

[1] When Cabin John and Woodrow Wilson Bridges are added to the above figures, totals increase from 32,379 in 1962 to 43,429 in 1966 or an increase of 34 percent.

VEHICLE VOLUME SUMMARY

FORM TAS-01 — DISTRICT OF COLUMBIA — DEPARTMENT OF HIGHWAYS AND TRAFFIC

STATION NO.: 08

LOCATION: HIGHWAY BRIDGE

REMARKS: MONTHLY AVERAGE

DAY	SUNDAY		MONDAY		TUESDAY		WEDNESDAY		THURSDAY		FRIDAY		SATURDAY		WEEK DAY AVERAGE	
DATE	8/ 0/66		8/ 0/66		8/ 0/66		8/ 0/66		8/ 0/66		8/ 0/66		8/ 0/66			
PERIOD BEGINNING	IN	OUT	IN	OUT	IN	OUT	IN	OUT	IN	OUT	IN	OUT	IN	OUT	IN	OUT
MIDNIGHT	670	1330	590	790	570	730	580	790	650	940	620	880	830	1100	602	826
12:30	570	1130	480	640	400	510	380	560	390	630	400	590	660	960	410	586
1:00	510	740	360	420	370	410	360	420	350	480	370	460	630	800	362	438
1:30	430	610	260	330	190	320	230	370	210	380	230	380	420	720	224	356
2:00	360	490	250	240	180	310	190	340	200	370	180	370	390	760	200	326
2:30	300	400	170	180	170	190	160	220	170	250	180	220	360	520	170	212
3:00	240	330	180	170	160	160	130	140	140	180	150	180	300	410	152	166
3:30	190	270	170	150	130	160	130	140	130	150	150	160	230	350	142	152
4:00	160	240	170	140	130	130	140	140	140	140	150	150	220	300	146	140
4:30	160	190	190	140	160	190	160	170	160	180	170	180	230	320	168	172
5:00	170	180	300	190	260	210	240	200	250	210	250	220	280	250	260	206
5:30	210	190	500	330	470	410	480	410	490	390	500	410	370	360	488	390
6:00	270	210	1250	660	1260	870	1220	880	1210	780	1210	780	610	460	1230	794
6:30	480	300	2360	1500	2300	1910	2410	1970	2430	1760	2390	1710	990	730	2378	1770
7:00	550	410	3160	2580	3170	2650	3180	2700	3160	2700	3170	2800	1220	980	3168	2646
7:30	620	480	3380	2830	2900	2880	3320	2850	3350	2910	3370	2880	1340	1080	3264	2870
8:00	600	500	3420	2240	3300	2070	3430	2110	3500	2230	3420	2180	1270	1050	3414	2168
8:30	650	540	3180	1630	3260	1610	3300	1640	3230	1670	3320	1670	1490	1020	3258	1644
9:00	800	530	2130	1450	2390	1450	2310	1450	2230	1500	2270	1480	1470	1000	2266	1466
9:30	890	600	1780	1280	1870	1300	1980	1310	1890	1330	1920	1350	1510	1060	1888	1314
10:00	980	700	1650	1330	1760	1320	1770	1380	1800	1340	1810	1410	1580	1150	1758	1356
10:30	1190	740	1630	1350	1700	1410	1700	1450	1720	1390	1780	1450	1640	1270	1706	1410
11:00	1120	870	1640	1360	1710	1450	1750	1500	1740	1500	1900	1550	1610	1330	1748	1472
11:30	1270	960	1570	1590	1730	1610	1790	1630	1780	1590	1870	1670	1640	1450	1748	1618
12 NOON	1390	1080	1660	1590	1610	1670	1710	1660	1640	1710	1800	1790	1720	1600	1684	1684
12:30	1570	1320	1640	1540	1680	1680	1690	1670	1620	1680	1800	1780	1690	1630	1686	1670
1:00	1550	1260	1690	1590	1660	1670	1800	1730	1750	1710	1850	1790	1690	1640	1750	1698
1:30	1560	1320	1730	1640	1700	1700	1750	1700	1690	1690	1720	1870	1630	1510	1718	1720
2:00	1530	1400	1710	1670	1750	1780	1730	1830	1760	1800	1970	1920	1690	1590	1784	1800
2:30	1520	1530	1590	1610	1780	1900	1760	1900	1830	1850	1980	1980	1680	1570	1788	1848
3:00	1570	1550	1750	1900	1840	2060	1850	2110	1830	2030	2070	2190	1720	1750	1868	2058
3:30	1570	1710	2020	2310	2090	2450	2040	2440	2140	2400	2280	2540	1640	1790	2114	2428
4:00	1480	1920	2540	3070	2650	3090	2650	3250	2710	3100	2790	3160	1700	1890	2668	3134
4:30	1420	1840	2920	3290	3090	3300	2790	3280	2790	3130	3070	3270	1550	1840	2932	3254
5:00	1460	1730	2680	3210	2670	3260	2970	3230	2680	3210	2730	3080	1490	1660	2746	3198
5:30	1400	1630	1910	3400	1840	3290	1990	3270	2130	3210	2240	3200	1440	1600	2022	3274
6:00	1510	1590	1630	2500	1640	2640	1790	2710	1790	2780	1850	2780	1480	1600	1740	2682
6:30	1490	1430	1700	1730	1610	1840	1690	1910	1660	1950	1650	2080	1480	1390	1702	1902
7:00	1580	1440	1900	1490	1730	1540	1850	1570	1720	1650	2110	1730	1560	1240	1862	1596
7:30	1540	1370	1630	1360	1610	1390	1870	1450	1680	1420	2120	1580	1750	1190	1782	1440
8:00	1420	1200	1360	1280	1470	1300	1580	1360	1490	1400	1820	1450	1580	1120	1544	1358
8:30	1370	1310	1250	1190	1340	1300	1330	1380	1340	1390	1580	1400	1390	1080	1368	1332
9:00	1260	1230	1170	1360	1180	1330	1170	1310	1300	1430	1450	1400	1290	1100	1254	1366
9:30	1190	1100	1080	1150	1070	1190	1090	1220	1070	1290	1300	1380	1120	1010	1122	1246
10:00	1110	1080	1010	1170	980	1210	1020	1310	930	1140	1130	1370	1010	1020	1014	1240
10:30	950	1060	850	1020	840	1090	890	1280	860	1010	1050	1300	870	1040	898	1140
11:00	940	1060	750	1020	820	1140	840	1160	820	1040	940	1450	810	1040	834	1162
11:30	770	1020	670	980	680	950	750	1120	690	1010	860	1340	790	1170	730	1080
DIRECTIONAL TOTALS	46540	46120	69610	66590	69870	69030	71940	70620	71240	70030	76140	72760	56060	53500	71760	69806
DAILY TOTALS	92660		136200		138900		142560		141270		148900		109560		141566	
10 HOUR TOTALS AND % OF 24 HRS.	DIRECTION #1 - TOTAL		(45510) ,		(63.4 %)		DIRECTION #2 - TOTAL		(42310) ,		(60.6 %)		DAILY TOTAL	(87820) ,		(62.0 %)
PEAK HOURS AND % OF 24 HRS.			(6678) ,		(9.3 %)				(6472) ,		(9.3 %)					

FORM TAS-01

VEHICLE VOLUME SUMMARY

DISTRICT OF COLUMBIA
DEPARTMENT OF HIGHWAYS AND TRAFFIC

STATION NO.: 09
LOCATION: MEMORIAL BRIDGE

REMARKS: TWO WEEK AVERAGE

DAY	SUNDAY		MONDAY		TUESDAY		WEDNESDAY		THURSDAY		FRIDAY		SATURDAY		WEEK DAY AVERAGE	
DATE	8/ 0/66		8/ 0/66		8/ 0/66		8/ 0/66		8/ 0/66		8/ 0/66		8/ 0/66			
PERIOD BEGINNING	IN	OUT	IN	OUT	IN	OUT	IN	OUT	IN	OUT	IN	OUT	IN	OUT	IN	OUT
MIDNIGHT	130	410	110	170	90	170	90	190	110	220	90	190	140	320	98	188
12:30	100	240	70	90	70	100	50	120	60	120	50	100	110	200	60	106
1:00	100	180	40	70	50	80	40	80	60	100	50	90	110	200	48	84
1:30	80	110	40	40	30	60	40	60	30	80	20	60	70	140	32	60
2:00	70	90	30	40	30	50	20	60	30	70	30	70	50	120	28	58
2:30	60	70	20	30	20	40	20	30	20	40	20	30	40	80	20	34
3:00	30	50	20	10	20	30	20	30	20	20	10	20	30	50	18	22
3:30	20	30	20	20	20	10	10	20	10	20	10	20	30	40	14	18
4:00	30	30	20	20	20	10	20	10	20	10	20	20	30	30	20	14
4:30	20	20	30	20	30	20	20	20	20	20	20	20	40	20	24	20
5:00	20	20	40	30	40	20	40	30	30	30	30	30	30	30	36	28
5:30	30	20	90	60	110	40	80	50	90	50	100	50	60	30	94	50
6:00	40	30	290	130	320	120	270	130	290	140	310	120	120	60	296	128
6:30	70	50	660	320	720	330	640	340	670	340	660	320	160	120	670	330
7:00	70	80	990	790	1160	760	1010	770	1030	750	1030	720	230	160	1044	758
7:30	110	110	1410	960	1470	970	1330	940	1450	850	1350	930	270	180	1402	930
8:00	100	100	1520	610	1840	610	1710	610	1660	660	1790	630	300	200	1704	624
8:30	160	100	1400	500	1590	520	1480	530	1330	550	1540	500	340	260	1468	520
9:00	190	160	710	330	750	370	720	390	670	390	730	440	380	250	716	384
9:30	250	200	500	350	610	390	640	410	560	400	550	430	420	360	572	396
10:00	360	260	510	370	510	410	560	450	550	440	530	420	460	370	532	418
10:30	410	360	570	480	590	490	610	520	550	500	540	510	510	450	572	500
11:00	470	380	450	430	560	540	570	560	570	520	580	510	520	510	544	512
11:30	480	430	550	500	610	590	630	610	640	580	620	550	470	500	610	566
12 NOON	550	490	600	540	600	610	580	570	580	580	590	580	500	550	590	576
12:30	560	600	560	600	570	650	600	650	570	590	580	580	530	540	576	614
1:00	640	550	580	530	600	590	620	530	590	570	580	550	560	580	590	554
1:30	580	600	560	540	620	600	620	590	610	600	590	600	540	510	600	586
2:00	700	630	570	540	550	650	570	590	580	570	620	550	550	590	578	580
2:30	620	610	580	610	590	660	600	630	590	610	580	680	550	600	588	638
3:00	670	690	620	650	590	690	580	720	590	630	570	660	570	630	590	670
3:30	620	720	700	710	660	760	650	750	660	700	680	760	570	650	670	736
4:00	660	680	950	1020	890	1040	1010	1060	1050	1090	1100	1030	520	650	1000	1048
4:30	650	650	1450	1370	1350	1360	1380	1400	1260	1340	1290	1400	520	610	1346	1374
5:00	590	580	1060	1670	960	1710	960	1650	850	1620	860	1660	490	510	934	1662
5:30	570	560	820	1870	720	1910	670	1940	720	1910	660	1900	460	440	718	1906
6:00	550	510	600	1080	550	1110	570	1130	530	1080	480	1080	490	450	546	1096
6:30	540	400	530	630	520	650	540	610	490	650	490	670	530	380	514	642
7:00	560	360	600	470	550	510	640	460	570	490	580	500	530	360	588	486
7:30	530	360	530	460	500	480	650	440	510	500	580	430	580	340	554	462
8:00	400	360	440	430	480	390	510	450	390	420	510	390	490	290	466	416
8:30	360	350	380	370	460	360	370	400	380	420	410	400	410	320	384	390
9:00	280	310	350	400	270	400	330	430	260	400	340	400	340	310	310	408
9:30	220	350	290	340	260	480	270	400	210	340	290	380	280	310	264	388
10:00	210	310	250	320	240	370	220	530	190	300	220	410	250	320	224	386
10:30	180	280	210	270	180	310	190	440	160	280	190	310	200	320	186	322
11:00	170	280	200	280	170	260	170	380	170	230	170	320	190	340	176	298
11:30	140	190	140	250	140	270	160	310	130	240	150	280	170	400	144	270
DIRECTIONAL TOTALS	14900	14950	23620	22320	24280	23570	24080	24020	23030	23060	23790	23300	15740	15680	23760	23254
DAILY TOTALS	29850		45940		47850		48100		46090		47090		31420		47014	

10 HOUR TOTALS AND % OF 24 HRS.	DIRECTION #1 - TOTAL	(16756) .	(70.5 %)	DIRECTION #2 - TOTAL	(15412) .	(66.3 %)	DAILY TOTAL	(32166) .	(68.4 %)	
PEAK HOURS AND % OF 24 HRS.		(3172) .	(13.4 %)		(3566) .	(15.3 %)				

VEHICLE VOLUME SUMMARY

FORM TAS-51 — DISTRICT OF COLUMBIA — DEPARTMENT OF HIGHWAYS AND TRAFFIC

STATION NO.: 10

LOCATION: KEY BRIDGE

REMARKS

MONTHLY AVERAGE

DAY	SUNDAY		MONDAY		TUESDAY		WEDNESDAY		THURSDAY		FRIDAY		SATURDAY		WEEK DAY AVERAGE	
DATE	8/ 0/66		8/ 0/66		8/ 0/66		8/ 0/66		8/ 0/66		8/ 0/66		8/ 0/66			
PERIOD BEGINNING	IN	OUT	IN	OUT	IN	OUT	IN	OUT	IN	OUT	IN	OUT	IN	OUT	IN	OUT
MIDNIGHT	360	1000	260	610	260	470	270	520	330	600	290	580	420	690	282	556
12:30	360	820	210	300	170	340	180	380	210	440	180	400	340	680	190	372
1:00	320	490	110	200	120	240	120	280	160	340	140	320	280	540	130	276
1:30	270	380	100	140	90	210	110	250	110	280	110	280	220	490	104	228
2:00	190	280	80	90	90	240	80	230	100	270	120	270	180	570	94	220
2:30	160	220	50	70	70	110	70	120	70	140	80	130	150	270	68	114
3:00	120	170	50	40	50	70	40	70	50	80	50	90	130	170	48	70
3:30	80	120	40	40	40	50	40	50	40	70	50	60	90	150	42	54
4:00	70	80	50	50	40	50	40	50	40	50	50	50	70	120	44	50
4:30	40	60	50	40	50	40	50	50	50	40	60	60	80	90	52	46
5:00	40	50	80	60	100	60	90	50	90	60	100	60	80	80	92	58
5:30	60	60	170	90	160	100	160	80	160	100	160	90	110	80	162	92
6:00	80	70	360	190	340	190	340	200	370	210	340	200	190	140	350	198
6:30	170	100	850	390	870	440	890	460	890	450	860	420	360	230	872	432
7:00	170	130	1330	660	1330	690	1320	690	1320	690	1280	660	400	320	1316	678
7:30	210	160	1540	950	1560	950	1550	950	1570	970	1560	930	510	350	1556	950
8:00	190	170	1690	950	1680	980	1730	970	1660	970	1680	990	500	400	1688	972
8:30	260	200	1630	810	1570	860	1650	820	1590	810	1620	830	620	430	1612	826
9:00	310	220	1110	670	1130	660	1100	650	1140	650	1160	690	640	490	1128	664
9:30	370	270	920	560	930	570	910	600	910	590	930	590	710	520	920	582
10:00	450	290	810	630	810	600	810	630	770	590	870	680	770	600	814	626
10:30	640	370	750	620	810	640	850	660	790	640	840	660	790	700	808	644
11:00	490	430	760	690	800	650	820	700	810	680	880	730	830	760	814	690
11:30	490	430	820	740	870	770	880	760	900	770	940	850	820	840	882	778
12 NOON	540	590	790	780	800	820	810	820	850	830	890	920	830	870	828	834
12:30	630	730	790	780	780	780	790	800	820	820	900	890	810	890	816	814
1:00	640	680	810	810	770	830	800	830	780	820	850	910	830	860	802	840
1:30	690	650	780	840	810	830	800	860	810	860	850	900	760	800	810	858
2:00	670	660	760	810	790	830	790	910	790	840	870	930	820	820	800	844
2:30	720	670	770	820	810	860	810	900	780	870	850	990	810	840	804	892
3:00	720	670	780	920	850	950	840	930	810	910	890	1090	840	890	834	960
3:30	710	730	770	1070	820	1080	830	1130	810	1080	850	1300	830	940	816	1132
4:00	680	790	860	1490	870	1520	890	1560	870	1540	930	1590	790	980	884	1540
4:30	700	780	1030	1570	1020	1600	1040	1580	1070	1540	1060	1600	780	970	1048	1578
5:00	720	730	1120	1650	1100	1670	1140	1660	1050	1560	1070	1660	750	910	1096	1640
5:30	690	760	910	1800	930	1720	960	1720	950	1670	940	1760	780	830	938	1734
6:00	680	730	760	1530	810	1570	830	1560	790	1590	830	1650	810	840	804	1580
6:30	740	650	760	1040	850	1060	810	1050	830	1090	690	1170	800	740	828	1082
7:00	790	630	860	880	890	920	890	890	930	880	970	1000	890	660	908	914
7:30	790	640	870	810	890	850	930	850	880	850	1000	910	960	670	914	854
8:00	730	620	780	730	820	740	850	730	860	800	1000	840	970	680	862	768
8:30	740	640	740	760	770	750	790	770	810	800	920	790	910	660	806	774
9:00	660	590	660	750	700	750	700	780	750	840	850	810	880	610	732	786
9:30	610	610	610	670	600	720	610	690	610	700	780	750	720	590	642	704
10:00	530	650	500	630	510	650	550	720	530	690	640	730	580	660	546	684
10:30	460	570	400	570	430	600	500	680	420	610	530	680	470	680	456	628
11:00	440	570	420	560	430	600	450	710	410	620	440	680	450	700	430	634
11:30	340	580	310	560	340	590	360	660	360	580	380	730	480	820	350	624
DIRECTIONAL TOTALS	21520	22490	31660	32420	32330	33290	32870	34010	32700	33880	34550	35880	27760	28620	32822	33896
DAILY TOTALS	44010		64080		65620		66880		66580		70430		56380		66718	

10 HOUR TOTALS AND % OF 24 HRS. — DIRECTION #1 - TOTAL (20402) , (62.2 %) — DIRECTION #2 - TOTAL (19398) , (57.2 %) — DAILY TOTAL (39800) , (59.7 %)

PEAK HOURS AND % OF 24 HRS. — (3300) , (10.1 %) — (3374) , (10.0 %)

VEHICLE VOLUME SUMMARY

FORM TAS-111 DISTRICT OF COLUMBIA
DEPARTMENT OF HIGHWAYS AND TRAFFIC

STATION NO.: 27
LOCATION: WOODROW WILSON BRIDGE

REMARKS																		
DAY	SUNDAY		MONDAY		TUESDAY		WEDNESDAY		THURSDAY		FRIDAY		SATURDAY		WEEK DAY AVERAGE	
DATE	8/ 7/66		8/ 8/66		8/ 9/66		8/ 3/66		8/ 4/66		8/ 5/66		8/ 6/66			
PERIOD BEGINNING	E	W	E	W	E	W	E	W	E	W	E	W	E	W	E	W
MIDNIGHT	350	590	350	400	310	290	360	300	410	390	450	320	510	560	376	340
12:30	310	470	340	320	250	230	260	300	300	390	250	290	39[illegible]	530	280	306
1:00	310	430	250	280	190	280	230	280	260	290	220	250	34[illegible]	430	230	276
1:30	240	370	240	240	140	220	190	210	220	280	190	250	2[illegible]0	490	196	240
2:00	180	350	210	190	120	230	140	270	160	300	200	200	230	490	166	238
2:30	150	240	230	140	140	180	170	210	220	150	160	200	190	430	184	176
3:00	120	180	170	130	120	190	170	170	150	200	160	230	200	370	154	184
3:30	110	180	140	160	140	200	140	230	150	180	180	210	130	320	150	196
4:00	110	130	140	140	110	200	160	230	160	160	200	200	130	310	154	186
4:30	110	130	170	190	130	230	130	160	190	170	130	220	170	250	150	194
5:00	120	100	220	190	230	220	170	230	200	230	190	210	190	290	202	216
5:30	120	150	340	320	330	410	260	290	290	370	290	330	220	370	302	344
6:00	190	200	810	730	850	720	600	650	710	610	760	660	390	530	746	674
6:30	240	230	1480	1330	1520	1410	1240	1370	1390	1370	1380	1400	560	760	1402	1380
7:00	290	260	1740	1660	1720	1620	1510	1560	1710	1590	1680	1690	670	710	1672	1624
7:30	270	310	1430	1290	1450	1180	1540	1360	1470	1370	1470	1380	630	840	1472	1320
8:00	360	340	1130	960	1020	900	1110	1060	1210	1060	1160	1020	710	820	1126	1000
8:30	380	360	820	790	850	810	870	800	890	880	910	860	790	870	868	832
9:00	470	430	760	700	690	830	680	750	730	790	770	760	730	960	726	766
9:30	580	490	680	720	710	720	730	790	650	720	590	820	840	970	672	754
10:00	710	630	470	710	470	740	670	780	700	780	680	860	900	990	598	774
10:30	740	690	750	750	750	760	690	728	700	760	750	870	1060	1010	728	772
11:00	800	680	750	710	750	850	710	820	670	780	700	920	970	1010	716	816
11:30	890	740	720	770	550	790	680	830	730	760	790	880	940	1020	694	806
12 NOON	1100	800	640	720	640	790	670	720	670	770	760	850	990	940	676	770
12:30	1130	820	660	760	720	720	690	680	680	870	820	870	980	870	714	780
1:00	1050	850	680	730	670	770	700	720	730	840	790	850	960	940	714	782
1:30	1000	990	690	660	660	770	730	720	670	780	860	820	910	920	720	750
2:00	1020	920	790	720	710	860	740	760	720	810	840	850	910	960	760	806
2:30	1010	940	800	800	860	880	770	760	780	790	930	980	910	960	828	842
3:00	1000	900	840	810	860	970	860	840	930	850	1010	980	1000	960	900	890
3:30	1060	1060	1120	1110	1010	1270	1030	1000	1070	1160	1220	1310	940	930	1090	1170
4:00	1020	1360	1410	1550	1370	1790	1470	1620	1380	1100	1470	1790	1040	1000	1420	1570
4:30	970	1130	1480	1450	1560	1660	1600	1640	1550	1500	1550	1690	960	860	1548	1588
5:00	1170	1120	1380	1430	1390	1430	1170	1270	1470	2010	1650	1600	880	860	1412	1548
5:30	1120	1110	1150	1150	1160	1170	1640	1490	1230	1660	1450	1440	930	810	1326	1382
6:00	1040	1100	860	940	960	960	1180	990	1010	990	1280	1310	970	850	1058	1038
6:30	1090	1050	800	740	820	870	1190	770	810	790	1170	1150	920	800	958	864
7:00	1080	1020	830	820	810	830	1010	710	770	740	1090	1040	900	640	902	768
7:30	1060	1030	680	580	680	610	750	630	670	610	1030	940	900	770	762	674
8:00	970	990	610	520	650	600	670	650	620	580	980	870	840	710	706	644
8:30	900	850	570	540	540	490	620	590	620	560	840	720	760	710	638	580
9:00	890	910	560	510	560	490	610	600	630	480	750	730	700	660	626	562
9:30	770	770	500	480	480	460	550	550	530	460	660	720	610	610	544	534
10:00	730	800	440	460	430	510	470	500	520	400	590	633	550	530	490	500
10:30	640	640	430	400	470	640	520	920	480	500	520	650	390	500	484	622
11:00	590	530	320	440	460	440	480	850	430	480	500	580	450	500	434	558
11:30	520	500	340	580	380	360	400	550	400	350	500	590	370	540	404	486
DIRECTIONAL TOTALS	31080	30870	32910	32520	32390	34370	33930	34920	33640	34660	37520	39040	31920	34280	34078	35102
DAILY TOTALS	61950		65430		66760		68850		68300		76560		66200		69180	
10 HOUR TOTALS AND % OF 24 HRS.	DIRECTION #1 - TOTAL		(19946) ,		(58.5 %)		DIRECTION #2 - TOTAL		(20810) ,		(59.3 %)		DAILY TOTAL	(40756) ,	(58.9 %)	
PEAK HOURS AND % OF 24 HRS.			(3144) ,		(9.2 %)				(3158) ,		(9.0 %)					

VEHICLE VOLUME SUMMARY

FORM 745-01 — DISTRICT OF COLUMBIA — DEPARTMENT OF HIGHWAYS AND TRAFFIC

STATION NO. 31

LOCATION: THEO. ROOSEVELT BR.

REMARKS

DAY	SUNDAY		MONDAY		TUESDAY		WEDNESDAY		THURSDAY		FRIDAY		SATURDAY		WEEK DAY AVERAGE	
DATE	8/ 7/66		8/ 1/66		8/ 2/66		8/ 3/66		8/ 4/66		8/ 5/66		8/ 6/66			
PERIOD BEGINNING	IN	OUT	IN	OUT	IN	OUT	IN	OUT	IN	OUT	IN	OUT	IN	OUT	IN	OUT
MIDNIGHT	100	320	130	140	120	150	80	190	110	210	100	180	140	240	108	174
12:30	130	180	70	100	50	100	80	110	50	130	70	100	130	170	64	108
1:00	90	140	60	60	60	50	30	60	40	80	50	80	80	130	48	66
1:30	90	80	40	60	40	50	30	60	40	50	30	50	60	100	36	54
2:00	60	60	20	30	20	30	20	30	20	50	30	40	60	80	22	36
2:30	40	60	30	20	20	30	20	30	10	30	10	30	50	70	18	28
3:00	30	30	10	20	10	20	20	30	30	30	10	20	40	40	16	24
3:30	20	30	40	10	20	20	10	20	10	20	20	20	20	40	20	18
4:00	20	30	40	10	30	10	30	20	30	20	20	20	30	30	30	16
4:30	20	30	30	20	30	20	20	20	20	20	40	20	30	30	28	20
5:00	20	10	60	30	40	20	40	20	50	20	40	30	40	20	46	24
5:30	30	20	130	40	120	50	90	50	80	40	120	40	50	30	108	44
6:00	30	20	310	70	280	60	210	80	250	70	210	60	100	50	252	68
6:30	60	40	710	130	670	120	570	150	580	140	560	140	170	70	618	136
7:00	70	50	1300	300	1260	290	1110	290	1080	280	1120	280	270	100	1174	288
7:30	120	80	1660	520	1680	480	1440	520	1470	500	1500	450	330	150	1550	494
8:00	110	60	2050	450	2070	470	1650	500	1830	460	2030	450	300	170	1966	466
8:30	170	80	1710	410	1580	410	1580	410	1470	480	1630	390	460	140	1634	412
9:00	200	80	950	330	920	340	850	380	840	350	970	330	410	200	906	346
9:30	230	110	560	280	640	230	590	240	600	250	610	270	460	190	600	254
10:00	240	130	520	240	480	280	470	250	490	230	490	200	430	210	490	240
10:30	320	150	460	250	450	280	410	290	380	270	450	280	390	240	430	274
11:00	280	190	280	310	440	330	410	280	410	270	450	300	390	280	398	298
11:30	260	200	500	320	420	340	350	360	360	410	390	330	370	310	404	352
12 NOON	280	270	340	330	370	370	320	450	330	350	400	380	320	340	352	376
12:30	370	280	380	360	360	370	330	400	350	340	370	370	360	340	358	368
1:00	420	260	340	310	360	350	350	370	340	330	400	370	360	330	358	346
1:30	390	290	350	350	340	340	350	340	370	330	390	340	360	300	360	340
2:00	350	260	330	380	340	380	300	390	320	360	360	390	340	330	330	380
2:30	320	300	360	380	330	420	300	400	370	380	370	440	320	340	346	404
3:00	390	310	310	460	360	490	320	460	330	470	350	520	310	390	334	480
3:30	360	360	360	530	340	580	350	620	330	590	380	610	360	390	352	586
4:00	320	450	510	890	460	960	440	970	430	930	470	980	340	440	462	946
4:30	250	450	570	1290	610	1300	540	1280	620	1300	580	1170	270	470	584	1268
5:00	300	370	640	1180	650	1270	620	1230	660	1190	640	1220	280	390	642	1218
5:30	300	360	490	1220	440	1130	500	1150	470	1190	480	1170	290	370	476	1172
6:00	300	310	360	1270	360	1370	420	1210	390	1130	330	1210	300	400	372	1238
6:30	320	260	330	570	370	600	450	620	350	560	370	600	310	290	374	590
7:00	310	300	360	430	380	410	500	360	440	460	450	430	380	240	426	418
7:30	320	260	440	390	410	380	550	440	470	400	470	380	500	210	468	398
8:00	310	260	360	360	330	320	340	350	370	390	520	300	530	220	384	344
8:30	250	250	340	310	290	320	280	390	290	330	440	330	380	240	328	336
9:00	240	260	240	410	230	340	260	400	250	420	380	360	320	230	272	386
9:30	220	290	230	310	200	370	220	320	190	370	280	340	250	220	224	332
10:00	190	260	160	290	190	330	180	390	180	310	200	340	170	240	182	332
10:30	160	200	190	220	150	260	180	440	160	200	160	280	190	260	168	280
11:00	150	240	170	190	140	240	140	560	140	250	170	230	150	240	152	294
11:30	130	180	120	170	100	170	140	270	140	160	130	240	140	290	126	202
DIRECTIONAL TOTALS	9690	9210	19950	16750	19560	17250	18690	18200	18540	17100	20240	17070	12340	10560	19396	17274
DAILY TOTALS	18900		36700		36810		36890		35640		37310		22900		36670	

10 HOUR TOTALS AND % OF 24 HRS.	DIRECTION #1 - TOTAL	(13788)	(71.1 %)	DIRECTION #2 - TOTAL	(10622)	(61.5 %)	DAILY TOTAL	(24410)	(66.6 %)							
PEAK HOURS AND % OF 24 HRS.		(3600)	(18.6 %)		(2486)	(14.4 %)										

VEHICLE VOLUME SUMMARY

DISTRICT OF COLUMBIA
DEPARTMENT OF HIGHWAYS AND TRAFFIC

FORM TAS-81

STATION NO.: 99
LOCATION: CHAIN BRIDGE

THREE WEEK AVERAGE

REMARKS																		
DAY	SUNDAY		MONDAY		TUESDAY		WEDNESDAY		THURSDAY		FRIDAY		SATURDAY		WEEK DAY AVERAGE	
DATE	8/ 0/66		8/ 0/66		8/ 0/66		8/ 0/66		8/ 0/66		8/ 0/66		8/ 0/66			
PERIOD BEGINNING	IN	OUT	IN	OUT	IN	OUT	IN	OUT	IN	OUT	IN	OUT	IN	OUT	IN	OUT	IN	OUT
MIDNIGHT	90	190	50	80	60	90	60	120	70	100	60	90	80	140	60	96		
12:30	80	110	40	50	30	60	40	70	40	70	30	70	80	110	36	64		
1:00	70	70	20	30	20	40	20	40	30	50	30	40	50	70	24	40		
1:30	50	60	20	20	20	30	20	30	30	30	20	40	40	60	22	30		
2:00	40	50	20	10	10	20	10	30	10	30	10	30	40	50	12	24		
2:30	30	30	10	10	10	10	10	10	0	10	10	10	20	40	10	10		
3:00	20	20	10	10	10	10	10	10	10	0	10	10	20	20	10	10		
3:30	10	10	10	0	0	10	0	0	10	10	10	10	10	10	10	10		
4:00	10	10	10	10	20	0	10	10	10	10	10	10	10	20	12	10		
4:30	10	10	20	10	20	10	20	0	20	10	20	10	10	10	20	10		
5:00	10	0	20	10	10	10	10	10	20	10	20	10	20	10	16	10		
5:30	20	20	50	20	40	10	50	20	50	20	50	20	30	20	48	18		
6:00	20	10	100	30	110	40	120	30	110	30	120	40	50	30	112	34		
6:30	40	20	400	70	400	70	380	70	370	70	370	80	120	40	384	72		
7:00	60	30	940	130	940	140	920	120	910	130	920	120	160	70	926	128		
7:30	50	40	1260	210	1290	190	1280	210	1310	220	1250	200	150	80	1278	206		
8:00	50	40	1150	230	1150	230	1150	220	1120	220	1100	210	150	90	1134	222		
8:30	60	50	800	140	770	140	740	150	770	140	770	140	180	100	770	142		
9:00	110	60	400	120	410	130	400	130	400	130	420	130	170	100	406	128		
9:30	110	80	260	130	220	130	260	140	260	130	270	120	190	130	254	130		
10:00	120	90	200	130	190	130	190	150	200	150	210	140	190	140	198	140		
10:30	180	120	180	140	180	150	200	150	200	140	190	150	200	180	190	146		
11:00	130	140	180	150	180	140	210	140	190	140	180	160	190	190	188	146		
11:30	150	150	200	190	200	180	210	180	190	170	230	200	200	200	206	184		
12 NOON	160	200	200	220	190	170	190	190	190	170	210	210	190	210	196	192		
12:30	190	240	200	240	190	170	200	160	200	190	210	190	210	220	200	190		
1:00	190	200	210	220	200	190	170	180	190	190	190	200	190	230	192	196		
1:30	210	210	180	210	180	180	190	190	180	190	190	200	210	240	184	194		
2:00	210	200	190	220	190	190	170	200	190	200	190	230	210	210	186	208		
2:30	260	210	200	210	200	200	200	220	190	210	200	240	210	210	198	216		
3:00	260	230	210	240	210	240	210	230	210	240	200	250	230	250	208	240		
3:30	250	240	200	290	210	280	200	290	220	290	220	310	230	280	210	292		
4:00	250	240	230	580	240	580	240	550	250	560	220	540	240	280	236	562		
4:30	260	240	290	780	290	750	280	780	300	760	280	790	220	270	288	772		
5:00	250	240	300	1000	310	1010	310	990	300	1000	290	990	220	250	302	998		
5:30	270	220	260	870	280	870	280	890	280	850	280	820	230	220	276	860		
6:00	270	210	210	610	210	610	250	590	230	590	200	590	230	230	220	598		
6:30	300	180	200	370	220	320	220	320	220	310	240	350	230	200	220	334		
7:00	300	160	230	230	250	220	260	230	240	230	270	260	310	190	250	234		
7:30	290	160	250	200	260	210	280	230	270	220	270	220	300	200	266	216		
8:00	240	150	230	180	210	190	230	220	230	200	250	220	280	200	230	202		
8:30	220	150	180	190	160	220	180	200	170	230	220	220	230	190	182	212		
9:00	180	140	140	160	140	160	140	190	160	190	180	180	180	140	152	176		
9:30	170	140	128	150	130	160	140	180	110	180	150	180	170	170	130	170		
10:00	160	130	100	130	120	140	110	150	110	140	110	140	150	150	110	140		
10:30	130	110	90	110	110	120	100	130	100	120	110	130	110	140	102	122		
11:00	100	130	100	130	80	130	110	140	90	140	110	140	140	140	98	136		
11:30	70	90	70	110	70	130	90	130	70	120	90	150	110	160	78	128		
DIRECTIONAL TOTALS	6710	5830	10940	9580	10940	9410	11070	9620	11030	9540	11190	9790	7390	6890	11040	9598		
DAILY TOTALS	12540		20520		20350		20690		20570		20980		14280		20638			
10 HOUR TOTALS AND % OF 24 HRS.	DIRECTION #1 - TOTAL		(7850) .		(71.1 %)		DIRECTION #2 - TOTAL		(6102) .		(63.6 %)		DAILY TOTAL		(13952) .		(67.6 %)	
PEAK HOURS AND % OF 24 HRS.			(2412) .		(21.8 %)				(1858) .		(19.4 %)							

69-706—66——68

24-hour traffic comparison, weekday, Saturday, and Sunday

Number and location of machine stations	Weekday						Saturday			Sunday		
	1966	1965	Percent change	1966	1965	Percent change	1966	1965	Percent change	1966	1965	Percent change
08. Highway Bridge	141,566	138,148	+2.5	141,566	111,759	+26.7	109,560	103,870	+5.5	92,660	84,580	+9.6
09. Memorial Bridge [1]	47,014	60,088	−21.8	47,014	62,730	−25.1	31,420	38,480	−18.3	29,850	38,190	−21.8
10. Key Bridge	66,718	66,000	+1.1	66,718	49,891	+33.7	56,380	54,790	+2.9	44,010	42,580	+3.4
27. Woodrow Wilson Bridge	69,180	66,786	+3.6	69,180	.....	.....	66,200	68,370	−3.2	61,950	64,830	−4.4
31. Theodore Roosevelt Bridge	36,670	30,542	+20.1	36,670	.....	.....	22,900	20,040	+14.3	18,900	16,400	+15.2
98. Cabin John Bridge	53,619	39,494	+35.8	53,619	.....	.....	46,350	36,802	+25.9	46,302	37,977	+21.9
99. Chain Bridge	20,638	19,480	+5.9	20,638	16,507	+25.0	14,280	13,100	+9.0	12,540	11,470	+9.3
Total, Potomac River bridge traffic	435,405	420,538	+3.5	435,405	240,887	+80.7	347,090	335,452	+3.5	306,212	296,027	+3.4
05. Benning Road NE., west of 34th St	49,796	46,486	+7.1	49,796	55,375	−10.1	53,830	50,830	+5.9	43,980	40,090	+9.7
06. Sousa Bridge	57,536	53,788	+7.0	57,536	56,971	+1.0	51,820	47,710	+8.6	43,090	38,090	+13.1
07. Anacostia Bridge	41,784	35,066	+19.2	41,784	33,129	+26.1	32,140	27,250	+17.9	25,720	20,290	+26.8
23. Frederick Douglass Memorial Bridge (South Capitol Street)	73,794	66,782	+10.5	73,794	54,801	+34.7	62,690	55,800	+12.3	52,800	42,160	+25.2
24. East Capitol Street Bridge	53,078	48,770	+8.8	53,078	.....	.....	44,920	42,970	+4.5	38,820	35,500	+9.3
Total, Anacostia River Bridge traffic	275,988	250,892	+10.0	275,988	200,276	+37.8	245,400	224,560	+9.3	204,410	176,130	+16.1
01. Wisconsin Avenue past District of Columbia line	33,958	32,636	+4.0	33,958	33,884	+0.2	29,830	27,790	+7.3	20,230	18,550	+9.1
02. Georgia Ave. at Silver Spring viaduct	34,872	35,452	−1.6	34,872	37,706	−7.5	29,820	30,780	−3.1	22,250	23,360	−4.7
04. Bladensburg Rd. NE., north of Earl Pl.[2]	19,232	20,770	−7.4	19,232	22,800	−15.6	15,240	16,400	−7.1	11,130	10,850	+2.6
11. Connecticut Ave. NW., south of Macomb St	35,698	35,098	+1.7	35,698	31,137	+14.6	29,450	28,450	+3.5	25,740	24,010	+7.2
12. 16th St. NW., between Euclid and Fuller Sts	28,132	30,830	−8.7	28,132	27,109	+3.8	24,710	26,360	−6.3	21,240	21,690	−2.1
13. Rhode Island Ave. NW. between North Capitol and 1st Sts	34,574	26,986	+28.1	34,574	24,668	+40.2	28,630	23,350	+22.6	22,160	18,210	+21.7
14. 13th St. NW. between I and K Sts	23,070	21,790	+5.9	23,070	19,562	+17.9	17,910	16,560	+8.1	13,140	12,320	+6.6
15. K St. NW. between 18th and 19th Sts	29,344	27,604	+6.3	29,344	20,096	+46.0	21,010	19,040	+10.3	14,790	13,610	+8.7
17. Pennsylvania Ave. SE. between 5th and 6th Sts	33,138	32,605	+1.6	33,138	29,620	+11.9	29,020	28,740	+1.0	22,040	22,090	−0.2
19. Canal Rd. NW. between 36th St. and Foxhall Rd	31,301	28,600	+9.4	31,301	26,075	+20.0	23,000	20,650	+11.4	17,940	16,820	+6.7
20. Massachusetts Ave. NW. east of 30th St	42,674	39,718	+7.4	42,674	36,198	+17.9	32,480	28,510	+13.9	25,980	23,670	+9.8
21. 13th St. NW., between Fairmont and Girard Sts	24,204	24,158	+0.2	24,204	26,390	−8.3	18,210	18,340	−0.7	13,320	13,430	−0.8
22. Sherman Ave. NW. between Euclid and Fairmont Sts	23,188	22,688	+2.2	23,188	18,979	+22.2	21,690	20,610	+5.2	14,500	14,310	+1.3
25. Baltimore-Washington Parkway at District of Columbia line	76,550	77,244	−0 9.	76,550	38,011	+101.4	69,160	69,960	−1.1	60,740	55,650	+9.1
26. Kenilworth Ave. underpass at District of Columbia line	65,200	59,706	+9.2	65,200	.....	.....	54,120	48,630	+11.3	47,890	39,380	+21.6

29. River Rd. NW. past District of Columbia line	25,077	23,667	+6.0	25,077	----------	----------	20,050	19,200	+4.4	14,130	13,680	+3.3
30. Southwest Freeway at 9th Street Bridge	78,384	62,254	+25.9	78,384	----------	----------	57,500	45,520	+26.3	49,780	37,040	+34.4
32. Anacostia Freeway over Howard Rd	42,464	39,532	+7.4	42,464	----------	----------	35,130	32,060	+9.6	31,650	26,250	+20.6
33. Georgia Ave. NW. north of Van Buren S	24,052	22,766	+5.6	24,052	----------	----------	20,590	20,440	+0.7	15,860	15,010	+5.7
34. North Capitol St. north of Michigan Ave	30,040	29,200	+2.9	30,040	----------	----------	26,630	25,000	+6.5	22,080	19,070	+15.8
Total, all stations	1,446,545	1,364,734	+6.0	1,446,545	833,398	+41.7	1,196,670	1,126,402	+6.2	997,212	911,157	+9.4

[1] Station 09, Memorial Bridge under construction.
[2] Construction work in progress at New York Ave. between 1st and 9th Sts. NE.

INCREASE IN TRAFFIC

Senator TYDINGS. And what do these traffic counts indicate?

Mr. AIRIS. Well, they show that, on the Potomac River bridges, we increase at the rate of about 3 to 7 percent per year on the 24-hour basis, and somewhat the same on the rush-hour basis, except where the facilities are already up to their capacity.

FAMILY DISPLACEMENT CAUSED BY NORTH CENTRAL FREEWAY OR EAST LEG OF INNER LOOP

Senator TYDINGS. Number five:

In an article in the Washington Post of May 29, 1966, writer Wolf Von Eckardt, writing about the so-called agreement on district highways, says the following: "Nor are there any plans to show how many families would be displaced by the North Central Freeway or the East Leg of the Inner Loop, or where, in the face of a desperate low-cost housing shortage, the displaced people are to go."

I would appreciate having the District Highway Department's answer to this statement.

Mr. AIRIS. Sir, we have figures on the North-Central Freeway and the east leg, but we have a three-pronged approach toward displacement: No. 1, we endeavor to cut the displacement in the first place to as low a figure as is practicable, and, (2) following the law and policy, we have firm procedures set up wherein the displacement of low-income families is handled and processed according to law and policy. Thirdly, we are endeavoring to provide some housing that will add to the housing that is available in the general area.

I have the latest on the displacement for our freeway system here, and if you wish I can turn it over for the record.

Senator TYDINGS. All right, I will incorporate it in the record at this point.

(The information follows:)

Estimate of housing unit displacement for freeways

Project name	1960	1965 north leg in tunnel	1965 most optimistic
Southeast Freeway	160	90	90
Interchange C	510	220	220
East leg	930	380	380
West leg and North leg	2,330	800	[1] 440
Center leg	830	600	390
Interchange A		500	0
Interchange B	320	40	40
North leg central section		225	0
Central Potomac River crossing	16	16	16
North Central	2,300	375	375
Northeast Freeway	1,090		
Anacostia Freeway	80		
South Georgetown (sec. 3)	40		
Potomac River Freeway and K St	200		
E Street Freeway	12		
13th to Barney Circle	220		
Total	9,038	3,230	1,951

[1] K St. alinement excluding Florida Ave. Blvd.

Housing Unit Displacement for Freeway Projects, 1960–65

Project name	*Estimated housing units*
Southeast Freeway	70
Center leg	70
Interchange C (11th Street Bridge approach)	21
Potomac River Freeway and K Street	200
Anacostia Freeway	20
E Street Expressway	12
Total	393

DWELLING UNITS TO BE TORN DOWN

Senator TYDINGS. I am reading now from the estimate of housing-unit displacement for freeways, east leg; I see in a column 1960, 930. Does that refer to families?

Mr. AIRIS. That is dwelling units, sir.

Senator TYDINGS. That is 930 dwelling units?

Mr. AIRIS. Yes. That is the 1960 estimate.

Senator TYDINGS. Have they been torn down?

Mr. AIRIS. No, sir.

Senator TYDINGS. Are the people still living in them?

Mr. AIRIS. That east leg has not been constructed, sir, so naturally it would not be torn down. The present estimate is 380 in the last column.

General DUKE. This reflects a change in the alinement, Senator.

Senator TYDINGS. So I am reading from the wrong column?

Mr. AIRIS. No, sir, that is right; but what you are reading from, in that 930, is the 1960 estimate. Since then, we have progressed through changes in design over from the 1965 estimate, which was 380, over to what we have now, 380, and we probably in the latest design revisions at the north end will be below this.

Senator TYDINGS. So you are talking about approximately 380 units now.

Mr. AIRIS. Yes, sir.

Senator TYDINGS. In other words, through design changes since 1960, you have been able to reduce the number of displaced dwellings——

Mr. AIRIS. Estimated; yes, sir.

Senator TYDINGS. (continuing). By almost two-thirds. Now we go down to the North Cental Freeway. Where is that?

Mr. AIRIS. The North Central is 375. Originally, it was 2,300, sir, when the alinement was away from the B. & O. corridor.

Senator TYDINGS. So, we are talking, roughly, about 700 dwellings now.

Mr. AIRIS. No, sir.

Senator TYDINGS. It says 380 for the east leg.

Mr. AIRIS. That is right; those two facilities would add up; yes, sir.

Senator TYDINGS. That is 750, actually.

Mr. AIRIS. Yes.

CERTIFICATION OF HOUSING FOR LOW-INCOME FAMILIES

Senator TYDINGS. Now, what do you plan to do with the families?

Mr. AIRIS. Well, the low-income families, sir, are covered by law and, before any property acquisition is ordered, the Commissioners

must make a finding that the housing for the low-income folks is available for them to go to.

Senator TYDINGS. We all know the housing is not available.

Mr. AIRIS. Sir, then we won't go ahead.

Senator TYDINGS. Now let's be realistic. We all know the housing is not available and we all know we are going to go ahead with the highway. So now what are we going to do with the people?

General DUKE. Sir, may I comment on that?

Senator TYDINGS. Yes.

General DUKE. This is a matter to which the Board of Commissioners probably devotes itself as diligently as to any other subject that comes before it. This problem doesn't only exist in the displacement of residents due to freeways, but, of course, we have the same problem with respect to sites for schools, and all other public-type buildings, and in our procedures that we follow, insofar as the relocation is concerned, we don't distinguish in the principles between one type of project as compared with another.

DISPLACEMENT OF FAMILIES

Senator TYDINGS. Except, when you are building highways, you displace so many more. That is the big difference.

General DUKE. You are definitely right there. It does entail the displacement of considerably more people than the other types of projects.

I think in the next 3 years or so over half of our displacements will come from the school construction program, however.

Senator TYDINGS. That could be, but we are talking right now about 755 dwellings.

General DUKE. Yes.

Senator TYDINGS. You are most optimistic. Now, what are you doing in your highway construction to replace those homes and dwellings?

Mr. AIRIS. General, may I just mention the development there, pushing real hard on the center leg.

Senator TYDINGS. In all candor, I know what the District does. The District says they are going to find a place for them, and you put them in places similar to where they are now. That is not satisfactory, and this is a tremendous problem. I would be anxious to hear what you have to say about what you are doing in the Highway Department.

AIR RIGHTS

Mr. AIRIS. At the upper end of the center leg, sir, we have a project that will—if we can go through with it, and we are pushing real hard on it and are very optimistic about it—house somewhere between 350 and 400, maybe 450.

Senator TYDINGS. Families?

Mr. AIRIS. Dwelling units.

Senator TYDINGS. Dwelling units.

Mr. AIRIS. And if——

Senator TYDINGS. Is this a high rise over the airspace?

Mr. AIRIS. Not high rise, sir, about 90 feet high.

Senator TYDINGS. 90 feet.

Mr. AIRIS. No more than that, plus smaller units, each like a townhouse. It would be a very nice, a very good development. And from an engineering standpoint it is entirely possible, and we hope to have it practicable from a financial standpoint also.

DISPOSITION OF RIGHTS

Senator TYDINGS. Would you sell the rights to private enterprise? How would you go about it?

Mr. AIRIS. There are a variety of ways, sir, that this could be done. We would need, in order to do that, this air rights legislation that we have in the Congress right now.

Senator TYDINGS. Where is the air rights legislation?

Mr. AIRIS. Well, it is being considered by the Congress.

Senator TYDINGS. Which committee? Is it District legislation?

Mr. AIRIS. I couldn't tell you, sir. I think we have this information.

Senator TYDINGS. Is it specifically just for the District or is it for all Federal——

Mr. AIRIS. District.

Senator TYDINGS. Just for the District.

Mr. AIRIS. Yes, sir. I think it is the legislative committees, sir. Now if one or two or three of these projects can be built and accomplished, it would practically go a long way toward wiping out displacement.

Senator TYDINGS. It certainly would. I only say, gentlemen, that I think this is the No. 1 priority—that is the finding of the replacement units—because just turning them into the already incredibly overcrowded areas, particularly the low-income areas——

ADDING TO THE INVENTORY OF THE DISTRICT

General DUKE. May I say on that, sir, to underscore the project that Mr. Airis has been describing, this really offers the greatest promise in this area of any program that I know of today, to not only provide a relocation resource for the people that are displaced by the program, but to add to the inventory of the District in apartments and dwelling units in this cost bracket.

As you know, the real difficulty has been to provide additional units for the people that can afford to pay the price to live in them, and this does give a great deal of promise. It will require, as he mentioned, passage of additional legislation.

Senator TYDINGS. Is that the District committee?

General DUKE. Yes, sir; that would be in the District committee.

Senator TYDINGS. Has it been introduced yet?

Mr. AIRIS. I think it has been. On both sides it has been introduced, but I don't think it has been passed on either side.

REPORT FROM NCHA ON AVAILABILITY OF HOUSING

General DUKE. Senator, Mr. Tobriner just handed to me a lengthy report from the National Capital Housing Authority with respect to the availability of units that they have open at the moment, plus those under construction, the number planned, the preliminary planning, the present and the future as they know it now. Though I wouldn't

attempt to analyze it now, it has so many figures on it, it might well be that the committee might be interested in this.

Senator TYDINGS. We will put the report in.

(The information follows:)

Projects under development

UNDER CONSTRUCTION

Project No.	Project name	Total DU's	Unit size					
			1 bedroom	2 bedrooms	3 bedrooms	4 bedrooms	5 bedrooms	6 bedrooms
DC-1-38	Eastgate Gardens	230			124	57	22	27
DC-1-43	Potomac Gardens	352	[1] 144	64	144			
DC-1-44	Montana Terrace	155			89	36	14	16
DC-1-51	Valley Green Apartments	350	37	83	81	74	75	
DC-1-53	Highland modernization	200	28	89	55	3	9	16
DC-1-60	12th and M location	343	[1] 343					
	Total	1,630	552	236	493	170	120	59
	Percent	100	33.87	14.48	30.24	10.42	7.36	3.62

FINAL PLANNING

DC-1-29	Sibley Hospital site	246	[2] 144	80		22		
DC-1-45	Carrollton	40			12	28		
DC-1-46	St. Vincent's location	300	70		168	30	20	12
DC-1-47	8th and Rhode Island Ave	174	[2] 50	62	62			
DC-1-48	6th and H NW. location	80	[2] 80					
DC-1-49	Hopkins Pl	124	72			52		
DC-1-50	Northwest urban renewal area	219			154	65		
DC-1-52	Deanwood addition	30			30			
DC-1-54	Highland extension (new)	320			156	164		
	Total	1,533	416	142	582	361	20	12
	Percent	100	27.14	9.26	37.96	23.55	1.31	0.78

PRELIMINARY PLANNING

DC-1-56	Stoddert modernization	46		44				2
DC-1-57	Fort Dupont addition (new)	87		9	66	8	4	
DC-1-59	6th and O location	168	30	18	120			
	Total	301	30	71	186	8	4	2
	Percent	100	9.97	23.59	61.79	2.66	1.32	0.67

SPECIAL PROGRAMS [3]

DC-1-41	Rehabilitation program	10						
DC-1-55	Leasing program	50						
DC-1-55A	do	300						
DC-1-58	Rehabilitation program	240						
	Total	600						

SUMMARY

Under management	8,450	1,437	3,734	2,109	766	339	65
Under development: Construction	1,630	552	236	493	170	120	59
Final planning	1,533	416	142	582	361	20	12
Preliminary planning	301	30	71	186	8	4	2
Total	11,914	2,435	4,183	3,370	1,305	483	138
Percent	100	20.44	35.11	28.25	10.99	4.05	1.16

[1] Total elderly units: 487.
[2] Total elderly units: 274.
[3] Special programs not included in summary.

NOTE.—Total units for elderly: 1,231.

Total public housing program of National Capital Housing Authority, August 1966—Projects under management

Project No.	Project name	Total dwelling units	Unit size					
			1-BR	2-BR	3-BR	4-BR	5-BR	6-BR
S [1]	St. Mary's apartments	24	16	8				
V [1]	V St. houses	18		18				
W [1]	Williston apartments	31	25	6				
DC-1-1	Fort Dupont dwellings	322	110	157	55			
DC-1-2	Ellen Wilson dwellings	213	96	75	42			
DC-1-3	James Creek dwellings	267	44	196	8	9		10
DC-1-4	Frederick Douglass dwellings.	303		289		4		10
DC-1-7	Carrollsburg dwellings	314	96	194	24			
DC-1-8	Kelly Miller dwellings	169	54	87	28			
DC-1-9	Barry Farm dwellings	432		194	190	38		10
DC-1-11	Parkside dwellings	351	12	142	134	41		22
DC-1-13	Lincoln Heights dwellings	440	66	225	107	42		
DC-1-14	Stanton dwellings	348	20	96	136	56	40	
DC-1-15	Parkside addition	42		42				
DC-1-16	Highland addition	246		72	124	36	14	
DC-1-17	Richardson dwellings	190		67	80	19	24	
DC-1-18	East Capitol dwellings	577	36	204	157	147	33	
DC-1-19	Kenilworth courts	422		36	207	119	60	
DC-1-20	Arthur Capper dwellings	612	80	419	88	25		
DC-1-21	Greenleaf Gardens	456	16	294	86	40	20	
DC-1-22	Benning Terrace	274		48	176	25	25	
DC-1-23	Stoddert Terrace	200		8	88	72	32	
DC-1-24	Syphax Gardens	174		126	48			
DC-1-25	Langston dwellings	274	180	88	6			
DC-1-27	Knox Hill dwellings	250	38	150	62			
DC-1-30	Hopkins apartments	158		108	50			
DC-1-31	Sheridan Terrace	183		100	45	29	9	
DC-1-34	Park-Morton apartments	174		174				
DC-1-35	Greenleaf addition	32		24	4	4		
DC-1-36A	Woodland Terrace	234	36	42	78	39	26	13
DC-1-36B	Kentucky Courts	163	[2](76) 118	45				
DC-1-36C	Carroll apartments	60	[2] 60					
DC-1-37	Garfield Terrace	279	[2] 228		42	9		
DC-1-39A	Ledroit apartments	124	[2] 106		18			
DC-1-39B	Greenleaf extension	4				4		
DC-1-40	Langston addition	34			26	8		
DC-1-42	Deanwood Gardens	56					56	
	Total	8,450	1,437	3,734	2,109	766	339	65
	Percent	100	17.01	44.19	24.96	9.07	4.0	0.77

[1] Title I properties, all others title II.
[2] Elderly units—total, 476.

FEASIBLE PLAN

General DUKE. I would like to say, sir, with respect to the procedure that we follow, when the first tract of right-of-way comes before our Board for approval, regardless of from what source, before we approve it, we go to great length as to the planning at that moment with respect to the ability to relocate the low-income residents that are located on that site.

Obviously, as of then, since the structures that are on the property aren't contemplated for destruction for possibly a year, or some distance in the future, we cannot state with a firm degree of specifications as to the exact unit into which the family will move. We can review the assets versus the requirements as of that date, and determine whether or not a feasible plan exists for their relocation.

Senator TYDINGS. Of course, I think the ideal would be if you could with the air rights produce as many units or more units than you tear down and destroy. Of course, that is the ideal and it may not be possible.

Mr. AIRIS. Senator, that is the objective and we are trying real hard on this, sir.

Senator TYDINGS. All right. Then I will introduce into the record Mr. Von Echardt's article "Highway Agreement Ignores Social Impact," and that concludes Senator Case's questions.

(The article follows:)

HIGHWAY AGREEMENT IGNORES SOCIAL IMPACT

(By Wolf Von Eckardt)

The sudden agreement by the Freeway Policy Advisory Committee to proceed with most of Washington's long-planned Federal highway system advances the effort to enhance the beauty of the Capital's monumental heart.

But it leaves the social impact of the proposed freeways on the rest of the city still an open question.

On March 31, PAC promised that necessary freeways "will be located and constructed in ways that reflect all significant community needs and values."

Yet the decision to proceed with freeways that will run through residential areas, parkland and the scenic Potomac palisades and that may compete with rapid transit, has been made without demonstrating or even really studying how "community needs and values" are to be reflected in their design.

PAC's reversal was due mainly to fears on the part of the highway builders that their program might lose the 90 percent Federal aid unless it is completed when the Federal Highway Act is due to expire in 1972. In part it was due also to congressional impatience with the long controversy. And in part it was due to pressure from Washington's business community, notably the Federal City Council, which considers freeways essential to downtown prosperity.

The reversal was made possible by a switch in the vote of the head of the National Park Service, George B. Hartzog Jr.

Hartzog, reflecting the view of his superior, Interior Secretary Stewart Udall, had been opposed to the Three Sisters Bridge which, for complex reasons, is particularly close to the highway builders' heart.

But Hartzog wants the South Leg of the Inner Loop tunneled so it won't irrevocably mar the beauty of the Mall and the Tidal Basin. He also wants the Highway Department to help realize architect Nathaniel Owings' grand plan by putting cross streets under the Mall, and Constitution Avenue under Pennsylvania Avenue when they cross, and by building the E Street expressway.

Under the new agreement, he got what he wanted in exchange for yielding on Three Sisters. The problem here is not the bridge, which could be a thing of beauty. It is how to construct the access ramps so they will not turn the Potomac banks into masses of concrete spaghetti. There is no agreement on how this might be done.

Nor are there any plans to show how many families would be displaced by the North Central Freeway or the East Leg of the Inner Loop or where, in the face of a desperate low-cost housing shortage, the displaced people are to go.

The highway builders' announced intention to build new housing over sunken freeways is of little immediate help. It will obviously take years before these new buildings are ready to replace the old. Where do people go meanwhile?

PAC says that park lands used for freeways should be replaced or paid for and the East Leg will take considerable chunks. But where are the new parks to be located? Will they alleviate or aggravate the acute recreation crisis in our ghetto that some think led to the recent teen-age flare-up at Glen Echo?

The people in Washington's restless ghetto are sure to raise these questions. And they will note that the only concession PAC has made in its new agreement is to omit the North Leg freeway from the highways plans. That was the freeway that would have run smack through ritzy Embassy Row west of Dupont Circle.

Other unresolved planning problems involve the question of just where we are to get on and off the North Central and Center Leg freeways. The answer can make or break the idea of a visitor's center at Union Station, for instance. It will vitally affect plans now being made to revitalize downtown.

Too many access ramps will consume valuable land, and displace more people and businesses. Too few could seriously impede all efforts to revitalize the city's center.

And how will the North Central freeway, which is planned only because more powerful political interests turned down a Wisconsin Avenue corridor, affect the fare box of the subway? It runs exactly parallel to the proposed rapid transit line to Silver Spring. Is there not a grave danger that commuters, rather than park their cars at the subway station, will drive all the way downtown on the new freeway?

In short, the problem is not, as the rejected consulant report by Arthur D. Little has pointed out, whether to build freeways. It is how and where they are built. That, and only that, answers the question whether urban freeways are an asset or a liability.

It is nice to know that the Fine Arts Commission will exercise its able control over the design of these freeways and that, reportedly, Nathaniel Owings will design the North Central ribbon.

It is also nice to know that the grand plan for the Mall and Pennsylvania Avenue now have the highway builders' support.

But it still remains to be seen whether "The Other Washington" will get the same kind of consideration.

Funds Not Authorized

Senator Tydings. Do we have further testimony?

Mr. Airis. That is all I had intended, sir, but I am available for questions.

Senator Tydings. Is my understanding correct, General Duke, that the reason the House of Representatives did not authorize the additional $12 million plus for these individual objects was because the Senate and House legislative committees had not authorized the funds necessary for the project?

General Duke. This is my understanding, sir. Of course, I can't cite the authority.

Senator Tydings. Now what would be the result in cost and delay of the highway program, if we failed to appropriate the various items specified in the list. What would this mean?

General Duke. Sir, the immediate implications to my mind would be the creation of an almost insurmountable problem with respect to the future of the Interstate System in the District of Columbia. We are working now, as you know, under an approved plan for the Interstate System, and under a mandate from the Congress to complete this plan by 1973, and under the most optimistic circumstances, this will be a very, very difficult job, but one that can be accomplished.

Projects Now in Progress

Senator Tydings. How many of these projects which are listed already have been started or have access roads constructed to them or are already in some stage of construction, or land acquisition, or planning?

General Duke. I would say just in general terms, sir, that except for the 14th Street Bridge project, which has only received appropriations for planning in the past, except for that project, all of the other Interstate Systems in the District of Columbia have received previous appropriations for either site acquisition or construction. Now I would like to check that specifically, but I think that is correct.

Mr. Airis. That is correct.

MONEY ALREADY EXPENDED

Senator TYDINGS. Could you supply for the record, individually, the amount of money already expended for each of these items, and what the money has been expended for, the total cost of the project when it is completed, and then the additional construction cost for each year of delay. I will ask you specifically, for such figures regarding the East Leg Inner Loop Freeway project. You have requested $900,000 for that. What will be the final cost, the final amount of funds expended on the East Leg Inner Loop Freeway?

Mr. AIRIS. We can give you that, sir.

Senator TYDINGS. And then what you think the additional cost would be if we delay 1 year, if we fail to appropriate this year, and each of these projects is delayed 1 year, taking into consideration the increase in the cost of building prices per year, which I understand is running anywhere from 4 to 7 percent, depending on where you are building?

Mr. AIRIS. Yes, sir.

(The information follows:)

Analysis of Interstate projects for which restoration is requested

Project title	Estimated completion date	Total estimated cost [1]	Obligations to date [1]			Balance needed to complete [1] (including 1967 budget)		Estimated potential increased cost of each year of delay [1 2]	
			Planning and engineering	Right-of-way	Construction	Right-of-way	Construction	Right-of-way 7 percent	Construction 7 percent
Old 14th Street Bridge	December 1969	$9,400,000	$72,738				$9,100,000		$637,000
Center Leg-Inner Loop Freeway	June 1972	78,490,000	1,388,351	18,778,384	$1,931,533	$5,000,000	36,000,000	$350,000	2,520,000
Northeast-North Central Freeway	do	78,230,000	368,086	24,800,000		24,000,000	37,000,000	1,680,000	2,590,000
North Leg-Central Section-Inner Loop Freeway	June 1971	54,900,000	95,181	6,110,500		18,000,000	25,000,000	1,260,000	1,750,000
East Leg-Inner Loop Freeway	December 1971	54,765,000	197,694	2,301,971		11,000,000	29,000,000	770,000	2,030,000
Total		275,785,000	2,122,050	51,990,855	1,931,533	58,000,000	136,100,000	4,060,000	9,527,000

[1] Includes both District and Federal-aid funds.

[2] Current engineering news record index indicated that heavy construction cost is increasing at a rate of 5.2 percent per year. A similar Bureau of Public Roads index shows an increase of 5.8 percent per year for highway construction.

NOTE.—District of Columbia unit prices on principal construction items indicate a price increase of 9 percent during the last 12 months. In right-of-way acquisition we find an increase of 7 percent per year in the cost of purchasing property for highway use. Accordingly, we estimate that during the next few years there could well be, for each year of delay, an increase in cost for these projects of 7 percent for right-of-way and 7 percent for construction.

Mr. AIRIS. Might I suggest that we include, instead of expended, the word obligated, because some of the funds that we have being expended right now are already earmarked and are ready to expend in projects that we have underway.

Senator TYDINGS. Yes, that is better.

Mr. AIRIS. We can supply that for the record.

INCREASE IN COSTS

Senator TYDINGS. I think that these justifications and the dollars and cents we are talking about are important because I would think it would be considerable.

Mr. AIRIS. In the extra cost?

Senator TYDINGS. The extra cost.

Mr. AIRIS. That would be involved by delay. Of course, those will be estimates and it is pretty much opinion.

Senator TYDINGS. You can make a reasonable estimate?

Mr. AIRIS. Yes.

Senator TYDINGS. You can give a range, depending on tht cost of the increase in construction costs each year.

Mr. AIRIS. We will do the best we can on it. It runs 4 to 7 percent each year, as you say. They all add up.

Senator TYDINGS. And a little summary then of it.

Mr. AIRIS. We will work that out.

REASONS FOR HOUSE REDUCTIONS IN FISCAL YEAR 1967

General DUKE. May I add to my reply a moment ago? You asked with respect to the House deletion of the projects and the reasons for their deletion.

Senator TYDINGS. Yes.

General DUKE. This is the report of the House Appropriations Committee, and if you would like, I can quote one sentence from that. I had not read this. On page 6 in the last part of the center paragraph it says:

> The current status of the highway fund has precluded the appropriation of new funds in this bill for highway construction of any magnitude, but these previously appropriated District funds are available and the matching federal funds will be released as soon as the system is designed * * *

Senator TYDINGS. Let's put in the record that entire paragraph from the House report, page 6, Highway and Rail Rapid Transit Programs. It goes all the way up to that paragraph entitled "Committee Action on Estimates."

(The document follows:)

HIGHWAY AND RAIL RAPID TRANSIT PROGRAMS

The Committee's position, that there is a place for both a freeway system and a rail rapid transit system in the Capital city, has been expressed repeatedly over the years, both during the hearings and in its reports. In order to meet the tremendous day by day growth of traffic the highway program must be carried out along with the present rail rapid transit system. A total of $393,642,342 has been appropriated for the current major capital outlay program of the Highway Department (detailed by project on pages 530–532 of part 2 of the printed hearings). As of December 31, 1965 there was a balance available of $172,200,691 composed of $20,927,305 in District Funds and $151,273,386 in Federal funds that will be released as soon as projects are designed and approved.

Planning decisions have been and still remain the key obstacle to progress. There are 13 elements in the freeway and parkway system that require decisions before work can actually proceed. These projects are set out on page 430 of part 2 of the printed hearings along with the number of studies that have been made on each over the past 20 years—the latter costing approximately $1,466,000. A total of $154,495,647 has been appropriated for these particular projects and as of December 31, 1965 a balance of $125,180,324 remained available for obligation. The current status of the highway fund has precluded the appropriation of new funds in this bill for highway construction of any magnitude, but these previously appropriated District funds are available and the matching federal funds will be released as soon as the system is designed and approved. The District has not moved ahead at the required rate to meet the deadline of 1972 imposed by the interstate highway legislation. In this respect the Director of the Department of Highways and Traffic testified as follows:

"In order to complete the program within the required timetable, we must have an immediate breakthrough on all remaining planning decisions for the Interstate System for the District of Columbia * * *. We should be prepared to proceed with actual design of the remainder of our system no later than this summer. Any delay beyond this point will mean that we simply cannot complete the system on schedule."

This testimony was given on April 20, 1966 and as of now planning decisions still remain to be made and little or no effort is being made to place the major projects into final design for final approval. Until decisions are made and approval granted to proceed on the freeway system the Committee is reluctant to provide additional funds for the National Capital Transportation Agency, and has accordingly denied the requested $8,525,000 for the District's contribution for the construction of a rail rapid transit system.

Committee Action on Estimates

Approximately 45% of the increases requested in the 1967 operating budget can be classified as required or mandatory, which the Committee has of course allowed. Due to the lack of revenues it has been necessary to reduce all other requests to a minimum in order to recommend a balanced budget. A reserve of $2,680,000 to cover the cost of the classified pay increase legislation already enacted and wage board increases approved by the Commissioners is included in the financing recommendation. The entire bill is based on legislation that has been signed into law and does not anticipate any measures now pending.

All new positions, except for school teachers and a few other special cases, were requested on a nine-month basis. The Committee's recommendations have also been made on this basis.

Recommendations on the various appropriations and programs are described in the paragraphs that follow and are set out in comparative form in the tabulation at the end of this report.

Assets and Liabilities of Relocation Problem

General Duke. Sir, with respect to the assets and liabilities of the relocation problem, I would like to call your attention to the fact that on the House Committee on the District of Columbia, no, the Senate Committee on the District of Columbia, in which they held hearings on H.R. 11487, that is the revenue bill, dated March 3, 8, and 9 of this year, there is, starting on page 157 of that hearing record, a report by the District on the requirements over the next, I think, 5 years. That is all the requirements and assets. Of course, this was printed in March, and I can only state——

Senator Tydings. Could you bring it up to date and submit it for the record?

Mr. Lowe. Whether we can do that by tomorrow night I can't say specifically, Mr. Chairman, but I did reconfirm this just a few weeks ago when the House held hearings on the same revenue measures and was told at that time that the basic data in this report of last March were still valid, but we will correct it as best we can.

Senator TYDINGS. All right; you correct it as best you can and submit it for the record.

(The report follows:)

DISTRICT OF COLUMBIA REDEVELOPMENT LAND AGENCY,
Washington, D.C., October 7, 1966.

Hon. WALTER N. TOBRINER,
President, Board of Commissioners, District of Columbia, Washington, D.C.

DEAR MR. TOBRINER: This is in response to a request from District officials for a review of the "Summary of the Relocation Housing Needs and Resources of the District of Columbia Public Works Programs" prepared by the Department of General Administration in March 1966.

After careful study and review and consultation with the National Capital Housing Authority we find that the forecast is reasonable and that it is appropriate for the District to assume that the public housing resources designated therein will become available. We wish to point out however, that the speed with which relocation can be accomplished may at times depend on the additional resources referred to on Pages 4 and 5 of the summary. All efforts should be made to assure that these additional resources do become available as anticipated.

Sincerely,

THOMAS APPLEBY, *Executive Director.*

SUMMARY OF THE RELOCATION HOUSING NEEDS AND RESOURCES OF THE DISTRICT OF COLUMBIA PUBLIC WORKS PROGRAMS

Surveys and analyses of relocation needs carried out jointly by RLA, NCHA and the several District agencies involved show that between now and June 30, 1967, we expect 1,791 individuals and families will be displaced on the basis of all public works projects actually authorized in this year's appropriations and requested in fiscal year 1967 appropriations. In addition, it is estimated that 778 individuals and families will be displaced during FY 1968 for those projects in the FY 1967 budget requests for which total site acquisition may not be completed until FY 1968.

The following table forecast displacements from now through June 30, 1967 and for FY 1968 and beyond:

RELOCATION REQUIREMENTS THROUGH JUNE 30, 1967
CAPITAL OUTLAY PROGRAM

	Based on fiscal year 1966 and prior year appropriation		Based on requested fiscal year 1967 appropriations	
	Individual	*Family*	*Individual*	*Family*
Schools, etc	245	279	89	389
Highways	270	342	50	60
Urban renewal	10	15	12	30
Total	525	636	151	479
Grand total	1,791			

ESTIMATED AVERAGE RELOCATION REQUIREMENTS AFTER JUNE 30, 1967

	Fiscal year 1968		Fiscal year 1969		Fiscal year 1970		Fiscal year 1971		Fiscal year 1972	
	Ind.	Fam.	Ind.	Fam.	Ind.	Fam.	Ind.	Fam.	Ind.	Fam.
Schools, etc	360	455	225	420	225	420	225	420	225	420
Highways	185	385	185	385	185	385	(1)	(1)	(1)	(1)
Urban renewal	40	130	40	130	40	130	(2)	(2)	(2)	(2)
Subtotal	585	970	450	935	450	935	225	420	225	420
Grand total	1,555		1,385		1,385		645		645	

[1] Acquisitions and displacements completed in fiscal year 1970, for Interstate System.
[2] Acquisitions and displacements completed in fiscal year 1970, for Northwest Urban Renewal Project No. 1.

The Relocation Office, Redevelopment Land Agency, estimates that the ratio of low income families in D.C. Public Works Programs would run approximately 40 percent. Therefore, the number of units needed for low income families and individuals for the approximate 15-month period through June 30, 1967 will be approximately (1,791 x 40%) 716 units.

As against the needs, the National Capital Housing Authority indicates that the following will be available for the low income individuals and families being displaced (other than their own family transfers).

Through June 30, 1967

Total units	1,946
1 bedroom	238
2 bedroom	1,060
3 bedroom	239
4 bedroom	254
5 bedroom	125
6 bedroom	30

Period July 1, 1967 through June 30, 1968

Total units	2,271
1 bedroom	459
2 bedroom	982
3 bedroom	469
4 bedroom	270
5 bedroom	50
6 bedroom	41

The Relocation Office, Redevelopment Land Agency, estimates that as a rule of thumb guide, based on past experience, that approximately 25 percent of low income families fall into the 4 bedroom or above housing requirement. On this basis the total large bedroom unit requirements between now and June 30, 1967 would total 179 units as opposed to 409 units expected to be available from NCHA. However, the availability of the larger units may not always be as timely as desired by a proposed construction schedule. Current surveys and analyses indicate that an adequate supply of housing exists to accommodate needs of all displacees through June 30, 1967.

To assure that decent, safe and sanitary housing is provided for families and individuals above income for admission to public housing, the Relocation Office has a Housing Supply Branch which locates and lists standard private units within the means of these families. During the quarter ending December 31, 1965, this Office found approximately 750 vacant units for these families.

Extending the relocation requirements estimated for fiscal year 1968 displacements, it appears that 622 low income families and individuals will be displaced (40% x 1,555) in fiscal year 1968. On this basis the 4 bedroom or above housing requirement will be 156 units (52% x 622). The Relocation Office and NCHA estimate that 361 large bedroom public housing units will be available during F.Y. 1968 to accommodate needs of those to be displaced as a result of taking action by the District Government.

Further extending the relocation requirements estimated for fiscal years 1969 and 1970 displacements, it appears that 554 low income families and individuals will be displaced (40% x 1,385) in each of these two years. Based on estimated relocation requirements for fiscal years 1971 and 1972 displacements, it appears that 258 low income families and individuals will be displaced (40% x 645) in each of the two years. The 4 bedroom or above housing requirements will be 139 in each of the two fiscal years 1969 and 1970 (25% x 554); and 65 in each of the two fiscal years 1971 and 1972 (25% x 258). Since the estimated needs for low income family housing starting in fiscal year 1969 are lower than those for fiscal years 1967 and 1968, it is expected that the housing problem will be considerably less difficult.

In addition to the units of housing which will be produced through normal ongoing programs of the National Capital Housing Authority, other avenues have been, and are being, explored to provide relocation housing for low and moderate income displaced families. Among them are the following:

a. It is anticipated that Housing Development, Inc., a new nonprofit corporation, will make available an estimated 50 to 100 new or rehabilitated units within the next year and in succeeding years.

b. Legislation will be submitted to the Congress to authorize the construction of housing for low and moderate income families over freeways; this program is estimated to produce approximately 500 units of relocation housing between FY 1970 and FY 1972.

c. The rent supplementation program, when funded, will facilitate the rehousing of 500 to 1,000 low income displaced families.

d. Negotiations are going forward with private builders and remodeling contractors to convert small units into larger units for the rehousing of large, low income families. The goal for this program is a minimum of 100 large units a year.

e. More than 3,000 units of Section 221 (d) (3)—National Housing Act—moderate income housing have been constructed, are under construction, are authorized, or are in the FHA "pipeline"; most will become available during the next two years.

To assist the Commissioners in carrying out an effective relocation operation, we have established a Relocation Advisory Committee. The Committee is represented by the several District departments concerned, the U.S. General Services Administration, the National Capital Housing Authority, the National Capital Planning Commission, and the Redevelopment Land Agency.

Pertinent functions of the Relocation Advisory Committee are as follows:

1. Advise the Commissioners on the priorities of public works projects.

2. Develop and recommend to the Commissioners the priority guidelines for relocation assistance to individuals, families and businesses to be displaced by the acquisition of real property by the District of Columbia.

3. With respect to the Commissioners' responsibility to determine the availability of housing for displaced individuals and families (as required by Section 3 of Public Law 88-629 enacted October 6, 1964), review and advise the Commissioners regarding reports submitted by the Relocation Assistance Office of the Redevelopment Land Agency which pertain to:

a. Housing needs of those residing in each site to be acquired.

b. Availability of relocation housing to meet the needs of those to be displaced.

The Commissioners' policy and regulations regarding acquisition of property for all public works projects, including those for highway purposes, requires that prior to acquisition a finding be made that decent, safe, and sanitary housing is available at rents or prices within the reach of the low income individuals and families residing in the project boundary. Until this finding is made construction cannot begin.

Concerted effort is required and will be supplied by all concerned agencies toward providing an adequate supply of low and middle income housing for many years in the future. There is no reason, however, why any presently authorized or proposed public works projects in FY 1967 and beyond need to be delayed other than briefly because of housing relocation problems.

SUBCOMMITTEE RECESS

Senator TYDINGS. All right, I think we will recess this hearing for about 10 or 15 minutes, and then we will go ahead on the Fire Department capital outlay and the Department of Buildings and Grounds capital outlay.

Thank you very much, gentlemen, for being with us. We will recess for a few minutes.

[Short recess.]

FIRE DEPARTMENT

STATEMENT OF FIRE CHIEF HENRY A. GALOTTA; AND A. J. PATRICK, DEPUTY FIRE CHIEF AND FISCAL OFFICER

JUSTIFICATION AND REQUEST

Senator TYDINGS. We will reconvene the Subcommittee on the District of Columbia Appropriations Committee.

Senator Byrd has asked me to chair the hearing concerning the Fire Department.

The fiscal year 1967 estimate for capital outlay is $857,700. The House allowance is $551,700, a reduction of $306,000. Restoration of

this entire reduction is requested for a site for engine company No. 6 and truck company No. 4 replacement.

The justification filed in support of this request will be placed in the record at this point.

(The justification follows:)

ENGINE CO. NO. 6 AND TRUCK CO. 4 REPLACEMENT

PROJECT 14–19

$306,000 (site) (restoration request)

These funds are requested in order to permit replacement of Engine Co. No. 6 which is now more than 100 years old and inadequate for continued use, and to permit consolidation of this firefighting company with other units for economy of operation.

For more than ten years, this Department has been following a program which it has adopted for the orderly replacement of its firehouses. Working jointly with the Commissioners' Committee on Replacement of D. C. Owned Buildings, fire officials inspected the two structures involved and after evaluating the extent of needed repairs, the adequacy of facilities and expected continued use, recommended that these buildings be replaced.

Truck Co. No. 4 is housed in a structure more than 70 years of age. Originally intended for use by 10 men, it now provides quarters for 29 uniformed members who man the aerial ladder truck and an ambulance. Structural deterioration occuring over this long period justifies replacement.

As an economy measure, it is proposed to house Engine Co. No. 6, Truck Co. No. 4, Rescue Squad No. 1 and the ambulance unit in one structure located in an area common to all. Such a site is located on New York Avenue between 4th and 5th Streets, N. W. This move will release for District Government use or sale to the public, the sites of two firefighting units concerned, an area of approximately 6,500 square feet. The site requested contains approximately 10,900 square feet of ground.

EXPRESSIONS OF APPRECIATION

Senator TYDINGS. Chief Galotta, will you proceed, sir.

Chief GALOTTA. First of all, Mr. Chairman, I would like to take this opportunity to personally express my appreciation to you and to the members of this committee for the support that the fire department has received for many years. Without this support, we would have been unable to regain the class 1 rating.

Senator TYDINGS. When did you regain class 1 rating?

Chief GALOTTA. The month of May.

Senator TYDINGS. Of this year?

Chief GALOTTA. Yes.

Senator TYDINGS. That is good. How long were you not class 1?

Chief GALOTTA. Since 1962.

Senator TYDINGS. Until this May?

Chief GALOTTA. Yes, sir.

Senator TYDINGS. Congratulations.

REPLACEMENT OF FIREHOUSE

Chief GALOTTA. Thank you, sir. The site that we are requesting is on New York Avenue between 4th and 5th Streets NW. The present building housing engine company No. 6, at 438 Massachusetts Avenue, is 100 years old. The one housing the truck company No. 4 at 219 M Street is 70 years old.

Senator TYDINGS. Where do you keep the horses?

Chief GALOTTA. This is what I was coming to. They were built to accommodate horses and horse-drawn apparatus, and a limited number of men. The facilities are not adequate for our present-day operations. It is because of the structural deterioration that has taken place in these buildings over these many years, the extent of needed repairs, the inadequate facilities, and the need to retain these firefighting units in this general area that I have recommended replacement.

EFFECT OF RATING ON FIRE INSURANCE RATES

Senator TYDINGS. What happened to the fire insurance rates when you were no longer class 1?

Chief GALOTTA. The reduction in deficiency points that reclassifies a fire department doesn't necessarily affect the rating of a city. This city's rating, which was class 2, before the survey, remained class 2. A city's reclassification affects the insurance rates, and the fire department rating is only one segment of this overall rating.

CAPITAL OUTLAY REDUCTIONS

Mr. LOWE. Mr. Chairman, I may remark in connection with capital outlay reductions generally made by the House, their report stated that the reduction was made—

primarily due to the lack of funds and loan authorization discussed earlier in this report.

There is no indication that this particular project was deleted for any other reason.

Senator TYDINGS. The House didn't make any mention of the fire department, and with the exception of page 21, the item under summary of capital outlay projects, I can't see any reference to why they deleted it.

Mr. LOWE. No, sir; I don't know of anything specific.

JUSTIFICATION FOR EXPENDITURES

Senator TYDINGS. Mr. Tobriner, do you really think that we need to make these expenditures for the fire department?

Mr. TOBRINER. I would think so, Mr. Chairman. As has been pointed out, this would involve a consolidation of other fire companies, and it would release other land which could be sold for the benefit of the District, in addition to providing a modern facility for one that is over 100 years old.

Mr. LOWE. May I add one more point. This is, of course, in a congested area of the city, and land values are rising very rapidly all over. We have to buy a site. We have no other means of getting one, and the earlier we can get this settled, the more reasonable we will find the site to be.

Senator TYDINGS. Thank you very much, gentlemen. We are delighted to have you here.

SUBCOMMITTEE RECESS

We will now recess this hearing until 5:30, at which time we will take up the police department budget and the capital outlay items too.

(Whereupon, the subcommittee recessed until 5:30 p.m., the same day.)

(Evening Session, 5:55 p.m., Thursday, October 6, 1966)

DISTRICT OF COLUMBIA

METROPOLITAN POLICE DEPARTMENT

STATEMENT OF CHIEF JOHN B. LAYTON, CHIEF OF POLICE; ACCOMPANIED BY INSPECTOR JERRY V. WILSON, CHIEF CLERK

Budget Request

Senator Byrd. The next item will be Metropolitan Police.

The fiscal year 1967 estimate is $42,133,000. The House allowed the entire request.

Chief Layton, how are you?

Chief Layton. Fine, Mr. Chairman.

Senator Byrd. Do you have a prepared statement?

Chief Layton. Yes, sir, I have a short statement.

Senator Byrd. All right, if you will proceed.

Operating Expenses

Chief Layton. Mr. Chairman, our 1967 budget approved by the House and presented to you today includes increases totaling $5,639,525. Nearly $4.5 million of those increases are to provide continuing financing for programs authorized in the 1966 budget; this includes some $1,750,000 in annualizations and in increased costs and $2,700,000 to finance continuance in 1967 of the tactical force authorized in 1966 on an experimental basis.

Other substantial increases requested in our 1967 budget will provide permanent financing for a planning and development unit, now temporarily financed by a grant under the Law Enforcement Assistance Act, and for a beginning on a Metropolitan Police computer network, which also will receive supplemental funding under LEAA. Also, financed in this budget is a police closed-circuit television system for the department.

We have included in these estimates 25 civilian positions to replace policemen on nonpolice duties and 35 additional police cadet positions for that same purpose, as well as to supplement recruiting.

A number other less expensive, but still important, increases provide funds for equipment and other support of personnel.

House Action

As you know, Mr. Chairman, the House approved in full our 1967 requests for operating expenses. I believe that this budget is fully justified and would, therefore, hope that this committee and the Senate will also give it favorable consideration.

Senator BYRD. The fiscal year 1967 estimate is $42,133,000. The House allowed the entire request.

CRIMES AND CRIMINAL STATISTICS

Senator BYRD. Thank you, Chief Layton.

Would you insert in the record tables which show the number of crimes committed in the past fiscal year in the District of Columbia, the number of seroious crimes, and indicate also the percentage of clearances; and go back as far as 1957, if you can, so we can see the trend, and break down the crimes into various categories.

Indicate if you will, the percentage of serious crimes committed by Negroes and by whites. Also indicate sex and, where possible, see if you can give some indication as to the percentage of the crimes that are committed by persons under 21 years of age and under 25 years of age.

Chief LAYTON. All right, sir.

Senator BYRD. If you will, indicate to the committee the percent of the serious crimes in which Negroes are the victims. And if you can, break this down by category.

Chief LAYTON. Yes, I think we can.

Senator BYRD. Do you think you can do this by tomorrow evening, Chief Layton? We would like to close up our record.

Chief LAYTON. I think we can, Mr. Chairman.

Senator BYRD. Those are probably statistics that you have readily available.

Chief LAYTON. We do have some of those readily available and we can supply them by tomorrow.

(The information follows:)

Actual offenses reported, by unit—Fiscal year 1966

Classification of offenses—Part 1 classes	Total	1	2	3	4	5	6	7	8	9	10	11	12	13	14	DD	HP
1. Criminal homicide:																	
(a) Murder	146	5	27	7	----	9	10	1	1	25	22	12	6	13	8	----	----
(b) Manslaughter	11	----	1	----	----	----	1	----	----	1	1	1	5	----	1	----	----
(c) Negligent homicide	14	2	----	1	----	1	5	----	----	1	----	1	1	----	2	----	----
2. Rape	169	3	15	8	2	7	7	5	2	19	18	23	12	22	26	----	----
(a) Attempt rape	27	----	3	3	----	4	----	1	----	1	3	5	2	2	3	----	----
3. Robbery	3,531	264	484	213	48	291	181	48	32	450	447	293	149	425	206	----	----
(a) Attempt robbery	266	30	27	28	11	20	19	4	8	18	35	22	13	24	7	----	----
4. Aggravated assault	2,823	185	555	93	41	196	109	17	11	396	354	242	113	414	97	----	----
5. Housebreaking	8,920	305	1,001	903	91	636	491	236	289	963	993	1,052	506	1,052	397	----	5
(a) Attempt housebreaking	301	4	15	48	8	23	26	13	29	40	17	14	8	43	13	----	----
6. Larceny-theft:																	
(a) $100 and over	1,901	258	184	408	28	80	83	78	110	163	122	85	85	187	26	----	4
(b) Under $100	11,361	1,588	706	1,672	345	607	650	361	646	1,228	1,095	490	564	967	436	----	6
7. Auto theft	5,295	392	444	312	89	330	236	90	96	769	403	735	383	462	554	----	----
Total Part 1 classes	34,765	3,036	3,462	3,966	663	2,204	1,818	854	1,224	4,074	3,510	2,975	1,847	3,611	1,776	----	15

Part I felonies reported and cleared, by fiscal years

The following table reflects the number and percent of Part I felonies reported and cleared for past fiscal years:

Fiscal year	Number reported	Number cleared	Percent cleared	Fiscal year	Number reported	Number cleared	Percent cleared
1952	14,066	8,197	58.3	1960	11,714	6,311	53.9
1953	15,251	7,798	51.1	1961	12,948	6,647	51.3
1954	11,917	6,989	58.6	1962	13,274	6,493	48.9
1955	11,488	7,453	64.9	1963	15,191	6,770	44.6
1956	10,048	5,996	59.7	1964	19,691	7,921	40.2
1957	9,155	5,304	57.9	1965	23,174	7,912	34.1
1958	9,895	5,746	58.1	1966	34,765	9,159	26.3
1959	10,163	6,167	60.7				

GOVERNMENT OF THE DISTRICT OF COLUMBIA

Metropolitan Police Department—Part I offenses cleared by fiscal years

Classification	Percent cleared													
	Prior to *Mallory* decision [1]							After *Mallory* decision [1]						
	1952	1954	1955	1956	1957	1958	1959	1960	1961	1962	1963	1964	1965	1966
Criminal homicide:														
(*a*) Murder	94.9	97.3	100.0	94.5	96.8	92.2	89.8	97.2	91.1	96.5	98.8	97.1	95.5	93.8
(*b*) Manslaughter	100.0	100.0	100.0	100.0	100.0	100.0	100.0	100.0	100.0	100.0	-------	100.0	100.0	100.0
(*c*) Negligent homicide	100.0	96.9	100.0	100.0	100.0	100.0	100.0	100.0	100.0	100.0	100.0	100.0	92.9	100.0
Rape	95.6	93.6	93.4	91.8	92.0	91.9	82.3	94.2	87.8	90.7	90.1	86.4	79.2	70.4
Robbery	70.5	57.5	63.3	59.2	54.8	61.3	65.0	61.9	52.7	50.2	47.5	44.9	39.3	35.6
Aggravated assault	82.2	85.1	88.5	86.8	88.8	84.3	88.2	84.9	79.9	79.9	81.3	81.0	78.3	73.6
Housebreaking	46.3	44.0	52.6	51.1	47.2	50.5	54.6	42.7	44.1	42.2	34.0	33.5	27.0	19.4
Larceny-theft:														
(*a*) Grand larceny	39.9	38.3	42.2	37.7	41.9	43.4	38.8	36.8	29.4	29.3	26.4	19.6	19.5	12.9
(*b*) Petit larceny	33.8	34.9	40.3	36.8	36.8	40.6	40.4	39.8	34.0	33.4	33.2	32.3	33.3	23.5
Auto theft	31.9	26.9	28.4	38.7	34.7	31.9	41.2	28.7	36.7	29.3	28.9	30.0	25.3	17.1
Total	49.3	49.4	55.6	50.2	49.5	51.0	52.5	48.3	44.7	43.3	40.9	38.1	34.1	26.3

[1] *Mallory* v. *United States*, decided June 24, 1957.

Part I offenses, fiscal year 1966—Persons arrested

Classification	Total arrests	Number of arrests		Percent	
		White	Nonwhite	White	Nonwhite
Criminal homicide	204	18	186	8.8	91.2
Rape	197	11	186	5.6	94.4
Robbery	1,576	112	1,464	7.1	92.9
Aggravated assault	2,107	193	1,914	9.2	90.8
Housebreaking	1,849	216	1,633	11.7	88.3
Grand larceny	373	80	293	21.4	78.6
Petit larceny	2,585	447	2,138	17.3	82.7
Auto theft	912	107	805	11.7	88.3
Total	9,803	1,184	8,619	12.1	87.9

Part I offenses, fiscal year 1966—Persons arrested

[By sex and age]

Classification	Total arrests	Persons arrested		Percent of total	
		Male	Female	Under 21	Under 25
Criminal homicide	204	169	35	15.2	27.9
Rape	197	197		55.8	67.5
Robbery	1,576	1,512	64	58.6	76.4
Aggravated assault	2,107	1,762	345	18.3	31.4
Housebreaking	1,849	1,783	66	57.2	70.1
Grand larceny	373	337	36	23.6	47.5
Petit larceny	2,585	1,971	614	47.3	58.8
Auto theft	912	890	22	69.5	82.5
Total	9,803	8,621	1,182	45.4	59.2

Complainants for personal contact offenses, fiscal year 1966

Classification	Complainants			Percent of complainants	
	Total	White	Nonwhite	White	Nonwhite
Criminal homicide	171	24	147	14.0	86.0
Rape	196	38	158	19.4	80.6
Robbery	3,797	1,866	1,931	49.1	50.9
Aggravated assault	2,823	438	2,385	15.5	84.5
Total	6,987	2,366	4,621	33.9	66.1

EFFECT OF POSSIBLE PUBLIC DISTURBANCES ON ARRESTS

Senator BYRD. Chief Layton, is there any reason for the policemen in your department to believe they are not to make arrests for so-called minor crimes or misdemeanors in certain areas, and under certain circumstances, if there is any possibility that a public disturbance might erupt in the area at the time?

Chief LAYTON. Well, I think, Mr. Chairman, that there has been a good bit of attention directed at the possibility of disturbance and that sort of thing. There is always some discretion that can be, and is, exercised by police officers and police officials. There is no reason for any officer to believe that he should not make an arrest where he feels it is justified. There are occasions when—and there have been occasions during this past year when police officers or officials proceeded by obtaining a warrant for the arrest of an individual rather

than making a summary arrest at the scene of the occurrence. But if the officer, in his judgment, on the scene, believes that there is good reason to make summary arrest in a particular case, there are no orders that would prevent him from doing that.

DISPERSAL OF CROWDS

Senator BYRD. Are there any orders about which you know, to the officers of any particular precincts, not to make arrests for misdemeanors committed by persons of a particular race?

Chief LAYTON. Yes, sir.

Senator BYRD. Are there any orders that have been given to officers in any precinct of the city not to make arrests in situations where there is a demonstration or public disturbance erupting?

Chief LAYTON. No, sir, except to the extent that some consideration must be given to a rule in our manual which says that, in the case of a disturbance—in case of disturbances—our policemen shall attempt to disperse a crowd first by peaceful means and, if that does not accomplish the purpose, and force is required to disperse the crowd, then, after attempting to accomplish this by peaceful means, they will use whatever force is required.

ARRESTS DURING PUBLIC DISTURBANCES

If there is a violation of law taking place at the particular time, there is no order to say they should not make an arrest for that violation.

Senator BYRD. In other words, there has been no order to the policemen in any part of the District that they should not make arrests for misdemeanors during a time when there is a public disturbance?

Chief LAYTON. No, sir; there is no order to that effect.

Senator BYRD. Is there any order to policemen not to arrest Negroes at a time of public disturbance?

Chief LAYTON. No; there is no order to that effect.

Senator BYRD. There is no order to officers not to make arrests during a demonstration?

SECTION 7, POLICE MANUAL

Chief LAYTON. That is correct; there is no order to that effect. The only constraint, as I say, is that they are required by an order of the manual to use peaceful means before using force.

Senator BYRD. Well, may we have that section of the manual for the record, please?

Chief LAYTON. Yes, sir; that is chapter II, section 7 of our manual; I have a copy of it here.

Senator BYRD. It reads thusly:

On the occurrence of a disturbance it is the duty of the police to restore order and disperse the crowd by moderate efforts or persuasion, if possible. If such efforts fail, force must be used and the principals arrested.

RESTORATION OF ORDER

Senator BYRD. Is this to mean that, in the process of restoring order—and dispersing the crowd—persons within the crowd, Negroes or white, are not to be arrested for the commission of misdemeanors?

Chief LAYTON. No, it does not mean that.

Senator BYRD. Do the officers in the department understand that it does not mean that?

Chief LAYTON. I feel that they do, Mr. Chairman. This particular section, as I indicated, is a section in our manual, and every member of our department is required to be familiar with it—to have read the manual and to be familiar with that.

Senator BYRD. The subcommittee will be in recess for five minutes.

(Short recess.)

Senator BYRD. The subcommittee will resume its sitting.

FUNCTION OF DEPARTMENT

Chief Layton, what is the function of the Police Department?

Chief LAYTON. The function, Mr. Chairman—essentially, the function of the department is to preserve the peace, and to protect property and the safety and lives of citizens, to prevent crime as far as we can, and to identify and arrest perpetrators of crime.

Senator BYRD. Can it be clearly stated that the officers in the Police Department of the District of Columbia are to make arrests for misdemeanors, regardless of the race or color of the person who has committed the misdemeanor?

Chief LAYTON. Yes, sir, without question.

Senator BYRD. And that there is to be no favor or partiality shown?

Chief LAYTON. That is correct, sir.

NONRESTRICTION ON ARRESTS DURING DISTURBANCES

Senator BYRD. Mr. Tobriner, are there any instructions, as far as you know, to policemen that they are not to arrest persons during a time when demonstrations or acts of so-called disobedience are being committed?

Commissioner TOBRINER. No, sir; there is not.

Senator BYRD. As far as you know, are there any restrictions upon arrests for misdemeanors during a time of public disturbance?

Commissioner TOBRINER. None that I know of, sir.

Senator BYRD. As far as you know, are there any restrictions upon arresting individuals simply because they are Negro?

Commissioner TOBRINER. None that I know of.

RACE AS FACTOR IN ARRESTS

Senator BYRD. So the committee is to understand that regardless of a person's race or color, if he commits a crime, whether it is a felony or a misdemeanor, he is to be arrested?

Chief LAYTON. Yes, sir; the fact of his race would not enter into it at all. The only factors that would enter would be the commission of the offense, the identification of the individual as having committed that offense, and that it was justified and appropriate at that particular time.

Senator BYRD. Of course, the person would not be arrested if he could not be identified, as having committed the offense.

Chief LAYTON. That is correct, Mr. Chairman.

Senator BYRD. The subcommittee is to understand that there is no restriction upon police against making arrests of individuals, regard-

less of their race or color in situations where a public disturbance is erupting?

Chief LAYTON. That is correct, sir.

Senator BYRD. So they would make arrests then, as they would at any other time if the person can be identified, and regardless of the degree of the crime, whether it is a felony or misdemeanor?

PRESENCE OF CROWD NONDETERRENT IN MAKING ARRESTS

Chief LAYTON. Yes. The only caution that I would interject would be that where we have a disturbance other than the actual commission of offenses, where a crowd of people is involved, attempts would be made to disperse the crowd by peaceful means as indicated previously.

Senator BYRD. The mere presence of a crowd, however, is not to deter the officer from making an arrest if the crime is committed; is that correct?

Chief LAYTON. That is correct. The officer uses some discretion when he makes an arrest; there is no order to prevent him from making an arrest simply because there is a crowd of people present.

TIME AND TYPE OF ARREST DISCRETIONARY WITH POLICE OFFICER

Senator BYRD. Suppose an officer is threatened by one of the crowd? Suppose one of the crowd threatens to hit the officer with a ball bat if he makes his arrest of that individual? Are other officers to stand by and let this happen simply because there is a crowd?

Chief LAYTON. Not simply because there is a crowd, no, sir. Again, there are situations where from a tactical standpoint, depending on the number of officers present and the size of the crowd, because of tactical considerations, there might not be an arrest effected at that time. That would be a judgment by the officers on the scene as to whether they would move and make a summary arrest or whether they would handle it in another manner such as applying for a warrant for the individual at a later time. But that would be a matter of judgment and discretion by the officers on the scene, considering all the circumstances that were present in that situation.

FAILURE OF ARREST AT PUBLIC DISTURBANCES

Senator BYRD. Why do we see so often in the wake of these public disturbances, that no arrests were made?

Chief LAYTON. Well, we have one that occurred recently, Mr. Chairman, where it was reported in the press that there were no arrests made. The situation in that particular case—and it would hold true in some others—was that the officers were not able—either were not present on the scene or were not able for other reasons to identify an individual with having committed any offense such as breaking a window.

Senator BYRD. What situation was this?

Chief LAYTON. In one recent incident there was a crowd of young people who moved about in the streets over in the southeast section of the city, and two of our scout cars were directed to a particular location. There was not any offense being committed in their presence at that time. They observed the group for a period of time and they were making their way to a section, ultimately to a section of the city.

Afterward it was reported from several residences and several business establishments that windows had been broken. But the officers did not witness any stone throwing by the individuals at that time.

Senator BYRD. When did this incident occur?

Chief LAYTON. This occurred on September 16, around 11 o'clock in the evening.

Senator BYRD. Did you finish your comments in regard to that incident?

NONOBSERVANCE OF VIOLATIONS

Chief LAYTON. Yes, sir. Essentially, the circumstances were that no violation was observed by policemen, at least an individual was not observed as having thrown a missile that broke a window and for that reason no arrests were made. There have been other incidents occur where arrests have been made, but in some cases that situation prevents arrest.

Senator BYRD. So often one reads about these incidents occurring here in the city and no arrests are made. So one wonders why no arrests were made—whether or not police have been instructed by their superiors or someone along the line not to make arrests for fear of a public disturbance or riot.

ARREST BY WARRANT

Chief LAYTON. There have been some few instances that have come to my attention when an official on scene where a violation of law had occurred determined that it should be handled by applying for a warrant rather than making a summary arrest. But the individual in those cases was identified and was later arrested and charged.

There are other occasions where arrests are made, have been made at the time the disturbance is underway and for the violations that were committed in the officer's presence. This has not been true, that is, arrests have not been made in every case of disturbance such as this one on September 16.

We had one some time ago that you may recall on K Street where again, no arrests were made, but one officer in that case did observe one individual who threw a missile and ran after him and stumbled into a ditch and, of course, the person who committed the offense got away. It was nighttime, and he was not able to identify him.

NONRESTRICTIONS ON ARRESTS DURING PUBLIC DISTURBANCES

Senator BYRD. Well, I understand that policemen cannot always identify the persons who are at fault, but it just seems that too often we read that no arrests were made in connection with these troublemakers as they gather at the precinct station houses or wherever it may be. I just want to make sure that the police are not under restrictions as to the making of arrests in situations where various races are involved.

Chief LAYTON. No, sir; I can say unequivocally, Mr. Chairman, that our policemen are under no orders to refrain from making arrests for offenses committed in their presence on the basis of race. Race does not enter into it at all. There is no order to that effect and there is no policy to that effect.

Senator BYRD. And they are under no instructions not to make arrests for fear of provoking a riot. After all, the person who commits

a crime commits the provocation—not the police, in my judgment, in making arrests for the crime.

Chief LAYTON. Yes, sir; they are under no restriction on that score. As I said a little earlier, at the scene of any disturbance or any incident where violations occur, the official on the scene makes some judgment as to what he thinks is the best way to proceed with a particular case. There is discretion. When, in the case of felony offenses as to whether or not probable cause has been satisfied to make the arrest——

Senator BYRD. I understand all that, Chief Layton. I want to be sure the officers are not under any orders explicit or implicit not to make arrests of individuals who commit so-called minor crimes, simply because they may be Negroes or because there may be a crowd, or because it might create a disturbance and a demonstration may result. I want to make sure of that. I have had officers in the District tell me that they were ordered not to arrest Negroes for misdemeanors. I have had others tell me that they are not to make arrests in situations where there is a crowd for fear a riot may occur. I am just trying to tie this down—are any such orders, written or oral, given to officers not to make arrests of Negroes in certain precincts for misdemeanors?

Chief LAYTON. Absolutely not, Mr. Chairman.

LAW ENFORCEMENT DURING RACIAL DISTURBANCES

Senator BYRD. And there is no retreat on the part of the Police Department in its duty to enforce the law in a situation where a racial disturbance may be developing or may have developed?

Chief LAYTON. No, sir, I say very clearly, that we do not. We are the law enforcing agency and we cannot retreat from enforcing the law. There are considerations, as I am sure you understand, that I have touched on previously here, tactical considerations when you have a large crowd of people and depending on the extent to which they are creating a disturbance, what kind of activity they are engaging in, there are tactical considerations, but I say to you very clearly that it is my policy that we cannot, as a law enforcing arm of the District of Columbia retreat from enforcing the law where that is called for and where it is indicated.

WARRANT ARRESTS

Senator BYRD. And even in those situations where, in the opinion of the superior officer, tactical considerations would appear to dictate that a person be identified and arrested later, there is no hesitancy, no inhibition, no reluctance or restrictions upon making that arrest at a later time?

Chief LAYTON. There is not, sir.

Senator BYRD. Just because the person may have been Mr. X, who is an antipoverty worker or Mr. Y who is a leader in a civil rights group or Mr. Z who is a militant Negro activist?

Chief LAYTON. No, sir, I agree with your statement, that is a fact. That is not the case. Police officers are under no restrictions because an individual may be connected with an organization or activity of that kind. The fact of the matter is that we have made arrests of persons of that character.

Senator BYRD. Mr. Tobriner, do you know of anything to the contrary?

Commissioner TOBRINER. I know of absolutely nothing.

FEDERAL GRANTS RECEIVED FROM DEPARTMENT OF JUSTICE

Senator BYRD. What is the total of Federal grants received to date from the Department of Justice?

Chief LAYTON. Our total to date, Mr. Chairman, is $1,050,378.

Senator BYRD. Could you supply for the record the purpose of each grant, the amount thereof and the sum obligated under such grant to date?

Chief LAYTON. All right, sir, we will supply that. We have a list of the amounts here, but we do not have the amount obligated.

(The information follows:)

RECAPITULATION OF FEDERAL GRANTS, FISCAL YEAR 1967

I. Law Enforcement Assistance Act grants

Title and grant number	Proposed MPD contribution	LEAA grant amounts	Obligations Oct. 1, 1966
Development of planning and development unit—No. 004-I		$310,670	$91,744
Additional vehicles and provision of conspicuous marking and painting of police vehicles—No. 004-II	$53,000	217,900	96,073
Police radio receiver equipment for off-duty monitoring in private autos of police officers—No. 004-III		36,500	
Experimental use of motor scooters—No. 004-IV		18,030	7,760
Development of integrated information system for Washington metropolitan area—No. 015	162,080	257,456	
Executive development, supervisory training and inservice training—No. 034		48,385	34,180
Training project "The Emerging Role of the Professional Policeman in Contemporary Society"—No. 061	88,313	56,450	54,209
Design of a model police communications system—No. 071	34,564	104,987	99,657
Total	337,957	1,050,378	383,614

II. Other grants

Title	Proposed MPD contribution	OEO grant amounts	Obligations Oct. 1, 1966
United Planning Organization: Title 1-B: Summer Project	$13,885	$138,850	$42,216

GRANT DESCRIPTION

Title: Development and initial support of a comprehensive Police Department Planning and Development Bureau. No. 004-I.

Source: Law Enforcement Assistance Act of 1965 (Public Law 89-197).

Description: This department has pending in its 1967 budget estimates a request for financing of a Planning and Development Bureau, including the hiring of professional, technical, and clerical personnel. That request will enable us to gradually develop an effective planning organization within the department. However, with the pressing need for implementing new programs, together with the study of significant changes in the department recommended by the President's Commission on Crime in the District of Columbia, it is highly desirable for us to supplement our existing plans with an intensive program of approximately one year which will enable us not only to speed full implementing of the permanent planning and development program, but which will also give intense, immediate attention to some of our more pressing projects. This project will provide funds for hiring of additional professional staff personnel for the planning unit, for hiring related clerical support personnel, for obtaining consulting services in specific administrative and technical areas, and for obtaining services of specialist personnel from other police agencies in implementing new

techniques and projects. This project contemplates a reduction of the planning and development unit to the level of currently requested budget financing at the expiration of the grant period.

Title: Increase of patrol effectiveness by purchasing of additional vehicles and provisions of more conspicuous marking and color figuration of police vehicles. Grant No. 004–II.

Source: Law Enforcement Assistance Act of 1965 (Public Law 89–197).

Description: This grant is to provide for the purchase of fifty additional marked automobiles and three additional marked patrol wagons for distribution in various assignments throughout the department, and for formal experimenting and analysis of results with use of marked police vehicles as crime deterrents. Also financed by this proposal is a study of ideal coloring and marking of police vehicles for crime deterrence as well as public acceptance and an appropriate repainting of existing marked vehicles of the department.

Title: Purchase of Police Broadcast Radio Receiver Equipment for Off-duty Monitoring in Private Autos of Police Officers. Grant No. 004–III.

Source: Law Enforcement Assistance Act of 1965 (Public Law 89–197).

Description: This grant is to finance purchase of low-cost radio converters for issue to volunteer members of the force for installation in their private automobiles, thereby enabling them to monitor police radio broadcasts on their way to and from duty and in other off duty hours. This proposal contemplates issuance of such units to approximately 1200 members of the force and estimates five to ten hours use weekly by each such member, thus substantially expanding the potential for crime prevention, emergency coverage, and apprehension of criminals.

Title: Experimental use of motor scooters in patrol and tactical operation. Grant No. 004–IV.

Source: Law Enforcement Assistance Act of 1965 (Public Law 89–197).

Description: This project provides for an experiment with the feasibility of using motor scooters to increase the mobility and efficiency of foot patrolmen. Twenty-five scooters have been purchased under this program. The First, Third, Ninth, and Eleventh Precincts will each be assigned four scooters and the Tactical Force will be assigned nine. Training for this program was begun September 19, 1966.

Title: Development and Demonstration of an Integrated Information System for the Washington Area. Grant No. 015.

Source: Law Enforcement Assistance Act of 1965 (Public Law 89–197).

Description: This department participated in a feasibility study for a Metropolitan Washington Police Computer Network financed jointly by the Metropolitan Washington Council of Governments, this department and a grant from the Housing and Home Finance Agency. The report from the contractor performing the study stated that a police computer network is feasible and is practical for this area and proposed a computer network tying together this department, the District Department of Motor Vehicles and the Court of General Sessions, and the police departments of adjoining cities, counties and states. This grant provided funds for staffing and contractual assistance to further develop the recommendations of the report and to work towards implementation of the system if approved in the 1967 appropriations.

Title: Executive Development, Supervisory Training and In-Service Training Program. Grant No. 034.

Source: Law Enforcement Assistance Act of 1965 (Public Law 89–197).

Description: This project provides financing for purchase of training aids such as the I.A.C.P. Training Key and the I.A.C.P. Sight-Sound Film Strip program for roll call training, and for training courses and attendance at training classes for all first line supervisors and for selected executive personnel of the department.

Title: Training Project—The Emerging Role of the Professional Policeman in Contemporary Society. Grant No. 061.

Source: Law Enforcement Assistance Act of 1965 (Public Law 89–197).

Description: This project will finance a twenty-four hour human relations program to be administered to a total of 1,050 members of the force. The program will be designed and conducted under contract by Leadership Resources, Inc., under direction of a Steering Committee appointed by the Chief of Police operating with advice of command officials of the department.

Title: Design of a Model Police Communication System. Grant No. 071.
Source Law Enforcement Assistance Act of 1965 (Public Law 89-197).
Description: With the addition of a large number of additional radio equipped motor vehicles to the police fleet and with the concomitant inception of a one-man scout car program in this department under the special anti-crime program appropriation for 1967, the already heavy radio traffic on our communications system has reached a critical saturation point during peak workload periods. The major purpose of the proposed project is to perform a total review of the immediate and of the long-range communications needs of this department and to develop recommendations for and to implement (except for capital equipment costs) a communications system responsive to those requirements; this objective will be accomplished through contractual assistance from the IIT Research Institute and from the International Association of Chiefs of Police, with such assistance financed by this grant.
Title: United Planning Organization Title 1-B Summer Project.
Source: United Planning Organization (Office of Economic Opportunity).
Description: The United Planning Organization and the District Government entered into a contract to provide summer employment to high school students under Title 1-B of Economic Opportunity Act. The Metropolitan Police Department conducted two programs, the first, a Building and Maintenance Program which provided experience in cleaning and making minor repairs to police department buildings, grounds and furniture. The second program provided on-the-job training in such skilled occupations as clerk-typist, carpenter, garage attendants, tow crane operators, auto mechanics, supply clerks and general clerical work. The District must provide 10% of total cost.

District of Columbia Matching Funds

Senator Byrd. To what extent have District of Columbia funds been required to supplement the Federal grants?

Chief Layton. $337,957 is contributed by the District. The LEAA grants amount to $1,050,378 plus our contribution which makes a total project amount for the eight items that we have, $1,388,335.

Senator Byrd. May we have a copy of the table?

Chief Layton. We will furnish that, Mr. Chairman.

(The information appears in table on page 1070.)

Cardozo Area Juvenile Project

Chief Layton. This is a total of the formal LEAA grants, Mr. Chairman. We have one other that we have talked about informally. But we do not have any other formal applications at the present time.

Senator Byrd. Have you received any other funds from Federal agencies to assist in the operating expenses of the Metropolitan Police Department?

Chief Layton. Not as grants, Mr. Chairman.

Senator Byrd. Have you received any other funds from Federal agencies?

Chief Layton. Through fiscal year 1966, Mr. Chairman, $25,064. This was the Cardozo area juvenile project under the poverty program.

Senator Byrd. Could you furnish us some details on this for the record, please?

Chief Layton. Yes, sir.

(The information follows:)

Program: Youth Aid Division.
Title: United Planning Organization Cardozo Area Juvenile Project.
Source: United Planning Organization (H.E.W.)
Description: The United Planning Organization reimbursed the Metropolitan Police Department for the services of three experienced juvenile officers assigned to the thirteenth Precinct to investigate and dispose of all juvenile matters arising within the Thirteenth Precinct. They were required to keep accurate

records of their work for study, research, and evaluation. They also worked with other persons and agencies participating in the project. One clerk-typist was also provided under this agreement. Matching funds were not required; however, the Metropolitan Police Department absorbed $4,000 in provision of phone service.

Fund availability FY 1966, $25,064.

SUMMER YOUTH EMPLOYMENT PROGRAM

Senator BYRD. Is this the only item in this regard?

Mr. WILSON. We also have received funds under the poverty program for employment of youth in this department.

Senator BYRD. Let us have the details on that.

(The information follows:)

Title: United Planning Organization Title 1–B Summer Project.

Source: United Planning Organization (O.E.O.)

Description: The United Planning Organization and the District Government entered into a contract to provide summer employment to high school students under Title 1–B of Economic Opportunity Act. The Metropolitan Police Department conducted two programs, the first, a Building and Maintenance Program which provided experience in cleaning and making minor repairs to police department buildings, grounds and furniture. The second program provided on-the-job training in such skilled occupations as clerk-typist, carpenter, garage attendants, tow crane operators, auto mechanics, supply clerks and general clerical work. District must provide 10% of total cost. Existing funds will be used to absorb this cost.

Estimated fund availability fiscal year 1966	$116,630
Estimated fund availability, fiscal year 1967	138,850
Personal services:	
Salaries and benefits of enrollees	110,537
Salaries and benefits of supervising and counseling staff	15,402
	125,939
Other costs:	
Travel and transportation	6,416
Rent, communication and utilities	4,310
Equipment	2,185
	12,911

PLANNING AND DEVELOPMENT UNIT AND POLICE COMPUTER NETWORK

Senator BYRD. Is there any other item?

Mr. WILSON. No, sir those are all.

Senator BYRD. Have any of the Federal grants to date supplanted appropriation requests made to the Congress and denied?

Chief LAYTON. We have in these grants, Mr. Chairman, funds for beginning some programs that we are asking for funds to continue that in this budget. This would be our planning unit, computer program, and I believe those are the only two that we have. These grants were to begin these programs and we are asking in this budget for funds to continue those.

Senator BYRD. Were both programs requested of the Congress and denied?

Chief LAYTON. Last year, in the special supplemental request that was made with several items, the additional cars, vehicles, and several other items, we asked for funds for beginning the planning unit. This was denied in that special supplemental request.

Senator BYRD. What about the other program?

Chief LAYTON. The computer program was also requested in the supplemental last year.

Senator BYRD. Did you not ask for funds for the computer program last year in the regular bill?

Mr. WILSON. No, sir, only in the special anticrime supplemental. I might clarify one point. This was not actually a supplemental. It was an amendment to the regular budget as a special anticrime package of requests. It did come to the Senate in the regular budget. It was an amendment to the budget rather than a suppemental.

Senator BYRD. What the Congress disallowed on one hand, you have a way of getting on the other.

Chief LAYTON. This is not our intention, Mr. Chairman. I felt last year that this was an important activity for the Department, and this was not done with the intention of circumventing the regular processes of Congress. This was denied. We had the opportunity to begin a little early, but we have requested it in our present budget and the grants were made with the knowledge that we had the requests in the budget this year and would have appropriation review of the programs before we had progressed far in implementing them.

POLICE COMPUTER NETWORK PROGRESS

Senator BYRD. How far have you progressed in this computerized program?

Chief LAYTON. We have hired one employee. We have one other employee scheduled to report to us next week and—new contracts are not let pending appropriations.

PAINTING OF VEHICLES

Senator BYRD. How much of the Federal grants received by your Department was for painting of vehicles?

Mr. WILSON. I do not have the breakdown on that.

Senator BYRD. Could you let us have that?

Chief LAYTON. Yes, sir.

(The information follows:)

Law Enforcement Assistance Act Grant No. 004–II provides $217,900 for purchase of additional vehicles for the Metropolitan Police Department and for experimentation with more conspicuous marking and color configuration for police vehicles. The budget for that grant provides a total of $13,000 for painting, lettering, and remarking of vehicles.

VEHICLE PURCHASES UNDER GRANT

Senator BYRD. How much was for the purchase of additional vehicles?

Chief LAYTON. The grant amount on that, Mr. Chairman, is $217,900.

Senator BYRD. What was purchased?

Chief LAYTON. Fifty-four vehicles.

Senator BYRD. What were the types of vehicles?

Chief LAYTON. Mostly scout cars.

Senator BYRD. Could you be specific?

Chief LAYTON. Yes, sir; 50 marked cars, 3 patrol wagons, and 1 vehicle for administrative duties.

Senator BYRD. Supply the figures on these, please.

Chief LAYTON. Yes, sir.

(The information follows:)

VEHICLES PURCHASED UNDER LEAA GRANTS

Patrol supervisors	23
Scout cars	16
Traffic cars	3
K–9 vehicles	2
Tactical Force	6
Patrol wagons	3
Planning-unit automobile	1
Total	54

SCOOTER PURCHASES

Senator BYRD. How much was used for the purchase of scooters?

Chief LAYTON. The correct amount is $6,222.

Senator BYRD. How many scooters were purchased?

Chief LAYTON. 25.

Senator BYRD. From where were these purchased?

Chief LAYTON. Vespa is the name.

Senator BYRD. Is this a foreign product?

Chief LAYTON. Yes, sir.

Senator BYRD. Indicate the cost per scooter. Are they all of the same type and size?

Chief LAYTON. Yes, sir.

Senator BYRD. How many do you have now?

Chief LAYTON. 25.

MOTOR SCOOTER PURCHASE DATA

Type of scooter: Scooter, motor, 150cc, Vespa, Model 150.
Sales price: $248.88 each.
Seller: Vescony, Inc., 275 Wyman Street, Waltham, Mass.

SCOOTER TRAINING AND ASSIGNMENTS

Senator BYRD. What is your experience with these?

Chief LAYTON. We have just gotten underway with them, Mr. Chairman. We put our men through a training session beginning September 19, so that we are just getting started. We have distributed them in four precincts. I feel that this will give the officers riding them an opportunity to cover their beats more often, more rapidly, and still the vehicles are such that they can get off and patrol on foot as well. We plan to have the officers who are patrolling on these scooters carry one of the two-way footman radios, so he can be in touch with the station house, whether he is on foot or on the scooter.

We have also assigned nine of them to our tactical force, and we feel they will be beneficial there, in that activity.

WALKIE-TALKIE AND FOOTMAN-TYPE, TWO-WAY RADIOS

Senator BYRD. Is there money in the bill before us to complete the walkie-talkie system in all precincts?

Chief LAYTON. Yes, sir. This would be five additional precincts.

Senator BYRD. Is there provision made for the walkie-talkies for your saturation squad?

Chief LAYTON. No, sir; we do not have that. We do have a request in this budget for 20 radios—portable radios—but not the footman-type, two-way radios. These are called walkie-talkies, these that we have asked for, but they are not the same type as the footman radios.

Senator BYRD. Are they as good as the footman type?

Chief LAYTON. They are somewhat larger to carry and they are more bulky and heavier.

Senator BYRD. Will these be used by the footmen?

Chief LAYTON. Probably on fixed posts, and in vehicles, rather than on foot.

Senator BYRD. Are these for the policemen who are working their sixth day in certain areas?

Chief LAYTON. Yes, sir.

Senator BYRD. Why would it not be advisable to supply them with the walkie-talkie?

Chief LAYTON. I think it would, Mr. Chairman. We did not present that in this budget, which was presented some time ago, as you know, and we were scheduling then the installation of the footman radios in the rest of our precincts. As you know, we determined that we could not install all of those in a short period of time, and installed five during this past year, and expect to install the next five during the current year. The use of such radios would be, I think, beneficial to that force.

Senator BYRD. Do I understand you to say that moneys are being requested for 20 radios?

Chief LAYTON. Yes, sir.

Senator BYRD. For this force?

Chief LAYTON. Yes, sir.

Senator BYRD. In lieu of the walkie-talkie equipment that the regular precincts have and will have?

REQUEST FOR WALKIE TALKIE RADIOS FOR TACTICAL FORCE

Chief LAYTON. They were not requested in lieu of, Mr. Chairman. This was based on a request by the commander of the tactical force, who was interested in having radio equipment, radio communication, and he requested the 20 walkie-talkies, which are not the same radio as the two-way footman radio. They are heavier and bulkier than the footman radio. We have others of those in the department which are used in other activities, on parades and civil disturbances, and other activities. This was a request that was made, and we approved that and put it into the budget. But we did not include the footman-type radios.

Senator BYRD. Would these be needed independently of whether or not you had the footman-type radios, or are these in lieu of?

Chief LAYTON. I understand, Mr. Chairman, from the recommendation that we have from the commander of our tactical force, that the 20 Walkie-talkies would be in addition to any of the footman radios that we would supply.

Senator BYRD. So you need those, regardless?

Chief LAYTON. Yes, sir.

COST OF WALKIE TALKIE RADIOS

Senator BYRD. What is the cost of the 20 radios?

Chief LAYTON. $21,080.

Senator BYRD. What would be the reqiured amount for supplying your tactical force with the other equipment that you have been spreading throughout the precincts?

COST TO SUPPLY TACTICAL FORCE WITH FOOTMAN-TYPE RADIOS

Chief LAYTON. I would expect, Mr. Chairman, if we attempted to do this, considering the activities of that force, that the number that we would require would be 100 radios. These are priced at $950 each, which would be an amount of $95,000. This would require extra batteries priced at $60, or $12,000 for the extra batteries; and, in order to equip the force to use these, we think it would not be advisable to have a fixed-base station, but to put it in a mobile unit so that it could move into different areas, and we would expect to require eight mobile units at a price of $850, $6,800 total. Batteries would be required—battery chargers would be required, and that would be $3,500, or a total of $117,300, to equip the tactical force with 100 of this type radio.

PERMANENCY OF TACTICAL FORCE

Senator BYRD. Is it your plan to maintain such a tactical force permanently?

Chief LAYTON. Yes, sir. I feel that we have had good results from this, and I feel that we can do even more with it. I would view it as a permanent unit in the department.

UTILIZATION DURATION OF 6-DAY PERSONNEL

Senator BYRD. But you are not viewing the utilization of men on their sixth day as a permanent practice?

Chief LAYTON. That is correct, Mr. Chairman. This is the only way we can provide manpower for that force at the present time. But, when we are successful in filling up our force to authorized strength, then this unit would be drawn from members already in the department.

Senator BYRD. Do you think it is advisable to retain a tactical force from now on?

Chief LAYTON. I do.

Senator BYRD. In my visits around the precincts, in talking with these men on the tactical force, I found that they expressed a desire for these walkie-talkies—the two-way radio.

Chief LAYTON. Yes, sir.

DEPLOYMENT OF TACTICAL FORCE IN AREAS OF HIGH-CRIME INCIDENCE

Senator BYRD. It seems to me that they are put in the most dangerous areas of the city, and it would also seem to me that the men on the tactical force are as in great need of, if not greater need of, the two-way equipment than would the ordinary officer be in other areas of the city.

Chief LAYTON. Well, it is true that we do deploy them in areas of highest crime incidence, and, as I say, our scheduling in the past, in thinking through our budget up to this point, is we wanted to equip

the other precincts. But, it is true that this kind of equipment would be very helpful and beneficial.

DEPENDENCY OF OFFICERS ON COMMUNICATIONS

Senator BYRD. Isn't the life of the officer often dependent upon his being able to make contact with another officer or with the station, immediately, and vice versa?

Chief LAYTON. That is correct, Mr. Chairman. We have had cases where this was a very important factor. We had one case where a man was cut pretty severely, and we feel that his life was saved only because there was an officer nearby who had a footman radio and could alert the station house.

Senator BYRD. Is this the gentleman over in the 11th or 14th Precinct?

Chief LAYTON. Yes, sir; the incident occurred in the 13th Precinct. He was attached to No. 11, I believe.

PRIORITY OF BUDGET REQUESTS

Senator BYRD. Why would not this have greater priority than the repainting of the fleet of vehicles?

Chief LAYTON. Well, on that comparison, Mr. Chairman, I would say that this would have a greater priority than repainting the automobiles.

VEHICLE PAINTING

Our thinking on painting the automobiles is to paint them in a color scheme that would cause them to stand out, to help to demonstrate more widely that there were police vehicles and police coverage of areas, so that the cars could be seen and stand out as the blue uniform does. This was the thinking there, but comparing the radios with the painting of the vehicles, even in a striking color scheme, the radios would take priority.

COST TO SUPPLY FOOTMAN-TYPE RADIOS TO TACTICAL FORCE

Senator BYRD. What was the amount mentioned a moment ago for the complete furnishing of radios?

Chief LAYTON. $117,300.

Senator BYRD. That would supply how many?

Chief LAYTON. 100 footman radios.

Senator BYRD. Is this the number that would be required to outfit your tactical force?

Chief LAYTON. I feel it would. We assigned 200 men to the tactical force, but they are not all working the same tour of duty, and this would essentially equip those men who would be working one tour of duty.

Senator BYRD. Has this price remained fairly stable during the past few years?

Chief LAYTON. Yes.

Senator BYRD. Could you utilize this amount of money if it were made available in this bill?

Chief LAYTON. Yes, sir, I feel we could.

Senator BYRD. If you were authorized in the subcommittee report to spend this money out of available funds could you find the money with which to do it?

Chief LAYTON. I feel that at the present time, Mr. Chairman, we probably could.

AVAILABILITY OF FOOTMAN-TYPE RADIOS

Senator BYRD. Are the radios available for purchase?

Chief LAYTON. We are in the process of purchasing radios for the other five precinct stations. I cannot answer immediately now how available 100 would be. But my judgment would be that we probably could obtain them.

Senator BYRD. Would you file that answer for the record, Chief Layton, as to whether or not these could be purchased?

Chief LAYTON. Yes, sir.

(The information follows:)

There have been some indications during the past year that a shortage of radio equipment needed by this department might result from priority needs of the Department of Defense. However, thus far we have found it possible to fill all of our requirements for which funds were available, including the purchase of footman radio equipment for installation in precincts during the fiscal year 1967 under existing appropriations.

RECOMMENDATIONS OF PRESIDENT'S COMMISSION ON CRIME IN THE DISTRICT OF COLUMBIA

Senator BYRD. What is the current situation with respect to the 41 recommendations of the President's Commission on Crime in the District of Columbia? Have any of them been put into effect?

Chief LAYTON. We have not done anything on the implementing of the reorganization, Mr. Chairman. There are some recommendations in the report that we are proceeding with. For instance, the planning and development unit is an item that we proposed last year and again in this budget. In this area we have taken some steps to implement that. We have hired some personnel. We have had an examination of some of our police employees, to form a nucleus of the planning and development unit, so that we have taken steps there. We have felt for some time that there was a need for more specific training of our supervisory force. We have taken steps there to institute training of our first-line supervisors—sergeants and lieutenants. We have extended our training program. We had a training program for executive management training, for top officials.

As to salaries, there is a bill in Congress to raise salaries. This action has been taken. This is in accord with our own feeling and the feeling of Congress, I am sure, and the Commissioners, certainly.

RECRUITING PROBLEM

We do have a recruiting problem. We have made efforts in this direction. A number of procedures have been initiated to emphasize the recruiting activities of the department, even to the extent of taking the recruiting responsibility from the training division, leaving that training division only with the responsibility for training and setting up a separate recruiting bureau to emphasize that activity.

We are exploring the possibilities of providing training under the Manpower Development and Training Act. With the division of our

training and recruiting efforts, we are reviewing our training curriculum and have made some other changes.

We expect to reduce the size of the classes, recruit classes. We expect to give those officers some fieldwork as well as classroom work, and again, in our training, we have made provision for providing roll-call training, using the IACP sight-sound projectors and the training keys that are printed by IACP.

We are taking a look at our cadet corps to determine whether or not our present salary level is as high as it should be. We have made efforts to recruit young men from local schools. We do provide additional training, college level training for them.

Recommendation as to Policewomen

There is a recommendation as to policewomen, that is, to provide for a greater variety of duties and to increase the number. In December 1965, an order was approved by the Commissioners to remove the limitation on the number of policewomen and we do plan to use them in appropriate units, one being a planning unit as well as some officers in our detective division, in the sex squad, for example.

As to training facilities, we have funds in this budget for plans for training facilities—a site has been designated by the Commissioners over in Blue Plains area.

Recommendation To Increase Number of Vehicles

There is a recommendation to increase the number of vehicles. We have already as you know in our requests of last year asked for additional vehicles which Congress provided. We have some under the LEA grant and we are asking approval for additional vehicles in this budget.

Senator Byrd. How many do you now have?

Chief Layton. Total number of scout cars—44—did you want the total vehicles? Three hundred forty-four total number of vehicles.

Senator Byrd. How many under the LEA program?

Chief Layton. Fifty-four, Mr. Chairman.

Senator Byrd. How many are in the request?

Chief Layton. Thirty-eight, Mr. Chairman.

Communications System

There is a recommendation also on improving our communications system. This is an activity that we felt ourselves needed extending and we do have funds under the Law Enforcement Assistance Act to make a study of our communications system with a recommendation for major overhaul of the communications system.

Senator Byrd. Did you refer to that earlier when I asked you about Federal grants?

Chief Layton. Yes, I am sure I did. Maybe I didn't—I believe I did not itemize it.

Senator Byrd. You will for the record?

Chief Layton. Yes, we will provide that for the record. I gave you the total. We do have it.

(The information appears in table on page 1070.)

TACTICAL FORCE

Senator BYRD. There is a recommendation that the tactical force should be made a permanent part of the proposed Special Operations Division.

Chief LAYTON. It is my recommendation that the Tactical Force be permanent. We have not entered into any other reorganization. So where it will be placed at this time will probably be under the patrol force.

Senator BYRD. You did indicate awhile ago that it would be advisable for the men on the tactical force to have the two-way sets?

Chief LAYTON. Yes, sir, I feel that it would.

Senator BYRD. All right, proceed, Chief Layton.

Chief LAYTON. I think I have already mentioned the increased motorization of the Department in the provisions of additional vehicles.

TRAINING IN HUMAN RELATIONS

Some of the other recommendations with reference to the issuance of directives are under study by our Orders Revision Board. We did begin the program—we have a pilot project now underway in connection with training in human relations. Twenty-five of our officials with the rank of captain and up have been through a 24-hour program which I have asked for and expect them to critique, and we will then give this to 25 patrolmen, and following that we expect to present this to 1,000 members of the force. This will be a 24-hour program.

Senator BYRD. Where is this program now?

Chief LAYTON. This is entitled "The Emerging Role of the Professional Policeman in Contemporary Society." That is the title of the course and it is intended to give human relations training to members of the department, particularly those who have not had the community relations training in our present recruit class—those men who have not had the benefit of that. We would give them this course, which is 24 hours in length. It is essentially on training in human relations.

INVESTIGATION OF CITIZEN COMPLAINTS AGAINST POLICE OFFICERS

We have taken steps to expedite the investigation of citizen complaints against police officers.

Senator BYRD. Now, what about those citizens' complaints which are baseless? Can any action be taken against the citizen?

Chief LAYTON. Yes, the answer is yes to that, Mr Chairman. My recollection is that there is one case, I am sure of, and I think there is a second case where some action has been either recommended or initiated against a citizen for filing a false complaint.

Now, not in all cases are we able to show the intent that is necessary for prosecution. But it is possible to initiate prosecution for making a false report where we have the kind of evidence that is acceptable.

Senator BYRD. Are there certain areas of this which will require appropriations and for which requests have been made, and if so, will you explain them now?

RECOMMENDATION FOR ADDITIONAL SERGEANTS AND LIEUTENANTS

Chief LAYTON. One that certainly will require appropriations is the recommendation for additional positions of sergeant and lieutenant. This is in accordance with our thinking in the Department. We have felt for some time that we needed more first-line supervisors, particularly with the young men, large number of young men who are being recruited to the Department. This is one area that will need appropriations. There are some recommendations that will require legislation to implement it.

Senator BYRD. Are there other areas for which appropriations will be required in the implementation thereof?

Chief LAYTON. One other item is the recommendation to consolidate and reduce the number of precinct station houses. That would require appropriations.

POSITION OF MASTER PATROLMAN

One other is the recommendation for the position of master patrolman. This is the recommendation that officers with a college degree be paid at a higher rate of pay. This of course, would require appropriations.

Senator BYRD. Is there anything in the bill before us for any of these?

FUNDS REQUESTED FOR PLANNING UNIT

Chief LAYTON. Nothing there, Mr. Chairman. The only exception would be the funds that we are requesting for the planning unit. That is one of the recommendations that is also included in the crime commission report.

Senator BYRD. You say that it is in here? The money for that?

Chief LAYTON. We have requested the funds in the budget.

Senator BYRD. Would you like to tell us something about that now?

Chief LAYTON. This essentially is our position. We have positions in this budget, Mr. Chairman, 11 positions in varying grades that would be part of that: statistics, computer-program administrator, management analyst, senior computer-programer, forms and directives analysts—2 other lower grades, GS–12 and GS–9 computer programers, and secretary, a clerk-typist, grade 4, and 2 in grade 3.

Senator BYRD. Did the House allow all of these?

Chief LAYTON. Yes.

WEIGHTING OF ENTRANCE REQUIREMENTS

Senator BYRD. What about the recommendation that the Department consider weighting the entrance requirements, so that an applicant's failure to meet certain criteria could be counterbalanced by other qualifications.

Chief LAYTON. This is one that I feel is going to take a good bit of study, Mr. Chairman. I have not made any recommendation myself to the Commissioners that this be implemented. I have some reservation about how far we could or should go in the matter of weighting those requirements.

INCREASE IN MAXIMUM AGE

Senator BYRD. Have the requirements been altered since last year with regard to age or height and weight?

Chief LAYTON. We increased the maximum age 1 year. I believe that was since my appearance before your committee last year.

Senator BYRD. So it is now what?

Chief LAYTON. They shall not have passed their 30th birthday, maximum at appointment. Then, we did have a requirement on the number of teeth that an applicant should have. We discussed this with the Board of Surgeons and they indicated that that would not have to be adhered to, so that this has been altered, and the vision requirement has been changed to vision of 20/40 in each eye, correctable to 20/20.

HEIGHT AND WEIGHT REQUIREMENTS

Senator BYRD. What about height and weight?

Chief LAYTON. No change in the height or weight.

Senator BYRD. What are those?

Chief LAYTON. Height is 5 feet 8 minimum and the minimum weight, 145 pounds.

Senator BYRD. That is pretty small; is it not?

Chief LAYTON. That is the minimum. Yes, it is.

Senator BYRD. What is the maximum, if any?

Chief LAYTON. On the height, 6 feet 5, and then there is a requirement that the weight be proportional to the height.

Senator BYRD. Why would a man who is 6 feet 6 be rejected?

Chief LAYTON. Well, this is on recommendation of the Board of Surgeons and there is some fear that he may not be as able to coordinate well.

Senator BYRD. He might even scare some people into submission. The resistance would certainly be diminished.

RECRUITING CANDIDATES FROM METROPOLITAN AREA

Have you intensified your efforts to recruit candidates from the metropolitan area?

Chief LAYTON. We have done a good bit of advertising, Mr. Chairman. We have gone into the schools in the area. We have just completed making contact with the placement officers in all the colleges in the area, including Maryland and Virginia, to recruit in those areas, and we are beginning liaison with military bases. We have had some already, and, of course, with the demand for service personnel, there is competition. We have strong competition there and we have not obtained very much in the way of military personnel leaving, but we are building up liaison there so that if there are separations from the military we will get some consideration there.

We have used the radio and news media to advertise, and we are looking to the Manpower Development Training Act for getting programs going in the schools that would create an interest in young men in this area coming into the Department.

NEGRO APPLICANTS

Senator BYRD. I often hear the complaint that not enough Negroes are on the force. What can you do to increase the number of your Negro officers in the District that you have not already done?

Chief LAYTON. Well, the one area that I think might be productive here, Mr. Chairman, would be a program under the Manpower Development Training Act where we would get into the schools, and because of the population ratio here—higher ratio of Negro members than

white—we should recruit more Negroes there. We have, of course, placed ads in various places—the buses, the YMCA, various places that we think will attract people in the area. We have provided in the past year the opportunity for people in this area to come in to the civil service office to take an examination on a Saturday without any previous application—twice during the month on Saturdays and one Thursday evening during the month. So that those young men who either are employed or going to school would have an opportunity to take the examination.

INCREASE IN NEGRO APPLICANTS

Senator BYRD. Has the number of Negro applicants increased as a result of these efforts?

Chief LAYTON. I am not able to say that we have an increase traceable strictly to those efforts. I can say that overall we are getting a higher percentage of Negro applicants currently than we did several years ago.

RACIAL MAKEUP OF FORCE

Senator BYRD. What is the present racial makeup of the force?

Chief LAYTON. Overall it now stands at about 18 percent. The ratio of Negro recruits runs about 20 or 21 percent.

Senator BYRD. Why would there not be a greater ratio of Negro applicants than this in an area that is populated as Washington is with a preponderance of Negros and with the groups constantly being critical of the Department, saying that there are not enough Negroes? Why would there not be more Negroes applying, showing an interest in coming on the force?

Chief LAYTON. This is hard to assign a specific answer to, Mr. Chairman. I am not able to say whether they are reluctant to apply for the job because of some of the things that you cited, or whether it is that there are other opportunities that appear to them to be more attractive.

Senator BYRD. But there is no effort to discourage them, is there?

Chief LAYTON. No, sir, not from the department.

Senator BYRD. They are not held to any more exacting requirements than are the white applicants?

Chief LAYTON. No. sir, they take the same examination, both written and physical. They have the same requirements—if they have the same qualifications, we want them.

Senator BYRD. Well, it seems to me there is an untapped source of manpower here, and I just want to make sure that every effort is being made to tap that source for those qualified Negroes who would be willing to become officers in the Department.

Chief LAYTON. I agree with that, Mr. Chairman.

It is our intention to solicit and urge and make available as widely as we can, locally, the opportunity for all qualified young men to join the force. I am hopeful that this training program will be useful as a recruiting force. This takes young men who have graduated from high school, and my feeling is that if we can interest men in at that stage, after they get out of high school, for a career in law enforcement, this will help solve our recruiting problem. While the efforts that I have mentioned here are only a beginning state, this would help us to recruit young men from the area.

VACANCIES IN FORCE

Senator BYRD. How many vacancies are there on the force?

Chief LAYTON. We have at the present time 270 from our authorized strength.

Senator BYRD. 270. Now, why are not these militant groups challenged to bring you in some qualified applicants. Those groups are always yakety-yakking about there not being enough Negro officers on the force and it seems to me in this population here, made up as it is, that there could very well be a lot of qualified Negroes in the area to fill these vacancies.

I am not at all recommending that we show partiality toward the Negro, but it would seem to me there would be available enough qualified Negro applicants who might become interested in applying, to at least fill some of these vacant positions. I should think that those forces that are so critical of the Department for its not having more Negroes on the force should be challenged to bring forth some qualified applicants.

Chief LAYTON. I certainly am interested, Mr. Chairman, in all that can be done in the area to bring in qualified applicants to the force. As you have indicated, no matter what their race is, as long as they are able and qualified, we want them. And we ourselves are working in any direction, in any area that we feel will be productive to obtain men.

PERCENT OF D.C. JOBS FILLED BY NEGROES

Senator BYRD. What percent of the District of Columbia jobs are filled by Negroes?

Mr. LOWE. Between 51 and 52 percent overall.

Chief LAYTON. It may be that enforcement work is not as attractive to young men of whatever race today as it once was.

Senator BYRD. That is probably true. There is good reason for that. But would you say—you say only 21 percent of the applications were submitted by Negroes? Did I understand you to say that?

Chief LAYTON. Not 21 percent. 21 percent of the recruits, not of the applications. Those are the men who qualify.

Senator BYRD. What percent of the applicants?

Chief LAYTON. We have no data on the applicants, Mr. Chairman. And my guess would be that there probably is a higher percentage of applicants.

MANPOWER DEVELOPMENT AND TRAINING ACT PLAN

Now, the plan under this Manpower Development and Training Act would be to put this into effect in the schools so that they could get the training that would be required by them to qualify on the examination.

Senator BYRD. Do you not have any statistics as to the percentage of those who apply who ultimately fail?

Mr. WILSON. No, sir, Mr. Chairman, we have no knowledge of the race of the individual until he appears before the board of surgeons. The Civil Service Commission application does not indicate race.

Senator BYRD. Well, I certainly hope you will intensify your efforts to challenge these groups to come forward with some qualified men. You need to fill these positions. You have 270 vacancies today?

Chief LAYTON. Yes, sir.

Senator BYRD. The recommendation as to increasing the number of District residents on the police force. This ties in with the efforts to recruit candidates from the metropolitan area in a way.

Chief LAYTON. Yes, sir.

K–9 CORPS

Senator BYRD. What about the recommendation that the K–9 Corps not be expanded as presently contemplated by the Department until a through study of the effectiveness has been made? Has there not been ample time and experience upon which to base your decisions earlier expressed that the K–9 Corps is an effective unit?

Chief LAYTON. I feel it is an effective unit, Mr. Chairman. And there has not been any intent, really on my part to expand the K–9 Corps beyond the strength that we have presently authorized, that is, 100 teams. We have other needs within the department, and I have no intention of expanding beyond that number.

Senator BYRD. How many teams do you presently have?

Chief LAYTON. Eighty-six is the number that we presently have.

Senator BYRD. Is this an increase over last year?

Chief LAYTON. It is about the same, by my recollection, Mr. Chairman. We have had some separations from the Corps, retirements and one transfer that I can recall, maybe one or two resignations. But we have added new men so that we are just about the same place we were last year.

Senator BYRD. Do you still believe in its effectiveness as much as ever?

Chief LAYTON. I do, sir.

RACIAL IMBALANCE IN PRECINCTS

Senator BYRD. Here is a recommendation that department reduce the current racial imbalance in the precincts. What is meant by racial imbalance?

Chief LAYTON. I gather, Mr. Chairman, that what is referred to in that portion of the report is the fact that we have a higher ratio of Negro officers in some precincts than we do in others. I do not believe that this intends to say that we should have the same percentage in all precincts. I do not believe, as Chief of Police, that it would be appropriate to do that. I do have some question in my own mind as to all that is intended in the language "racial imbalance." There has been some feeling in police circles that areas of the city which are heavily populated by Negroes should have a higher percentage of Negroes in the precincts serving that area. But as I say, I think that the reference there alludes to the fact that we do have different ratios in some precincts than we do in others.

Senator BYRD. But that may be a good thing.

Chief LAYTON. Yes, sir; that is correct.

Senator BYRD. If you have a predominantly Negro precinct, it might be well, it seems to me, as a layman, to have a predominantly Negro precinct force.

Chief LAYTON. Yes, sir. I would not think that it would be wise, for instance, for a precinct with predominantly Negro residents to have a higher percentage of white officers.

POLICY PROHIBITING RACIAL PREFERENCES ON PATROL TEAMS

Senator BYRD. What about the recommendation that the department adopt and enforce a policy prohibiting officers' or commanders' racial preferences from influencing assignment to patrol teams?

Does this mean if you have a Negro who prefers to work with a Negro officer and does not want to work with a white officer, his wishes are to be disregarded, or vice versa, if a white officer prefers to work with a white officer, does this mean you are being asked to enforce the policy prohibiting his preferences from influencing his assignment?

Chief LAYTON. I interpret that recommendation, Mr. Chairman, to be more in line with an order that we issued a short time ago that has to do with the assignment of officers to special assignments to scout cars and other special assignments. This was intended to prevent consideration of race controlling whether or not an officer is assigned to specific dates.

In other words, he would be assigned, based on his service, his ability, his capability, his seniority and this sort of thing, without regard to race, and this is my feeling about the correct way to do it.

Senator BYRD. Suppose he has a strong objection to being assigned with someone of a different race? Then what?

Chief LAYTON. I think this would have to be taken into consideration by the commanding officer, but I do not say that this would be controlling. It would depend on what the commanding officer found to be the case after looking at it carefully.

ABUSIVE LANGUAGE AND DEROGATORY TERMS

Senator BYRD. The recommendation, that the Department should issue an immediate directive prohibiting the use by officers of abusive language or derogatory terms. Do officers in your judgment use abusive language or derogatory terms as a general rule? Do you feel this is the exception and very much the exception?

Chief LAYTON. I do feel that it is the exception, Mr. Chairman. I feel that generally, our officers have been schooled to conduct themselves properly. This is the thrust of our training in human relations, community relations.

This is the reason we have expanded, and are expanding training with the course I mentioned a little bit ago. We do have a courtesy order in the Department and because of recommendation of the Crime Commission, we are examining that carefully to see whether or not there should be any revisions of it. But this order that we now have requires the members of the Department to treat citizens with courtesy and dignity and respect.

Senator BYRD. Would you say just what you said again?

ORDER RELATING TO COURTESY

Chief LAYTON. I said we do have an order in the Department at the present time relating to courtesy and this presently requires officers to treat members of the community with dignity and respect and with courtesy.

Senator BYRD. Would not they be expected to do that in any event?

Chief LAYTON. Yes, sir.

Senator BYRD. Why would there have to be an order to this effect?

Chief LAYTON. Well, we have a number of departmental orders spelling out requirements. We have, first of all, a manual, and the fact that it is written out, written into an order, and this is an order of long standing, carries the force of a written order as well as it being understood policy.

Senator BYRD. Does this mean that when a man is placed under arrest, an officer has to address him as "Mr."?

Chief LAYTON. The order does not say that, Mr. Chairman. Our present order does not require that. It requires that a man treat citizens with dignity and respect and to be courteous to them.

Senator BYRD. Does this mean that the officer is to treat one with dignity and respect who reviles the officer, who abuses the officer?

Chief LAYTON. That is right.

Senator BYRD. It is expected that he begin that way?

Chief LAYTON. That the officer begin.

Senator BYRD. Yes.

Chief LAYTON. It is. And we do expect police officers to use restraint, even though they are abused.

POLICY REGULATION

Senator BYRD. May we have a copy of this policy regulation for our record?

Chief LAYTON. Yes, sir.

(The document follows:)

APRIL 24, 1959.

GENERAL ORDER NO. 3—SERIES 1959

Subject: Courtesy: Contact with the public and with visitors; statement of policy and directive to issue Traffic Violation Notices to motorist in lieu of summary arrest, except in the more serious or aggravated types of traffic violations.

TO THE FORCE:

For many years the Metropolitan Police Department has insisted upon courtesy on the part of its personnel, with a view to bringing about a closer and more pleasant relationship with the public.

The duties of police officers of necessity bring them in constant personal contact with many individuals and, people being of varied personalities, there are some who are occasionally offended by the seemingly abrupt attitude of an officer when no offense was intended. For this reason, it has long been recognized that the exercise of discretion and tact is an invaluable attribute in an efficient and respected policeman. Rudeness or insolence is inexcusable; however, as all experienced police officers know, there are some few citizens who endeavor by their conversation and manner to provoke a police officer into saying or doing something which would reasonably form the basis for a complaint. Such action by citizens must be ignored. In some instances unpleasantness between police officers and citizens is brought about through an undiplomatic approach. The provisions of the Manual of the Metropolitan Police Department regarding courtesies are very clear.

Ours is a city which is annually visited by a large number of tourists. Many of these visitors are from communities where there are no traffic problems and they find the complexities of city traffic confusing. We should like them to enjoy their visits and return to their homes with a good feeling toward our Department.

Where traffic signs are conflicting or obsolete, Precinct Commanders shall submit reports to be forwarded to the Director of Highways and Traffic. Members of the Force shall not issue Traffic Violation Notices where there are conflicting signs and, where there is any doubt, it should be resolved to the benefit of the motorist.

Occasional complaints received indicate unpleasant incidents in the enforcement of traffic regulations and through telephone conversations and personal contacts with clerks and others performing duty in station bureaus and divisions. This might be attributable to the fact that traffic officers and clerks come more in direct contact with the public than other groups. Supervising officials should, therefore, be careful in the selection of men to perform clerical work in the precincts, bureaus and divisions, making every effort to assign men who have dignified and pleasant personalities as well as ability to efficiently perform the duties of the position. When it becomes apparent to a Commanding Officer that any man so assigned habitually participates in disagreements with the public, he should be promptly relieved of his assignment.

In making arrests for minor offenses or in issuing Traffic Violation Notices officers must bear in mind that in many such instances the offense was inadvertent and the person arrested or ordered to post collateral is incensed by his inconvenience and monetary loss. It is not necessary for an officer to enter into discussions with citizens over the legality or the justification for an arrest. He should inform the person of the violation, and, if necessary, briefly explain that regulations are made for the protection of all persons and therefore, must be enforced. An officer should never refuse to tell a person why he is being arrested or given a Traffic Violation Notice, and instances of officers ordering persons to accompanying them to a precinct and refusing to tell them why they are being taken there will not be tolerated.

The subject of courtesy and its every day practical application in the routine performance of police duties is not restricted to traffic cases, but shall apply to all cases and matters involving the police officer.

The following rules of conduct are set forth for the guidance of members of this Department:

1. Conduct yourself with dignity and display respect for all persons irrespective of their station in life. Go about your duties in a dignified and businesslike manner, conveying the fact that you are well versed in your duties and responsibilities. The position of a police officer is necessary to the welfare of the community and no officer need make excuse for impartial enforcement of the law. Do not engage in personalities and avoid undue familiarity with the use of such terms as "Bud", "Junior", "Mac", etc., since they may serve only to compound an already existing unpleasant situation.

2. Be tolerant and considerate. The public comes to police officers with matters which are important to them, feeling that a police officer is the most logical person with whom they might discuss their problems. In many cases their problems will not be of a police nature; however, the officer should, if the circumstances are such as to justify such action, direct them to the proper source for assistance. In cases coming to the attention of officers, in which no police action can be taken, the person bringing the matter to the officer's attention should be informed of that fact and told why the police are powerless to act. A good impression of the Department is formed when an officer refusing to take definite action on a complaint informs the complainant of the reason for such refusal.

3. The use of harsh and abusive language to any person not only detracts from the dignity attached to the position of a member of the Police Department, but is expressly prohibited by Department rules. The reprimanding of an offender by a police officer is not within the scope of law enforcement and will only tend to create ill will whether or not a charge is placed against the violator. A citizen frequently judges the entire Department by the treatment he receives from one police officer.

POLICY TO BE FOLLOWED IN ISSUING TRAFFIC VIOLATION NOTICES TO MOTORISTS IN LIEU OF SUMMARY ARRESTS

The use of Traffic Violation Notices is a courtesy of long standing and shall be employed whenever possible, consistent with the overall safety of the public.

Only in the more serious or aggravated types of traffic violations, those which indicates a serious disregard for the safety of others, or those in which the officer has reasonable grounds to believe that the individuals concerned will, in all probability, ignore the Traffic Violation Notices, should it be necessary to make summary arrests. These include, but are not confined to: "Fleeing from the Scene of an Accident"; "Driving under the influence of Intoxicating Liquor or Narcotic Drugs"; "Reckless Driving"; "Operating Without a Permit"; "Oper-

ating After Suspension or Revocation of Operator's Permit"; "Excessive Speed Cases" indicating an absolute disregard for the safety of others and any other violation where the officer, after having checked with traffic records, ascertains that the operator is frequently changing his place of residence or employment. In these types of cases and in the interest of public safety, it is not appropriate to permit the offending motorists to continue on to their destinations and summary arrests should be made.

Summary arrests should also be made for traffic violations when it is known beforehand that there are accumulated against the operator of the vehicle outstanding tickets or warrants which have been ignored, when the operator has been avoiding services of a suspension or revocation notice or when it is known or suspected that he is wanted for a felony of other serious infraction of the law.

Except as provided in the two preceding paragraphs, whenever the operator of a vehicle is able to produce valid or primafacie credentials as to his or her identity and either lives or works in the District of Columbia, the officer shall issue a Traffic Violation Notice.

Most officers do use good judgment in traffic enforcement, and it is not the intent of this order to restrict those who do so in the proper use of their police powers. However, it is the intent to set up in this order a definite policy and standard for those few who may be inclined to abuse the exercise of such powers. Therefore, all members of the Force shall, in the enforcement of traffic regulations, strictly adhere to the principles set forth in the preceding three paragraphs of this order, which are defined herein in detail as a statement of the policy of this Department in such matters. The use of bad, ill-considered or ill-timed judgment in deviating from this policy, unless satisfactorily explained, will subject the offending officer to such disciplinary action as may be deemed appropriate.

Precinct Commanders are hereby directed to discuss the subject of courtesy at least once each week at roll calls. Supervising officials are further directed to note the conduct of subordinates in this respect and to take immediate and definite action when the rules of the Department have been violated.

By direction of the Chief of Police:

HOWARD V. COVELL,
Deputy Chief of Police,
Executive Officer.

Order rescinded: General Order No. 22, Series 1956.

Index Subjects:

Courtesy, remembers of Force dealing with public.
Public, members of Force to extend courtesy to.
Visitors (out-of-town) to be accorded courtesy by members of Force.
Traffic Violation Notices, to be issued for minor violations; public to be given benefit of doubt in cases of conflicting signs.
Traffic regulations, violators of, to be given tickets except for more serious violations.
Rules, conduct for police officers.

EXAGGERATION OF ABUSE BY OFFICERS

Senator BYRD. I have talked with a lot of officers in the District and I find in talking with colored and white officers that this matter of abuse on the part of officers is greatly exaggerated. I have asked many Negro officers whether or not they could specifically recall a white officer addressing a Negro as "nigger," and one or two have recalled to me that they have heard other Negroes addressing Negroes in that manner. They could not recall a white officer ever having done it. I think this business about abuse on the part of the police is greatly exaggerated. I think it just works the other way around.

Chief LAYTON. I feel, Mr. Chairman, that generally our officers do follow the policy within the department. They are given a good bit of training in this regard. They have what we refer to as a "courtesy order" to further spell it out, and we feel also that generally

they do follow this policy, and anything to the contrary is the exception rather than the rule.

Senator BYRD. Yes. There may have been more of that in some former day.

Chief LAYTON. I think this is true, too.

Senator BYRD. Well, I do not think that any reasonable individual would condone or uphold that kind of appellation being used by a Negro officer or a white officer. But I am afraid that the general public may be under the illusion that officers are very abusive, and that they go around calling people such names, whereas it is the officer who is harassed most of the time. The officers attempt to make an arrest and they are immediately surrounded by a jeering mob; they are subjected to all sorts of harassment and called bad names, cursed, spat upon, kicked, knocked down. Is any effort made to encourage the groups that are so vociferous in their criticism of the police to urge a little restraint upon the part of the people on the other side of the street?

NAACP STATEMENT

Chief LAYTON. Well, there have been a couple of things that have happened, that have occurred recently, Mr. Chairman, that I have taken notice of and have taken some encouragement from. My judgment would be that there is not a great deal done in that regard, but Mr. Moultrie, president of the local branch of the NAACP, issued a statement recently, and I believe it was passed by the branch, where they were calling on individuals to be law abiding. There has been some effort in this direction.

Senator BYRD. I am glad to hear that. I hope it will increase.

Chief LAYTON. I would, also.

COMMUNITY RELATIONS

Senator BYRD. Community relations is a two-way street. We are constantly reading about efforts to teach police the proper methods of dealing with people in the community.

I should certainly want to voice the hope that people in the community would attempt to exercise some restraint in their dealings with the police, and that civil rights groups might exert an effort to get people in the community to show a little more respect for the police. Courtesy begets courtesy and those who talk about community relationships with the police might provide a better example themselves and, in turn, they might be happier with the overall result.

Chief LAYTON. I agree it would be very helpful, Mr. Chairman, in the kind of problems that we are faced with today.

COMPLEMENT OF MEMBERSHIP REPORTS

Senator BYRD. File for the record the complement of the membership that made the report with the 41 recommendations for action by President's Commission on Crime.

(The information follows:)

PRESIDENT'S COMMISSION ON CRIME IN THE DISTRICT OF COLUMBIA

Herbert J. Miller Jr., Chairman

Marjorie M. Lawson, Vice Chairman

Frederick A. Ballard
Donald S. Bittenger
C. Clyde Ferguson, Jr.
Abe Krash
David A. Pine
William P. Rogers
Patricia M. Wald

Howard P. Willens, Executive Director

AUTHORITY FOR COMMITTEE OF 40

Senator BYRD. Mr. Tobriner, with regard to the District of Columbia Commissioners and the Committee of 40, what is the authority?

Commissioner TOBRINER. I would say, sir, the executive authority by the power invested in the Commissioners, and that they take reasonable steps to advise themselves of the situations that exist in respect to various objects of municipal government.

Senator BYRD. Were the members of the Commission compensated in any way?

Commissioner TOBRINER. No, sir.

Senator BYRD. Were the expenses of the Commission provided?

REPORTING EXPENSES PROVIDED

Commissioner TOBRINER. Reporting expenses were.

Senator BYRD. The what?

Commissioner TOBRINER. Reporting charges.

Senator BYRD. 31 U.S.C. 673 deals with the use of public moneys or appropriations for compensation or expenses of Commission—details from executive departments for such Commission prohibited. [Reads:]

No part of the public monies, or of any appropriation made by Congress, shall be used for the payment of compensation or expenses of any commission, council, board, or other similar body, or any members thereof, or for expenses in connection with any work or the results of any work or action of any commission, council, board, or other similar body, unless the creation of the same shall be or shall have been authorized by law; nor shall there be employed by detail, hereafter or heretofore made or otherwise personal services from any executive department or other government establishment in connection with any such commission, council, board, or other similar body.

Now, what about the payment of compensation to the reporters? Does that conflict with this language in the code?

Commissioner TOBRINER. I cannot answer that definitely, Mr. Chairman. We have a fund for reporting in the Secretary's office.

Mr. LOWE. There is an appropriation item covering expenses for investigations.

Senator BYRD. By commissions?

Mr. LOWE. I cannot answer definitely on that.

Senator BYRD. By commissions, councils, boards, or other similar body, such as the Committee of 40—there is no appropriation for that, is there?

Mr. LOWE. No directive.

IMPLIED AUTHORITY

Senator BYRD. You spoke of implied authority, Mr. Tobriner. To what opinions do you refer?

Commissioner TOBRINER. I refer to the general authority, that I believe exists in any municipal government to provide reasonable means to inform itself with objects on which it has to act. I have no case statute to that effect.

AMOUNT SPENT

Senator BYRD. How much was spent?

Commissioner TOBRINER. $1,600.

Senator BYRD. I call attention to title I, section 215, volunteer services not to be accepted for Government of the District of Columbia.

Mr. LOWE. That particular prohibition has been construed to apply to the performance of work in a responsible operational type role, but not to advisory services. The Commissioners have many advisory groups who are uncompensated, but those who are exercising municipal function, such as members of the licensing boards, those are required to be compensated because of this provision.

Senator BYRD. In *Barrett* v. *Young* (134 Fed. Supp. 106), there was a holding that the Board of Commissioners of the District of Columbia had no authority to issue a directive on the governing status requiring all police officers to answer a lengthy questionnaire. The Court pointed out that:

The Board of Commissioners of the District of Columbia is a creature of statue and derives its power from explicit statutory authority which is in the nature of a restraining rather than an enabling act.

AUTHORITY FOR EXPENDITURE

Mr. Commissioner, you might supply for the record a statement as to the authority for the expenditure of the $1,600 to the Committee of 40. Let us have your statutory authority.

Commissioner TOBRINER. Yes, sir.

(The information follows:)

Senator Byrd questions the Commisisoners' authority to appoint the Citizens Committee in the light of § 1–215, D. C. Code, 1961, which provides in pertinent part that:

"* * * the Commissioners of the District of Columbia shall not accept voluntary service for the government of the District of Columbia or employ personal services in excess of that authorized by law except in cases of sudden emergency involving the loss of human life or the destruction of property. * * *"

The above provision precludes the Commissioners from delegating to private citizens the performance on a gratuitous basis of duties reposed in them by law, including those which, under Reorganization Plan No. 5 of 1952, may be delegated to various municipal officials. The above provision, however, does not preclude the Commisisoners from accepting voluntary services from citizens who act in a purely *advisory* capacity. (See Opinions of the Corporation Counsel: CCO: 575.1, Hospital Advisory Council, dated June 15, 1959; and In Re: Amendment of Reorganization Order No. 33, pertaining to Board of Parole, dated January 26, 1960.)

The Commissioners, under D.C. Code, 1961, § 4–119, are charged with the duties of preserving the peace, preventing crime, and protecting the rights of persons and of property in the District of Columbia. Following the incidents of mid-August 1966 in the 11th Precinct, the Commissioners were understandably concerned with the causes of such incidents and with those steps which might be taken to prevent their recurrence. In order to receive the fullest information possible, the Commissioners deemed it necessary to secure the opinions and advice of a responsible group of citizens. It was for this purpose that the "Citizens Committee on the Eleventh Precinct" was appointed. Such action is, accordingly, not in contravention of § 1–215 *supra*.

Senator Byrd also questions the authority of the Commissioners to expend funds for reporting services of the Committee's hearing in view of § 31-673, U.S.C. (35 Stat. 1027), which provides:

"No part of the public moneys, or of any appropriation made by Congress, shall be used for the payment of compensation or expenses of any commission, council, board, or other similar body, or any members thereof, or for expenses in connection with any work or the results of any work or action of any commission, council, board, or other similar body, unless the creation of the same shall be or shall have been authorized by law; nor shall there be employed by detail, hereafter or heretofore made, or otherwise personal services from any executive department or other Government establishment in connection with any such commission, council, board, or other similar body. (Mar. 4, 1909, ch. 299, § 9, 35 Stat. 1027.)"

The above language is contained in an Act enacted by the second session of the 60th Congress making appropriations exclusively for the Federal Government. No similar provision was included in the Act (35 Stat. 688) making appropriations for the District of Columbia, enacted by the same session of the 60th Congress. Accordingly, § 31-673, *supra*, is not applicable to the District of Columbia and the Commissioners are not thereby restricted from expending funds for reporting services of the Committee's hearing.

Moreover, the reporting services were authorized by the Commissioners in order that they could make whatever study of the matter they deemed appropriate. Accordingly, even if the provisions of § 31-673, *supra*, are applicable to the District of Columbia, the expenditure of funds for reporting services is not thereby prohibited.

PROTECTION OF BUS DRIVERS

Senator BYRD. Now, is there anything that can be done, Chief, to protect busdrivers from hoodlums who are endangering their lives, harassing them, robbing them, tearing up the buses, terrorizing the people who are on the buses?

Chief LAYTON. Yes, sir. To the extent that we are able, we are giving this attention and in recent times, going back to 1964, when we issued a directive to the force, that special attention be given to bus drivers. We issued a reminder last year when a specific request was made by Mr. Chalk for a specific number of policemen to be assigned to the buses. I did not feel that we could afford to do that in view of the other responsibilities in the Department, but we did at that time again issue a general directive requiring special attention to be given to the buses.

We also, with our tactical force, made efforts—with the tactical force and in the precincts that were then concerned—that was No. 11 and No. 14 precincts, along with the time that was given by members of those two units, we covered the layover points and directed that all of our personnel in those areas give special attention to buses.

We have, with the problems recently over in the 11th precinct, assigned members of the tactical force specifically to cover areas over there with a view of preventing the kinds of assaults that have occurred, and robberies of busdrivers and we have recently again, renewed the directive generally to members of the force, to give special attention.

We do find that the number of robberies, for instance, that occur on the buses are relatively a small percentage of the total number of robberies in the city as occurring in other places as to busdrivers. We do intend and we have issued directives to give attention to the extent that we can to prevent the kind of assaults and offenses that have occurred.

Senator BYRD. Some of these never come to the attention of the public.

Chief LAYTON. Some of the offenses? Well, I think that most of the robberies would be reported to the police department. Now, it may be that some other incidents which occur on the buses, if they are of a minor nature, might not be reported to us. I do not know about that.

INCREASE IN ROBBERIES

Senator BYRD. Well, do you not think that the situation is growing worse in some of the areas of the city?

Chief LAYTON. We have had an increase, Mr. Chairman, and I have not brought those figures up to this date, but we did have a little while back an increase in the number of robberies. We had an increase of 21 percent of the number of robberies occurring on the buses, but this was contrasted with an increase at that time of 31 percent overall, throughout the city.

Now, I do not have the figures, but there have been some—probably in recent weeks there has been some increase.

USE OF PLAINCLOTHESMEN ON BUSES

Senator BYRD. Why should not some plainclothesmen be put on some of these buses in the worst areas? It seems to me, the poor bus-driver has to make this trip a number of times every day, and he must just be constantly in fear for his own life. Here are these loud-mouthed, profane hoodlums getting on the buses and throwing gravel at him, pulling the cord, they curse, and he must be in just constant fear for his own well-being. Why should not these men be adequately protected? Why should not some policemen be put on these buses and let them take whatever force is necessary to make arrests and to enforce the law and it would break up this?

Chief LAYTON. We have on occasion put plainclothesmen on buses, Mr. Chairman, not riding a full tour of duty—not that kind of coverage. We do not have the manpower to do that. But we have in conjunction with the tactical force, and some of our detectives, covered the buses in this way. At that point in time, the most frequent offense that we were aware of was the robbery of the bus drivers, and we did put detectives on there. One man would ride the bus for a while, while another man trailed in a police car and sometimes they would alternate, this sort of thing. But this is something that we give attention to. And I can say that we will take a closer look at what has been occurring recently with the idea of making arrests and discouraging the kinds of conduct that you refer to.

Senator BYRD. There has been some talk of taking buses off certain runs. I believe I have heard this discussed. I have read about it.

CONSULTATION WITH DISTRICT OF COLUMBIA TRANSIT

Chief LAYTON. We have in the past consulted with the management of the District of Columbia Transit and we have discussed some things that could be done by the transit company that we feel would be helpful, also. Some of these require money and so far they have not entered into this.

Senator BYRD. What, for example? What do you have in mind?

Chief LAYTON. May we be off the record?

Senator BYRD. We can skip it for now.

DESTRUCTION OF PROPERTY

There is a good bit of destruction of property, I suppose in connection with these happenings. I think I would rather be a policeman than a busdriver in some parts of the city. Moreover, the people who ride the buses are in just as great danger if not more so.

VIOLENCE IN 14TH PRECINCT

Have there been any arrests made in the 14th precinct as a result of the violence that erupted over there on the 22d of August?

Chief LAYTON. No, sir; no arrests have been made. There has been a continuing investigation, and my recollection is that there is something on the order of 16 young people who were brought in for interviews and hearings. The detectives and officers in the 14th precinct heading up the investigation were not able to develop the kind of evidence or testimony on which they could base a charge of any of the individuals.

Senator BYRD. Is there any order or any policy prevailing at this time, or has any been in effect in the immediate recent past to the effect that police should stay out of an area in which violence is erupting?

Chief LAYTON. No, sir; the consideration, the primary consideration in that kind of a situation would be one that would be of a tactical nature where the senior official in charge would determine how he would deploy his men and how he would attempt to meet the situation, control it, and take action against those who were committing offenses.

NO ARRESTS MADE

Senator BYRD. The captain of the 14th precinct indicated to the press that he knew who some of the people were, who were responsible for the violence, and in so many words that they would be arrested. There have been no arrests thus far?

Chief LAYTON. That is correct, Mr. Chairman. And, as I say, while we have identified a number of young people who we feel were present and probably participated in that incident, there was not the kind of evidence that would warrant charging them in presenting the case in court.

Senator BYRD. Why would a police captain say he knew the individuals and was going to get them if he did not have the evidence which would support making arrest? Perhaps you do not know why.

Chief LAYTON. I do not know why.

Senator BYRD. I am still looking forward to seeing somebody arrested for having committed the violence or having encouraged it, because we were told in the press that these people were known and that they would be arrested.

Chief LAYTON. Yes, sir; I read that.

Senator BYRD. Well, it will be interesting to note what followup is made, whether or not they indeed are arrested.

SUPPORT OF SUPERIOR OFFICERS

Do you feel that the police officers throughout the Department have the support of their superiors as they should have?

Chief LAYTON. I feel generally, Mr. Chairman, that they do have the support of the officials. I have taken the occasion at staff meetings

to encourage this in my meetings with the captains, inspectors, and detectives and I would say, generally, I feel they do have this. There are frustrations, of course, in police work and I am sure that you understand this. Sometimes young officers are not able to understand the course of some of their cases and that sort of thing.

Senator BYRD. But it is your determination as the Chief to back up their men when they are right; is that a fair statement?

Chief LAYTON. That is a fair statement, Mr. Chairman.

Senator BYRD. Do your subordinates who are in a position of responsibility over the men know that it is their duty to back up their men?

Chief LAYTON. I feel that they do. I have said this to them at staff meetings and I feel that they do understand this.

SCHOOL CROSSING GUARDS

Senator BYRD. Last year it was indicated that there was a need for additional school crossing guards and the committee provided money for 50, which made a total of 150. We said this would release policemen from a majority of school crossings. Can we develop this any further, Chief, and make possible the additional policemen for work on the streets, or have you utilized these school crossing guards to the fullest?

Chief LAYTON. I think, Mr. Chairman, we are pretty close to the figure that we could use them on. We will explore this further. At the present we actually have, as of October 6, we have 143 crossing guards. We are authorized 150. So we have hired them.

Senator BYRD. No problem in recruiting these people?

Chief LAYTON. We have not had any major problem in recruiting them.

Senator BYRD. Have you been satisfied with their performance?

Chief LAYTON. Yes, sir; generally their performance is satisfactory.

RELEASE OF ALL POSSIBLE MEN FOR STREET DUTY

Senator BYRD. Have you combed your area of operations to make sure that you can release every man to the extent possible to put him on the street? I know that in my visits to some of the precincts, I saw men working in the precinct, and while it might appear on the surface that a civilian could do that work, I suppose that experience has proved it is best to have a policeman there because of the type of individuals who come into the precinct at times. But have you combed your operations to make sure that we cannot employ more civilians in certain positions and thereby release more policemen for duty on the streets?

REQUEST FOR 25 CIVILIAN AND 35 CADET POSITIONS

Chief LAYTON. We have made a study of that, Mr. Chairman. As you know—as you have indicated, there are positions, some positions that should be filled by police officers rather than civilians. But in a survey we did about a year ago or more, July of 1965 we found about 95 positions that we felt we could fill with civilians. We have in this budget a request for 25 of those positions. I do not feel that we can very well fill all 95 of those at one time.

Senator BYRD. The House allowed the new 25 positions?

Chief LAYTON. Yes; they did.

Senator BYRD. You did not request any above that?

Chief LAYTON. We requested 25 civilian positions and 35 cadet positions. We are able to some extent to release police officers with cadets in training after we have given them the first 6 months of training. Then we use them in some clerical positions.

Senator BYRD. Did the House allow the 35 cadet positions?

Chief LAYTON. Yes, sir; they did.

Senator BYRD. Does your request at the departmental level—at the Bureau of the Budget level—I better say—was your request for more than 25 and 35, respectively, in the beginning?

Chief LAYTON. No, sir; we requested 25 and 35, 25 civilian positions and 35 cadet positions.

Senator BYRD. The Bureau of the Budget did not cut down on the number of positions requested?

Chief LAYTON. No, sir.

Senator BYRD. And there was no cut anywhere along the line?

Chief LAYTON. No, sir.

PROBLEMS IN RECRUITING CIVILIANS

Senator BYRD. Do you feel you can use more civilians?

Chief LAYTON. I feel that we could. We do, however, find some problems in recruiting civilians. We now have an authorization for 25 cadet positions prior to this budget. We have 35 in this budget and out of those 60 young men we will get some clerical assistance there. In addition we have 25 positions we are requesting here. It would be my feeling that we would go this far at this time and then next year take a look at what our requirements are.

Senator BYRD. This is a total of 85 positions?

Chief LAYTON. Yes, sir; that is correct.

NUMBER OF VACANCIES

Senator BYRD. Last year I believe there was a total of something like 227 vacancies, including the 100 new positions. In other words, 127 and 100 new positions, which would have given you 227 positions that had to be filled. Now, you have 270 vacancies.

Chief LAYTON. Yes, sir; correct.

VACANCY SITUATION

Senator BYRD. Have you at any time had a greater number of vacancies than 270?

Chief LAYTON. No, sir. This is the largest number we had and we had a situation here just in this past month that increased that a good bit. We lost 15 of our men to nearby Prince Georges County Police Department. This was 15 at one time. The reason for that was, they were just beginning a class for recruits and some of our men who had made application were called for that class. So that figure 270 is the largest number of vacancies that we have had.

Senator BYRD. Last year you indicated, Chief, that you were very confident that the vacancies would be filled. Now, what happened?

SEPARATIONS HAVE INCREASED

Chief LAYTON. Well, there have been several things, Mr. Chairman. We have not been able to recruit and hire the number of men that we had hoped. Our separations have increased somewhat—except for the past month, not exceptionally, but there has been some increase in separations through the year that have been gradual and we have not been able to recruit enough to keep up with it. We have lost ground instead of gaining ground.

Senator BYRD. All right, go ahead.

Chief LAYTON. I might say, and I am sure you recognize that it is my feeling that an increase in salary would be helpful in retaining our men and possibly in attracting more men to the department. This is in process now and I feel confident it will be passed by the Congress, but up until this time we have not had the benefit of the increase in salary, of course.

SALARY SCALE IN ADJACENT JURISDICTIONS

Senator BYRD. I think that is true. How does the beginning salary compare with the beginning salary in adjacent jurisdictions?

Chief LAYTON. Ours is $6,010 and Prince Georges County at the present time is $6,100. Montgomery County is $6,074. Fairfax County is $6,060 and Arlington County is $6,052.80.

Senator BYRD. How will ours compare with the surrounding jurisdictions once the increase is enacted?

Chief LAYTON. At the minimum—it will be above those, of course—in most cases about $600 or close to it. The beginning salary provided by the Senate version of our pay bill would be $6,635.

Senator BYRD. It will be above all of them?

Chief LAYTON. Above all of them. In one case it will be $535 above it.

RATIO OF POLICEMEN TO 1,000 POPULATION

Senator BYRD. How does the ratio of policemen to 1,000 population compare insofar as our city is concerned with other cities of the same size?

Chief LAYTON. On our authorized strength, Mr. Chairman, which we do not have, of course, we are now at the top, 3.8 policemen per 1,000 population.

Senator BYRD. This is in comparison with how many cities?

Chief LAYTON. Well, the major cities.

Senator BYRD. Are not there about 16 cities of comparable size?

Chief LAYTON. That is correct, from 500,000 to a million population. This tabulation here includes 20 of the major cities. Philadelphia, 3.6; Boston, 3.6; New York, 3.5; Baltimore, 3.2.

Senator BYRD. How many policemen does Baltimore have?

Chief LAYTON. This is the ratio of 3.2 per thousand population.

Senator BYRD. Do you mean per thousand?

Chief LAYTON. Yes.

Senator BYRD. All right.

Chief LAYTON. 3.2 policemen per thousand. I do not know that we have a total number of officers on the force.

CRIME RATE COMPARISON

Senator BYRD. How does the District compare with cities of comparable size in crime rate? In what position is it?

Chief LAYTON. For the crime index, serious offenses, we now stand third among the 16 cities of 500,000 to a million population.

Senator BYRD. Were we not 12th in 1957?

Chief LAYTON. That is correct. In 1957 we were 12th.

OUTLOOK FOR FILLING AUTHORIZED POSITIONS

Senator BYRD. Both committees last year expressed concern with regard to the working of policemen on their sixth day. I think both committees are hoping—I cannot speak for either committee for that matter—but I can only speak with reference to what has been said in the past. Both committees certainly do not want to see this situation continue. They want you to fill your authorized positions. What is the outlook in that regard?

Chief LAYTON. Well, it is my feeling also, Mr. Chairman, it would be better for our law enforcement effort to be able to fill up to full strength. I would assure you and your committee that we will not slacken in our efforts to fill up to authorized strength. It is more desirable—this is more desirable than working men on one of their days off to get the coverage we need.

AIR-CONDITIONED CARS

Senator BYRD. What about air-conditioned cars, Chief?

Chief LAYTON. I am in favor of that, Mr. Chairman, and while that is not included in our request, I would want to do whatever we can to get air conditioning in the vehicles.

Senator BYRD. What would be the cost of this?

Chief LAYTON. Mr. Chairman, suppose I let Inspector Wilson, who has been examining this for me, give you that answer.

COST OF AIR CONDITIONING 111 CARS

Mr. WILSON. Mr. Chairman, if we added in the fiscal year air conditioning to only the additional vehicles and replacement vehicles it would require $33,000 with $60,000 more needed in the 1968 budget.

Senator BYRD. When could this be done?

Mr. WILSON. This would be possible with the purchase of the next vehicles, if they were allowed, next May.

Senator BYRD. So $33,000 would do what?

Mr. WILSON. This would air-condition the new cars, that we would be buying next May, the additional cars and replacement cars.

Senator BYRD. How many are there of these?

Mr. WILSON. Seventy-five replacements plus 36 additional automobiles.

Senator BYRD. So there would be a total of 111.

Mr. WILSON. Yes.

Senator BYRD. Air conditioned cars.

Mr. WILSON. Yes, sir.

Senator BYRD. How many would this leave?

Mr. WILSON. This would leave, in terms of automobiles, some 100 that would be nonair conditioned in terms of automobiles alone. It

is not too practical to air condition an old automobile. Most of the cars only last 2 or 3 years on a maximum in police service.

Senator BYRD. You do not have any that are air conditioned now?

Chief LAYTON. No, sir.

Mr. WILSON. We have none air conditioned now.

Senator BYRD. So $33,000 would air condition 111 cars?

Mr. WILSON. Yes, sir.

Senator BYRD. How do you look upon this, Chief? Do you think this money would be well spent?

Chief LAYTON. I view this as desirable, Mr. Chairman.

BENEFITS OF AIR CONDITIONING CARS

Senator BYRD. It would have some good effect upon the morale of the policemen and also would increase the effectiveness, would it not?

Chief LAYTON. I am sure it would serve to improve morale and probably their effectiveness.

Senator BYRD. Mr. Tobriner, do you have any comment on this subject of air conditioning of police cars?

Commissioner TOBRINER. I think it would be desirable, but I do not think it is necessary. As you say, I think it would increase the morale of the force and would also make them more effective from the standpoint of energy.

NEW BUILDINGS FOR POLICE AND TRAINING INVENTORIES

Senator BYRD. With reference to the new buildings for the police and training functions, why could not this be deferred?

Chief LAYTON. We have had, Mr. Chairman, for sometime a situation of very cramped quarters for the training division, to the extent that we have partitioned off some of the original gymnasium that was located on the sixth floor of our headquarters building. In addition to this we have used borrowed space over at the Naval Station in Anacostia, so that we would have space to accommodate our training facilities. We are broadening the facility and the reduction we are aiming at in the size of the classes, we feel would further emphasize the need for the training facility.

Senator BYRD. I viewed the premises and I understood there was no urgency to release the present facilities.

Chief LAYTON. No urgency on the part of the Navy, Mr. Chairman?

Senator BYRD. Yes.

Chief LAYTON. I view it is a temporary measure. My understanding is that we cannot determine when it will be used by them or required back from us. It is not a permanent situation and of course we also have to consider, I think, that it would take sometime for us to finish the construction of new training facilities. If our request is approved in this budget, something on the order of 3 years will be needed to get into a training facility. We cannot be certain what arrangements will be made over at the Naval Station in the next few years and if we did not have that we would be in a critical condition for training.

TRAINING FACILITY ALLOWED BY HOUSE

Senator BYRD. I cannot tell from this table that I am looking at just what the story is. Was this item allowed by the House?

Chief LAYTON. Yes, sir; the training facility was allowed by the House.

Senator BYRD. What about precinct No. 9 replacement?

Chief LAYTON. No. 9 was not disallowed.

Senator BYRD. You are not appealing?

Chief LAYTON. No sir.

Senator BYRD. Mr. Herman, did Senator Tydings cover the fire department capital outlay item?

Mr. HERMAN. Yes, sir; he did.

Senator BYRD. Is this everything, Chief? Have we covered everything?

Chief LAYTON. Yes, sir. We only had those two items in the capital outlay and one, the training facility was allowed and the replacement of No. 9 was disallowed and we covered the operational portion in the budget as well.

MORALE NOT WHAT IT SHOULD BE

Senator BYRD. Let me express my own viewpoint here to the effect, Chief, that the morale of your men is not what it should be and I know this does not come as any surprise to you. I think that the pay increase will stimulate that morale; I thing, however, that the morale has been adversely affected in considerable measure by public disturbances that have occurred in the area, by the criticism on the part of the militant civil rights groups, and by criticism on the part of superiors in some instances.

I have one instance in mind, in particular, which dealt with the incident last September in which two policemen took into custody four juveniles who were playing football in an alley and the criticism that appeared in the press the following day by a superior of those two men who did their duty in taking into custody these juveniles. I also believe that the press has not given policemen the support that they think they should have. They do not think they enjoy the backing of their superiors that they should have, and in other words, they feel that they just—that being a policeman is not what it once was. That they are not respected and the community does not give them the support that they deserve, the Congress does not, the District Building does not and that the White House does not. I certainly want in every way I know how, to let the police know that I support them, and I hope measures can be taken to encourage our police officers to believe their superiors do back them.

They are going to have the support of the superiors as long as they do the right thing. And they need the assurance that the press and everyone concerned will stand up for the police and stand firm against the elements in the city that are creating disturbances, causing trouble, harassing the police and endangering life and property. I believe that increased salaries will help greatly, but with a pay increase alone, Chief, I do not think you are going to fill these positions. I do not think that is enough. I have a feeling we are going to have to give a lot more attention to this business of making the policeman feel that he has the backing of the community, the backing of his superiors, and that people do respect him and people want him to enforce the law. The situation I think has deteriorated more than it may appear to have on the surface. You have a lot of dedicated men—and I know of your dedication—and almost to the man they have spoken well of you. Seldom have I heard any criticism of you as an individual.

POLICEMEN FEEL THEY DO NOT HAVE PROPER BACKING

The feeling is that they do not have the proper backing—that is true to a considerable extent among your men on the street. This may be the wrong impression on their part. But I am just simply stating what has been told to me by lots of the officers.

When I see them on the streets at night, I pull my car over and speak to them, ask them how they are getting along—what can be done to help the police department—how do they feel about being a policeman. Is it what it used to be? You have a lot of men, Chief, who have been with you a long time. They are just waiting for the day when they can retire. They want to get out of this. They do not feel that they are policemen any more. They feel they are the object of calumny, approbrium, obliquity, that practically everybody is against them. They feel that the scales of justice have been weighted against them. The courts have leaned over too far in the direction of the criminal and this damages police morale. It has affected the morale of their families, too.

NEED FOR BETTER PAY

I may not ever have the opportunity again to say this, or I may have. I do not know. I just want to express in as sincere and conscientious and firm a way as I know how, that if we want to get to the problem of morale in the police department here, if we want to get to the problem of filling these vacancies, if we want to get to the problem of retaining men who are already on the force, we are going to have to consider the things that I mentioned, and it does not go to the point of salaries alone.

There is no question but that a policeman should be paid better. He should have this inducement to stay and should have this attraction to come on the force. But as a citizen, as one who has gone out of his way to help these men and sympathize with them, I am concerned about them and I try to put myself in the shoes of the policeman in dealing with the element that he has to deal with here. A policeman, every time he goes on the street, lays his life on the line for the lawabiding citizen, and I think most of the people in this city want the law to be enforced and this goes for Negroes and whites. I have not studied your statistics recently but I know that the overwhelming majority of people in this city against whome crimes are committed are Negroes themselves and the lawabiding Negro wants the law enforced. He wants his family protected, and he wants to be protected himself. He does not want to be robbed, he does not want his wife insulted, or his daughter raped. He wants the law enforced.

NEED FOR A FIRM STAND AGAINST PRESSURES

Whether we are Senators or coal miners or elevator operators, or whatever it may be, we ought to take a firm stand behind the police. The police chief, the men in the District Building, the men in the White House and on the committees here— all should take a firm stand for the police, so that we can help to stem this deterioration of respect for law and order.

I am sorry if I appear to be lecturing. It is not my intent at all. This is a problem that you and I both are concerned about. We are

all very much worried about it. But I cannot—I just cannot close the record without saying that we are going to have to come to grips with this increasing number of vacancies and the increasing deterioration of morale as well as the increasing crime in our community here. All of us are going to have to stand firm against these elements. The public deserves to have the law enforced.

I think too long some of us have yielded to the pressures—I do not think we can do that. I think we have to stand up against the pressures. I attempt to do this.

I have noticed those creeks in West Virginia, they follow the path of least resistance. That is why they wind and meander around. We cannot do that as men in public office. We cannot follow the path of least resistance. We cannot aimlessly meander. I think we have to stand firm against the organized groups who are demanding more and more that the policeman yield, bend over, fall back and surrender. This is the Nation's Capital and we ought to try to do everything within our power to protect the people who live here as well as the people who visit here.

I do not think we can turn law enforcement over to people in the antipoverty program. I do not think we can continue to stand supinely by and see the policemen demeaned, harassed, beaten, kicked, and murdered.

Police Doing a Good Job

Let me also compliment the Department, Chief. I think on the whole, under the circumstances, your men are doing a good job. But they will do a better job if they feel we are all behind them and perhaps it will have the additional impact upon those forces who would destroy the police, if they feel that there is going to be a stiffening on the part of those of us who are in responsible positions, who can give our support to the police. I am not one who believes that we ought to surrender to the mob. I am one who believes that if we continue to retreat, that someday we will be confronted with a choice of surrender or take a stand. In my judgment we ought to take a stand wherever and whenever we meet the threat. The forces are always available to handle whatever situation may arise.

Chief, do you have anything in closing?

Officers Should Be Supported

Chief Layton. I only would say, Mr. Chairman, I certainly am aware of your deep and very sincere interest in the best efforts of our Police Department—I share that view, and I do not find the things that you just said to be objectionable at all. I do feel that our police officers should be supported. I have taken the occasion to try to indicate to subordinates that I support them when they are doing the proper job. I certainly agree that they cannot, as the law enforcement arm in the District of Columbia, retreat from enforcing and maintaining the law and maintaining peace and order in the District.

Need of Law Observance

There is some evidence, and an increasing awareness, I think, for the need of law observance on the part of all of the citizens of the

community and we certainly need, and I would encourage this in any way that I can.

The law enforcement arm cannot alone or solely maintain a complete law observance. We certainly need and must have the support of the community. We have many problems in these times and I feel sure that some of our police officers have been especially touched by the kinds of problems they meet on the street from day to day. The job is difficult and I am sure you are aware of that. But I would echo the words that you said just now and said myself that wherever our police officers are doing the proper job, then I will see that they are supported in the Department.

Senator BYRD. I certainly do not condone the activities of the policeman when he is wrong.

Chief LAYTON. Neither do I.

Senator BYRD. We all make mistakes, but this is not to condone brutality or condone wrongdoings on the part of the police at all.

I believe this is all. Many thanks to you.

Chief LAYTON. Thank you, Mr. Chairman.

Capital Outlay

Department of Buildings and Grounds

JAMES L. McCALLISTER, ADMINISTRATIVE SERVICES OFFICER; JAMES A. BLASER, DIRECTOR; EDWARD D. TRACY, DEPUTY DIRECTOR; ARNOLD L. OLSON, CHIEF, OFFICE OF BUSINESS ADMINISTRATION; SONNY CAPUTO, CHIEF PROJECT DEVELOPMENT BRANCH, OFFICE OF PROGRAM PLANNING

Estimate, House Allowance, and Amendments Requested

Senator Byrd. The fiscal year 1967 estimate for capital outlay is $626,000. The House allowance is $551,000, a reduction of $75,000. Amendments totaling $175,000 are requested in the Senate, $75,000 restoration request and $100,000 contained in Senate Document 112.

The justification filed in support of this request will be placed in the record at this point.

Preliminary Survey for the West Administration Buildings—Project 24–11

I believe the first item is $75,000 for a preliminary survey for the west administration buildings.

(The justification follows:)

$75,000 (preliminary survey) (restoration request)

Preliminary study funds are requested as an initial step in a project to develop the Municipal Center area. Specifically, we propose to prepare a study for two buildings, including underground parking. The buildings will be located on District-owned land bounded by 6th Street, C Street, and D Street, NW., in general conformance with the Pennsylvania Avenue Plan prepared by the President's Advisory Council on Pennsylvania Avenue. Due to severe and critical space problems, initially priority was to have been given to housing Public Schools administration and the Recreation Department in one of the buildings and all technical agencies in the other. The use to be made of these two proposed buildings and the existing East Administration Building, however, now requires reexamination because of proposed changes in programs and operations of the Metropolitan Police Department stemming from the recommendations of the President's Commission on Crime in the District of Columbia. The report of the Commission on Crime, dated July 16, 1966, to the President reads in part as follows with respect to police headquarters facilities:

"The headquarters of the Department occupies part of seven floors of the Municipal Center building. The quarters assigned are noisy, overcrowded and inefficient. The Department today is compelled to crowd more than 900 persons into less space than was allocated in 1941 for 385 police personnel. It is obvious that the Department cannot adequately perform its tasks in these surroundings. According to the IACP, 'public counter areas are improperly located and extremely crowded,' and officers are sometimes required to quiet the disorder which occurs in the public hallways. Other serious deficiencies exist: space for private and official parking is limited, and the transfer of prisoners is 'hazardous and escapes are possible' because of inadequate security facilities."

Thus, the problem of providing adequate space for the headquarters of the Metropolitan Police Department adds greatly to the urgency for constructing the proposed new buildings in the Municipal Center complex.

In our previous presentation of the request for preliminary survey funds, it was pointed out that the consolidation of District services will not only improve operating efficiency, but also will result in a substantial financial advantage to the District. The following tables, which relate to the previous presentation, have projected the annual cost to amortize and maintain the proposed project and the space needs through the fiscal year 1975. This is the earliest date that the two buildings can be constructed and occupied and the old buildings sold or demolished.

In arriving at the estimated annual cost for the West Administration Buildings we have used minimum amounts in estimating the sale of old buildings. By the time disposal is made of the property, the value will undoubtedly increase by a considerable amount. Also, we have assumed that the entire cost will be financed by loans. Our long range projection for capital outlay shows that over one-half of the financing of construction projects will be paid from current revenues.

The projection of space needs in 1975 is based on an average increase of space for 231 employees per year (133 for education, recreation, and technical employees and 98 for other services). In additon to this requirement, space is provided in the new buildings for employees who will be dispossessed by the sale or demolishment of District buildings. These structures are obsolete and uneconomical to operate and should be abandoned by 1975. A summary of the savings to the District is as follows:

Savings in cost of space	$1,804,000
Savings in space required for employees in obsolete buildings	671,000
Total	2,475,000
Annual cost of new buildings	1,301,025
Annual savings to the District	1,173,975

The details of these proposals follow:

ANNUAL CASH REQUIREMENT AND SAVINGS EFFECTED FOR HOUSING TECHNICAL, EDUCATIONAL AND RECREATIONAL AGENCIES IN THE PROPOSED WEST ADMINISTRATION BUILDINGS (PROJECTED THROUGH FISCAL YEAR 1975)

Cost of proposed west administration buildings

Plans and specifications	$1,200,000
Construction of two buildings	20,000,000
Total cost	21,200,000
Application of the proceeds from the sale of buildings presently occupied (minimum)	−4,910,500
Funds required for construction	16,289,500
Cost of 30-year loan at an estimated interest rate of 4¼ percent	12,841,257
Total cost of financing	29,130,757
Annual cash outlay for 30 years	971,025
Net estimated annual maintenance at $1.33 [1]	600,000
Total	1,571,025
Annual real estate tax revenue from commercial or residential property at sites sold	−270,000
Total estimated annual cash requirement for 450,000 square feet of space	1,301,025
Rate per square foot	2.89

[1] Current maintenance rate of District-owned buildings—net cost after deducting maintenance of buildings to be demolished or sold.

Estimated savings to be realized through the construction of the west administration buildings

	Square foot area	Rate [1]	Total savings
Savings in cost of leased space for educational, technical and recreational agencies (this represents the leased space requirements as of Dec. 31, 1965)	48,351	$5.50	$265,930
Savings in cost of the leased space for educational, technical and recreational areas resulting from expansion requirements during the period Jan. 1, 1966, through June 30, 1975	134,349	5.50	738,919
Savings in leased space requirements of other District agencies. Space now occupied by the educational and technical agencies in District of Columbia-owned buildings would be available to meet the expanding space needs of other District of Columbia agencies	98,181	5.50	539,997
Savings in the cost of leased space by terminating the leases of certain District agencies now occupying leased space	47,119	5.50	259,154
Subtotal	328,000		1,804,000
Add remaining space represents areas occupied by the technical, educational and recreational agencies in District buildings to be sold or demolished	122,000	5.50	671,000
Total	450,000		2,475,000

[1] Current rate per square foot for office space downtown Washington.

ESTIMATED SPACE REQUIREMENTS OF EDUCATIONAL, TECHNICAL, AND RECREATIONAL AGENCIES AS OF FISCAL YEAR 1975

District of Columbia-owned buildings:	*Square feet area*
To be sold or demolished	122,000
To be retained	145,300
	267,300
Total leased space	57,521
	324,821
Total estimated expansion by fiscal year 1975	125,179
Total	450,000

NEW DISTRICT COURT BUILDING(S)

$100,000 (preliminary survey) (amendment, S. Doc. 112)

This request is for a preliminary study to encompass the following:

1. Evaluation and selection of site(s) for new buildings to house the Court of General Sessions, Juvenile Court, Court of Appeals and the Tax Court.

2. A management study to determine type and size of court facilities to meet functional needs and for effective operations.

Technical study to determine building requirements (size, outline specifications, etc.) and establish the building(s) estimated construction costs.

The present building space afforded the District Courts is not adequate to accommodate the space needs of the Courts' personnel and equipment. The ever increasing caseload of the Courts will require the additional Judges and court personnel be assigned to carry out the Courts' task.

In September 1966, Congress approved the appointment of five (5) new Judges and their staffs to the Court of General Sessions. There is no space available in the presently occupied Court building to accommodate the new Judges. Consideration is currently being given to renovating the old District Court House at 451 Indiana Avenue, N.W., (presently occupied by Juvenile Court and Health Department) to provide some expedient Court facilities for the prospective appointees. The expedient measures are not conducive to normal Court operations in that the support staff and operational offices and bureaus will not be readly available.

The Juvenile Court operations are presently housed in 400 E Street, N.W. and 451 Indiana Avenue, N.W. Having the staff in two buildings is far from the ideal situation. Because of the close working relationship among all divisions

of the Court, there is a constant stream of foot traffic from one building to the other.

There is only one Courtroom large enough and equipped for jury trials. The Hearing Officer is using his office for hearings as is the Chief of the Child Support Section when he holds administrative reviews of adult cases. Staff meetings are held in the library or in the basement. There is no nursery on the Courtroom floor. Even with additional space being given to the Clerk's Office, dockets are difficult to get to, filing space is haphazard and it is difficult to arrange working space efficiently. The Courtroom clerks have no space to interview people reporting for Court hearings. The Assistant Corporation Counsel has insufficient office and waiting space. Waiting spaces on the Courtroom floor and at 451 Indiana Avenue, N.W. are inadequate for the number of people to be served.

The needs of the Courts can only be met with new Court Building(s). The study is necessary to evaluate the present Courts operations to ascertain its space needs now and for the future, selection of site(s) and finally affixing building(s) requirements for cost estimate purposes.

INITIAL STEP IN PROJECT TO DEVELOP MUNICIPAL CENTER AREA

Mr. McCallister, I understand you will speak to this subject first.

Mr. MCCALLISTER. This proposal has been before the committee in slightly different form than is presented this evening in terms of justification.

These preliminary study funds are requested as an initial step in a project to develop the Municipal Center area. Specifically, we propose to prepare a study for two buildings including underground parking. The buildings will be located in District-owned land bound by Sixth Street, C Street, and D Street, Northwest, in general conformance with the Pennsylvania Avenue plan prepared by the President's Advisory Council on Pennsylvania Avenue.

Due to severe and critical space problems, initially priority was to have been given to housing public schools administration and the recreation department in one of the buildings and all technical agencies in the other. The use to be made of these two proposed buildings and the existing East Administration Building, however, now requires reexamination because of proposed changes in programs and operations of the Metropolitan Police Department stemming from the recommendations of the President's Commission on Crime in the District of Columbia. The report of the Commission on Crime, dated July 6, 1966, to the President reads in part as follows with respect to police headquarters facilities:

SPACE SITUATION AT DEPARTMENT HEADQUARTERS

The headquarters of the Department occupies part of seven floors of the Municipal Center Building. The quarters assigned are noisy, overcrowded, and inefficient. The Department today is compelled to crowd more than 900 persons into less area space than was allocated in 1941 for 385 police personnel. It is obvious that the Department cannot adequately perform its tasks in these surroundings. According to the IACP "public counter areas are improperly located and extremely crowded," and officers are sometimes required to quiet the disorder which occurs in the public hallways. Other serious deficiencies exist: space for private and official parking is limited, and the transfer of prisoners is "hazardous and escapes are possible" because of inadequate security facilities.

Thus, the problem of providing adequate space for the headquarters of the Metropolitan Police Department adds greatly to the urgency for constructing the proposed new buildings in the Municipal Center complex.

IMPORTANCE OF CONSOLIDATING DISTRICT SERVICES

In our previous presentation of the requests for preliminary survey funds, it was pointed out that the consolidation of the District technical services will not only improve operating efficiency, but also will result in a substantial financial advantage to the District. The tables which were presented in the justification submitted as a part of this record have predicted the annual cost to amortize and maintain the proposed project and the space needs through the fiscal year 1975.

Senator BYRD. We can read that, Mr. McCallister. Just give us something off the top of your head that would help us in addition to that.

Mr. MCCALLISTER. Mr. Chairman, we are in such a position at the moment that I cannot give you much more off the top of my head. We know the figures with respect to recreation and schools and our engineering agencies, but we do not know the impact with respect to the Police Department and the recommendations of the President's Crime Commission. That has just come upon us. It has not been studied. In fact there have been very few solid decisions as to just what will be done in terms of space, buildings, funds, and so forth.

PROPOSED USE OF REQUESTED FUNDS

The $75,000 will, in part, provide funds which will enable the Commissioners to have a study made with respect to these two buildings that will provide plans sufficient to bring before you for consideration as to further detailed planning and ultimate construction.

Mr. HERMAN. I want to call attention to the justification. It shows we can amortize the building and we project the space plans for 1975 and our estimates indicate that we estimate saving many dollars a year in relation to our space needs. Those are in the justifications, sir.

Senator BYRD. All right, Mr. Blaser.

Mr. BLASER. I would like to add, Mr. Chairman, that because of the lack of firm information as to just what will take place in these buildings, we do need some money to initiate, determine the size, the size of tentative floor plans, define features of the buildings, so that we are able to come before the committee with a better estimate for construction. At this point we are using an approximate figure and there is really no basis for it. If your committee does authorize this we think this will be more beneficial.

POLICE DEPARTMENT IMPACT ON MATTER

Mr. LOWE. I would like to, with your permission, add just one further thought with regard to the reference to the Police Department impact on this matter. This does not in any way diminish the requirements for studies. The only question that is raised is whether the original—whether the original group would still be the ones to go. But our crowding situation, it is really a scatteration, not a dispersal.

We are renting space in dozens of different localities and it is very expensive, both from the actual rent outlay as well as the overhead impact.

This is what we are after. Maybe the Police Department will be uncrowded and left in the present building or maybe it will be filling another building and somebody else occupy their place. Anyway, it will be a real assist in our operations and help us to get our city government reasonably compactly located as far as the types of agencies are concerned that have the greatest working relationship with one another.

Thank you for all consideration you can give us on this.

Senator BYRD. Is there anything else now? Are you finished?

Mr. MCCALLISTER. Yes, sir.

SUPPORT OF GENERAL DUKE

General DUKE. I do not know whether it would help or hinder this particular project, but I would like to add my voice in support of this, not that I really can cite anything. But I certainly want to say in very general terms but very positive terms, in the relatively short time that I have been here, I have been impressed with the fact that the District agencies are scattered all over the city in very, very terrible working conditions in many instances.

The effect on their efficiency on this condition is obvious and as Mr. Herman said, the actual reduction in dollars per year put out in the provision of space, in the act of dividing space for the Government can be almost as clearly demonstrated in this case as any case that has come to my attention. So the actual calculation of the savings to the District government is relatively clear cut and it is not just a pie in the sky type of calculation. It has been done by professionals, I might say.

OPPORTUNITY TO ENHANCE ARCHITECTURAL ENVIRONMENT IN AREA

Thirdly, although I would not recommend the building for this purpose at all, this is a rather incidental benefit, but significant, that it gives an opportunity to enhance the architectural environment that exists in that part of the city and contributes to a plan—which I think deserves a lot of help to be supported by all of the others. This is really not a part of the justification of the building, but it is very, very significant, an adjunct that will be received by its construction.

Senator BYRD. Thank you, General Duke.

Mr. Tobriner?

Commissioner TOBRINER. Nothing, Mr. Chairman, except to thank you for your clear, fair hearing that you always give us.

Senator BYRD. That is very kind of you. I am sorry we were crowded at the end of the session.

MODIFICATION OF BUILDING TO PROVIDE SPACE FOR NEW JUDGES

Mr. BLASER. Mr. Chairman, if I might proceed—I believe we have two items remaining, but one, in particular, I think is an illustration of the type of thing General Duke has just alluded to. With the legislation approving five new judges in the Court of General Sessions, we are in another modification of a building to take care of the additional space required for the new judges.

The operating expense item amounts to $150,000. This is inadequate as I believe you were made aware of this morning by a letter to you. This amount should be $300,000. We have just, within the past very few days learned what the requirements for the additional judges were. At the time the $150,000 estimate was used in the operating budget, no one knew exactly what the requirements were. The budget had to be submitted promptly to the committee, and hence the $150,000 figure was put in. As a result of determining what the requirements were, the dollar sign now is $300,000 in lieu of the $150,000.

Need for Space Eminent

Senator Byrd. Mr. Tobriner, is there anything you wanted to add on this point?

Commissioner Tobriner. No, sir; as you probably noted, the President today nominated three of the judges to the Court of General Sessions, so this will be a rather eminent necessity. I should say four of them, with an additional judge in the court of domestic relations.

Senator Byrd. All right, Mr. Blaser, was there another item?

Request for Funds To Conduct Survey

Mr. Blaser. Yes, sir. I was sure that you were well aware that the courts of the District of Columbia are each and every one in a very crowded condition. We have had numerous requests to determine what the courts would need to house them all in a reasonably compact location. We have requested your committee to authorize $100,000 for a survey to select the site, establish the building requirements and to initiate management studies for the courts, to gather the total requirements into some sort of an acceptable pattern. This will be established if your committee does authorize the $100,000 for the survey.

Senator Byrd. Thank you, Mr. Blaser.

Is that everything now?

Mr. Blaser. Yes, sir.

Senator Byrd. We have not left out anything?

Mr. Blaser. No, sir.

Hearings Held Up Pending Passage of Revenue Bill

Senator Byrd. Mr. Tobriner, as I have said before, I am sorry we were so late in the session, but we were hoping that the revenue bill would come along and fortunately it did.

General Duke?

General Duke. I have nothing to comment except to underscore the President of our Board. We very much appreciate your courtesy and opportunity to come down and discuss these very significant matters.

Senator Byrd. Commissioner Duncan?

Commissioner Duncan. Thank you, Senator, for all of the assistance you have given us.

Senator Byrd. I really do not see how you deal with all the problems that are yours in the city.

I will thank my clerk for his usually good support. Let me express appreciation to Mr. Herman, Mr. Sykes, and to the young lady, Kay

for the help that you folks have given and that you will yet give us.

Let us go off the record.

(Discussion off the record.)

SUBMISSION OF DOCUMENTS FOR RECORD

Senator BYRD. I would like to insert the Report of the President's Commission on Crime in the District of Columbia.

The letter dated October 6, 1966, from Walter Tobriner concerning an increase of $150,000 in the estimates to renovate space in the Old District Court Building will be placed in the record.

The record will also show a letter from Congressman John L. McMillan to me dated September 28, 1966, in which he expressed approval of funds for preservation of the old Georgetown Market.

Also included is a copy of Public Law 89-600.

I have received a letter from Congressman John Dingle dated September 21, 1966, in which he expresses a deep interest in the operation of the Fire Department here in Washington.

Also two letters from the law offices of Brown, Genn & Brown dated September 29 and October 4, 1966, respectively.

(The documents follow:)

PRESIDENT'S COMMISSION ON CRIME IN THE DISTRICT OF COLUMBIA

REPORT ON THE METROPOLITAN POLICE DEPARTMENT

Conclusion

The Commission believes that the police department of the Nation's Capital should be a model of excellence. We have concluded, however, that our department trails behind the country's leading police departments in major phases of its operations. Fundamental changes must be made if the Metropolitan Department is to attain the desired standard.

The Department is presently deficient in vital aspects of its organization and management. Its structure permits duplication of function, encourages violation of lines of authority, and hampers effective supervision of the men on the force. Accordingly, we have recommended a major reorganization of the Department, and a reduction of the existing 14 precincts to 6 primary patrol areas.

Disturbing deficiencies in personnel and recruitment policies impair the Department's operations and limit its potential for change. An increase in police salaries is necessary, recruiting efforts in the District must be intensified, and reforms in promotional practices introduced. Vigorous efforts should be initiated to employ more civilian specialists.

The critical area of training has not been sufficiently emphasized by the Department. Recruits are inadequately schooled in the demands of police work in the community. Our recommendations seek to increase the intensity and relevance of recruit training and to encourage continuing professional growth for the officers and leaders of the Department.

The buildings and equipment are obsolete and notoriously second-rate; officers are poorly equipped and frequently work in cramped, dirty quarters. We have recommended the construction, as soon as practicable, of a new headquarters building and a modern training facility.

The Department's outmoded communication system cannot handle citizen calls expeditiously, and police units have difficulty in communicating with each other. Records are scattered, incomplete, and cumbersome to use. The Department cannot generate the kind of data it needs to deploy men and resources intelligently. The Commission has made several recommendations to remedy these deficiencies and ensure that the Department has the most modern and scientific equipment available.

In the area of police-community relations, we have found a serious breakdown in confidence and good will between the police and an important segment of the community. This development profoundly affects law enforcement in this city. During the past two decades the District of Columbia has undergone major transformations in the composition of its population; there have been vast

changes in the social and economic structure of the community. In the Commission's opinion, the Department has not made a sufficiently rapid adjustment to these changes.

We assign a very high priority to the efforts necessary to improve the quality of police-community relations. The Commission specifically recommends that the Chief of Police issue an immediate directive prohibiting the use by policemen of trigger words derogatory of an individual's race or background. The Department should also issue an order concerning the appropriate use of force by the police in making arrests and prescribing standards for the treatment of persons in police custody. We urge that efforts also be made to increase the number of Negro policemen at all levels on the force. Improved procedures for enforcement of the disorderly conduct statute must be formulated, and more thoughtful consideration given to the deployment of the Canine Corps. Police training in community relations must be revised, and the Police-Community Relations Unit reorganized and strengthened.

In our view, the Complaint Review Board performs an important function in reducing tension between police and citizens. It provides a forum for airing grievances against the police and a mechanism for conciliation and, where necessary, recommending action by the police authorities. To achieve its full potential, the Board should be strengthened and its procedures simplified and expedited.

The Department is by no means unaware of the enormity of its problems and has begun to move toward improvement in several areas. It has requested the replacement of several precinct stations, a new headquarters building, and a training facility. It seeks additional vehicles, two-way radios, a new communications center, and the introduction of more sophisticated data-processing techniques. Civilians are being recruited for clerical and administrative jobs and the Cadet Corps is being expanded. Modernization efforts have been expedited by grants from the U.S. Department of Justice which were secured with the active support of this Commission.

It is imperative, however, that the reorganization and revitalization of the Department recommended in this Report proceed at an accelerated pace. The major overhaul necessary to create a top-flight department will involve drastic restructuring and policy changes. Resistance can be expected from some quarters within and without the Department. The Department must demonstrate a single-minded, dedicated resolve to accomplish change without delay.

The Commission has refrained from recommending an increase in the size of the force, for increased manpower will flow naturally from the elimination of substantial duplication of effort, the reduction in the number of administrative personnel, the increased utilization of civilian help, and the greater mobility of the force. Furthermore, the Department is over 200 men short of its present authorized strength; it would serve no purpose to increase that deficit by adding to its paper size. In not recommending an increase in Department size, we note that per citizen it is presently one of the largest and most costly police forces in the Nation.

The Commission has criticized the Department in a constructive spirit, conscious of the fact that the vast majority of our police officers are dedicated and self-disciplined men. The community is profoundly indebted to them. The immense and complex burdens which have been cast upon the police during a period of great social change cannot be underestimated. As the experience of other cities has tragically demonstrated, no police department, however modern or efficient, can carry out its responsibility for law enforcement where there is a widespread breakdown in community respect for the law. Although the Commission has focused its attention in this Report on the police, we underscore in the strongest possible terms the obligation of each individual citizen in the community to give his full support to the law enforcement efforts of the police. Public apathy or a defiant refusal to cooperate with the police will serve only to nullify the recommendations of the Commission and the best efforts of the Department.

To meet these demands for excellence, the Department must have the unfaltering commitment of the Board of Commissioners, the Congress, and the people of the District of Columbia.

SUMMARY OF MAJOR RECOMMENDATIONS

Organization and leadership

1. To improve management, supervision and leadership, the major reorganization of the Department recommended by the IACP should be instituted: The post of executive officer should be abolished and the functions of the Department assigned to four major bureaus—Field Operations, Administrative Services, Technical Services, and Inspectional Services.

2. To achieve more economical use of equipment and facilities and to free more policemen for patrol operations, the present 14 precincts should be consolidated into 6 districts. The consolidation should be considered an opportunity to replace outmoded and inadequate precinct buildings.

3. The Department's Planning and Development Division should be rapidly expanded, to facilitate the reorganization and to assist the Chief of Police in evaluating the effectiveness of the Department's operations and administration.

4. To improve supervision, the Department should increase the number of supervisory personnel, extend probationary periods, provide more transportation and equipment for supervisors, and improve procedures for inspections and investigations.

5. By means of the proposed Crime and Traffic Analysis Unit, the Department should develop precise information regarding the needs for police service in the community in order to deploy its officers more effectively.

Personnel and training

6. Because of an insufficient number of qualified applicants, the Department should consider weighting entrance requirements, so that an applicant's failure to meet certain criteria could be counterbalanced by other qualifications.

7. To help raise the standards of the Department, a rank of master patrolman, with a substantially higher starting salary, should be established for those with a degree in law enforcement or police administration.

8. Legislation raising starting police salaries should be enacted. In the future police salaries should be considered separately from those of firemen and should be linked with measures to upgrade entrance standards.

9. Efforts to recruit candidates from the Metropolitan Area should be intensified; more effective liaison with area universities and military bases should be established by the Department.

10. To increase the number of District residents on the police force, the Department should develop a project under the Manpower Development and Training Act which would provide specialized training and remedial services for suitable local applicants who have failed to meet the entrance requirements.

11. The recruit training program should recognize that policemen exercise broad discretionary powers in enforcing the law, and the curriculum should be revised to equip officers to exercise this discretion wisely. More instruction should be included in procedures for handling juveniles, patrol and arrest methods, citizen contacts, the collection and presentation of evidence, self-defense, and the use of firearms. The size of recruit training classes should be reduced, the training staff enlarged, and the recruits subjected to more intensive evaluation.

12. Indoctrination should be linked with field and formal recruit training in a comprehensive recruit training program. No officer should patrol alone before completing recruit training.

13. In-service training should be regularly conducted at rollcall; all personnel should receive formal in-service training not less than once every 5 years; and officers should be encouraged to continue their education. The Department should increase its use of formal schools and academies as training resources and effectively utilize the special skills of the graduates of such programs.

14. To inject needed vitality into the leadership of the force and encourage junior officers to compete vigorously for positions of responsibility, the IACP recommendations for improved promotion procedures should be instituted. The Chief of Police should have the authority to appoint qualified persons to key positions from within or without the Department without the prior approval of the Board of Commissioners.

15. The operations of the Cadet Corps should be improved, with a high school degree for admission and college-level courses made official requirements. Salaries should be increased to a level competitive with those offered by other police departments in the area, and fewer clerical duties should be assigned to Cadets.

16. To bring technical and special skills into the Department and to release officers for patrol duties, more civilians should be employed. Lateral entry should be permitted for skilled civilians as well as for talented officers from other departments.

17. The number of policewomen should be increased, and they should be assigned to a greater variety of duties within the Department.

18. The Department should employ a permanent General Counsel, to assist in the preparation of training materials and the formulation of operational procedures, in collaboration with the U.S. Attorney and the Corporation Counsel.

Buildings, equipment, and supporting services

19. To replace the totaly inadequate facilities now in use, a combined headquarters-training facility, or two buildings in close proximity, should be constructed at an early date in a central location in the District.

20. The Department should substantially increase the number of its vehicles, with particular emphasis on one-man patrol cars and patrol wagons. Police vehicles should be more clearly and conspicuously marked.

21. The police uniform should be redesigned to help officers present a more attractive and distinctive appearance.

22. To enable citizens to receive police service more rapidly, the Department's communications system should be redesigned and expanded. The Department should actively promote and facilitate citizen calls for service or to report suspicious circumstances.

23. The Department's methods of recording and clearing criminal offenses should be revised to provide for greater accuracy and to guard against underreporting and questionable clearances of crimes.

24. The Department's program to computerize its records system, including the design of a computer installation and the purchase of necessary equipment, should be supported and expedited.

Police operations

25. The patrol force of the Department should be motorized to the maximum extent possible to deploy manpower more effectively and provide more responsive service.

26. The deployment of the Canine Corps should be carefully controlled and supervised under the terms of precise directives.

27. The Tactical Force should be made a permanent part of the proposed Special Operations Division, and the Department should promptly take the steps recommended by the IACP to make this operation more flexible and effective.

28. The Department should reduce the current racial imbalance in the precincts and should adopt and enforce a policy prohibiting an officer's or commander's racial preferences from influencing assignment to patrol teams.

29. The responsibility for the recreational services of the Boys' Activities Bureau should be transferred to the District of Columbia Recreation Department and officers should no longer solicit funds for these activities.

30. The Detective Division of the Department should be reorganized to improve supervision and administration. The process of selecting and training investigative personnel should be improved, with provision made for written examinations, formal qualifications, and regular, professional training.

Police-community relations

31. The Department should issue an immediate directive prohibiting the use by officers of abusive language or derogatory terms.

32. The Department should issue directives guiding and regulating the conduct of police officers concerning: (*a*) field interrogation of citizens when there is no probable cause for arrest; (*b*) enforcement of the disorderly conduct statute; and (*c*) arrest procedures, including the handling of arrested persons on the scene, in the patrol wagon and at the precinct.

33. The Department's human relations training should be revised to include intensive instruction in the proper police response in situations most susceptible to police-citizen conflict.

34. The Police-Community Relations Unit should be reorganized, relocated in police headquarters as soon as possible, and expanded to include sections on Community Liaison, Public Information and Program Development.

35. The precincts should substantially improve and increase their community relations activities, with guidance and direction from an expanded Police-Community Relations Unit.

36. The Department should hold a series of public meetings in high-crime districts for the purpose of discussing police policies and practices, educating residents as to their responsibilities in law enforcement, encouraging them to accept those responsibilities, and increasing their understanding of a police officer's job and its problems. The Commission urges the public to recognize that effective law enforcement requires the full support of each citizen.

37. Investigation of citizen complaints of police misconduct should be conducted by the Internal Affairs Division of the Department.

38. The Complaint Review Board should be provided an Administrative Assistant and appropriate clerical support. The Board should order supplemental investigation of complaints by its staff where this is deemed appropriate.

39. Complaint forms should be readily available to citizens in precinct stations and other appropriate locations.

40. The Metropolitan Police Department and the Complaint Review Board should collaborate to provide for more expeditious processing and disposition of civilian complaints.

41. Wide publicity should be given to the decisions and opinions of the Board, and the Annual Report of the District Commissioners should detail the disposition of all formal citizen complaints of police misconduct. The Board should be regularly notified of dispositions of all cases originating from sworn citizens complaints.

THE DISTRICT OF COLUMBIA,
Washington, D.C., October 6, 1966.

Hon. ROBERT C. BYRD,
Chairman, Subcommittee on District of Columbia Appropriations,
U.S. Senate, Washington, D.C. 20510

DEAR SENATOR BYRD: Our transmittal of October 1, 1966, containing proposed restorations and amendments to the District of Columbia Budget, Fiscal Year 1967, included a request for funds in the amount of $150,000 to renovate space in the old District Court Building, 451 Indiana Avenue, N.W., for use of the Court of General Sessions (pages C–17 and C–22 of the transmittal). It has now been determined that the amount requested would be insufficient to meet the needs of the Court.

The request for $150,000 represented a very rough estimate of the cost of the work to be performed. Quite recently it developed, through discussions between representatives of the Court of General Sessions and the Department of Buildings and Grounds and a careful review of updated requirements, that the necessary renovations would be considerably in excess of those initially anticipated. To accommodate the requirements, it is estimated that $300,000 will be needed.

It is therefore requested that the estimate submitted to you on October 1, 1966, be increased from $150,000 to $300,000. Your favorable consideration of this request will be greatly appreciated.

Sincerely yours,

WALTER N. TOBRINER.
President, Board of Commissioners, District of Columbia.

U.S. HOUSE OF REPRESENTATIVES,
COMMITTEE ON THE DISTRICT OF COLUMBIA,
Washington, D.C., September 28, 1966.

Senator ROBERT C. BYRD,
U.S. Senate, Washington, D.C.

DEAR SENATOR BYRD: I am writing to call attention to the Old Georgetown Market Act approved September 21, 1966, a copy of which Public Law is attached.

You will note that the Act authorizes and directs the Board of Commissioners to preserve the Old Georgetown Market to operate and maintain it as a public market. This Act comes so late in the session that it is unlikely that the District Government will be able to transmit any recommendations regarding this property of the District of Columbia. It is my hope that your Subcommittee will find it possible to include an item in the pending appropriation bill in the amount of the funds authorized by the Act.

The matter is urgent because of the imminent displacement of the farmers and merchants from the K. Street Market which was sold by the D.C. Government last year for approximately $3 million with no provision for relocating the long time market tenants of the District of Columbia. The present contract between

the purchasers of the K Street Market and the occupants expires in January 1967. At best, the District Government must act expeditiously to make the necessary alterations and repairs to provide occupancy by the January date.

Since the Act of this Congress authorizes and directs the Commissioners to carry out the terms of that law, it would seem proper and reasonable that this item now be included in the appropriation bill.

Your attention and consideration of this will be greatly appreciated.

With kindest personal regards, I am,

Sincerely yours,

JOHN L. MCMILLAN,
Member of Congress, Chairman.

[Public Law 89-600, 89th Cong., H.R. 14205, Sept. 21, 1966]

AN ACT To declare the Old Georgetown Market a historic landmark and to require its preservation and continued use as a public market, and for other purposes

Be it enacted by the Senate and House of Representatives of the United States of America in Congress assembled, That the real property, together with all structures thereon on the date of enactment of this Act, described as lot 800, square 1186, of the District of Columbia, commonly known as the Old Georgetown Market, is hereby declared a historic landmark, and the Board of Commissioners of the District of Columbia are authorized and directed to preserve such property as a historic landmark and to operate and maintain it as a public market, except that the Board is authorized to enter into an agreement with the Secretary of the Interior to provide for the use of a portion of such property as a museum to be operated by the Secretary in connection with the Chesapeake and Ohio Canal. Such property shall not be used under authority of any provision of law for any purpose not provided in this Act, unless (1) such law is enacted after the date of enactment of this Act and (2) specifically authorizes such property to be used for such other purpose.

SEC. 2. For the purpose of carrying out the provisions of this Act, there are authorized to be appropriated to the District of Columbia such sums as may be necessary, but not to exceed in the aggregate, $150,000.

Approved September 21, 1966.

LEGISLATIVE HISTORY

House Report No. 1481 (Committee on the District of Columbia).
Senate Report No. 1531 (Committee on the District of Columbia).
Congressional Record:
Volume 112 (1966):
May 9: Considered and passed House.
August 29: Considered and passed Senate, amended.
September 7: House concurred in Senate amendment.

CONGRESS OF THE UNITED STATES,
HOUSE OF REPRESENTATIVES,
Washington, D.C., September 21, 1966.

HON. ROBERT C. BYRD,
U. S. Senate, Washington, D.C.

DEAR BOB: Pursuant to the telephone call which I made to your office the other day I wanted to communicate to you by writing to request your help in securing certain information for me regarding the proposed Fire Prevention Engineer for the Fire Prevention Division in the Office of the Fire Marshal, Fire Department, Washington, D.C.

These are the questions I would like to have answered:

1. What is the justification for the position?
2. How is he to be utilized?
   (*a*) Advisory?
   (*b*) Supervisory?
3. What is to be his authority?
4. Who is he responsible to?
5. Who is to be responsible to him?
6. How will he fit into the organizational functions of the Fire Prevention Division?
7. What equivalent rank will he assume?

8. Are there plans for him to replace a uniformed officer in the chain of command or in future promotions?

The last question is one in which I am particularly interested.

It is my frank opinion that this position is not needed, and that if such responsibility is required within the Department it can be achieved by appropriate training of an existing uniformed officer who had other training experience and skills upon which this kind of experience would be most suitably superimposed.

Unless there appears to be very clear justification for this kind of position, my personal feelings would be that it should be rejected by the Congress.

Unfortunately, I must call upon you for assistance in this matter because the whole affair came to my attention after the appropriation bill had passed the House. Had it been otherwise I might have opposed it on the Floor and had the position taken out as one which could well be left out of the appropriations.

I hope you can secure the information I ask and can help me on this matter.

With warm good wishes,

Sincerely yours,

JOHN D. DINGELL,
Member of Congress.

LAW OFFICES OF BROWN, GENN AND BROWN,
Washington, D. C., September 29, 1966.

HON. ROBERT C. BYRD,
U.S. Senator,
U.S. Capitol, Washington, D.C.

SIR: This will advise you that I am writing to you as chairman of the District of Columbia Committee of the U.S. Senate with respect to the District of Columbia appropriation for 1967 and more particularly, with respect to the Capital Outlay Project known as No. 10-165, which is the Capital Addition and Alteration to the Beers Elementary School located at Alabama Avenue and 36th Place, S.E., Washington, D.C.

The writer is the attorney for the home owners most directly affected by this particular project. Some five homes are about to be condemned and the families located therein dispossessed if this project should be continued within the budget.

My clients believe, as do I, that there are many alternatives far less expensive and far more desirable than the project as it now is planned.

My clients have just learned that this bill has passed the House of Representatives and that your committee is preparing to hold hearings, and it would be appreciated if you could advise if a representative of the home owners in this area would be called to testify concerning this single project, within the school budget.

I sincerely trust that you will let us have a reply at your earliest possible convenience.

Thanking you for your courtesy and aid in this matter, I remain,

Very truly yours,

BENJAMIN B. BROWN.

LAW OFFICES OF BROWN, GENN AND BROWN,
Washington, D.C., October 4, 1966.

TO THE HONORABLE SENATORS OF THE DISTRICT OF COLUMBIA APPROPRIATIONS SUBCOMMITTEE, *U.S. Senate, Washington, D.C.*

GENTLEMEN: The writer has been retained by the residents of the 2100 block of 36th Place, SE., Washington, D.C., who are most directly and adversely affected by the Planned Addition and Alteration to the Beers Elementary School, which is Project No. 10-165, located at Alabama Avenue SE. and 36th Place SE., Washington, D.C.

The matter has previously been considered by the House Subcommittee and passed ultimately by the House of Representatives.

The reason for this eleventh hour appeal is caused by the fact that the people whose homes would be taken for this Addition did not learn of this project until it was almost too late for them to have appeared and made any representations to the House Committee.

Listed in the estimates set forth by the District of Columbia Board of Education is the estimated cost of $187,000 for the acquisition of the site involved. First and most important, we must state to the Committee that this estimate is grossly inadequate for the type of homes that are involved herein.

The home owners who are now involved have lived in these homes for an average of approximately two years, most of them having recently purchased their homes and having paid substantial sums for the purchase of the homes and they have made substantial improvements since their purchase.

A study of the area discloses that the Park Service owns a park land directly behind the school, which park land can be acquired for the enlargement of the school, if the same is so essential, at a much more economical and satisfactory price. One of the objections of the School Board to the acquisition of this park land is that the same is located on a rise and that the land is not level. It is the belief of my clients that the levelling of the land behind the Beers Elementary School would be much cheaper to the District of Columbia tax payer than the acquisition of the five or six homes involved.

The houses which are in jeopardy of being condemned are all located on the eastern side of the 2100 block of 36th Place SE. This neighborhood is an integrated neighborhood occupied by people of moderate means and is an excellent example of the integration desired in the District of Columbia. The property pays and contributes to the District of Columbia in real estate taxes a sum in excess of $2000.00 which sum, of course, will no longer be paid if the property is condemned. The Beers School is located very close to the Maryland line and all the children who would attend the school would come from an area requiring them to cross the major thoroughfares of Pennsylvania Avenue SE., Alabama Avenue SE. and 38th Street SE., all of the foregoing being heavily travelled arterial highways.

There are in the opinion of the residents of this area many alternatives which are more advantageous to the school system of the District of Columbia and the children therein than the one planned by the School Board. The present increase in desk space is estimated to be 396 seats. It would appear that ultimately a new school would be necessary to cover the excess of students now attending in the area. This method is probably the most desirable. There is another method previously referred to in this letter such as taking the park land for the enlargement. There is also a public library located within a short city block of the area involved, and this could be considered by the School Board as an alternative. There is another alternative, such as increasing the height of the Beers Elementary School without expanding its size beyond its present boundaries. This, too, should have been thoroughly invesigated by the School Board before this plan was adopted.

The residents who are objecting to the expansion of the Beers Elementary School are parents of children of elementary school age and are certainly not objecting to the improvement of the District of Columbia school system. This, of course, is not their desire. However, they believe that his project is one that requires much more study than has gone into the present plans. There is no need to displace five or six families in order to enlarge an elementary school, particularly when there are alternatives which will not displace anyone and would be more beneficial to the school system.

It would appear to the writer that a further study is necessary to determine whether this expansion is reqiured and if so, whether the School Board has chosen the most economical and least disruptive method.

I would appreciate your placing this letter into the record and if possible, to permit a spokesman of the group to appear before your Committee at any time that is convenient to you to explain in great detail the objections outlined above.

If you believe that there is anything more that I can add with a direct conference with you, I would be most happy to bring with me residents of the area who will explain their objections to this expansion of the Beers Elementary School, at some time convenient to you, if it will aid you in making a judgment necessary for the satisfactory disposition of this problem.

Respectfully,

BENJAMIN S. BROWN.

QUESTIONS SUBMITTED BY CONGRESSMAN JOHN D. DINGELL.

Senator BYRD. Mr. Tobringer, I wish you would have the questions propounded by Congressman Dingell answered for the record.

(The questions and answers follow:)

1. What is the justification for the position?

Recent advances in the fields of chemistry, nuclear power and fire protection engineering have shown this program to be lacking in quali-

fied personnel to adequately appraise the hazards or to calculate the designs of special equipment in order to determine their adequacy for intended projects. This deficiency was noted by the rating officials in their last survey of this department. A qualified fire protection engineer is therefore requested for this purpose.

2. How is he to be utilized?
(a) Advisory?
(b) Supervisory?

The individual selected for this position will serve strictly in an advisory capacity.

3. What is to be his authority?

This position will assume no authority or command within the functions of the Fire Prevention Division or the Fire Department as a whole.

4. Who is he responsible to?

Directly responsible to the Deputy Fire Chief, Fire Prevention Division.

5. Who is to be responsible to him?

No one.

6. How will he fit into the organizational functions of the Fire Prevention Division?

This position will provide technical engineering advise to the Deputy Chief, Fire Prevention Division. It will have no other organizational function.

7. What equivalent rank will he assume?

This position is requested as a classified GS-11 and has no equivalent rank with officers appointed under the provisions of the Uniformed Act.

8. Are there plans for him to replace a uniformed officer in the chain of command or in future promotions?

Absolutely none. This is a highly technical engineering position which will remain purely as an advisory one to the Deputy Chief of the Fire Prevention Division. This type of engineering capability is not available within the ranks of the Uniformed Fire Fighting Force. The position is requested and will remain a classified position because of the engineering technicalities required.

Elementary Schools

Senator Byrd. I have received some justification materiel from Dr. Hansen, Superintendent of Schools, relating to the new elementary school at Lincoln Road and Douglass Street NE.; also for the Turner and Birney Elementary schools.

The information will be placed in the record at this point.

(The justification follows:)

Lincoln Road and Douglass Street NE. School

Question. Dr. Hansen, I understand there is an area in which the requirements have changed rather sharply since the budget estimates were submitted.

Answer. Yes, sir. This concerns project number 10-129, the new elementary school at Lincoln Road and Douglass Street, N.E.

The Fiscal Year 1967 Request which was presented to the House of Representatives was for site and planning funds for a 26 room building.

In the summer of 1966 more definite plans for the development of the St. Vincent's Orphanage property into low and medium income family housing were presented to the Board of Education and other agencies. The most recent estimate of elementary age pupils which this project will generate is 563 pupils. Developers have discussed with school officials other large projects which will substantially increase pupil enrollments. We estimate a Fiscal Year Enrollment of 6,465 pupils for Area 4. Our total capacity for Area 4, with the original 26 room school referred to above is 6,006 or a shortage of 459 seats. The new 8 room addition will accommodate 240 pupils to partially care for this shortage. The remaining seat shortage under present planning will be spread among the 7 schools located in this area. Additional funds in the amount of $33,000 will be required to augment the $100,000 requested for this purpose in these estimates.

Birney and Turner School Additions

ADDITIONAL JUSTIFICATION FOR ADDITIONS TO BIRNEY ELEMENTARY SCHOOL ADDITION, 10-197; TURNER ELEMENTARY SCHOOL ADDITION, 10-198

In Elementary Area No. 9 the presently authorized total capacity is 7170. If the Ketcham Elementary School Addition is approved, the total capacity will be 7,566. Our Fiscal Year 70 projection of elementary pupil enrollment in Area 9 is 9,220. Thus, the deficit will be 1,654 seats.

It is proposed to add 336 seat (12 rooms) to each of the Turner and Birney Elementary Schools. This will leave a remaining seat shortage of 982 seats. The Fiscal Year 1968 Budget will include a request for a new school in Fort Stanton Park to cover the deficit.

The September 22, 1966 Area 9 enrollment was 8,968.

PUBLIC WELFARE

Welfare and Foster Care Programs

Senator Byrd. The record will show at this point the responses of Mr. Donald Brewer, Director of Public Welfare, which relate to my questions on the foster care program and welfare recipients cost-of-living increases.

Welfare Recipients Cost-of-Living Increases

Question. Please submit the amount of money needed to implement a 13% across-the-board cost of living increase for Welfare recipients on a seven-month basis and justify this figure.

Answer. A total increase of $1,050,000 would be required to implement a 13% across-the-board cost of living increase on a seven-month basis. After deducting $600,000 to be realized in increased Federal Financial Participation and $200,000 approved by the House for increased clothing allowance, a net increase of $250,000 in local funds would be required.

Foster Care Program

Question. In regard to service and foster care payments, please give the following information: What are the increases in foster home board rates allowed by the House?

Answer. The house allowed $136,460 for a flat $5 a month increase in payments for children of all age groups in foster homes and private institutions. In addition, the House allowed $240,000 for a $20 a month service fee per foster home.

Question. Independent of the service fee, how will the District compete with surrounding areas if the increased board rate approved by the House applies?

Answer. Independent of the service fee, this increase would make the District of Columbia compare favorably with surrounding areas. As indicated by the following table, the basis upon which Board and Care payments are made vary from area to area:

District of Columbia

Regular foster homes:	
Infants to 6 months	$75
6 months through 5 years	65
6 years through 11 years	70
12 years and over	80
Regular institutions	120
Special institutions	240

Prince Georges County

Regular board rate and preadoptive care rate:	
Infants to 6 years	$59
6 to 12 years	65
12 years and older	79
Special care rate:	
Infants to 6 years	84
6 to 12 years	90
12 years and older	94

Montgomery County

Regular board rates:	
Infants to 6 years	$59
6 to 12 years	65
12 years and older	89
Special care rates:	
Infants to 6 years	75
6 to 12 years	89
12 years and older	103
Resident institution rate	150
Emergency care rate	100

Fairfax County

Basic foster care rate (all ages)	$55.00
Clothing allowance:	
1 to 5 years	5.00
6 to 8 years	8.00
9 to 11 years	9.00
12 to 18 years	14.00
Spending money:	
1st to 3d grade	.75
4th to 7th grade	1.50
Intermediate and high school	4.00
School supplies	.25

Arlington County

Regular board rate:	
Infants to 1 year	$53.00
1 to 12 years	50.00
12 to 21 years	56.00
Clothing allowance:	
1 to 5 years	6.00
6 to 12 years	12.00
13 to 21 years	15.00
Allowance:	
4 to 6 years	1.00
6 to 8 years	1.50
8 to 10 years	2.50
12 to 16 years	4.00
16 to 18 years	5.00
Special care rates	75.00

Alexandria, Va.

Regular board rate:	
Infants to 1 year	$55
1 to 5 years	63
6 to 12 years	65
13 years and over	72
Clothing:	
Infants to 1 year	3
1 to 5 years	8
6 to 12 years	8
13 years and over	13
Allowances:	
6 to 12 years	2
13 years and over	2

Baltimore, Md.

Regular care:	
Infants to 6 years	$50
Clothing	9
6 to 12 years	50
Clothing	15
12 years and over	60
Clothing	19
Emergency care (children committed by court) all ages	75
Special care (in local homes) for mentally retarded and physically handicapped: All ages	75
Initial clothing:	
Infants to 6 years	44
6 to 12 years	57
12 years and over	72

Question. Are some foster homes more difficult to secure for children than others?

Answer. Our experience has indicated that it is more difficult to find foster homes which will take children of different ages in the same family group. This often mitigates against our objective in placing siblings in the same foster home.

Question. If a sliding scale were applied with a maximum $20 service fee for foster homes would this enable the Department to not only place more children in foster homes but to also keep children in the same family together?

Answer. A sliding scale within a maximum service fee of $20 monthly for foster home would, we believe, encourage foster parents to accept more foster children and would appreciably improve our ability to keep children together as a family group in the same foster home placement.

Question. Would the sliding scale have certain advantages over the flat fee?

Answer. Since the service fee under the sliding scale will be based upon the number of children placed in a foster home up to a maximum of $20 monthly, it is believed that this arrangement would offer a greater incentive to foster parents to accept more children than would be the case if a flat service fee per foster home were used.

Question. What would be the cost of adopting the sliding scale as compared with the flat $20 fee per home?

Answer. The attached tabulation shows the cost of a proposed service fee of $5 for a foster home with only one child, $10 for two, $15 for three, and $20 for four or more.

	Number of children	Monthly service fee	Annual cost	7-month cost
1 child in a home	209	$5	$12,540	$7,315
2 children in a home	758	10	45,480	26,530
3 children in a home	510	15	30,600	17,850
4 children in a home	848	20	45,840	26,740
Total	2,325		134,460	78,435
Original request			240,000	240,000
Reduction from original estimate			105,540	161,565

(The statement referred to on p. 635 follows:)

STATEMENT OF MRS. WAYNE COY, CHAIRMAN, PUBLIC WELFARE ADVISORY COUNCIL

1967 BUDGET REQUEST

We of the Public Welfare Advisory Council believe that during this past year real strides have been made in our public welfare programs. With the help of the Congress and by fully utilizing federal funds available, increased efforts have been possible to keep families together and to help many of them gain independence. It is difficult to measure in statistics alone, but we believe that many of these measures, preventive in nature as they are, will prove to be investments for the future.

There continues, however, to be much more to be done. The problems of urban living, the scarcity of decent housing, the employment market with its increasing demands for special skills all contribute to those factors which result in dependency and social maladjustment.

Experience has shown that with training and services families can be helped. The Work Training program has demonstrated this since it was established about a year ago. 1,303 families and 4,170 children have been served. With help in handling the many problems these families have faced and with training and job counselling, 249 are now on full time employment following completion of training with average weekly earnings of $73.66 as compared to an average weekly training grant of $46.69. The Council has given particular attention to the evaluation of this program and considers it to be highly successful. Financed as a demonstration project fully by federal funds we are convinced that it must be gradually incorporated into the department's permanent program. We therefore strongly endorse the department's proposal to gear the program of temporary assistance for the unemployed into this program of job training and placement on a permanent basis by removing the current restrictions which limit eligibility to six months duration and the maximum grant to $200 per month. We make such a recommendation, however, on the basis that, as the plan requires, it be geared into a job training and placement program.

The Council this past year and a half has given long and careful study to the adequacy of the public assistance grants for those who are eligible and must for a variety of reasons and for various periods of time depend on public assistance. The most critical problem is that relating to allowances provided for shelter, which have not been altered since 1953. In its study of necessary revisions of this allowance the Council took into consideration a number of factors including not only the high rental levels in the District of Columbia, but also the lack of adequate decent housing particularly for larger families. Our studies show over 50% of our families are paying an average of 18% more than allowed in the grant. However, we did not consider that a flat increase of 18% would solve the problem since we wanted to insure that with increased allowances there would also be a guarantee of improved housing. Therefore the plan as presented in the budget provides for housing specialists to review the adequacy of housing in each case before rental allowances are increased and to provide assistance to families in finding better housing where this is indicated. This plan as presented in the budget was developed by the Department and approved by the Council and the Board of Commissioners. We strongly urge that funds be allowed for staff as requested so that this program can be initiated immediately.

Our particular concerns have remained constant:

1. We need more low cost, low rent housing, especially for large families. Nobody, at *any* rental, should live in the midst of vermin, without heat, or plumbing, or electricity, or privacy, or self-respect.

2. We need stimulation, public and private, for the reconditioning of every presently available domicile to meet code requirements. An assurance of a just rent and more Homemakers to work with AFDC mothers can go a long way in such stimulation.

Our new concern is that the two large tracts, government owned in the District and now available for development, might go for purposes other than the kind of housing so desperately needed by people without bargaining power or alternatives.

No head of a family, man or woman, can maintain his or her self-respect or pass it along to the children in the household if that family is forced to live in squalor and misery.

One of the most encouraging aspects of our work this past year has been the gradual and steady downward trend in the Junior Village population. At the end of fiscal year 1966 there were 595 children in care at this institution as compared to 805 the previous year. Increased staff in the Child Welfare Division, the Family Emergency Services Project in Child Welfare Division, the Crisis Assistance program, Temporary Assistance for the Unemployed, our Work Training program, and the twenty-four hour Shelter for the homeless have all contributed to this decline in population.

The proposed increase in foster home board rates and the proposal to establish group foster homes are also vital factors in this respect. We now have over 900 foster homes in operation. More of course are needed and particularly group homes where we can keep children of the same family together. The additional staff requested are also essential to permit us to continue this expansion. Addi-

tional funds for day care and homemaker services will give us additional help in keeping families from being disrupted.

We are convinced that if these programs can be maintained and expanded this population can be further reduced. But a look at the reasons for admission to Junior Village as tabulated by the Department, and available to you, is convincing evidence that Junior Village cannot in the foreseeable future be converted to other purposes. Approximately 50% of those children admitted from October, 1965, through February, 1966, will probably never have a home to which they could return safely. These children have been abused, deserted, or wholly without parental supervision or care.

No one regrets this more than the Department of Public Welfare and its Child Welfare Division. Planning for these children can only be based on the realistic acceptance of the inevitable and said necessity of providing substitutes for such inadequacies. While plans are being worked out for these youngsters, every opportunity must be seized to stimulate, educate and nurture them with tender loving care.

Junior Village should have its own school for the small and lost. Operation Head Start at the Village has given convincing proof that these children respond in a most gratifying way. These are our most deprived children. Their early schooling should be geared to their extraordinary needs with especially sensitive teachers, small classes, special equipment—and not in makeshift facilities. The Council asks you to reinstate funds for this school in the amount of $950,000.

In conclusion, we believe strides are being made toward an attack on the fundamental cause effecting dependency. The Council, as citizens of the District of Columbia, are committed to continued review and careful scrutiny of all aspects of our Public Welfare program. We endorse the Department's Budget requests totally and appreciate the careful consideration the Congress has given to these requests.

Conclusion of Hearing

Senator Byrd. The hearing is hereby adjourned.

(Whereupon, at 9:05 p.m., Thursday, October 6, 1966, the hearing was concluded and the subcommittee recessed subject to call of the Chair.)

CITIZEN WITNESSES

	Page
A	
Anthony, Lewis M	743
B	
Baisinger, Mrs. Grace	711
Barth, Mrs. Alan (Adrienne)	721
Basky, Mrs. Mayo Du	706
Beatley, Paul F	751
Bickerdyke, Mrs. Adelene M	805
Brown, Benjamin B	827
Bucher, William M	668
Bunting, Frederick H	831
Burns, Isaac	823
Burns, Maggie	823
Butts, James	635
Byrd, Mrs. Mary	653
C	
Carter, Roy A	764
Coy, Mrs. Wayne	633
Crosby, David P	764
Culver, Miss Wave Elaine	757
D	
Donald, Miss Barbara	656
Dyson, Cynthia A	705
E	
Edelman, John W	658
Edwards, Adolphe J	791
Eldridge, Ethel T	829
England, Jonathan	715
F	
Farr, Mrs. Janet Sharon	667
Ferrell, Mrs. Barbara	821
Fisher, Mrs. Rosaline	661
Frain, George	794
G	
Galloway, Lilia M	822
Gesell, Gerhard A	824
Goodloe, Don B	726
Gray, Rev. Walter A	732
Griffith, Miss Elizabeth D	766
H	
Haworth, Dr. Ellis	673, 829
Healy, John	770
Hogan, Harry	717
Holly, Norman E	762
Horn, Mrs. Etta Mae	670
Hutchinson, Dr. Carell	677
I	
Immer, John R	814

J

Page

Johnson, Myles M. 878

L

Lake, Catherine 823
Lamensdorf, Rolland G 781
Lynn, Mrs. Dorothy 742

M

Mayfield, Mrs. Richard 641
Mays, Mrs. Bibiana 720
McIntosh, William F 773
McKill, Ruth 824
McLean, Mrs. Annie 642
Mensh, Sidney Z 820
Mobley, Annette 822
Monroe, John H 828
Morse, Warren W 803
Mosely, Mrs. Mildred 734

N

Nevius, John 864
Newburg, Bernard M 730
Newman, Mrs. Yale 739
Nickens, Dorothy 823
Norwood, William K 780

P

Perry, Mrs. Carroll 632
Prahinski, Theodore 786

R

Reardon, Marie 824
Reed, Bishop Marie 746
Reeves, Jesse L 631
Robinson, Mrs. Florence A 769
Roots, Nelson C 816, 834

S

Schwartz, Mrs. Anthony 809
Schull, Mrs. David 651
Shell, J. Theus 775
Smollar, Mrs. Eleanor B 826
Spalding, Mrs. Hobart A 819
Sparrow, Rev. Cleveland B 748
Striar, Mrs. Robert 739

T

Taylor, Dorothy 822
Trask, Alfred S 777
Turner, J. C 811

W

Wallick, Franklin 704
Washburn, Wilcomb E 713
Winter, Nadine P 745
Worris, Maria Lenore 788
Wright, Henrietta S 825

CITIZENS ASSOCIATIONS AND OTHER REPRESENTATIVE GROUPS

A

Page

Action Committee for District of Columbia School Libraries 721
Adams-Morgan Community Council 746
American Federation of Teachers, Local 6 726
American University Park Citizens Association 777
Anne Beers School PTA 825
Area V Council of the District of Columbia Congress of PTA's 713

B

Barry Farms Welfare Movement and Citywide Welfare Alliance of Washington 670
Benjamin Orr Elementary School Legislative Committee 705
Ben W. Murch Elementary School 739
Brookland Neighbors, Transportation Committee 788

C

Capitol Hill Restoration Society and the Capitol Hill Community Council 751
Capitol Hill Southeast Citizens Association 805
Chevy Chase Citizens Association, Parks and Playgrounds Committee 773
Chevy Chase Community Council 770
Children's Hospital, District of Columbia 824
Civic Affairs Committee of the Association of Oldest Inhabitants of the District of Columbia 780
Connecticut Avenue Citizens Association 828

D

District of Columbia Appropriations Subcommittee, Committee of 100 on the Federal City 831
District of Columbia Citizens for Better Public Education, Inc 720, 826
District of Columbia Congress of PTA's 769
District of Columbia Congress of Parents & Teachers Associations, Legislative Committee 673
District of Columbia Education Association 766
District of Columbia Federation of Civic Associations 816, 834
District of Columbia Health and Welfare Council 864

F

Family and Child Services of District of Columbia, Board of Trustees 656
Far East Neighborhood Advisory Council 748
Federation of Citizens Association of the District of Columbia 814
Fort Reno Community Council 781
Friendship Citizens Association 829

G

Georgetown Children's House 641
Government Workers Union, Local 1 662
Government Workers Union, Local 1, American Federation of State, County, and Municipal Employees, AFL–CIO 803
Greater Washington Central Labor Council, AFL–CIO .....
Group of Private Citizens, in Opposition to the Expansion of Hine Junior High School 730

H

	Page
Health and Welfare, the Democratic Central Committee	745
Home and School Associations, Legislation Coordinating Committee	717
Hospital Council of the National Capital Area, Inc	668
House Staff Organization Freedmen's Hospital	689
House Staff Organization of District of Columbia General Hospital	677

I

Independent Citizens of Adam-Morgan	794
Institute of Church and Society, Council of Churches of Greater Washington	651

K

Ketcham School PTA, Area 4–B Council	706

L

League for Universal Justice and Goodwill	732
League of Women Voters of the District of Columbia	809

M

Mount Pleasant Neighbors Association	762

N

National Association of Social Workers, Metropolitan Washington Chapter	635
National Capital Area Child Day Care Association, Inc	820
National Congress of Parents and Teachers, National Legislative Action Committee	711
National Council of Senior Citizens, Inc	658
Neighborhood Development Center, Cardozo Area	653
North Michigan Park Civic Association	829
Northwest Settlement House	661

P

Prince Hall Grand Masonic Lodge, F. & A.M	764
Public Welfare Advisory Committee on Day Care	632
Public Welfare Advisory Council, District of Columbia Department of Public Welfare	633

S

Shaw Junior High School, Legislative Committee	742
Shepherd Elementary School, PTA	704
Shepherd Park Citizens Association of District of Columbia	786
South Manor Neighborhood Association	791

T

Travelers Aid Society, Washington, D.C	816

U

United Planning Organization, Welfare Committee, Neighborhood Development Center No. 3	642
University Neighborhoods Council, Education Committee	734

W

Washington Home for Incurables	667
Woodrow Wilson High School Home & School Association	715

DISTRICT AND GOVERNMENT WITNESSES

A

Page

Airis, Thomas F.... 131–133, 1019–1024, 1030–1031, 1042–1045, 1048–1050, 1052
Arata, Clarence A.... 845–847

B

Blaser, James A.... 969, 1111–1113
Bowman, Addison.... 205–206
Brewer, Donald D.... 12, 156, 258–263, 311–327, 409, 455, 459, 465

C

Carr, Edward R.... 845–848
Carroll, Dr. Joseph M.... 569–571, 602
Cole, Joseph H.... 139–142, 144–149, 613–618, 624–628
Collins, Richard.... 857–859
Coonley, Col. Dean E.... 892

D

DeWitt, Joseph.... 857–858
Duke, Brig. Gen. C. M.... 16, 111, 127, 131, 148, 875–876, 880–882, 884–885, 888–890, 1027–1031, 1043–1047, 1049, 1052–1053, 1112–1113
Duncan, Hon. John B.... 138

E

Eastman, Samuel T.... 842–845

F

Fry, David H.... 972–973

G

Galotta, Henry A.... 1057–1058
Galvin, William R.... 311–320, 540, 548, 549
Grant, Albert A.... 875
Grant, Dr. Murray.... 917, 921–922, 925–935, 940, 943–950, 952–954, 956–959, 965–966, 968–969, 972–973
Greene, Charles T.... 863–864

H

Hansen, Dr. Carl F.... 136, 137, 556–592, 599
Harris, Ruth Bates.... 869–872
Henry, Leroy.... 892
Herman, D. P.... 2, 10–12, 115, 117, 129–130, 157–158, 170, 196, 199, 203, 248, 626. 851–853, 858, 886, 969, 1102, 1111.
Hubbard, Henry F.... 855

J

Jordon, Albert F.... 859–861

K

Kinney, R. Donald.... 250–251
Kneipp, Robert F.... 922, 926
Korman, Milton D.... 173–180, 183

L

Page

Layton, Chief John B 133, 1059–1060, 1064–1070, 1072–1088, 1090, 1091, 1094–1105
Lemmon, Lawrence C 616
Lombard, Edward P 860
Lowe, Schuyler ..... 114, 123, 130, 135, 136, 138, 148, 155, 156, 158, 159, 843, 850, 855, 866, 881, 922, 928, 935, 973, 1053, 1058, 1085, 1092–1093, 1111.

M

Malone, Owen J 1010
McCallister, James L 196, 850–855, 930, 1110–1112
McCarter, Walter J 1005–1011
Miller, Hon. Morris 184–188
Molleur, Richard 199–202

N

Nelson, Ray 211, 212, 213, 222

O

Orndorff, Roy L 883–888

P

Peterson, Harry N 981–993
Pierson, Norman W 996–998, 1003–1004

R

Ridley, Peter S 865–866
Robb, Roger 203–207

S

Sard, Thomas 151, 210–214, 220–223, 241, 242, 248, 950–952
Scheiber, Walter A 874–876
Seideman, Richard R 862–863
Smith, John Lewis, Jr 193–197

T

Tobriner, Hon. Walter N ..... 2–6, 8–18, 22–26, 72, 105–106, 108–115, 117, 123, 128–131, 135–139, 149–156, 158, 161, 165, 166, 171, 180–182, 326–327, 1058, 1092–1093, 1112–1113.
Tomey, J. Neal 1010

W

Watt, Dan M 890–891
Wilson, Inspector Jerry V 1073–1074, 1100–1101
Woodson, Granville W 599–606

INDEX

A

Page

Administration of insurance laws:
- Amendment request and justification ... 859
- Rental of space ... 852

Administration of parole laws: Restoration and amendment requests and justifications ... 855–858

Administration of wage, safety, and hour laws: Restoration request and justification ... 861–864

Alcoholism:
- Alcoholism commitment information ... 152–153
- Authorization to provide treatment outside the District ... 15
- Construction of facility for care and treatment ... 15, 112–113
- Temporary utilization of Occoquan facilities ... 15
- Treatment of alcoholics ... 153–154, 947–951, 968–969

B

Budget requests ... 3
- History of increase ... 24
- Percent of total budget, salaries and related expenses ... 158

Buildings and grounds:
- Capital outlay:
  - Modification of building to provide space for new judges ... 1112–1113
  - Municipal Center area ... 1110
  - New District Court Building ... 1109
  - Old Georgetown Market ... 1119
  - Preliminary survey for west administration buildings ... 1107–1109
  - Restoration and amendment requests and justifications ... 1107–1110
- Expenditures, fiscal year 1966 ... 970–971

C

Capital outlay ... 3
- Loans for capital outlay ... 169
- Public schools ... 109
- Rail rapid transit development ... 109–110

Corporation Counsel, Office of:
- Authorized positions ... 175
- Backlog of work ... 176
- Delay in filling position of Corporation Counsel ... 180–182
- Editorial endorsing appointment of Milton Korman to position of Corporation Counsel ... 181
- Recruitment of new employees ... 177
- Restoration and amendment requested and justifications ... 171–175
- Vacancies ... 176

Corrections, Department of:
- Crime among the well to do ... 238–239
- Handling the violent ... 237–238
- New theory of rehabilitation ... 212, 213
- Part-time student assistants program ... 211, 212
- Prerelease Guidance Center ... 210–220
- Prisons that breed crime ... 241
- Restoration and amendment requests and justifications ... 207–210
- The Prisoner Rehabilitation Act of 1965 ... 227–232
- Work for older prisoners ... 237
- Work release program ... 220–227, 231–236, 241–248

Cost reduction: Cost-cutting programs and economies resulting therefrom ... 162–165

69-796—66——72

Page

Council on Human Relations:
Authorized staff ... 870
Restoration and amendment requests and justifications ... 867–873
Court of General Sessions ... 15
Amendments and justifications ... 188–195
Construction study ... 17
Leasing of space ... 196–197
Receipts from fees, fines, and forfeitures ... 193
Revenue from marriage licensing ... 196

D

District of Columbia Bail Agency:
Bail Reform Act of 1966 ... 199
Ford Foundation and Meyer grants ... 202
Impartial reporting ... 201
Positions requested ... 199
Recruitment of personnel ... 200
Salaries of interviewers ... 201–202
Supplemental request ... 198
District of Columbia National Guard: Amendment and justification ... 891–892
District of Columbia Stadium:
Borrowing from Treasury ... 108
Construction bonds ... 105–107
History ... 106
Proposed utilization ... 106
Report on review of change orders and other matters relating to the construction ... 73–105
Report to Congress by Comptroller General of the United States ... 72–73

E

Executive Office:
Public Affairs Office:
Amendment and justification ... 839
Committee staff in other cities ... 844
Washington Convention and Visitor's Bureau ... 840–841

F

Federal and private funds:
Auditing function ... 156
Consolidated funding basis ... 17
Federal grant programs ... 18, 155
Grant estimate, 1967 ... 22
Highway beautification program ... 132
Hospital insurance program ... 23
Medical program for needy children ... 23
Private grants to District of Columbia ... 165–166
Summer programs ... 22, 155
Federal payment and loans ... 1–2, 9–10
Federal loans ... 168–169
Percentage of Federal payment to the general fund ... 129, 167
Filing and recording property and corporation papers: Amendment and justification ... 864–867
Fire Department:
Capital outlay: Engine Company No. 6 and Truck Company No. 4 replacement ... 1057–1058
Rating of Department ... 1058
Restoration and justification ... 1056–1057

G

General Administration, Department of:
Employee's disability compensation ... 855
Rental of space ... 850–854
Restoration and amendment request and justifications ... 848–850
General fund ... 2, 4, 5

H

Highways and Traffic, Department of: Page
Beautification program 132
Capital outlay:
Center leg, Inner Loop Freeway 1014
Displacement of families 1042–1045
East Leg, Inner Loop Freeway 1017
Effects of the Interstate Highway program 1026
Highway planning, programing, and research 131, 1013
Highway and rail rapid transit program 1052–1053
L Street NW., New Hampshire Avenue to Pennsylvania Avenue 1016
Northeast-North Central Freeway 1016
North leg, central section, Inner Loop Freeway 1016
Projects under development 1046
Relocation problem 1053–1056
Southern Avenue SE., Pennsylvania Avenue to South Capitol Street 1017–1018
Statement of agreement relative to implementation of freeway program in District of Columbia and Virginia 1024–1026
Street improvements and extensions (partial) 1014–1016
Ninth Street Expressway 1017
Fourteenth Street NW., Monroe Street to Colorado Avenue 1017
Fourteenth Street Bridge replacement 1013
Restoration request and justification 1018–1023
Snow equipment 16
Statement of director 1019–1023
Traffic count statistics, Potomac River Bridge 1031–1033
Vehicle volume 1034–1041
Highway fund 10, 170
House allowance 4

J

Juvenile Court 13
Amendment request and justification 184–188

L

Legal Aid Society:
Caseload 204–205
Foundation grants 205
Increase in workload 206
Statement of chairman of the board of the Legal Aid Agency 203
Licenses and Inspections, Department of 13
Restoration request and justification 249–251
Space rental 850–852

M

Medicare:
Hospital insurance program 23
Medicare Act 23
Metropolitan Police Department:
Air-conditioning cars 1100–1101
Authority for Commissioners' appointment of "Citizens Committee on the Eleventh Precinct" and expenditures for reporting services 1093–1094
Canine Corps 1086
Cardozo Area Juvenile project 1072
Communications system 1080
Crimes and criminal statistics 1060–1064
Federal grants received 1070–1073
Investigation of citizen complaints against police officers 1081
Morale 1012–1105
Operating expenses 1059
Planning unit 1082
Police computer network 1074
Policewomen 1080
Policy regulation—courtesy 1087–1090

Page
Metropolitan Police Department—Continued
President's Commission on Crime in District of Columbia 1092
Protection of bus drivers 1094–1096
Public disturbances 1064–1069
Racial makeup of force 1083–1084
Ratio of policemen to population 1099
Recommendations of President's Commission on Crime in District of Columbia 1079
Recruiting candidates 1079–1080, 1083
Salary scale 1099
School crossing guards 1097
Statement of Chief of Police 1059
Summer youth employment program 1073
Tactical force 1077–1078, 1081
Training in human relations 1081
Vacancies in force 1085
Vehicles and scooters purchased under Federal grants 1074
Violence in the 14th Precinct 1096–1097
Walkie-talkie and footman radios 1075–1077
Metropolitan Washington Council of Governments 873–876

N

National Capital Transportation Agency 10–11
Biographical summary of Walter J. McCarter 1008–1009
Construction cost increases 1010–1012
Restoration request and justification 1004
Statement of Administrator 1005–1008

O

Operating expenses 3
Increases 24
Mandatory costs 117

P

Population, District of Columbia 135
Positions:
Abolishment 130
Allowance on 6-month basis 5
Authorized 1961–66 130
Increases requested 12
Moneys lapsed as result of vacancies 157
Number of authorized 17
Racial composition of employees 158
Restoration cost 115
Vacancies 130
Public Health:
Alcoholics Rehabilitation Act, Public Law 80–347 923–925
Authorized positions and vacancies 944–945
Birth-control program 918, 926–943
Capital Outlay:
Electrical distribution system, Glenn Dale Hospital 967–968
Facility for Alcoholics, District of Columbia General Hospital 968
District of Columbia General Hospital 954
District of Columbia Code, section 24–506 925–926
Drug control 965
Grant for detoxification unit for alcoholics 952–953
Laboratory pesticide program 943–944
Mental health clinics 972–973
Nonpaying hospital patients 954–958
Priority listings of items in restoration request 945–946
Restoration and amendment and justifications 12, 112, 895–921
Statement of Director 917–921
Vandalism 965–967
Venereal disease 958–964

Public Library:
Capital Outlay:
Page
Air conditioning for branches 991–993
Letter from Senator Bible 993
Restoration and justification 974–981, 984–991
Statement of Director 981–984
Public schools 12
Ability grouping in school systems of other jurisdictions 628–630
Assessment for sites 123
Busing of students 574–576
Capital outlay:
Benning Elementary School addition 738
Browne Junior School addition 725
Congress Heights Elementary School replacement 598–601
Consolidation of Southeast elementary schools 603–604
Deal Junior High School addition 724
Effect of Vietnam on building construction 604–605
Garnet-Patterson Junior High School alterations 726
Hine Junior High School addition 723
Morgan Elementary School replacement 738
New elementary school, Lincoln Road and Douglas Street NE 723
New elementary school, Nichols Avenue and Chesapeake Street SW 598
New elementary school, 7th and Webster Streets NW 597
New school for severely mentally retarded 601–602
Nichols Avenue Elementary School replacement (Savoy) 597, 600
Payne Elementary School addition 725
Randle Highlands Elementary School addition 599
Randle Junior High School addition 725
School building costs in metropolitan area 606
Shadd Elementary School addition 724
Sharpe Health addition and alterations 724
Shaw Junior High School 603
Shepherd Elementary School addition 725
Site acquisition and relocation problems 605
Springarm-Phelps Stadium 726
Status of sites for fiscal year 1967 projects for which planning funds are being requested 607
Summary of building construction 722
Turner Elementary School addition 738
Tyler Elementary School addition 598, 600
Warehouse addition 596
Wilson High School addition and alteration 596
Counselors 568
Educational supervision and instruction 111
Elementary school library service 568
Improvement of educational services 557–559
Increased cost of construction 17
Mentally retarded pupils 582
Military science program 565
Population, school 576–577
Position restoration 111
Pupil personnel services 569–571
Pupil-teacher ratio 578–579
Recruitment of teachers 136, 137, 579–580
Requests and justifications 549–556
Restoration and amendment 560, 592
Statement of president, Board of Education 557
Student pregnancy 608
Teachers College 583
Team teaching 629
Temporary teachers 581–582
Track system 586–591
Vacancies 137
Volunteer parent participation 567
Window breakage 583

Page

Public Welfare 12
APTD audit review 283–287
A review of housing for low-income groups in the District of Columbia for the District of Columbia Public Welfare Council 329–378
Backlog of cases, etc 311–315
Capital outlay restorations 321
Caseload 156, 305, 318, 320, 377, 483, 512
Clothing allowance 378
Clothing, loss of 262
Demonstrations, outbreaks, etc 325–327, 409, 448
Evaluation unit 380, 381
Food allowance 378
Housing for low-income groups in the District of Columbia, a review for Public Welfare Advisory Council 329–378
Housing improvement of public assistance recipients 364–377
Ineligible recipients and overpayments 313, 322, 381–396, 402–405, 540–548
Intake review activity, AFDC, GPA 265–282, 288–302
Investigations and collections 263–265, 539
Junior Village 407–408
OIC–AFDC audit review 303–311, 317
Public Assistance Division delay 313
Public Assistance Division handbook 405–406, 544–548
Quality control unit 380, 381, 397–402
Questions by Senator Byrd, answers to 328–408
Racial characteristics 318
Recruitment of investigators 317–319
Referrals of applicants 407
Rental allowances 328–378
Restoration requested and amendment and justifications 253–262
Salary of social workers 378–379
Statement of Director of Department of Public Welfare 258–259
Temporary assistance program (TAFUP) 322–325, 379
Vacancies 405

R

Recreation Department 13
Anacostia recreation area 625
Capitol outlay:
Arboretum Playground 619
Brentwood Park recreation area 621
Chevy Chase Community Center 623
Langdon Park Playground and swimming pool 618
North Michigan Park Playground 617, 624
Powell Playground 620
Restoration and amendment request and justification 617
Wheatley Playground 622
Evening operation 14, 23, 114, 115
Restoration and amendment request and justification 609
Swimming pool operation:
Night-lighted facilities 142–143
Vandalism 141, 145
Vandalism 616
Watergate concerts and Sylvan Theater 624
Reserve for estimated contingencies 4, 19, 157
Restoration requests and amendments 1, 2, 3, 9, 11, 14, 117, 131, 167
Revenues:
Increases 26
Legislation 1, 2, 3, 5
Loans 127

S

Sanitary Engineering, Department of 14
Capital outlay:
Northwest Sanitation Garage 886
Storm and relief sewers in advance of interstate highway paving 886–887
Mechanization of street cleaning 884–886
Restoration request and justification 882–883

Page
Shaw Junior High School 11
Summer programs 22, 115

T

Tables:
Abolished positions, 1961–67 130
Actual offenses reported by unit—fiscal year 1966 (Metropolitan Police) 1061–1064
AFDC/GPA intake review, July–December 1965 269–282
AFDC/GPA intake review, April–June 1965 291–302
Analysis of welfare overpayments reported in July 1965 381–393
Assessed value of exempt property in the District in fiscal years 1965, 1966, and 1967 129
Authorized federally funded positions, fiscal year 1966 480
Authorized positions 1961–66 and estimate for 1967 130
Authorized positions and vacancies, fiscal year 1966 (Public Welfare) 479, 581
Average number of cases receiving assistance, per month, by category, fiscal years 1957–66 484
Basic staff coverage needed for a population of 850 to 579 at Junior Village 408
Cases in Juvenile Court, fiscal years 1964, 1965, 1966—Born out of wedlock cases 535
Cases in Juvenile Court, fiscal years 1964, 1965, 1966—Nonsupport cases 536
Comparison of revenue estimates included in budget for 1967 with revisions of July 25, 1966, and September 30, 1966 6–7
Cost of glazing] (public schools) 1942–65 583
Daily average population of institutions and populations at end of year by race and by sex, fiscal year 1963–66 483
District government employment figures by departments and agencies:
June 30, 1965 159
June 30, 1964 160
June 30, 1963 161
District of Columbia—Total population 136
Estimated cost of additional positions requested in appeal 116
Estimated financial status, fiscal year 1956 ..... 34–35, 168, 170
Expenditures for public assistance from State and local funds, fiscal year 1965 511
Federal grants to the District of Columbia 65–70
Gonorrhea morbidity by race, cases, and rate, selected cities over 500,000 population, fiscal year 1964–66 960
History of individuals removed from public assistance rolls 999–1002
Holiday and overtime pay, fiscal years 1965 and 1966 (Public Welfare) 478
Illegal entries in District of Columbia public schools for fiscal year 1965 584
John F. Kennedy Playground attendance, fiscal year 1966 616
Number of psychiatrists, clinical psychologists, psychiatric social workers, school psychologists, school social workers, and pupil personnel workers, 1953–54 to 1965–66 571
Number of severely mentally retarded pupils on waiting list for admission, number enrolled, and number of classes in October for the years indicated 582
Official 6-week membership by level and by race, October 1961–October 1965 577
Part 1 and part 2 offenses and crime clearance, Metropolitan Police Department 449–454
Percentage of Federal payment to the general fund 129
Percent of indigent inpatient days at contract hospitals and percent of indigent days paid by District of Columbia Department of Public Health 955
Private grants to the District of Columbia 165–166
Program for housing improvement of public assistance recipients 364–377
Proportion of population receiving public assistance (recipient rates) in the United States, December 1965 510

Tables—Continued
Page
Public assistance cases rehabilitated by Department of Vocational Rehabilitation during fiscal year 1965, status as of June 1966 484
Pupil membership in regular day schools on September 22, 1966, compared with September 25, 1965, by schools and school levels 603
Reconciliation of Federal grants to the District of Columbia for fiscal year 1966 as shown in the 1966 and 1967 budgets 19–21
Resident illegitimate live births by age of mother, District of Columbia, 1965–66 608
Statement of expenditures on fiscal year 1966 appropriation for plans and specifications, Department of Buildings and Grounds, period ending September 23, 1966 970–971
Statement of revenues of the general, highway (regular account), highway (motor vehicle parking account), water, sanitary sewage works, and metropolitan area sewage works fund of the District of Columbia showing actual revenues for 9 fiscal years and estimates for the budget year 62–64
Statistical data—Burial of indigents 537–539
Summary of authorized positions, 1961–66 and 1967 increases requested 60–61
Summary of District of Columbia 1967 budget estimates 27–33
Summary of social worker positions authorized 1966 (Public Welfare) 482
Syphilis morbidity, primary and secondary stages by race, cases and rate—Selected cities over 500,000 population, fiscal years 1964–66 961
Tables included in explanations and reports on rental allowances 328–378
Tables of special programs submitted by Public Welfare 459–464
Total public housing program of National Capital Housing Authority, August 1966—Projects under management 1047
Twenty-four-hour traffic comparison, weekday, Saturday, and Sunday, Central Potomac River Crossing 1040–1041
Vacancy report as of August 31, 1966 71
Various tables on investigations and collections 526–534
Various tables with data on public assistance cases 484–501, 505
Various tables with data on public assistance grants 501–502
Various tables with data on recipients and payments to recipients, by State, June 1966 503–509
Vehicle volume summary, District of Columbia, Department of Highways and Traffic 1034–1039
Venereal disease cases and case rates by stage and disease, District of Columbia, fiscal years 1957–66 962–964
Voluntary reductions in House allowance based on 6-month availability—New positions only, fiscal year 1967 36–59
Taxes:
Anticipated 1968 increase 8
Comparison of assessment and appraisal processes in estimating market value of real estate 124–127
Income tax 8, 121–122, 135–136
Other taxes 120–123
Property taxes 117–119
Real estate and assessment rates 117
Sales and gross receipts 119
Taxes for 1967 8
Tax exempt property 128
Total tax increase 9

U

United Planning Organization: Correspondence between Senator Byrd and Secretary of Labor, Secretary of Health, Education and Welfare, U.S. Office of Economic Opportunity, and Commissioner Tobriner 455–459

V

Vocational Rehabilitation, Department of 13
Restoration request and justification 993–1004

W

Page
Washington Aqueduct: Amendment request and justification 889–891
Washington Metropolitan Area Transit Authority 16, 876–882

○

INDEX

W

Page
Washington Arsenal: Ammunition required and installation 850–851
Washington Metropolitan Area Transit Authority 16, 878–883