

S. HRG. 109-301, PT. 1

Senate Hearings

Before the Committee on Appropriations

Department of Defense Appropriations

Fiscal Year 2007

109th CONGRESS, SECOND SESSION

PART 1

JUSTIFICATIONS
DEPARTMENT OF DEFENSE

Department of Defense Appropriations, 2007—Part 1

DEPARTMENT OF DEFENSE APPROPRIATIONS FOR FISCAL YEAR 2007

HEARINGS

BEFORE A
SUBCOMMITTEE OF THE
COMMITTEE ON APPROPRIATIONS
UNITED STATES SENATE
ONE HUNDRED NINTH CONGRESS
SECOND SESSION

PART 1

JUSTIFICATIONS

Department of Defense

Printed for the use of the Committee on Appropriations



Available via the World Wide Web: <http://www.gpoaccess.gov/congress/index.html>

U.S. GOVERNMENT PRINTING OFFICE

25-747 PDF

WASHINGTON : 2006

For sale by the Superintendent of Documents, U.S. Government Printing Office
Internet: bookstore.gpo.gov Phone: toll free (866) 512-1800; DC area (202) 512-1800
Fax: (202) 512-2250 Mail: Stop SSOP, Washington, DC 20402-0001

COMMITTEE ON APPROPRIATIONS

THAD COCHRAN, Mississippi, *Chairman*

TED STEVENS, Alaska	ROBERT C. BYRD, West Virginia
ARLEN SPECTER, Pennsylvania	DANIEL K. INOUE, Hawaii
PETE V. DOMENICI, New Mexico	PATRICK J. LEAHY, Vermont
CHRISTOPHER S. BOND, Missouri	TOM HARKIN, Iowa
MITCH McCONNELL, Kentucky	BARBARA A. MIKULSKI, Maryland
CONRAD BURNS, Montana	HARRY REID, Nevada
RICHARD C. SHELBY, Alabama	HERB KOHL, Wisconsin
JUDD GREGG, New Hampshire	PATTY MURRAY, Washington
ROBERT F. BENNETT, Utah	BYRON L. DORGAN, North Dakota
LARRY CRAIG, Idaho	DIANNE FEINSTEIN, California
KAY BAILEY HUTCHISON, Texas	RICHARD J. DURBIN, Illinois
MIKE DEWINE, Ohio	TIM JOHNSON, South Dakota
SAM BROWNBACK, Kansas	MARY L. LANDRIEU, Louisiana
WAYNE ALLARD, Colorado	

J. KEITH KENNEDY, *Staff Director*
TERRENCE E. SAUVAIN, *Minority Staff Director*

SUBCOMMITTEE ON DEFENSE

TED STEVENS, Alaska, *Chairman*

THAD COCHRAN, Mississippi	DANIEL K. INOUE, Hawaii
ARLEN SPECTER, Pennsylvania	ROBERT C. BYRD, West Virginia
PETE V. DOMENICI, New Mexico	PATRICK J. LEAHY, Vermont
CHRISTOPHER S. BOND, Missouri	TOM HARKIN, Iowa
MITCH McCONNELL, Kentucky	BYRON L. DORGAN, North Dakota
RICHARD C. SHELBY, Alabama	RICHARD J. DURBIN, Illinois
JUDD GREGG, New Hampshire	HARRY REID, Nevada
KAY BAILEY HUTCHISON, Texas	DIANNE FEINSTEIN, California
CONRAD BURNS, Montana	BARBARA A. MIKULSKI, Maryland

Professional Staff

SID ASHWORTH
JENNIFER CHARTRAND
ALYCIA FARRELL
MARK HAALAND
KATE KAUFER
MAZIE R. MATTSON
ELLEN MALDONADO
BRIAN POTTS
BRIAN WILSON
CHARLES J. HOUY (*Minority*)
NICOLE DI RESTA (*Minority*)
BETSY SCHMID (*Minority*)
KATE FITZPATRICK (*Minority*)

Administrative Support

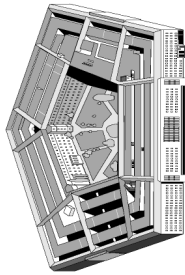
JANELLE TREON

CONTENTS

DEPARTMENT OF DEFENSE

	Page
Military Personnel and Operation and Maintenance Programs	3
Procurement Programs	49
RD&E Programs	159
Program Acquisition Costs by Weapon System	248

**MILITARY PERSONNEL (M-1)
And
OPERATION AND MAINTENANCE (O-1)
PROGRAMS**



Department of Defense Budget

Fiscal Year 2007

February 2006

Office of the Under Secretary of Defense (Comptroller)

UNCLASSIFIED

Preface

The Military Personnel (M-1) and Operation & Maintenance (O-1) Programs are derived from and consistent with the Comptroller Information System database.

The M-1 and O-1 are provided annually to the DoD oversight committees of the Congress coincident with the transmittal of the President's Budget. This document is also provided to Office of Assistance Secretary of Defense (Public Affairs) for use by non-DoD activities, and is available to the public on the Internet at <http://www.dod.mil/comptroller>.

Office of the Under Secretary of Defense (Comptroller)

UNCLASSIFIED

UNCLASSIFIED
M-1

TABLE OF CONTENTS

<u>Appropriation</u>	<u>PAGE</u>
<u>Army</u>	
Military Personnel, Army	1
Reserve Personnel, Army	3
National Guard Personnel, Army	4
Grand Total Army Military Personnel	4
<u>Navy</u>	
Military Personnel, Navy	5
Reserve Personnel, Navy	7
Grand Total Navy Military Personnel	7
<u>Marine Corps</u>	
Military Personnel, Marine Corps	8
Reserve Personnel, Marine Corps	10
Grand Total Marine Corps Military Personnel	10
<u>Air Force</u>	
Military Personnel, Air Force	11
Reserve Personnel, Air Force	13
National Guard Personnel, Air Force	14
Grand Total Air Force Military Personnel	14
<u>Grand Total</u>	
Active Forces	15
Reserve Forces	17
National Guard Forces	18
Military Personnel Title	18

UNCLASSIFIED

UNCLASSIFIED
O-1

TABLE OF CONTENTS

	<u>PAGE</u>
<u>DoD Component Summary</u>	19
<u>Army</u>	
Operation and Maintenance, Army	21
Operation and Maintenance, Army Reserve	33
Operation and Maintenance, Army National Guard	38
<u>Navy</u>	
Operation and Maintenance, Navy	23
Operation and Maintenance, Marine Corps	26
Operation and Maintenance, Navy Reserve	34
Operation and Maintenance, Marine Corps Reserve	36
<u>Air Force</u>	
Operation and Maintenance, Air Force	28
Operation and Maintenance, Air Force Reserve	37
Operation and Maintenance, Air National Guard	38
<u>Defense-wide</u>	
Operation and Maintenance-Defense-wide	31
Office of the Inspector General	32
Drug Interdiction and Counter-Drug Activities, Defense	40
Defense Health Program	41
<u>Transfer Accounts</u>	42
<u>Miscellaneous Appropriations</u>	42

UNCLASSIFIED

UNCLASSIFIED

Exhibit M-1
FY 2007 President's Budget

APPROP	ID	MILITARY PERSONNEL, ARMY	(DOLLARS IN THOUSANDS)		
			FY 2005	FY 2006	FY 2007
		ACTIVITY 01: PAY AND ALLOWANCES OF OFFICERS			
2010A	5	BASIC PAY	5,555,906	5,211,608	4,773,474
2010A	10	RETIRED PAY ACCRUAL	1,507,308	1,380,698	1,266,221
2010A	15	DEFENSE HEALTH PROGRAM ACCRUAL	388,479	1,439,430	1,811,136
2010A	35	BASIC ALLOWANCE FOR HOUSING	1,386,650	1,439,430	1,811,136
2010A	36	PERMANENT CHANGE OF STATION ALLOWANCE	1,439,450	1,439,430	1,811,136
2010A	35	INCENTIVE PAYS	97,849	108,791	99,060
2010A	40	SPECIAL PAYS	360,045	252,223	229,703
2010A	45	ALLOWANCES	288,091	161,524	145,446
2010A	46	COMBINED PAY	1,439,450	1,439,430	1,811,136
2010A	55	SOCIAL SECURITY TAX	419,535	395,154	365,133
		TOTAL BUDGET ACTIVITY 01:	10,250,974	9,218,563	8,321,114
		ACTIVITY 02: PAY AND ALLOWANCES OF ENLISTED			
2010A	60	BASIC PAY	13,518,820	11,365,369	10,514,144
2010A	65	RETIRED PAY ACCRUAL	3,699,723	3,011,772	2,786,578
2010A	70	DEFENSE HEALTH PROGRAM ACCRUAL	2,025,405	1,439,430	1,811,136
2010A	80	BASIC ALLOWANCE FOR HOUSING	3,122,568	3,122,568	2,824,779
2010A	85	INCENTIVE PAYS	85,847	99,252	85,392
2010A	90	SPECIAL PAYS	1,452,442	940,898	601,536
2010A	95	ALLOWANCES	1,183,497	796,330	703,574
2010A	100	COMBINED PAY	1,439,450	1,439,430	1,811,136
2010A	105	SOCIAL SECURITY TAX	1,029,371	859,400	804,228
		TOTAL BUDGET ACTIVITY 02:	27,116,806	20,514,105	18,325,638
		ACTIVITY 03: PAY AND ALLOWANCES OF CADETS/MIDSHIPMEN			
2010A	110	ACADEMY CADETS	51,510	53,392	55,818
		TOTAL BUDGET ACTIVITY 03:	51,510	53,392	55,818
		ACTIVITY 04: SUBSISTENCE OF ENLISTED PERSONNEL			
2010A	115	BASIC ALLOWANCE FOR SUBSISTENCE	1,280,650	811,859	855,617
2010A	120	SUBSISTENCE-IN-KIND	1,697,196	807,621	582,540
2010A	121	FAMILY SUBSISTENCE SUPPLEMENTAL ALLOWANCE	288	3,193	3,288
		TOTAL BUDGET ACTIVITY 04:	2,978,774	1,622,673	1,441,445
		ACTIVITY 05: PERMANENT CHANGE OF STATION TRAVEL			
2010A	125	ACCESSION TRAVEL	94,344	205,707	203,641
2010A	130	TRAINING TRAVEL	75,676	36,541	53,366
2010A	135	OPERATIONAL TRAVEL	274,132	281,395	138,488
2010A	140	PERMANENT TRAVEL	1,439,450	1,439,430	1,811,136
2010A	145	SEPARATION TRAVEL	137,765	170,685	173,210
2010A	150	TRAVEL OF ORGANIZED UNITS	15,011	9,759	3,709
2010A	155	NON-TEMPORARY STORAGE	23,955	40,829	42,121
2010A	160	TEMPORARY LODGING EXPENSE	30,856	23,068	23,053
		TOTAL BUDGET ACTIVITY 05:	1,025,039	1,225,388	998,798

UNCLASSIFIED

UNCLASSIFIED

Exhibit M-1

FY 2007 President's Budget

APPROP	ID	MILITARY PERSONNEL, ARMY	(DOLLARS IN THOUSANDS)		
			FY 2005	FY 2006	FY 2007
		ACTIVITY 06: OTHER MILITARY PERSONNEL COSTS			
2010A	170	UNEMPLOYMENT BENEFITS	838	1,298	1,407
2010A	175	INTEREST ON UNPAID DEBTS	10,302	10,394	203
2010A	180	DEATH GRATUITY	378,222	116,738	6,761
2010A	185	UNEMPLOYMENT BENEFITS	201,932	152,839	153,072
2010A	190	SURVIVOR BENEFITS	5,587	3,677	3,388
2010A	195	ADOPTION EXPENSES	27,442	4,446	2,748
2010A	200	ADOPTION EXPENSES	27,442	4,446	2,748
2010A	210	TRANSPORTATION SUBSIDY	5,542	4,308	4,344
2010A	215	PARTIAL DISLOCATION ALLOWANCE	610	2,468	2,489
2010A	216	RESERVE OFFICERS TRAINING CORPS (ROTC)	70,869	81,894	84,175
2010A	217	RESERVE OFFICERS TRAINING CORPS (ROTC)	70,869	81,894	84,175
2010A	218	JUNIOR ROTC	28,241	28,241	28,925
		TOTAL BUDGET ACTIVITY 06:	677,123	419,025	287,684
		LESS REIMBURSABLES	(260,571)	(298,174)	(318,594)
2010A	220		41,839,655	32,754,972	29,111,903
		TOTAL DIRECT - MILITARY PERSONNEL, ARMY			

UNCLASSIFIED

UNCLASSIFIED

Exhibit M-1
FY 2007 President's Budget

APPROP	ID	RESERVE PERSONNEL, ARMY	(DOLLARS IN THOUSANDS)		
			FY 2005	FY 2006	FY 2007
2070A	10	RESERVE COMPONENT TRAINING AND SUPPORT	881,451	898,874	1,103,445
2070A	20	PAY GROUP A TRAINING (RECRUITS FOR ACT DUTY)	31,966	48,989	28,432
2070A	30	PAY GROUP B TRAINING (RECRUITS)	155,311	172,750	177,571
2070A	40	PAY GROUP F TRAINING (PIPELINE RECRUITS)	1,769	335	
2070A	45	DEFENSE HEALTH PROGRAM ACCRUAL (UNIT & INDIVIDUAL TRAINING)	575,902		
		TOTAL BUDGET ACTIVITY 01:	1,646,399		1,310,148
2070A	60	MOBILIZATION TRAINING	6,859	19,031	22,053
2070A	70	SPECIAL TRAINING	188,865	166,440	173,222
2070A	80	ADMINISTRATION AND SUPPORT	1,442,085	1,588,216	1,532,726
2070A	100	EDUCATION BENEFITS	43,302	108,594	113,090
2070A	110	RESEARCH, DEVELOPMENT, & SCHOLARSHIP	30,497	34,219	35,880
2070A	120	HEALTH PROFESSION SCHOLARSHIP	79,939		
2070A	125	DEFENSE HEALTH PROGRAM ACCRUAL (ADMIN & SUPPORT)	49,160	43,475	25,132
2070A	130	OTHER PROGRAMS			
		TOTAL BUDGET ACTIVITY 01:		3,289,131	
		TOTAL BUDGET ACTIVITY 02:	2,059,408		2,095,509
		TOTAL DIRECT - RESERVE PERSONNEL, ARMY	3,705,807	3,289,131	3,405,857

UNCLASSIFIED

UNCLASSIFIED

Exhibit M-1
FY 2007 President's Budget

APPROP	ID	NATIONAL GUARD PERSONNEL, ARMY	(DOLLARS IN THOUSANDS)		
			FY 2005	FY 2006	FY 2007
		RESERVE COMPONENT TRAINING AND SUPPORT			
2060A	10	PAY GROUP P TRAINING (RECRUITS)	1,746,855	1,703,930	1,752,136
2060A	30	PAY GROUP P TRAINING (PIPELINE RECRUITS)	289,199	370,065	310,488
2060A	40	PAY GROUP P TRAINING (PIPELINE RECRUITS)	21,949	29,685	21,592
2060A	45	DEFENSE HEALTH PROGRAM ACCRUAL (UNIT & INDIVIDUAL TRAINING)	966,174		
		TOTAL BUDGET ACTIVITY 01:	3,003,377		2,084,617
2060A	70	SCHOOL TRAINING	305,930	284,562	263,772
2060A	80	SPECIAL TRAINING	437,664	203,919	146,582
2060A	90	EDUCATION BENEFITS	2,157,116	2,157,116	2,157,116
2060A	100	EDUCATION BENEFITS	133,716	220,042	196,172
2060A	125	DEFENSE HEALTH PROGRAM ACCRUAL (ADMIN & SUPPORT)	136,261		
		TOTAL BUDGET ACTIVITY 01:		5,285,517	
		TOTAL BUDGET ACTIVITY 02:	3,360,546		3,168,963
		TOTAL DIRECT - NATIONAL GUARD PERSONNEL, ARMY	6,363,923	5,285,517	5,253,580
		TOTAL DIRECT - ARMY MILITARY PERSONNEL APPROPRIATIONS	51,909,385	41,329,620	37,771,140
1004A	300	MEDICARE-ELIGIBLE RETIREE HEALTH FUND CONTRIBUTION ACCOUNTS:			
1005A	300	ARMY		2,727,452	2,691,198
1006A	300	RESERVE PERSONNEL, ARMY		716,969	742,233
		NATIONAL GUARD PERSONNEL, ARMY		1,219,403	1,232,152
		GRAND TOTAL DIRECT - ARMY MILITARY PERSONNEL COSTS	51,909,385	45,993,444	42,636,723

UNCLASSIFIED

UNCLASSIFIED
Exhibit M-1
FY 2007 President's Budget

APPROP	ID	MILITARY PERSONNEL, NAVY	(DOLLARS IN THOUSANDS)		
			FY 2005	FY 2006	FY 2007
		ACTIVITY 01: PAY AND ALLOWANCES OF OFFICERS			
1453N	5	RETIRED PAY	3,261,145	3,203,743	3,262,392
1453N	10	RETIRED PAY ACCRUAL	886,815	868,392	864,877
1453N	15	DEFENSE HEALTH PROGRAM ACCRUAL	288,233		
1453N	25	BASIC ALLOWANCE FOR HOUSING	975,093	917,095	1,058,250
1453N	30	BASIC ALLOWANCE FOR SUBSISTENCE	139,940	116,863	118,701
1453N	35	TRAVEL OF ORGANIZED UNITS	187,526	187,526	187,526
1453N	40	SPECIAL PAYS	280,903	329,940	346,524
1453N	45	ALLOWANCES	119,616	90,018	92,258
1453N	50	SEPARATION PAY	31,859	62,716	33,187
1453N	55	SOCIAL SECURITY TAX	247,321	242,789	247,353
		TOTAL BUDGET ACTIVITY 01:	6,401,569	5,983,093	6,200,330
		ACTIVITY 02: PAY AND ALLOWANCES OF ENLISTED			
1453N	60	BASIC PAY	8,049,707	7,905,599	7,983,057
1453N	65	RETIRED PAY ACCRUAL	2,213,671	2,094,984	2,115,509
1453N	70	DEFENSE HEALTH PROGRAM ACCRUAL	1,682,857		
1453N	80	BASIC ALLOWANCE FOR HOUSING	2,987,236	2,728,865	3,126,411
1453N	85	TRAVEL OF ORGANIZED UNITS	108,973	108,973	111,964
1453N	90	SPECIAL PAYS	887,757	911,837	927,683
1453N	95	ALLOWANCES	586,719	479,809	480,800
1453N	100	SEPARATION PAY	147,948	204,628	199,473
1453N	105	SOCIAL SECURITY TAX	637,805	593,777	605,705
		TOTAL BUDGET ACTIVITY 02:	17,202,121	15,035,204	15,549,402
		ACTIVITY 03: PAY AND ALLOWANCES OF CADRETS/MIDSHIPMEN			
1453N	110	MIDSHIPMEN	55,651	56,350	56,412
		TOTAL BUDGET ACTIVITY 03:	55,651	56,350	56,412
		ACTIVITY 04: SUBSISTENCE OF ENLISTED PERSONNEL			
1453N	115	BASIC ALLOWANCE FOR SUBSISTENCE	635,162	613,845	613,611
1453N	120	SUBSISTENCE-IN-KIND	355,128	341,190	346,276
1453N	121	FAMILY SUBSISTENCE SUPPLEMENTAL ALLOWANCE	28	500	500
		TOTAL BUDGET ACTIVITY 04:	990,318	955,535	960,387
		ACTIVITY 05: PERMANENT CHANGE OF STATION TRAVEL			
1453N	125	PERMANENT CHANGE OF STATION TRAVEL	60,506	58,225	55,392
1453N	130	TRAINING TRAVEL	66,492	70,486	74,363
1453N	135	OPERATIONAL TRAVEL	245,504	236,107	193,731
1453N	140	ROTATIONAL TRAVEL	304,430	286,637	279,737
1453N	145	SEPARATION TRAVEL	187,526	187,526	187,526
1453N	150	TRAVEL OF ORGANIZED UNITS	45,672	19,406	19,527
1453N	155	NON-TEMPORARY STORAGE	7,598	7,034	6,892
1453N	160	TEMPORARY LODGING EXPENSE	7,295	6,867	6,871
1453N	165	OTHER	3,663	6,063	6,272
		TOTAL BUDGET ACTIVITY 05:	846,437	790,109	736,105

UNCLASSIFIED

UNCLASSIFIED

Exhibit M-1

FY 2007 President's Budget

APPROP	ID	MILITARY PERSONNEL, NAVY	(DOLLARS IN THOUSANDS)		
			FY 2005	FY 2006	FY 2007
		ACTIVITY 06: OTHER MILITARY PERSONNEL COSTS			
1453N	170	ADDITIONAL PAY	550	526	725
1453N	175	INTEREST ON DEBT	628	506	511
1453N	180	DEATH GRATUITY	28,624	4,561	3,136
1453N	185	UNEMPLOYMENT BENEFITS	96,790	103,505	70,386
1453N	190	SURVIVOR BENEFITS	1,797	1,461	1,354
1453N	195	ADOPTION EXPENSES	1,732	2,346	5,346
1453N	200	ADOPTION EXPENSES	1,732	2,346	5,346
1453N	210	TRANSPORTATION SUBSIDY	4,840	4,849	4,549
1453N	215	PARTIAL DISLOCATION ALLOWANCE	1,140	1,461	1,032
1453N	216	RESERVE OFFICERS TRAINING CORPS (ROTC)	21,225	20,704	20,940
1453N	217	RESERVE OFFICERS TRAINING CORPS (ROTC)	21,225	20,704	20,940
1453N	218	JUNIOR R.O.T.C.	13,094	13,094	13,492
		TOTAL BUDGET ACTIVITY 06:	157,542	258,852	121,780
		LESS REIMBURSABLES	(359,784)	(325,891)	(353,405)
1453N	220	LESS REIMBURSABLES	(359,784)	(325,891)	(353,405)
		TOTAL DIRECT - MILITARY PERSONNEL, NAVY	25,293,854	22,753,252	23,271,011

UNCLASSIFIED

UNCLASSIFIED

Exhibit M-1
FY 2007 President's Budget

APPROP	ID	RESERVE PERSONNEL, NAVY	(DOLLARS IN THOUSANDS)		
			FY 2005	FY 2006	FY 2007
		RESERVE COMPONENT TRAINING AND SUPPORT			
1405N	10	PAY GROUP A TRAINING (RECRUITS & JUNIORS)	662,863	562,184	625,238
1405N	20	PAY GROUP B TRAINING (RECRUITS FOR ACTIVE DUTY)	5,794	7,266	7,715
1405N	30	PAY GROUP F TRAINING (RECRUITS)	4,542	11,438	16,037
1405N	45	DEFENSE HEALTH PROGRAM ACCRUAL (UNIT & INDIVIDUAL TRAINING)	203,229		
		TOTAL BUDGET ACTIVITY 01:	875,628		649,091
1405N	60	MOBILIZATION TRAINING	7,109	6,971	7,491
1405N	70	SCHOOL TRAINING	20,668	34,451	31,298
1405N	80	ADMINISTRATION AND SUPPORT	971,669	962,873	971,626
1405N	90	EDUCATION BENEFITS	1,277	24,542	20,827
1405N	100	ROTC - SENIOR, JUNIOR, SCHOLARSHIP	36,594		
1405N	110	DEFENSE HEALTH PROGRAM ACCRUAL (ADMIN & SUPPORT)	74,482	32,246	31,872
1405N	120	DEFENSE HEALTH PROGRAM ACCRUAL (ADMIN & SUPPORT)			
1405N	125	DEFENSE HEALTH PROGRAM ACCRUAL (ADMIN & SUPPORT)			
		TOTAL BUDGET ACTIVITY 01:		1,707,298	
		TOTAL BUDGET ACTIVITY 02:	1,223,463		1,128,875
		TOTAL DIRECT - RESERVE PERSONNEL, NAVY	2,099,091	1,707,298	1,777,966
		TOTAL DIRECT - NAVY MILITARY PERSONNEL APPROPRIATIONS	27,392,945	24,460,550	25,048,977
1005N	300	MEDICARE-ELIGIBLE RETIREE HEALTH FUND CONTRIBUTION ACCOUNTS:			
1005N	300	RESERVE PERSONNEL, NAVY		2,028,590	2,074,177
1002N	300	RESERVE PERSONNEL, NAVY		231,754	287,140
		GRAND TOTAL DIRECT - NAVY MILITARY PERSONNEL COSTS	27,392,945	26,780,903	27,410,294

UNCLASSIFIED

			UNCLASSIFIED		
			Exhibit M-1		
			FY 2007 President's Budget		
			(DOLLARS IN THOUSANDS)		
APPROP	ID	MILITARY PERSONNEL, MARINE CORPS	FY 2005	FY 2006	FY 2007
ACTIVITY 01: PAY AND ALLOWANCES OF OFFICERS					
1105N	5	ACCESION TRAVEL	1,172,837	1,166,662	1,131,438
1105N	10	RETIREMENT PAY	325,866	317,001	307,438
1105N	15	DEFENSE HEALTH PROGRAM ACCRUAL	101,226		
1105N	25	BASIC ALLOWANCE FOR HOUSING	309,010	302,897	327,019
1105N	30	BASIC ALLOWANCE FOR SUBSISTENCE	44,396	42,449	42,639
1105N	35	SEPARATION PAY	47,562	49,242	50,459
1105N	40	SPECIAL PAYS	14,900	4,463	4,508
1105N	45	ALLOWANCES	42,404	23,086	24,106
1105N	50	SEPARATION PAY	11,916	12,188	12,514
1105N	55	SOCIAL SECURITY TAX	89,468	86,461	85,820
TOTAL BUDGET ACTIVITY 01:			2,160,369	1,997,872	1,976,561
ACTIVITY 02: PAY AND ALLOWANCES OF ENLISTED					
1105N	60	BASIC PAY	3,815,637	3,713,757	3,708,158
1105N	65	RETIREMENT PAY ACCRUAL	1,053,072	980,696	979,106
1105N	70	DEFENSE HEALTH PROGRAM ACCRUAL	852,518		
1105N	80	BASIC ALLOWANCE FOR HOUSING	940,856	864,389	1,024,382
1105N	85	SEPARATION PAY	85,788	87,818	88,460
1105N	90	SPECIAL PAYS	224,114	123,048	126,408
1105N	95	ALLOWANCES	269,593	206,067	213,304
1105N	100	SEPARATION PAY	63,682	72,201	75,522
1105N	105	SOCIAL SECURITY TAX	269,092	265,358	265,089
TOTAL BUDGET ACTIVITY 02:			7,517,542	6,251,992	6,418,847
ACTIVITY 04: SUBSISTENCE OF ENLISTED PERSONNEL					
1105N	115	BASIC ALLOWANCE FOR SUBSISTENCE	352,046	305,469	304,767
1105N	120	SUBSISTENCE-IN-KIND	223,418	245,574	255,101
1105N	121	FAMILY SUBSISTENCE SUPPLEMENTAL ALLOWANCE	750	742	750
TOTAL BUDGET ACTIVITY 04:			576,214	551,785	560,618
ACTIVITY 05: PERMANENT CHANGE OF STATION TRAVEL					
1105N	125	ACCESION TRAVEL	43,223	44,030	45,331
1105N	130	OPERATIONAL TRAVEL	100,803	100,738	90,678
1105N	135	ROTATIONAL TRAVEL	122,750	124,836	126,686
1105N	140	SEPARATION TRAVEL	47,562	49,242	50,459
1105N	145	TEMPORARY STORAGE	5,138	5,189	5,251
1105N	150	NON-TEMPORARY STORAGE	12,346	12,467	12,857
1105N	155	TEMPORARY LODGING EXPENSE	2,428	2,414	2,524
1105N	160	OTHER			
TOTAL BUDGET ACTIVITY 05:			335,318	350,357	345,362

		UNCLASSIFIED		
		Exhibit M-1		
		FY 2007 President's Budget		
APPROP	ID	MILITARY PERSONNEL, MARINE CORPS	(DOLLARS IN THOUSANDS)	
			FY 2005	FY 2007
		ACTIVITY 06: OTHER MILITARY PERSONNEL COSTS		
1105N	170	UNEMPLOYMENT BENEFITS	3,157	1,492
1105N	175	INTEREST ON UNIFORMED SERVICES SAVINGS	213	16
1105N	180	DEATH GRATUITY	165,201	165,079
1105N	185	UNEMPLOYMENT BENEFITS	63,700	71,450
1105N	190	SURVIVOR BENEFITS	1,441	1,724
1105N	195	ADOPTION EXPENSES	127	256
1105N	200	ADOPTION EXPENSES	127	256
1105N	210	TRANSPORTATION SUBSIDY	1,438	1,143
1105N	215	PARTIAL DISLOCATION ALLOWANCE	730	661
1105N	218	CHILDREN'S AND PARENTS	9,853	40,621
1105N	218	JUNIOR R.O.T.C.	5,249	5,392
		TOTAL BUDGET ACTIVITY 06:	246,604	287,219
1105N	220	LESS REIMBURSEMENTS	(19,368)	(30,967)
		TOTAL DIRECT - MILITARY PERSONNEL, MARINE CORPS	10,816,679	9,408,298
				9,334,816

		UNCLASSIFIED			
		Exhibit M-1			
		FY 2007 President's Budget			
		(DOLLARS IN THOUSANDS)			
APPROP	ID	RESERVE PERSONNEL, MARINE CORPS	FY 2005	FY 2006	FY 2007
		RESERVE COMPONENT TRAINING AND SUPPORT			
1108N	10	PAY GROUP A TRAINING (RECRUITS)	131,125	142,451	153,729
1108N	20	PAY GROUP B TRAINING (RECRUITS FOR ACT DUTY)	16,205	23,406	35,188
1108N	30	PAY GROUP F TRAINING (PIPELINE RECRUITS)	79,394	86,817	89,381
1108N	40	PAY GROUP P TRAINING (PIPELINE RECRUITS)	14	5	
1108N	45	DEFENSE HEALTH PROGRAM ACCRUAL (UNIT & INDIVIDUAL TRAINING)	118,590		
		TOTAL BUDGET ACTIVITY 01:	345,328		278,296
1108N	60	MOBILIZATION TRAINING	1,042	2,623	2,715
1108N	70	SPECIAL TRAINING	1,488	1,488	1,488
1108N	80	SPECIAL TRAINING	38,484	37,406	48,785
1108N	90	ADMINISTRATION AND SUPPORT	158,276	162,616	168,228
1108N	95	PLATOON LEADER CLASS	15,367	12,708	12,892
1108N	100	PLATOON LEADER SUPPORT	16,749	16,749	16,749
1108N	120	DEFENSE HEALTH PROGRAM ACCRUAL (ADMIN & SUPPORT)	1,831	28,664	24,351
1108N	125	DEFENSE HEALTH PROGRAM ACCRUAL (ADMIN & SUPPORT)			
		TOTAL BUDGET ACTIVITY 01:	510,445		
		TOTAL BUDGET ACTIVITY 02:	256,489		272,562
		TOTAL DIRECT - RESERVE PERSONNEL, MARINE CORPS	601,827	510,445	550,858
		TOTAL DIRECT - MARINE CORPS MILITARY PERSONNEL APPROPRIATIONS	11,418,506	9,918,703	9,885,674
1001N	300	MEDICARE-ELIGIBLE RETIREE HEALTH FUND CONTRIBUTION ACCOUNTS:			
1001N	300	RESERVE PERSONNEL, MARINE CORPS	981,805	1,050,586	1,050,586
1003N	300	RESERVE PERSONNEL, MARINE CORPS	136,589	144,647	144,647
		GRAND TOTAL DIRECT - MARINE CORPS MILITARY PERSONNEL COSTS	11,418,506	11,037,197	11,080,807

UNCLASSIFIED

Exhibit M-1

FY 2007 President's Budget

APPROP	ID	MILITARY PERSONNEL, AIR FORCE	(DOLLARS IN THOUSANDS)		
			FY 2005	FY 2006	FY 2007
3500F	5	ACTIVITY 01: PAY AND ALLOWANCES OF OFFICERS	4,545,182	4,538,264	4,400,999
3500F	6	ARMY SECURITY	57,091		
3500F	10	RETIRED PAY ACCRUAL	1,222,821	1,183,482	1,161,030
3500F	15	DEFENSE HEALTH PROGRAM ACCRUAL	392,788		
3500F	20	BASIC ALLOWANCE FOR SUBSISTENCE	1,060,176	1,045,115	
3500F	30	BASIC ALLOWANCE FOR SUBSISTENCE	168,341	168,030	163,045
3500F	35	INCENTIVE PAYS	309,109	297,388	
3500F	40	SPECIAL PAYS	244,259	255,377	222,322
3500F	45	SEPARATION PAY	18,048	18,048	18,048
3500F	50	SEPARATION PAY	61,612	69,175	63,194
3500F	55	SOCIAL SECURITY TAX	345,197	344,739	334,906
		TOTAL BUDGET ACTIVITY 01:	8,580,428	8,031,756	7,787,020
3500F	60	BASIC PAY	8,166,519	8,013,646	7,837,974
3500F	61	ARMY SECURITY	57,710		
3500F	65	RETIRED PAY ACCRUAL	2,157,711	2,062,760	2,056,123
3500F	70	DEFENSE HEALTH PROGRAM ACCRUAL	1,561,963		
3500F	80	BASIC ALLOWANCE FOR HOUSING	2,289,578	1,944,987	1,934,212
3500F	85	INCENTIVE PAYS	34,277	34,034	34,304
3500F	90	SEPARATION PAYS	18,048	18,048	18,048
3500F	95	ALLOWANCES	659,968	557,957	565,007
3500F	100	SEPARATION PAY	163,201	137,684	147,903
3500F	105	SOCIAL SECURITY TAX	627,003	613,044	599,605
		TOTAL BUDGET ACTIVITY 02:	16,121,793	13,687,730	13,488,893
3500F	110	ACTIVITY 03: PAY AND ALLOWANCES OF CAUETS/MDSHIPMEN	53,011	55,056	57,971
		ACADEMY CAUETS	53,011	55,056	57,971
		TOTAL BUDGET ACTIVITY 03:	53,011	55,056	57,971
3500F	115	ACTIVITY 04: SUBSISTENCE OF ENLISTED PERSONNEL			
3500F	120	SUBSISTENCE-IN-KIND SUBSISTENCE	840,777	787,710	782,617
3500F	121	FAMILY SUBSISTENCE SUPPLEMENTAL ALLOWANCE	211,486	145,538	151,011
			1,254	1,254	1,254
		TOTAL BUDGET ACTIVITY 04:	1,053,517	934,502	934,882

UNCLASSIFIED

UNCLASSIFIED

Exhibit M-1

FY 2007 President's Budget

APPROP	ID	MILITARY PERSONNEL, AIR FORCE	(DOLLARS IN THOUSANDS)		
			FY 2005	FY 2006	FY 2007
		ACTIVITY 05: PERMANENT CHANGE OF STATION TRAVEL			
3500F	125	TRAVEL	58,959	80,617	75,358
3500F	130	TRAINING TRAVEL	85,300	95,149	97,386
3500F	135	OPERATIONAL TRAVEL	176,502	174,595	158,472
3500F	140	ROTATIONAL TRAVEL	495,927	500,872	515,190
3500F	145	SEPARATION TRAVEL	126,095	117,801	159,474
3500F	150	NON-TEMPORARY STORAGE	26,581	25,909	27,800
3500F	155	NON-TEMPORARY STORAGE	26,581	25,909	27,800
3500F	160	TEMPORARY LODGING EXPENSE	38,331	36,521	36,100
		TOTAL BUDGET ACTIVITY 05:	1,015,512	1,038,270	1,073,809
		ACTIVITY 06: OTHER MILITARY PERSONNEL COSTS			
3500F	170	APPREHENSION OF MILITARY DESERTERS	100	100	100
3500F	175	REWARDS ON CAPTURED DESERTERS	100	100	100
3500F	180	DEATH GRATUITY	23,985	6,840	3,101
3500F	185	UNEMPLOYMENT BENEFITS	60,175	49,099	47,792
3500F	190	SURVIVOR BENEFITS	2,198	1,317	1,222
3500F	195	EDUCATION BENEFITS	4,462	1,882	1,882
3500F	200	ADDITIONAL BENEFITS	4,201	3,815	3,803
3500F	210	TRANSPORTATION SUBSIDY	4,201	3,815	3,803
3500F	215	PARTIAL DISLOCATION ALLOWANCE	5,439	6,985	7,786
3500F	216	EXTRA HAZARD REIMBURSE FOR SGLI	24,632	41,979	44,457
3500F	218	REIMBURSEMENT OF OFFICERS TRAINING COSTS (ROTC)	18,379	18,379	20,095
		TOTAL BUDGET ACTIVITY 06:	126,067	130,849	131,691
3500F	220	LESS REIMBURSABLES	(381,532)	(313,043)	(319,400)
		TOTAL DIRECT - MILITARY PERSONNEL, AIR FORCE	26,568,796	23,565,120	23,154,866

Page 12

UNCLASSIFIED

UNCLASSIFIED				
Exhibit M-1				
FY 2007 President's Budget				
APPROP	ID	RESERVE PERSONNEL, AIR FORCE	(DOLLARS IN THOUSANDS)	
			FY 2005	FY 2007
		RESERVE COMPONENT TRAINING AND SUPPORT		
3700F	10	PAY GROUP A TRAINING (RECRUITS) 24(46)	515,293	560,929
3700F	20	PAY GROUP B TRAINING (RECRUITS) FOR ACT DUTY	104,251	112,439
3700F	30	PAY GROUP F TRAINING (PIPELINE RECRUITS)	33,680	54,771
3700F	40	PAY GROUP F TRAINING (PIPELINE RECRUITS)	48	55,331
3700F	45	DEFENSE HEALTH PROGRAM ACCRUAL (UNIT & INDIVIDUAL TRAINING)	230,764	97 100
		TOTAL BUDGET ACTIVITY 01:	883,946	756,139
		60 MOBILIZATION TRAINING		
3700F	60	DEFENSE HEALTH PROGRAM ACCRUAL (UNIT & INDIVIDUAL TRAINING)	109,350	1,800
3700F	70	SPECIAL TRAINING	188,837	127,237
3700F	80	ADMINISTRATION AND SUPPORT	177,228	209,905
3700F	100	EDUCATION BENEFITS	10,800	56,415
3700F	110	PROFESSIONAL DEVELOPMENT	27,700	28,963
3700F	120	HEALTH PROFESSION SCHOLARSHIP	9,554	29,387
3700F	125	DEFENSE HEALTH PROGRAM ACCRUAL (ADMIN & SUPPORT)	17,262	25,474
3700F	130	OTHER PROGRAMS (ADMIN & SUPPORT)		35,491
		TOTAL BUDGET ACTIVITY 01:	1,285,694	
		TOTAL BUDGET ACTIVITY 02:	538,059	602,189
		TOTAL DIRECT - RESERVE PERSONNEL, AIR FORCE	1,422,005	1,285,694 1,358,328

UNCLASSIFIED

Exhibit M-1
FY 2007 President's Budget

APPROP	ID	NATIONAL GUARD PERSONNEL, AIR FORCE	(DOLLARS IN THOUSANDS)		
			FY 2005	FY 2006	FY 2007
		RESERVE COMPONENT TRAINING AND SUPPORT			
3850F	10	PAY GROUP P TRAINING (SCHOOL TRAINING)	746,891	816,030	891,021
3850F	30	PAY GROUP P TRAINING (RECRUITS)	59,851	67,065	72,465
3850F	40	PAY GROUP P TRAINING (PIPELINE RECRUITS)	12,626	4,547	
3850F	45	DEFENSE HEALTH PROGRAM ACCRUAL (UNIT & INDIVIDUAL TRAINING)	295,577		
		TOTAL BUDGET ACTIVITY 01:	1,130,845		974,191
3850F	70	SCHOOL TRAINING	159,226	142,144	141,790
3850F	80	SPECIAL TRAINING	237,206	134,505	80,353
3850F	90	EDUCATION BENEFITS	36,491	1,074,910	1,074,910
3850F	100	DEFENSE HEALTH PROGRAM ACCRUAL (UNIT & INDIVIDUAL TRAINING)	63,635	74,052	66,043
		TOTAL BUDGET ACTIVITY 01:		2,314,306	
		TOTAL BUDGET ACTIVITY 02:	1,469,421		1,425,539
		TOTAL DIRECT - NATIONAL GUARD PERSONNEL, AIR FORCE	2,599,466	2,314,306	2,399,730
		TOTAL DIRECT - AIR FORCE MILITARY PERSONNEL APPROPRIATIONS	30,590,267	27,165,122	26,912,924
		MEDICARE-ELIGIBLE RETIREE HEALTH FUND CONTRIBUTION ACCOUNTS:			
1007F	300	AIR FORCE		2,032,519	2,058,270
1008F	300	RESERVE PERSONNEL, AIR FORCE		254,333	268,104
1009F	300	NATIONAL GUARD PERSONNEL, AIR FORCE		385,869	409,546
		GRAND TOTAL DIRECT - AIR FORCE MILITARY PERSONNEL COSTS	30,590,267	29,837,843	29,648,844

UNCLASSIFIED

UNCLASSIFIED

Exhibit M-1
FY 2007 President's Budget

FY 2007 President's Budget				
ID	MILITARY PERSONNEL, GRAND TOTAL	(DOLLARS IN THOUSANDS)		
		FY 2005	FY 2006	FY 2007
ACTIVITY 01: PAY AND ALLOWANCES OF OFFICERS				
5	ARMY SECURITY	14,535,457	14,120,277	13,569,043
6	ARMY SECURITY	5,091		
10	RETIRED PAY ACCRUAL	3,952,810	3,723,173	3,593,366
15	DEFENSE HEALTH PROGRAM ACCRUAL	1,181,726		
30	BASIC ALLOWANCE FOR HOUSING	3,786,437	3,719,598	3,621,510
35	BASIC ALLOWANCE FOR HOUSING	52,400		
35	INCENTIVE PAYS	674,750	636,402	619,975
40	SPECIAL PAYS	900,107	842,003	803,057
45	ALLOWANCES	580,156	378,032	360,431
50	SEPARATION PAYS	1,011,221	1,011,221	1,011,221
55	SOCIAL SECURITY TAX	1,101,721	1,071,143	1,033,012
TOTAL BUDGET ACTIVITY 01:		27,393,340	25,231,284	24,285,025
ACTIVITY 02: PAY AND ALLOWANCES OF ENLISTED				
60	BASIC PAY	33,550,683	30,998,371	30,043,333
61	ARMY SECURITY	59,480		
65	RETIRED PAY ACCRUAL	9,162,477	8,150,212	7,937,316
70	DEFENSE HEALTH PROGRAM ACCRUAL	9,335,160	8,661,539	8,610,704
80	BASIC ALLOWANCE FOR HOUSING	228,715	250,437	238,420
85	INCENTIVE PAYS	2,988,406	2,299,401	1,969,390
90	SPECIAL PAYS	1,686,000	1,686,000	1,686,000
95	ALLOWANCES	719,752	733,029	728,305
100	SEPARATION PAYS	2,561,269	2,355,779	2,292,627
105	SOCIAL SECURITY TAX			
TOTAL BUDGET ACTIVITY 02:		67,958,262	55,489,031	53,782,780
ACTIVITY 03: PAY AND ALLOWANCES OF CADETS/MIDSHIPMEN				
110	ACADEMY CADETS	160,172	164,798	170,201
TOTAL BUDGET ACTIVITY 03:		160,172	164,798	170,201
ACTIVITY 04: SUBSISTENCE OF ENLISTED PERSONNEL				
115	BASIC ALLOWANCE FOR SUBSISTENCE	3,188,635	2,518,883	2,556,612
120	SUBSISTENCE-IN-KIND	2,416,760	1,350,000	1,334,998
121	FAMILY SUBSISTENCE SUPPLEMENTAL ALLOWANCE	2,960	5,689	5,792
TOTAL BUDGET ACTIVITY 04:		5,598,623	4,064,495	3,897,332

UNCLASSIFIED

UNCLASSIFIED
Exhibit M-1
FY 2007 President's Budget

ID	MILITARY PERSONNEL, GRAND TOTAL	(DOLLARS IN THOUSANDS)		
		FY 2005	FY 2006	FY 2007
ACTIVITY 05: PERMANENT CHANGE OF STATION TRAVEL				
125	ACCESSION TRAVEL	257,032	387,979	379,682
130	TRAINING TRAVEL	235,973	211,912	234,638
135	OPERATIONAL TRAVEL	786,941	792,835	581,367
140	RECREATIONAL TRAVEL	1,306,417	1,369,749	1,282,823
145	PERSONNEL TRAVEL	1,497,483	1,454,960	1,354,000
150	TRAVEL OF ORGANIZED UNITS	71,065	38,276	29,054
155	NON-TEMPORARY STORAGE	63,272	78,961	82,164
160	TEMPORARY LODGING EXPENSE	88,628	78,923	78,881
165	OTHER	6,091	8,776	8,796
TOTAL BUDGET ACTIVITY 05:		3,222,306	3,404,124	3,154,074
ACTIVITY 06: OTHER MILITARY PERSONNEL COSTS				
170	APPROPRIATION OF MILITARY DESERTERS	4,645	3,845	3,900
175	INTEREST ON UNIFORMED SERVICES SAVINGS	11,538	1,487	1,402
180	DEATH GRATUITIES	586,032	292,418	15,406
185	UNEMPLOYMENT BENEFITS	422,027	376,593	323,567
190	SUBSIDIZED HOUSING	1,027	9,232	8,400
195	EDUCATION BENEFITS	9,581	9,232	10,134
200	ADOPTION EXPENSES	1,401	1,630	2,037
210	TRANSPORTATION SUBSIDY	16,021	14,115	13,966
215	RENTAL VEHICLE ALLOWANCE	1,000	1,000	1,000
216	SGT1 EXTRA HAZARD PAYMENTS	126,579	168,341	17,289
217	RESERVE OFFICERS TRAINING CORPS (ROTC)	144,577	149,772	149,772
218	JUNIOR ROTC		64,963	67,904
TOTAL BUDGET ACTIVITY 06:		1,207,336	1,095,945	606,717
220	LESS REIMBURSABLES	(1,021,255)	(968,075)	(1,023,533)
TOTAL DIRECT - ACTIVE		104,518,984	88,481,602	84,872,596
GRAND TOTAL DIRECT - ACTIVE PERSONNEL COSTS				
300	MEDICARE-ELIGIBLE RETIREE HEALTH FUND CONTRIBUTION		7,770,475	8,074,231
GRAND TOTAL DIRECT - ACTIVE PERSONNEL COSTS			96,252,077	92,946,827

UNCLASSIFIED

UNCLASSIFIED		Exhibit M-1			
		FY 2007 President's Budget			
ID	RESERVE PERSONNEL, GRAND TOTAL	(DOLLARS IN THOUSANDS)			
		FY 2005	FY 2006	FY 2007	
	RESERVE COMPONENT TRAINING AND SUPPORT				
10	PAY GROUP A TRAINING (RECRUITS) 24(16)	2,189,842	2,103,538	2,467,719	
20	PAY GROUP B TRAINING (RECRUITS) (FOR ACT DUTY)	188,216	131,700	187,433	
30	PAY GROUP F TRAINING (PIPELINE RECRUITS)	272,927	325,776	338,320	
40	PAY GROUP P TRAINING (PIPELINE RECRUITS)	1,831	437	100	
45	DEFENSE HEALTH PROGRAM ACCRUAL (UNIT & INDIVIDUAL TRAINING)	1,128,485			
	TOTAL BUDGET ACTIVITY 01:	3,751,301		2,993,674	
60	MOBILIZATION TRAINING	15,360	30,425	34,059	
70	SPECIAL TRAINING	2,749,268	2,923,410	2,925,449	
80	ADMINISTRATION AND SUPPORT	429,266	386,810	404,553	
90	PLATOON LEADER CLASS	15,367	12,708	12,892	
100	ROTC SENIOR, JUNIOR, SCHOLARSHIP	189,414	218,215	214,001	
110	HEALTH PROFESSION SCHOLARSHIP	86,781	95,428	97,139	
120	DEFENSE HEALTH PROGRAM ACCRUAL (ADMIN & SUPPORT)	175,806			
130	OTHER PROGRAMS	66,422	68,949	60,823	
	TOTAL BUDGET ACTIVITY 01:		6,792,568		
	TOTAL BUDGET ACTIVITY 02:	4,077,429		4,099,135	
	TOTAL DIRECT - RESERVE	7,828,730	6,792,568	7,092,809	
300	MEDICARE-ELIGIBLE RETIREE HEALTH FUND CONTRIBUTION		1,399,645	1,442,124	
	GRAND TOTAL DIRECT - RESERVE PERSONNEL COSTS	7,828,730	8,192,213	8,534,933	

UNCLASSIFIED

Exhibit M-1

FY 2007 President's Budget

ID	NATIONAL GUARD PERSONNEL, GRAND TOTAL	(DOLLARS IN THOUSANDS)		
		FY 2005	FY 2006	FY 2007
	RESERVE COMPONENT TRAINING AND SUPPORT			
10	PAY GROUP P TRAINING (RECRUITS & DRILLS 24/46)	2,539,846	2,519,360	2,453,207
30	PAY GROUP P TRAINING (RECRUITS)	384,050	437,129	383,454
40	PAY GROUP P TRAINING (PIPELINE RECRUITS)	34,575	34,232	22,047
45	DEFENSE HEALTH PROGRAM ACCRUAL (UNIT & INDIVIDUAL TRAINING)	1,261,751		
	TOTAL BUDGET ACTIVITY 01:	4,133,422		3,058,808
70	SCHOOL TRAINING	475,156	426,706	405,562
80	SPECIAL TRAINING	674,870	338,424	226,915
90	EDUCATION BENEFITS	319,720	324,600	324,600
100	EDUCATION BENEFITS	150,207	294,093	262,219
125	DEFENSE HEALTH PROGRAM ACCRUAL (ADMIN & SUPPORT)	199,796		
	TOTAL BUDGET ACTIVITY 01:	7,599,825		
	TOTAL BUDGET ACTIVITY 02:	4,829,967	4,594,502	
	TOTAL DIRECT - NATIONAL GUARD	8,983,389	7,599,825	7,653,310
300	MEDICARE-ELIGIBLE RETIREE HEALTH FUND CONTRIBUTION		1,605,272	1,641,698
	GRAND TOTAL DIRECT - NATIONAL GUARD PERSONNEL COSTS	8,963,389	9,205,097	9,295,008
	GRAND TOTAL DIRECT - MILITARY PERSONNEL	121,311,103	113,649,387	110,776,768

UNCLASSIFIED

UNCLASSIFIED

Department of Defense
FY 2007 President's Budget
Exhibit O-1

Appropriation Summary

Department of the Army
OPERATION & MAINTENANCE, ARMY
OPERATION & MAINTENANCE, ARMY RESERVE
OPERATION & MAINTENANCE, ARMY NATIONAL GUARD
Total Department of the Army

Department of the Navy
OPERATION & MAINTENANCE, NAVY
OPERATION & MAINTENANCE, MARINE CORPS
OPERATION & MAINTENANCE, NAVY RESERVE
OPERATION & MAINTENANCE, MARINE CORPS RESERVE
Total Department of the Navy

Department of the Air Force
OPERATION & MAINTENANCE, AIR FORCE
OPERATION & MAINTENANCE, AIR FORCE RESERVE
OPERATION & MAINTENANCE, AIR FORCE NATIONAL GUARD
Total Department of the Air Force

Defense-Wide
OPERATION & MAINTENANCE, DEFENSE-WIDE
OFFICE OF THE INSPECTOR GENERAL
DRUG INTERDICTION & COUNTER-DRUG ACT., DEF.
DEFENSE HEALTH PROGRAM

Total Obligational Authority
(Dollars in Thousands)
FY 2005 FY 2006 FY 2007

60,327,095 45,505,704 24,902,380
4,017,313 2,011,101 2,239,202
4,017,313 2,011,101 2,239,202
67,216,708 52,225,310 32,040,247

32,882,238 31,769,782 31,330,984
6,237,908 5,489,460 3,878,962
1,364,111 1,643,911 1,288,764
200,637 242,070 211,911
41,694,894 39,145,223 36,710,621

34,494,921 32,617,931 31,342,307
2,425,000 2,425,000 2,425,000
4,551,700 4,551,700 5,323,000
41,309,428 39,785,017 39,402,124

21,534,488 20,870,782 20,015,656
180,325 209,300 216,297
936,094 926,890
18,388,481 20,327,728 20,776,121

UNCLASSIFIED

Note: FY 2005 and FY 2006 reflect emergency supplemental funding.

UNCLASSIFIED			
Department of Defense			
FY 2007 President's Budget			
Exhibit O-1			
Appropriation Summary			
Transfer Accounts and Miscellaneous			
ENVIRONMENTAL RESTORATION FUND, ARMY		402,848	413,794
ENVIRONMENTAL RESTORATION FUND, NAVY		301,520	304,409
ENVIRONMENTAL RESTORATION FUND, AIR FORCE		401,461	423,871
ENVIRONMENTAL RESTORATION FUND, DEFENSE		27,821	28,431
RESEARCH AND DEVELOPMENT USED SITES		233,762	242,730
AFGHANISTAN SECURITY FORCES FUND			
IRAQ SECURITY FORCES FUND	995,000		
PAYMENT TO KAHLOOLAWA ISLAND FUND	5,490,000		
IRAQ SECURITY FORCES FUND	10,421		
OVERSEAS CONTINGENCY OPERATIONS, DEFENSE	1,165	11,098	11,721
SUPPORT OF INT'L SPORTING COMPETITIONS, DEFENSE			
OVERSEAS CONTINGENCY OPERATIONS TRANSFER FUND		1,505	10,000
EMERGENCY RESPONSE FUND		17,984	
IRAQ FREEDOM FUND, DEFENSE	424,947		
OVERSEAS HUMANITARIAN, DISASTER AND CIVIC AID	175,809	4,588,686	
FORMER SOVIET UNION (FSU) THREAT REDUCTION	407,873	60,789	63,204
Total Miscellaneous	7,505,751	6,446,911	372,128
Total Operation and Maintenance Title:	197,848,075	179,946,375	152,008,304

UNCLASSIFIED
Note: FY 2005 and FY 2006 reflect emergency supplemental funding.

UNCLASSIFIED
Department of Defense
FY 2007 President's Budget
Exhibit O-1

2000A Operation & Maintenance, Army		Total Obligational Authority (Dollars in Thousands)	
		FY 2005	FY 2007
BUDGET ACTIVITY 01: OPERATING FORCES			
LAND FORCES			
2000A 010 DIVISIONS		1,564,242	766,677
2000A 020 CORE COMBAT FORCES		369,595	389,504
2000A 030 COMBAT SUPPORT FORCES		1,023,675	787,712
2000A 040 EAC SUPPORT FORCES		1,021,498	1,189,294
2000A 050 LAND FORCES OPERATIONS SUPPORT		4,384,816	3,435,261
TOTAL LAND FORCES			3,884,885
LAND FORCES READINESS			
2000A 060 FORCE READINESS OPERATIONS SUPPORT		1,786,583	1,971,662
2000A 070 LAND FORCES SYSTEMS READINESS		532,167	521,543
2000A 080 LAND FORCES SUPPORT & MAINTENANCE		18,713	571,894
TOTAL LAND FORCES READINESS		4,960,653	4,994,787
LAND FORCES READINESS SUPPORT			
2000A 090 BASE OPERATIONS SUPPORT		6,238,434	5,726,135
2000A 100 BASE OPERATIONS SUPPORT, RESTORATION, & MODERNIZATION		231,412	1,650,792
2000A 110 MANAGEMENT AND OPERATIONAL HQ		231,667	209,205
2000A 120 UNIFIED COMMANDS		118,368	100,023
2000A 130 MISCELLANEOUS ACTIVITIES		31,060,179	19,703,234
TOTAL LAND FORCES READINESS SUPPORT		39,122,460	27,682,894
TOTAL, RA 01: OPERATING FORCES*		48,467,729	34,882,942
TOTAL, RA 01: OPERATING FORCES*			15,030,100
BUDGET ACTIVITY 02: MOBILIZATION			
MOBILITY OPERATIONS			
2000A 140 STRATEGIC MOBILITY		260,701	245,928
2000A 150 INTERMODAL MOBILITY		18,713	18,713
2000A 160 INDUSTRIAL PREPAREDNESS		45,732	35,518
TOTAL MOBILITY OPERATIONS		424,843	359,260
TOTAL, RA 02: MOBILIZATION		424,843	359,260
BUDGET ACTIVITY 03: TRAINING AND RECRUITING			
ACCESSION TRAINING			
2000A 170 RECRUIT ACQUISITION		101,418	96,320
2000A 180 RECRUIT TRAINING		28,130	30,251
2000A 190 ONE STATION UNIT TRAINING		38,359	33,940
2000A 200 SENIOR RESERVE OFFICERS TRAINING CORPS		254,777	267,709
TOTAL ACCESSION TRAINING		392,684	428,230
BASIC SKILLS AND ADVANCED TRAINING			
2000A 210 SPECIALIZED SKILL TRAINING		447,239	504,509
2000A 220 FLIGHT TRAINING		532,626	637,726
2000A 230 PROFESSIONAL DEVELOPMENT EDUCATION		109,603	160,376
* Includes adjustments between Budget Activity 01 and Budget Activity 04 not reflected in the FY 2007 President's Budget.			

Page 21

Note: FY 2005 and FY 2006 reflect emergency supplemental funding.

UNCLASSIFIED
Department of Defense
FY 2007 President's Budget
Exhibit O-1

		Total Obligational Authority (Dollars in Thousands)	
		FY 2005	FY 2006
2020A Operation & Maintenance, Army			
2020A	240 TRAINING SUPPORT	570,440	649,495
	TOTAL BASIC SKILLS AND ADVANCED TRAINING	1,639,908	1,894,876
RECRUITING AND OTHER TRAINING AND EDUCATION			
2020A	250 RECRUITING AND ADVERTISING	546,577	854,146
2020A	260 OFF-DUTY AND VOLUNTARY EDUCATION	248,523	260,009
2020A	270 OFF-DUTY AND VOLUNTARY EDUCATION	248,490	273,188
2020A	280 CIVILIAN EDUCATION AND TRAINING	149,991	136,568
2020A	290 JUNIOR ROTC	135,039	138,544
	TOTAL RECRUITING AND OTHER TRAINING AND EDUCATION	1,327,620	1,494,430
	TOTAL, RA 03: TRAINING AND RECRUITING	3,245,212	3,817,536
BUDGET ACTIVITY 04: ADMINISTRATION AND SERVICE-WIDE ACTIVITIES			
SECURITY PROGRAMS			
2020A	300 SECURITY PROGRAMS	956,690	1,147,623
	TOTAL SECURITY PROGRAMS	956,690	1,147,623
LOGISTICS OPERATIONS			
2020A	310 SERVICEWIDE TRANSPORTATION	1,272,891	860,894
2020A	320 CENTRAL SUPPLY ACTIVITIES	496,668	589,735
2020A	330 LOGISTICS SUPPORT ACTIVITIES	1,212,537	1,197,714
2020A	340 ACQUISITION MANAGEMENT	356,573	317,421
	TOTAL LOGISTICS OPERATIONS	2,554,577	2,161,316
SERVICEWIDE SUPPORT			
2020A	350 ADMINISTRATION	1,517,728	564,170
2020A	360 SERVICEWIDE COMMUNICATIONS	726,419	803,451
2020A	370 MANPOWER MANAGEMENT	258,577	236,454
2020A	380 OTHER PERSONNEL SUPPORT	1,000,850	1,000,850
2020A	390 OTHER SERVICE SUPPORTS	1,422,722	777,774
2020A	400 ARMY CLAIMS ACTIVITIES	84,061	193,387
2020A	410 REAL ESTATE MANAGEMENT	57,808	43,562
	TOTAL SERVICEWIDE SUPPORT	4,308,850	2,606,519
SUPPORT OF OTHER NATIONS			
2020A	420 SUPPORT OF NATO OPERATIONS	308,146	288,242
2020A	430 MISC. SUPPORT OF OTHER NATIONS	61,048	42,266
	TOTAL SUPPORT OF OTHER NATIONS	369,194	330,508
	TOTAL, RA 04: ADMINISTRATION AND SERVICE-WIDE ACTIVITIES*	8,189,311	6,445,966
	Total Operation & Maintenance, Army	60,327,095	45,505,704

* Includes adjustments between Budget Activity 01 and Budget Activity 04 not reflected in the FY 2007 President's Budget.

UNCLASSIFIED

Department of Defense
FY 2007 President's Budget
Exhibit O-1

1804S Operation & Maintenance, Navy

BUDGET ACTIVITY 01: OPERATING FORCESAIR OPERATIONS

1804N 010 MISSION AND OTHER FLIGHT OPERATIONS
1804N 020 FLEET AIR TRAINING
1804N 030 AIRCRAFT MAINTENANCE
1804N 040 AIR OPERATIONS AND SAFETY SUPPORT
1804N 050 AIR SYSTEMS SUPPORT
1804N 060 AIRCRAFT DEPT MAINTENANCE
1804N 070 AIRCRAFT OPERATIONS SUPPORT
TOTAL AIR OPERATIONS

SHIP OPERATIONS

1804N 080 SUBMARINE AND OTHER SHIP OPERATIONS
1804N 090 SHIP OPERATIONS SUPPORT & TRAINING
1804N 100 SHIP DEPT MAINTENANCE
1804N 110 SHIP DEPT OPERATIONS SUPPORT
TOTAL SHIP OPERATIONS

COMBAT OPERATIONS/SUPPORT

1804N 120 COMBAT COMMUNICATIONS
1804N 130 ELECTRONIC WARFARE
1804N 140 COMBAT TRAINING AND SURVEILLANCE
1804N 150 WARFARE TACTICS
1804N 160 OPERATIONAL METEOROLOGY AND OCEANOGRAPHY
1804N 170 COMBAT SUPPORT FORCES
1804N 180 COMBAT SUPPORT MAINTENANCE
1804N 190 DEPT OPERATIONS SUPPORT
TOTAL COMBAT OPERATIONS/SUPPORT

WEAPONS SUPPORT

1804N 200 CRUISE MISSILE
1804N 210 FLEET BALLISTIC MISSILE
1804N 220 IN-SERVICE WEAPONS SYSTEMS SUPPORT
1804N 230 WEAPONS MAINTENANCE
1804N 240 COMBAT WEAPONS SUPPORT
TOTAL WEAPONS SUPPORT

WORKING CAPITAL FUND SUPPORT

1804N 250 WORKING CAPITAL FUND SUPPORT
TOTAL WORKING CAPITAL FUND SUPPORT

BASE SUPPORT

1804N 260 ENTERPRISES INFORMATION
1804N 270 SUSTAINMENT, RESTORATION AND MODERNIZATION
1804N 280 BASE OPERATING SUPPORT
TOTAL BASE SUPPORT

TOTAL, NA 01: OPERATING FORCES

Total Obligational Authority
(Dollars in Thousands)

FY 2005 **FY 2006** **FY 2007**

3,639,524 3,762,368 3,587,750
1,118,457 842,035 863,788
1,041,282 1,041,282 1,041,282
123,764 111,304 121,303
471,122 464,332 485,830
1,139,793 1,038,348 902,864
1,041,282 1,041,282 1,041,282
6,631,905 6,376,287 6,162,280

3,167,363 3,097,876 3,166,923
624,620 575,876 665,040
4,297,859 4,061,305 3,722,690
1,106,297 817,634 979,341
9,196,139 8,482,690 8,513,994

337,811 300,080 318,105
14,836 18,501 52,039
14,836 18,501 52,039
320,252 362,737 356,815
258,855 251,862 267,193
2,130,709 2,067,936 1,073,662
139,748 139,748 139,748
3,073 3,647 3,855
3,431,562 3,299,743 2,406,239

149,226 177,591 132,402
812,134 820,304 946,811
52,299 70,201 115,230
494,375 488,318 433,856
1,508,034 1,536,414 1,829,400

WORKING CAPITAL FUND SUPPORT
-50,000
-50,000

1,564,870 1,527,522 713,421
3,640,701 3,433,912 3,470,443
5,205,571 4,961,434 5,385,177

25,973,211 24,606,568 24,397,090

Page 23

UNCLASSIFIED

Note: FY 2005 and FY 2006 reflect emergency supplemental funding.

UNCLASSIFIED

Department of Defense
FY 2007 President's Budget
Exhibit O-1

		Total Obligational Authority (Dollars in Thousands)	
		FY 2005	FY 2007
1804S Operation & Maintenance, Navy			
BUDGET ACTIVITY 02: MOBILIZATION			
READY RESERVE AND PREPOSITIONING FORCE			
1804N	290 SHIP PREPOSITIONING AND SURGE	596,596	545,607
	TOTAL READY RESERVE AND PREPOSITIONING FORCE	596,596	545,607
ACTIVATIONS/INACTIVATIONS			
1804N	300 AIRCRAFT ACTIVATIONS/INACTIVATIONS	7,831	4,626
1804N	310 SHIP ACTIVATIONS/INACTIVATIONS	213,983	197,171
	TOTAL ACTIVATIONS/INACTIVATIONS	221,814	201,797
MOBILIZATION PREPARATION			
1804N	320 FLEET HOSPITAL PROGRAM	37,203	30,928
1804N	330 MEDICAL SERVICES	17,774	17,774
1804N	340 COAST GUARD SUPPORT	16,897	19,604
	TOTAL MOBILIZATION PREPARATION	56,374	52,824
	TOTAL, RA 02: MOBILIZATION	874,784	800,228
BUDGET ACTIVITY 03: TRAINING AND RECRUITING			
ACCESSION TRAINING			
1804N	350 OFFICER ACQUISITION	132,216	134,860
1804N	360 RECRUIT TRAINING	6,964	9,956
1804N	370 RESERVE OFFICERS TRAINING CORPS	96,290	101,270
	TOTAL ACCESSION TRAINING	226,470	250,000
BASIC SKILLS AND ADVANCED TRAINING			
1804N	380 SPECIALIZED SKILL TRAINING	456,195	476,404
1804N	390 FLIGHT TRAINING	434,124	425,434
1804N	400 PERSONNEL DEVELOPMENT EDUCATION	128,319	122,568
1804N	410 TRAINING SUPPORT	238,936	239,973
	TOTAL BASIC SKILLS AND ADVANCED TRAINING	1,232,574	1,204,570
RECRUITING AND OTHER TRAINING AND EDUCATION			
1804N	420 RECRUITING	285,403	297,141
1804N	430 OFF-DUTY AND VOLUNTARY EDUCATION	132,694	150,191
1804N	440 CIVILIAN EDUCATION AND TRAINING	65,981	69,700
1804N	450 JUNIOR ROTC	43,772	42,320
	TOTAL RECRUITING AND OTHER TRAINING AND EDUCATION	548,050	549,352
	TOTAL, RA 03: TRAINING AND RECRUITING	1,987,094	1,996,760
BUDGET ACTIVITY 04: ADMINISTRATION AND SERVICE-WIDE ACTIVITIES			
SERVICEWIDE SUPPORT			
1804N	460 ADMINISTRATION	810,071	719,357
1804N	470 EXTERNAL RELATIONS	157,749	157,749
1804N	480 OFFICIALS AND PERSONNEL MANAGEMENT	106,323	97,432
1804N	490 MILITARY MANPOWER AND PERSONNEL MANAGEMENT	196,018	229,823

Page 24

Note: FY 2005 and FY 2006 reflect emergency supplemental funding.

UNCLASSIFIED

Department of Defense
FY 2007 President's Budget
Exhibit O-1

Page 25

Note: FY 2005 and FY 2006 reflect emergency supplemental funding.

UNCLASSIFIED
Department of Defense
FY 2007 President's Budget
Exhibit O-1

11068 Operation & Maintenance, Marine Corps

BUDGET ACTIVITY 01: OPERATING FORCES

EXPEDITIONARY FORCES

11068 010 OPERATIONAL FORCES
11068 020 FIELD LOGISTICS
11068 030 MARINE AIRCRAFT MAINTENANCE
11068 040 BASE SUPPORT

TOTAL EXPEDITIONARY FORCES

USMC PREPOSITIONING

11068 050 MARITIME PREPOSITIONING
11068 060 NORMAN PREPOSITIONING

TOTAL USMC PREPOSITIONING

BASE SUPPORT

11068 070 SUSTAINMENT, RESTORATION, & MODERNIZATION
11068 080 BASE OPERATING SUPPORT

TOTAL BASE SUPPORT

TOTAL, BA 01: OPERATING FORCES

BUDGET ACTIVITY 03: TRAINING AND RECRUITING

ACCESSION TRAINING

11068 090 RECRUIT TRAINING
11068 100 OFFICER ACQUISITION

TOTAL ACCESSION TRAINING

BASIC SKILLS AND ADVANCED TRAINING

11068 110 SPECIALIZED SKILL TRAINING
11068 120 PROFESSIONAL DEVELOPMENT
11068 130 PROFESSIONAL DEVELOPMENT EDUCATION
11068 140 TRAINING SUPPORT

TOTAL BASIC SKILLS AND ADVANCED TRAINING

RECRUITING AND OTHER TRAINING AND EDUCATION

11068 150 RECRUITING AND ADVERTISING
11068 160 OFF-DUTY AND VOLUNTARY EDUCATION
11068 170 JUNIOR ROTC

TOTAL RECRUITING AND OTHER TRAINING AND EDUCATION

BASE SUPPORT

11068 180 SUSTAINMENT, RESTORATION AND MODERNIZATION
11068 190 BASE OPERATING SUPPORT

TOTAL BASE SUPPORT

TOTAL, BA 03: TRAINING AND RECRUITING

Total Obligational Authority
(Dollars in Thousands)
FY 2005 FY 2007

2,402,800 1,768,674 503,462
528,979 485,067 424,331
331,141 283,784 111,220
1,542,680 1,000,461 377,869
3,262,920 2,517,831 1,039,003

95,466 86,092 70,801
3,938 5,022 5,284
99,404 91,114 76,085

485,385 473,709 419,418
1,115,883 1,388,915 1,428,003
1,601,268 1,862,624 1,847,421

4,963,592 4,441,569 2,962,509

10,867 10,755 11,581
420 369 390
11,287 11,124 11,971

45,971 39,679 41,130
11,567 10,539 16,476
138,530 132,303 144,692
196,251 182,695 202,485

141,582 123,465 108,883
42,256 50,590 55,524
15,008 16,702 17,257
199,846 190,757 181,664

65,282 66,836 50,810
1,527,868 1,527,868 1,527,868
227,662 193,996 132,052

634,046 568,574 588,172

Page 26

UNCLASSIFIED

Note: FY 2005 and FY 2006 reflect emergency supplemental funding.

UNCLASSIFIED		Department of Defense FY 2007 President's Budget Exhibit O-1		Total Obligational Authority (Dollars in Thousands)	
		FY 2005	FY 2006	FY 2006	FY 2007
11068 Operation & Maintenance, Marine Corps					
<u>BUDGET ACTIVITY 04: ADMINISTRATION AND SERVICE-WIDE ACTIVITIES</u>					
SERVICE-WIDE SUPPORT					
1106N	200 SPECIAL SUPPORT	286,341	235,164		255,058
1106N	210 SERVICE-WIDE TRANSPORTATION	285,338	200,236		24,140
1106N	220 BASE SUPPORT	1,447,482	1,447,482		3,777,888
	TOTAL SERVICE-WIDE SUPPORT	620,251	462,668		313,464
CANCELED ACCOUNTS					
1106N	230 CANCELED ACCOUNT ADJUSTMENT	91			
	TOTAL CANCELED ACCOUNTS	91			
BASE SUPPORT					
1106N	240 SUPERINTENDENT, REGISTRATION, AND MODERNIZATION	5,037	3,101		2,913
1106N	250 BASE OPERATING SUPPORT	14,901	13,548		11,904
	TOTAL BASE SUPPORT	19,928	16,649		14,817
	TOTAL, BA 04: ADMINISTRATION AND SERVICE-WIDE ACTIVITIES	640,270	479,317		328,281
Total Operation & Maintenance, Marine Corps		6,237,908	5,489,460		3,878,862

UNCLASSIFIED
Note: FY 2005 and FY 2006 reflect emergency supplemental funding.

UNCLASSIFIED
Department of Defense
FY 2007 President's Budget
Exhibit O-1

3400F Operation & Maintenance, Air Force

BUDGET ACTIVITY 01: OPERATING FORCES

AIR OPERATIONS

3400F 010 PRIMARY COMBAT FORCES
3400F 020 PRIMARY COMBAT WEAPONS
3400F 030 COMBAT TRAINING
3400F 040 AIR OPERATIONS TRAINING (CJT, MAINTAIN SKILLS)
3400F 050 COMBAT COMMUNICATIONS
3400F 070 DEPOT MAINTENANCE
3400F 080 FACILITIES SUSTAINMENT, RESTORATION & MODERNIZATION
3400F 090 BASE SUPPORT

TOTAL AIR OPERATIONS

COMBAT RELATED OPERATIONS

3400F 100 GLOBAL C2I AND EARLY WARNING
3400F 110 NAVIGATION/WEATHER SUPPORT
3400F 120 OTHER COMBAT OPS SFT PROGRAMS
3400F 130 COMBAT FACILITIES
3400F 140 MANAGEMENT/OPERATIONAL HQ
3400F 150 TACTICAL INTEL AND OTHER SPECIAL ACTIVITIES

TOTAL COMBAT RELATED OPERATIONS

SPACE OPERATIONS

3400F 160 LAUNCH FACILITIES
3400F 170 LAUNCH VEHICLES
3400F 180 SPACE CONTROL SYSTEMS
3400F 190 SPACE WEAPONS
3400F 200 OTHER SPACE OPERATIONS
3400F 210 FACILITIES SUSTAINMENT, RESTORATION & MODERNIZATION
3400F 220 BASE SUPPORT

TOTAL SPACE OPERATIONS

TOTAL, BA 01: OPERATING FORCES

BUDGET ACTIVITY 02: MOBILIZATION

MOBILITY OPERATIONS

3400F 230 AIRLIFT OPERATIONS
3400F 240 AIRLIFT OPERATIONS C2I
3400F 250 AIRCRAFT MAINTENANCE
3400F 260 PAYMENTS TO TRANSPORTATION BUSINESS AREA
3400F 270 DEPOT MAINTENANCE
3400F 280 FACILITIES SUSTAINMENT, RESTORATION & MODERNIZATION
3400F 290 BASE SUPPORT

TOTAL MOBILITY OPERATIONS

TOTAL, BA 02: MOBILIZATION

Total Obligational Authority
(Dollars in Thousands)

FY 2005 FY 2006 FY 2007

3,851,529 5,419,203 4,307,850
281,665 281,665 281,366
234,329 234,329 234,329
1,233,762 1,342,294 1,439,196
1,794,246 1,446,203 1,619,591
1,966,926 2,042,735 1,963,368
1,818,244 1,818,244 1,818,244
3,531,857 2,635,387 2,405,434
14,660,643 14,817,340 13,524,695

1,243,847 1,156,880 1,147,409
216,730 236,031 243,878
972,262 693,109 630,059
23,000 23,000 23,000
331,700 249,821 249,740
424,325 340,251 350,629
3,280,295 2,715,227 2,622,945

300,757 329,644 324,467
64,150 91,852 59,713
221,360 248,002 255,325
18,600 18,600 18,600
275,299 271,055 320,803
190,069 177,267 133,825
528,638 540,705 553,394
1,641,155 1,730,530 1,729,370
19,582,093 19,263,097 17,877,010

3,172,707 2,638,644 2,948,518
40,628 50,258 47,313
248,000 248,000 248,000
185,701 172,302 200,140
420,606 390,242 311,703
290,742 149,520 179,242
1,818,244 1,818,244 1,818,244
4,761,552 3,903,521 4,259,469
4,761,552 3,903,521 4,259,469

UNCLASSIFIED
Department of Defense
FY 2007 President's Budget
Exhibit O-1

3400F Operation & Maintenance, Air Force

BUDGET ACTIVITY 03: TRAINING AND RECRUITING

ACCESSION TRAINING

3400F	300	OFFICER ACQUISITION	79,304	77,905	81,429
3400F	310	RECRUIT TRAINING	9,759	6,243	6,306
3400F	320	OFFICER TRAINING CORPS (OTC)	3,000	3,000	3,000
3400F	330	FACILITIES SUSTAINMENT, RESTORATION & MODERNIZATION	70,129	33,348	43,461
3400F	340	BASE SUPPORT	76,975	73,279	75,354

TOTAL ACCESSION TRAINING

319,904 287,687 301,832

BASIC SKILLS AND ADVANCED TRAINING

3400F	350	SPECIALIZED SKILL TRAINING	326,516	360,542	351,352
3400F	360	FLIGHT TRAINING	729,155	778,128	836,910
3400F	370	PERSONNEL DEVELOPMENT EDUCATION	113,336	112,075	89,025
3400F	380	TRAINING SUPPORT	8,789	13,987	12,558
3400F	390	DEPOT MAINTENANCE	305,799	153,489	134,126
3400F	400	FACILITIES SUSTAINMENT, RESTORATION & MODERNIZATION	186,764	155,482	187,466
3400F	410	BASE SUPPORT	2,281,585	2,144,837	2,190,852

TOTAL BASIC SKILLS AND ADVANCED TRAINING

2,281,585 2,144,837 2,190,852

RECRUITING AND OTHER TRAINING AND EDUCATION

3400F	420	RECRUITING AND ADVERTISING	119,324	132,349	133,600
3400F	430	RECRUITING	184,806	176,287	152,847
3400F	440	OFF-DUTY AND VOLUNTARY EDUCATION	124,448	141,076	115,394
3400F	450	CIVILIAN EDUCATION AND TRAINING	50,037	55,846	60,380
3400F	460	JUNIOR ROTC	479,970	508,913	505,934

TOTAL RECRUITING AND OTHER TRAINING AND EDUCATION

479,970 508,913 505,934

TOTAL, BA 03: TRAINING AND RECRUITING

3,061,459 2,941,237 2,997,818

BUDGET ACTIVITY 04: ADMINISTRATION AND SERVICE-WIDE ACTIVITIES

LOGISTICS OPERATIONS

3400F	470	LOGISTICS OPERATIONS	783,370	837,431	892,899
3400F	480	TECHNICAL SUPPORT ACTIVITIES	456,093	688,764	629,064
3400F	490	REPAIRS AND MAINTENANCE	148,000	148,000	148,000
3400F	500	DEPOT MAINTENANCE	68,078	47,203	47,817
3400F	510	FACILITIES SUSTAINMENT, RESTORATION & MODERNIZATION	313,662	236,536	252,911
3400F	520	BASE SUPPORT	1,078,557	1,042,966	993,307

TOTAL LOGISTICS OPERATIONS

3,048,586 2,976,978 2,992,420

SERVICEWIDE ACTIVITIES

3400F	530	ADMINISTRATION	371,731	239,260	254,311
3400F	540	PERSONNEL COMMUNICATIONS	280,443	235,376	222,416
3400F	550	PERSONNEL PROGRAMS	37,698	47,399	49,933
3400F	560	ARMS CONTROL	1,450,428	771,072	280,473
3400F	570	OTHER SERVICEWIDE ACTIVITIES	39,775	43,432	37,125
3400F	580	OTHER PERSONNEL SUPPORT	29,257	29,257	29,257
3400F	590	CIVILIAN EDUCATION	23,888	12,821	16,267

3400F FACILITIES SUSTAINMENT, RESTORATION & MODERNIZATION

23,888 12,821 16,267

UNCLASSIFIED
Note: FY 2005 and FY 2006 reflect emergency supplemental funding.

UNCLASSIFIED			
Department of Defense			
FY 2007 President's Budget			
Exhibit O-1			
		Total Obligational Authority (Dollars in Thousands)	
		FY 2005	FY 2006
3400F	Operation & Maintenance, Air Force		
3400F	610 BASE SUPPORT	353,318	300,519
	TOTAL SERVICEWIDE ACTIVITIES	2,931,414	2,183,455
			1,718,819
SECURITY PROGRAMS			
3400F	620 SECURITY PROGRAMS	1,100,178	1,350,073
	TOTAL SECURITY PROGRAMS	1,100,178	1,350,073
SUPPORT TO OTHER NATIONS			
3400F	630 INTERNATIONAL SUPPORT	31,639	19,570
	TOTAL SUPPORT TO OTHER NATIONS	31,639	19,570
			18,681
	TOTAL, BA 04: ADMINISTRATION AND SERVICE-WIDE ACTIVITIES	7,089,817	6,510,076
			6,208,010
	Total Operation & Maintenance, Air Force	34,494,921	32,617,931
			31,342,307

Page 30

UNCLASSIFIED

Note: FY 2005 and FY 2006 reflect emergency supplemental funding.

UNCLASSIFIED			
Department of Defense			
FY 2007 Requested Budget			
Exhibit O-1			
		Total Obligational Authority (Dollars in Thousands)	
	FY 2005	FY 2006	FY 2007
0100D Operation & Maintenance, Defense-Wide			
BUDGET ACTIVITY 01: OPERATING FORCES			
0100D 010 JOINT CHIEFS OF STAFF	515,317	551,592	582,003
0100D 020 SPECIAL OPERATIONS COMMAND	3,104,545	2,663,102	2,852,620
TOTAL, BA 01: OPERATING FORCES	3,619,862	3,214,694	3,434,623
BUDGET ACTIVITY 03: TRAINING AND RECRUITING			
0100D 030 DEFENSE ACQUISITION UNIVERSITY	103,421	104,701	104,671
0100D 040 NATIONAL DEFENSE UNIVERSITY	25,056	66,239	63,131
TOTAL, BA 03: TRAINING AND RECRUITING	128,477	170,940	167,802
BUDGET ACTIVITY 04: ADMINISTRATION AND SERVICE-WIDE ACTIVITIES			
0100D 050 AMERICAN FORCES INFORMATION SERVICE	147,998	145,540	150,329
0100D 060 CIVIL MILITARY PROGRAMS	104,719	113,333	106,503
0100D 090 DEFENSE BUSINESS TRANSFORMATION AGENCY	381,277	374,587	391,255
0100D 110 DEFENSE CONTRACT AUDIT AGENCY	391,449	391,449	391,449
0100D 120 DEFENSE INFORMATION SYSTEMS AGENCY	1,168,312	1,064,241	998,618
0100D 140 DEFENSE LEGAL SERVICES	44,035	37,177	35,538
0100D 150 DEFENSE LOGISTICS AGENCY	378,384	353,033	297,502
0100D 160 DEFENSE POLICY AGENCY	147,434	147,434	147,434
0100D 170 DEFENSE TECHNOLOGY SECURITY AGENCY	19,399	21,337	21,689
0100D 180 DEFENSE THREAT REDUCTION AGENCY	312,628	314,798	314,555
0100D 190 DEPARTMENT OF DEFENSE EDUCATION AGENCY	1,985,721	1,880,468	1,728,851
0100D 200 HUMAN RESOURCES AGENCY	1,537,971	1,464,252	1,364,252
0100D 210 HUMAN MANAGEMENT AGENCY	1,057,571	1,033,541	1,040,252
0100D 220 DEFENSE SECURITY COOPERATION AGENCY	1,401,058	1,233,182	1,440,472
0100D 230 DEFENSE SECURITY SERVICE	226,806	263,338	287,059
0100D 250 OFFICE OF ECONOMIC ADJUSTMENT	59,965	161,995	73,021
0100D 260 OFFICE OF ECONOMIC DEVELOPMENT	59,965	161,995	73,021
0100D 270 WASHINGTON HEADQUARTERS SERVICE	472,452	1,270,712	466,981
0100D 999 OTHER PROGRAMS	8,772,573	7,986,570	9,079,059
TOTAL, BA 04: ADMINISTRATION AND SERVICE-WIDE ACTIVITIES	17,718,149	17,482,498	16,451,231
Total Operation & Maintenance, Defense-Wide			
	21,534,488	20,870,392	20,075,656

Note: FY 2005 and FY 2006 reflect emergency supplemental funding.

UNCLASSIFIED		Department of Defense FY 2007 President's Budget Exhibit O-1		Total Obligational Authority (Dollars in Thousands)	
		FY 2005	FY 2006	FY 2006	FY 2007
0107D Office of the Inspector General					
BUDGET ACTIVITY 01: OPERATION & MAINTENANCE					
0101D	010 OFFICE OF THE INSPECTOR GENERAL	197,225	206,853	206,853	214,897
TOTAL, RA 01: OPERATION & MAINTENANCE					
		197,225	206,853	206,853	214,897
BUDGET ACTIVITY 03: PROCUREMENT					
0101D	020 OFFICE OF THE INSPECTOR GENERAL	1,100	2,447	2,447	1,400
TOTAL, RA 03: PROCUREMENT					
		1,100	2,447	2,447	1,400
Total Office of the Inspector General					
		198,325	209,300	209,300	216,297

UNCLASSIFIED		Department of Defense		Total Obligational Authority	
FY 2007 President's Budget		Exhibit O-1		(Dollars in Thousands)	
2000A Operation & Maintenance, Army Reserve				FY 2005	FY 2007
BUDGET ACTIVITY 01: OPERATING FORCES					
LAND FORCES					
2080A	010 DIVISIONS		4,468	25,375	29,104
2080A	020 CORE COMBAT FORCES		21,616	18,020	20,498
2080A	030 COMBAT SUPPORT		18,488	18,488	20,498
2080A	040 EAC SUPPORT FORCES		147,907	129,191	190,481
2080A	050 LAND FORCES OPERATIONS SUPPORT		454,738	372,692	443,161
	TOTAL LAND FORCES		929,777	789,995	971,670
LAND FORCES READINESS					
2080A	060 FORCE READINESS OPERATIONS SUPPORT		175,683	192,031	187,781
2080A	070 LAND FORCES SYSTEMS READINESS		68,488	80,779	90,397
2080A	080 LAND FORCES SUPPORT		117,797	127,850	137,950
	TOTAL LAND FORCES READINESS		314,626	383,623	409,663
LAND FORCES READINESS SUPPORT					
2080A	090 BASE OPERATIONS SUPPORT		456,480	470,482	528,266
2080A	100 MISCELLANEOUS ACTIVITIES		139,839	197,400	273,858
2080A	110 RESTORATION, & MODERNIZATION		4,394	5,714	8,504
	TOTAL LAND FORCES READINESS SUPPORT		588,613	674,107	752,650
	TOTAL, BA 01: OPERATING FORCES		1,833,016	1,826,725	2,133,983
BUDGET ACTIVITY 04: ADMINISTRATION AND SERVICE-WIDE ACTIVITIES					
SERVICE-WIDE SUPPORT					
2080A	120 ADMINISTRATION		56,606	57,756	60,096
2080A	130 SERVICE-WIDE COMMUNICATIONS		9,475	8,458	8,852
2080A	140 MANPOWER MANAGEMENT		7,844	7,268	7,642
2080A	150 PERSONNEL AND ADVISING		11,779	11,066	11,530
	TOTAL SERVICE-WIDE SUPPORT		114,297	118,376	128,219
	TOTAL, BA 04: ADMINISTRATION AND SERVICE-WIDE ACTIVITIES		184,297	184,376	185,219
	Total Operation & Maintenance, Army Reserve		2,017,313	2,011,101	2,299,202

UNCLASSIFIED

Department of Defense
FY 2007 President's Budget
Exhibit O-1

18068 Operation & Maintenance, Navy Reserve

BUDGET ACTIVITY 01: OPERATING FORCES

AIR OPERATIONS

1806N	010 MISSION AND OTHER FLIGHT OPERATIONS	535,377	507,429	551,126
1806N	020 INTERMEDIATE MAINTENANCE	19,088	15,711	16,969
1806N	030 AIRCRAFT MAINTENANCE SUPPORT	153,446	143,355	132,570
1806N	040 AIRCRAFT DEPOT MAINTENANCE	239	366	387
1806N	050 AIRCRAFT DEPOT OPERATIONS SUPPORT	710,085	669,189	743,142
	TOTAL AIR OPERATIONS			

SHIP OPERATIONS

1806N	060 MISSION AND OTHER SHIP OPERATIONS	70,584	59,967	63,574
1806N	070 SHIP OPERATIONS SUPPORT & TRAINING	5,095	2,626	554
1806N	080 SHIP DEPOT MAINTENANCE	4,202	614	637
1806N	090 SHIP DEPOT OPERATIONS SUPPORT	160,046	133,097	133,880
	TOTAL SHIP OPERATIONS			

COMBAT OPERATIONS/SUPPORT

1806N	100 COMBAT COMMUNICATIONS	7,219	9,546	10,705
1806N	110 COMBAT SUPPORT FORCES	239,302	239,905	112,300
	TOTAL COMBAT OPERATIONS/SUPPORT	246,521	239,451	123,005

WEAPONS SUPPORT

1806N	120 WEAPONS MAINTENANCE	5,544	4,999	5,861
	TOTAL WEAPONS SUPPORT	5,544	4,999	5,861

BASE SUPPORT

1806N	130 ENTERPRISE INFORMATION			105,813
1806N	140 SUSTAINMENT, RESTORATION AND MODERNIZATION	96,527	328,478	52,136
1806N	150 BASE OPERATING SUPPORT	116,469	240,655	101,524
	TOTAL BASE SUPPORT	212,996	569,133	259,473

TOTAL, BA 01: OPERATING FORCES

		1,335,192	1,615,869	1,265,361
--	--	------------------	------------------	------------------

BUDGET ACTIVITY 04: ADMINISTRATION AND SERVICE-WIDE ACTIVITIES

SERVICEWIDE SUPPORT

1806N	160 ADMINISTRATION	3,774	4,772	4,712
1806N	170 MILITARY MANPOWER AND PERSONNEL MANAGEMENT	8,740	8,784	7,828
1806N	180 SUPPORT/OPERATIONS	18,477	18,477	18,477
1806N	190 COMBAT/WEAPONS SYSTEMS	5,667	5,308	5,074
	TOTAL SERVICEWIDE SUPPORT	22,415	22,745	23,006

Total Obligational Authority
(Dollars in Thousands)
FY 2005 FY 2006 FY 2007

UNCLASSIFIED

Note: FY 2005 and FY 2006 reflect emergency supplemental funding.

UNCLASSIFIED		Department of Defense FY 2007 President's Budget Exhibit O-1		Total Obligational Authority (Dollars in Thousands)	
				FY 2006	FY 2007
1806N	Operation & Maintenance, Navy Reserve				
	CANCELLED ACCOUNTS				
1806N	210 CANCELLED ACCOUNT ADJUSTMENTS		3		
	TOTAL CANCELLED ACCOUNTS		6,501	5,297	397
1806N	999 OTHER PROGRAMS				
	TOTAL, RA 04: ADMINISTRATION AND SERVICE-WIDE ACTIVITIES		28,919	28,042	23,403
	Total Operation & Maintenance, Navy Reserve		1,364,111	1,643,911	1,288,764

UNCLASSIFIED			
Department of Defense			
FY 2007 President's Budget			
Exhibit O-1			
1107N Operation & Maintenance, Marine Corps Reserve			
BUDGET ACTIVITY 01: OPERATING FORCES			
EXPEDITIONARY FORCES			
1107N 010 OPERATING FORCES	79,821	78,724	58,038
1107N 020 DEPOT MAINTENANCE	11,886	13,688	13,714
1107N 030 REPAIRS	2,785	2,785	2,785
TOTAL EXPEDITIONARY FORCES	113,916	119,174	95,682
BASE SUPPORT			
1107N 040 SUSTAINMENT, REFORMATION AND MODERNIZATION	17,039	10,089	9,570
1107N 050 BASE OPERATING SUPPORT	36,310	82,290	72,371
TOTAL BASE SUPPORT	53,349	92,379	82,550
TOTAL, BA 01: OPERATING FORCES	167,265	211,553	178,232
BUDGET ACTIVITY 04: ADMINISTRATION AND SERVICE-WIDE ACTIVITIES			
SERVICE-WIDE SUPPORT			
1107N 060 PERSONAL SUPPORT	9,962	9,551	12,158
1107N 070 SERVICE-WIDE TRANSPORTATION	588	805	814
1107N 080 ADMINISTRATION	10,243	7,803	8,087
1107N 090 RECRUITING AND ADVERTISING	7,855	7,823	8,091
TOTAL SERVICE-WIDE SUPPORT	28,648	26,082	29,150
BASE SUPPORT			
1107N 100 BASE OPERATING SUPPORT	4,724	4,435	4,529
TOTAL BASE SUPPORT	4,724	4,435	4,529
TOTAL, BA 04: ADMINISTRATION AND SERVICE-WIDE ACTIVITIES	33,372	30,517	33,679
Total Operation & Maintenance, Marine Corps Reserve	200,637	242,070	211,911

UNCLASSIFIED
Department of Defense
FY 2007 President's Budget
Exhibit O-1

3740F Operation & Maintenance, Air Force Reserve

BUDGET ACTIVITY 01: OPERATING FORCES

AIR OPERATIONS

3740F	010	PRIMARY COMBAT FORCES	1,276,274	1,579,693	1,798,478
3740F	020	MISSION SUPPORT OPERATIONS	108,269	83,944	89,340
3740F	030	LOGISTICS SUPPORT	30,740	37,742	39,740
3740F	040	FACILITIES SUSTAINMENT, RESTORATION & MODERNIZATION	101,101	48,732	59,849
3740F	050	BASE SUPPORT	319,192	283,247	288,560

TOTAL AIR OPERATIONS

2,140,996 2,367,994 2,609,563

TOTAL, BA 01: OPERATING FORCES

2,140,996 2,367,994 2,609,563

BUDGET ACTIVITY 04: ADMINISTRATION AND SERVICE-WIDE ACTIVITIES

SERVICEWIDE ACTIVITIES

3740F	060	ADMINISTRATION	70,957	64,811	67,419
3740F	070	RECRUITING AND ADVERTISING	21,284	14,816	18,204
3740F	080	MILITARY PERSONNEL AND RESERVE MANAGEMENT (ARPC)	20,858	20,432	21,722
3740F	090	OPERATIONAL SUPPORT (DISABILITY COMP)	7,878	6,432	6,732
3740F	100	AUDIOVISUAL	878	644	666

TOTAL SERVICEWIDE ACTIVITIES

121,811 107,560 114,237

TOTAL, BA 04: ADMINISTRATION AND SERVICE-WIDE ACTIVITIES

121,811 107,560 114,237

Total Operation & Maintenance, Air Force Reserve

2,262,807 2,475,554 2,723,800

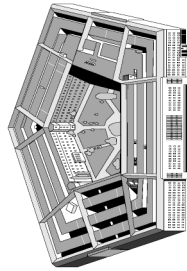
Total Obligational Authority
(Dollars in Thousands)
FY 2005 FY 2006 FY 2007

UNCLASSIFIED		Department of Defense FY 2007 President's Budget Exhibit O-1		Total Obligational Authority (Dollars in Thousands)	
				FY 2005	FY 2007
3840F Operation & Maintenance, Air National Guard					
BUDGET ACTIVITY 01: OPERATING FORCES					
AIR OPERATIONS					
3840F	010 AIRCRAFT OPERATIONS			2,736,486	2,900,212
3840F	020 MISSION SUPPORT OPERATIONS			525,783	497,437
3840F	030 PERSONNEL OPERATIONS			187,351	188,263
3840F	040 FACILITIES SUSTAINMENT, RESTORATION & MODERNIZATION			470,623	462,800
3840F	050 BASE SUPPORT			4,502,598	4,653,631
	TOTAL AIR OPERATIONS			4,502,598	5,296,344
	TOTAL, BA 01: OPERATING FORCES			4,502,598	5,296,344
BUDGET ACTIVITY 04: ADMINISTRATION AND SERVICE-WIDE ACTIVITIES					
SERVICE-WIDE ACTIVITIES					
3840F	060 ADMINISTRATION			30,050	28,659
3840F	070 RECRUITING AND ADVERTISING			19,052	9,242
	TOTAL SERVICE-WIDE ACTIVITIES			49,102	37,901
	TOTAL, BA 04: ADMINISTRATION AND SERVICE-WIDE ACTIVITIES			49,102	39,673
	Total Operation & Maintenance, Air National Guard			4,551,700	5,336,017

UNCLASSIFIED
Department of Defense
FY 2007 President's Budget
Exhibit O-1

Transfer Accounts		Total Obligational Authority (Dollars in Thousands)	
		FY 2005	FY 2007
080A	010 DEFENSE ENVIRONMENTAL RESTORATION FUND	402,848	413,794
080N	020 ENVIRONMENTAL RESTORATION FUND, NAVY	301,520	304,409
080F	030 ENVIRONMENTAL RESTORATION FUND, AIR FORCE	401,461	423,871
080D	040 ENVIRONMENTAL RESTORATION FUND, DEFENSE	27,821	28,431
081D	050 ENVIRONMENTAL RESTORATION FORENSIC USED SITES	237,762	242,730
Total Transfer Accounts		1,387,412	1,403,295
Miscellaneous Appropriations			
014D	060 US COURT OF APPEALS FOR THE ARMED FORCES	10,536	11,721
083D	070 SUPPORT OF INTERNATIONAL SPORTING COMPETITIONS	1,165	505
018D	080 OVERSEAS CONTINGENCY OPERATIONS TRANSFER FUND		10,000
201A	090 DEFENSE FORCES	895,000	
202A	100 IRAQ DEFENSE FORCES	3,550,000	
202A	110 IRAQ INTERIOR FORCES	1,661,000	
202A	120 IRAQ QUICK RESPONSE	180,000	
202A	130 IRAQ TRAINING FACILITY	99,000	
083D	140 EMERGENCY RESPONSE FUND, DEFENSE	424,947	17,984
014D	160 IRAQ FREEDOM FUND, DEF		4,558,686
083D	170 OVERSEAS HUMANITARIAN, DISASTER AND CIVIC AID	175,809	63,204
014D	180 IRAQ CIVILIAN RELIEF	407,873	372,128
0134D	190 FORMER SOVIET UNION (FSU) THREAT REDUCTION	410,437	
Total Miscellaneous Appropriations		7,505,751	5,059,499
		7,505,751	457,053

PROCUREMENT PROGRAMS (P-1)



UNCLASSIFIED

Preface

The Procurement Programs (P-1) is derived from and consistent with the Comptroller Information System database.

The P-1 is provided annually to the DoD oversight committees of the Congress coincident with the transmittal of the President's Budget. This document is also provided to Office of Assistance Secretary of Defense (Public Affairs) for use by non-DoD activities, and is available to the public on the Internet at <http://www.dod.mil/comptroller>.

Office of the Under Secretary of Defense (Comptroller)

UNCLASSIFIED

UNCLASSIFIED

TABLE OF CONTENTS

PAGE

DoD Component Summary

II

Army

Army Summary
Army P-1 Detail

A-1
A-2 through A-30

Navy

Navy Summary
Navy P-1 Detail

N-1
N-2 through N-38

Air Force

Air Force Summary
Air Force P-1 Detail

F-1
F-2 through F-24

Defense-Wide/Other

Defense-Wide Summary
Defense-Wide P-1 Detail
National Guard and Reserve Equipment
Defense Production Act Purchases
Chemical Agents and Munitions Destruction

D-1 & D-2
D-3 through D-8
D-9 through D-10
D-11 through D-12
D-13 through D-14

UNCLASSIFIED

UNCLASSIFIED			
DEPARTMENT OF DEFENSE			
FY 2007 PROCUREMENT PROGRAM			
SUMMARY			
(\$ IN MILLIONS)			
APPROPRIATION	FY 2005	FY 2006	FY 2007
AIRCRAFT PROCUREMENT, ARMY	3,134.7	2,849.8	3,566.5
MISSILE PROCUREMENT, ARMY	1,593.3	1,239.1	1,350.9
PROCUREMENT OF WTCV, ARMY	4,969.6	2,234.5	2,301.9
PROCUREMENT OF AMMUNITION, ARMY	2,034.2	1,983.6	1,903.1
OTHER PROCUREMENT, ARMY	12,740.4	12,740.4	12,740.4
CHEM AGENTS & MONITIONS DESTRUCTION, ARMY	1,371.9	1,386.8	7,718.6
TOTAL DEPARTMENT OF THE ARMY	26,014.2	17,222.2	16,841.1
AIRCRAFT PROCUREMENT, NAVY	9,011.5	9,785.9	10,868.8
WEAPONS PROCUREMENT, NAVY	2,191.1	2,741.2	2,555.0
PROCUREMENT OF AMMO, NAVY & MARINE CORPS	1,023.7	881.5	789.9
SHIPBUILDING & CONVERSION, NAVY	10,373.2	10,585.3	10,578.6
OTHER PROCUREMENT, NAVY	4,862.0	5,486.0	4,967.9
PROCUREMENT, MARINE CORPS	5,030.1	5,035.9	1,273.5
TOTAL DEPARTMENT OF THE NAVY	32,491.6	32,525.9	31,033.7
AIRCRAFT PROCUREMENT, AIR FORCE	13,947.0	12,681.5	11,479.8
WEAPONS PROCUREMENT, AIR FORCE	1,743.0	2,000.0	2,000.0
MISSILE PROCUREMENT, AIR FORCE	4,332.6	5,118.1	4,204.1
OTHER PROCUREMENT, AIR FORCE	16,493.1	14,026.2	15,408.1
TOTAL DEPARTMENT OF THE AIR FORCE	36,085.6	34,829.0	32,164.8
PROCUREMENT, DEFENSE-WIDE	3,565.7	2,739.7	2,861.5
NATIONAL GUARD & RESERVE EQUIPMENT	349.9	1,194.0	
DEFENSE PRODUCTION ACT PURCHASES		57.5	18.5
CHEM AGENTS & MONITIONS DESTRUCTION	42.6		1,277.3
TOTAL DEFENSE-WIDE	3,958.1	3,991.1	4,157.2
GRAND TOTAL DEPARTMENT OF DEFENSE	98,549.5	86,568.2	84,196.8

FEB 2006

UNCLASSIFIED				
DEPARTMENT OF THE ARMY				
FY 2007 PROCUREMENT PROGRAM				
SUMMARY				
(\$ IN MILLIONS)				
APPROPRIATION	FY 2005	FY 2006	FY 2007	FY 2006
AIRCRAFT PROCUREMENT, ARMY	3,134.7	2,849.8	3,566.5	
MISSILE PROCUREMENT, ARMY	1,593.3	1,239.1	1,350.9	
PROCUREMENT OF WEAPONRY, ARMY	4,969.6	2,234.5	2,301.9	
PROCUREMENT OF AMMUNITION, ARMY	2,034.2	1,983.6	1,903.1	
OTHER PROCUREMENT, ARMY	12,910.4	7,528.3	7,718.6	
CHEM AGENTS & MUNITIONS DESTRUCTION, ARMY	1,371.9	1,386.8		
TOTAL DEPARTMENT OF THE ARMY	26,014.2	17,222.2	16,841.1	

FY 2006

UNCLASSIFIED				
DEPARTMENT OF THE ARMY				
FY 2007 PROCUREMENT PROGRAM				
SUMMARY				
(\$ IN MILLIONS)				
FEB 2006				
APPROPRIATION: AIRCRAFT PROCUREMENT, ARMY				
ACTIVITY	FY 2005	FY 2006	FY 2007	
01. AIRCRAFT	521.8	760.3	1,193.7	
02. MODIFICATION OF AIRCRAFT	2,056.3	1,635.7	1,793.7	
03. SPARES AND REPAIR PARTS	10.2	3.9	9.4	
04. SUPPORT EQUIPMENT AND FACILITIES	546.4	449.9	569.7	
TOTAL AIRCRAFT PROCUREMENT, ARMY	3,134.7	2,849.8	3,566.5	

UNCLASSIFIED									
DEPARTMENT OF THE ARMY									
FY 2007 PROCUREMENT PROGRAM									
EXHIBIT P-1									
DATE: FEB 2006									
APPROPRIATION: 2031A AIRCRAFT PROCUREMENT, ARMY									
MILLIONS OF DOLLARS									
LINE NO	ITEM NOMENCLATURE	IDENT CODE	FY 2005 QUANTITY	FY 2005 COST	FY 2006 QUANTITY	FY 2006 COST	FY 2007 QUANTITY	FY 2007 COST	U
BUDGET ACTIVITY 01: AIRCRAFT									
FIXED WING									
1	UTILITY F/W CARGO AIRCRAFT				4.9			109.2	U
2	UTILITY F/W AIRCRAFT				3.9			4.1	U
ROTARY									
3	ARMED RECONNAISSANCE HELICOPTER						18	141.4	U
4	HELICOPTER, LIGHT UTILITY (LUH)	A	2.0	12	70.6		39	198.7	U
5	UH-60 BLACKHAWK (MFP)		43	(491.9)	49	(653.3)	38	(632.5)	U
	LESS: ADVANCE PROCUREMENT (FY			(219.7)		(50.4)		(78.0)	U
				472.2		602.9		554.6	
6	UH-60 BLACKHAWK (MFP)								U
	ADVANCE PROCUREMENT (FY			34.6		78.0		185.8	U
	(FY 2005 FOR FY 2006) (MEMO)			(34.6)		(78.0)			
	(FY 2006 FOR FY 2007) (MEMO)							(162.8)	
	(FY 2007 FOR FY 2008) (MEMO)							(15.1)	
	(FY 2007 FOR FY 2009) (MEMO)							(15.1)	
	(FY 2007 FOR FY 2010) (MEMO)							(22.9)	
	(FY 2007 FOR FY 2011) (MEMO)								
7	HELICOPTER NEW TRAINING			13.0					U
				521.8		760.3		1,193.7	
TOTAL AIRCRAFT									
BUDGET ACTIVITY 02: MODIFICATION OF AIRCRAFT									
MODIFICATION OF AIRCRAFT									
8	GUARDRAIL MODS (TIARA)			16.5		18.7		58.0	U
9	ARL MODS (TIARA)	A		36.0				48.0	U

UNCLASSIFIED
DEPARTMENT OF THE ARMY
FY 2007 PROCUREMENT PROGRAM
EXHIBIT P-1
DATE: FEB 2006

APPROPRIATION: 2031A AIRCRAFT PROCUREMENT, ARMY

LINE NO	ITEM NOMENCLATURE	IDENT CODE	FY 2005				FY 2006				FY 2007			
			QUANTITY	COST	QUANTITY	COST	QUANTITY	COST	QUANTITY	COST	QUANTITY	COST	QUANTITY	COST
10	AN-64 MODS	A		(43.5)		(596.2)						(794.4)		
	LESS: ADVANCE PROCUREMENT (FY)													
				43.5		596.2						775.6		
11	UH-60 MODS													
	ADVANCE PROCUREMENT (CY)													
	(FY 2006 FOR FY 2007) (MEMO)													
	(FY 2007 FOR FY 2008) (MEMO)													
12	UH-60 MODS			(848.7)		(697.0)						(697.7)		
	LESS: ADVANCE PROCUREMENT (FY)													
				848.7		697.0						697.7		
13	UH-60 MODS													
	ADVANCE PROCUREMENT (CY)													
	(FY 2005 FOR FY 2006) (MEMO)													
	(FY 2006 FOR FY 2007) (MEMO)													
	(FY 2007 FOR FY 2008) (MEMO)													
14	UTILITY/CARGO AIRPLANE MODS			10.0		13.4						10.0		
15	AIRCRAFT LONG RANGE MODS			.8		.8						.4		
16	LONGHORN			(883.9)		(83.4)								
	LESS: ADVANCE PROCUREMENT (FY)													
				883.9		83.4								
17	UH-60 MODS			(88.5)		(59.0)						(30.9)		
	LESS: ADVANCE PROCUREMENT (FY)													
				88.5		59.0						30.9		
18	KUOWA WARRIOR			35.5		24.2						43.7		
19	AIRBORNE AVIONICS			57.8		92.6						156.5		
20	GAIN ROLLUP	A		59.4		31.1						31.7		
				2,056.3		1,635.7						1,793.7		
	TOTAL MODIFICATION OF AIRCRAFT													

UNCLASSIFIED									
DEPARTMENT OF THE ARMY									
FY 2007 PROCUREMENT PROGRAM									
EXHIBIT P-1									
DATE: FEB 2006									
APPROPRIATION: 2031A AIRCRAFT PROCUREMENT, ARMY									
MILLIONS OF DOLLARS									
LINE NO	ITEM NOMENCLATURE	IDENT CODE	FY 2005		FY 2006		FY 2007		U
			QUANTITY	COST	QUANTITY	COST	QUANTITY	COST	
<u>BUDGET ACTIVITY 03: SPARES AND REPAIR PARTS</u>									
SPARES AND REPAIR PARTS									
21	SPARE PARTS (AIR)			10.2		3.9		9.4	U
				-----		-----		-----	
	TOTAL SPARES AND REPAIR PARTS			10.2		3.9		9.4	
<u>BUDGET ACTIVITY 04: SUPPORT EQUIPMENT AND FACILITIES</u>									
GROUND SUPPORT AVIONICS									
22	AIRCRAFT SURVIVABILITY EQUIPMENT			11.6		11.2		27.9	U
23	ASE INFRARED CM			322.6		209.3		305.6	U
<u>OTHER SUPPORT</u>									
24	AIRBORNE COMMAND & CONTROL			28.1		27.7		40.2	U
25	AVIONICS SUPPORT EQUIPMENT			5.1		3.4		5.1	U
26	COMMON GROUND EQUIPMENT			34.9		62.0		64.7	U
27	AIRCREW INTEGRATED SYSTEMS			32.3		31.8		35.3	U
28	AIR TRAFFIC CONTROL			55.0		61.6		86.4	U
29	INDUSTRIAL FACILITIES			45.0		40.7		2.1	U
30	LAUNCHER, 2.75 ROCKET			2.4		2.3		2.4	U
31	AIRBORNE COMMUNICATIONS			9.4					U
				-----		-----		-----	
	TOTAL SUPPORT EQUIPMENT AND FACILITIES			546.4		449.9		569.7	
				-----		-----		-----	
	TOTAL AIRCRAFT PROCUREMENT, ARMY			3,134.7		2,849.8		3,566.5	

FEB 2006

FY 2007

FY 2006

FY 2007

1,088.3

180.9

19.4

7.9

1,350.9

1,239.1

1,350.9

UNCLASSIFIED											
DEPARTMENT OF THE ARMY											
FY 2007 PROCUREMENT PROGRAM											
EXHIBIT P-1											
DATE: FEB 2006											
APPROPRIATION: 2032A MISSILE PROCUREMENT, ARMY											
MILLIONS OF DOLLARS											
LINE NO	ITEM NOMENCLATURE	IDENT CODE	FY 2005 QUANTITY	FY 2005 COST	FY 2006 QUANTITY	FY 2006 COST	FY 2007 QUANTITY	FY 2007 COST	S	R	C
BUDGET ACTIVITY 02: OTHER MISSILES											
SURFACE-TO-AIR MISSILE SYSTEM											
1	PATRIOT SYSTEM SUMMARY	A	108	497.0	108	483.3	108	489.1	U		
2	SURFACE-LAUNCHED AARGAM SYSTEM SUMMARY:	A		2.4		19.1		12.0	U		
3	SURFACE-LAUNCHED AARGAM SYSTEM SUMMARY: ADVANCE PROCUREMENT (CY) (FY 2007 FOR FY 2008) (MEMO)							10.0	U		(10.0)
AIR-TO-SURFACE MISSILE SYSTEM											
4	HELLFIRE SYS SUMMARY	A		105.7		79.0			U		
ANTI-TANK/ASSAULT MISSILE SYSTEM											
5	JAVELIN (AAMS-M) SYSTEM SUMMARY LESS: ADVANCE PROCUREMENT (FY)		1038	(260.7) (-7.6)	300	(56.9)	300	(104.8)	U		
				253.1		56.9		104.8			
6	TOW 2 SYSTEM SUMMARY LESS: ADVANCE PROCUREMENT (FY)	A	2256	(77.7) (-12.9)	1353	(73.7) (-16.8)	949	(50.5) (-18.9)	U		
				64.7		56.9		31.6			
7	TOW 2 SYSTEM SUMMARY ADVANCE PROCUREMENT (CY) (FY 2005 FOR FY 2006) (MEMO) (FY 2006 FOR FY 2007) (MEMO) (FY 2007 FOR FY 2008) (MEMO) (FY 2007 FOR FY 2009) (MEMO)			13.4 (13.4)		18.9 (18.9)		(22.7) (10.0)	U		
8	GUIDED MLRS ROCKET (GNLRS)		954	111.3	822	123.2	702	147.8	U		
9	MLRS REDUCED RANGE PRACTICE ROCKETS (RRPR)		822	6.6	900	7.6	3762	20.9	U		
10	MLRS LAUNCHER SYSTEMS			21.1		20.5			U		
11	HIGH MOBILITY ARTILLERY ROCKET SYSTEM (HIMARS)		37	158.4	35	165.2	50	226.9	U		
12	ARMY TACTICAL MSL SYS (ATACMS) - SYS SUM	B	156	160.8	45	57.7	43	60.5	U		
TOTAL OTHER MISSILES				1,394.5		1,088.3		1,136.3			
UNCLASSIFIED											
PAGE A-7											

UNCLASSIFIED											
DEPARTMENT OF THE ARMY											
FY 2007 PROCUREMENT PROGRAM											
EXHIBIT P-1											
DATE: FEB 2006											
APPROPRIATION: 2032A MISSILE PROCUREMENT, ARMY											
MILLIONS OF DOLLARS											
LINE NO	ITEM NOMENCLATURE	IDENT CODE	FY 2005		FY 2006		FY 2007		C	E	U
			QUANTITY	COST	QUANTITY	COST	QUANTITY	COST			
<u>BUDGET ACTIVITY 03: MODIFICATION OF MISSILES</u>											
MODIFICATIONS											
13	PATRIOT MODS			66.3		76.4		69.9		U	
14	JAVELIN MISSILE MODS	A				13.8		10.4		U	
15	ITAS/TOW MODS			79.0		9.5		84.4		U	
16	MLRS MODS			18.9		14.4		6.9		U	
17	HIMARS MODIFICATIONS			3.0		7.9		9.4		U	
18	HELIFIRE MODIFICATIONS			7.1						U	
<u>TOTAL MODIFICATION OF MISSILES</u>				174.3		122.0		180.9			
<u>BUDGET ACTIVITY 04: SPARES AND REPAIR PARTS</u>											
SPARES AND REPAIR PARTS											
19	SPARES AND REPAIR PARTS			15.2		19.4		25.8		U	
<u>TOTAL SPARES AND REPAIR PARTS</u>				15.2		19.4		25.8			
<u>BUDGET ACTIVITY 05: SUPPORT EQUIPMENT AND FACILITIES</u>											
SUPPORT EQUIPMENT AND FACILITIES											
20	AIR DEFENSE TARGETS			5.8		6.1		3.9		U	
21	ITEMS LESS THAN \$5.0M (MISSILES)			*		*		*		U	
22	PRODUCTION BASE SUPPORT			3.4		3.4		4.0		U	
<u>TOTAL SUPPORT EQUIPMENT AND FACILITIES</u>				9.3		9.5		7.9			
<u>TOTAL MISSILE PROCUREMENT, ARMY</u>				1,593.3		1,239.1		1,350.9			

UNCLASSIFIED				
DEPARTMENT OF THE ARMY				
FY 2007 PROCUREMENT PROGRAM				
SUMMARY				
(\$ IN MILLIONS)				
APPROPRIATION: PROCUREMENT OF M4CV, ARMY				
ACTIVITY	FY 2005	FY 2006	FY 2007	
01. TRACKED COMBAT VEHICLES	4,272.6	1,757.2	1,891.8	
02. WEAPONS AND OTHER COMBAT VEHICLES	688.7	471.9	410.1	
03. SPARE AND REPAIR PARTS	8.2	5.4		
TOTAL PROCUREMENT OF M4CV, ARMY	4,969.6	2,234.5	2,301.9	

FEB 2006

UNCLASSIFIED									
DEPARTMENT OF THE ARMY									
FY 2007 PROCUREMENT PROGRAM									
EXHIBIT P-1									
DATE: FEB 2006									
APPROPRIATION: 2033A PROCUREMENT OF M109, ARMY									
MILLIONS OF DOLLARS									
LINE NO	ITEM NOMENCLATURE	IDENT CODE	FY 2005		FY 2006		FY 2007		U
			QUANTITY	COST	QUANTITY	COST	QUANTITY	COST	
BUDGET ACTIVITY 01: TRACKED COMBAT VEHICLES									
TRACKED COMBAT VEHICLES									
1	ABRAMS TRNG DEV MOD		3.6		3.7			.9	U
2	BRADLEY BASE SUSTAINMENT	B	1,519.3		90.6			285.0	U
3	BRADLEY FVS TRAINING DEVICES (MOD)	A	22.4		5.6			4.7	U
4	ABRAMS TANK TRAINING DEVICES	A	7.0		7.2			.9	U
5	STRIKER VEHICLE		575	1,434.0	340	1,049.4	100	796.0	U
MODIFICATION OF TRACKED COMBAT VEHICLES									
6	CARRIER, MOD	A	219.8		62.0			23.0	U
7	FIST VEHICLE (MOD)		*					32.0	U
8	MOD OF IN-SVC EQUIP, FIST VEHICLE		.7						U
9	BEVS SERIES (MOD)	A	184.8		66.4			70.0	U
10	HOWITZER, MED SP FT 155MM M109A6 (MOD)	A	18.9		14.6			28.7	U
11	FANAV PTP TO FLEET	A	6.8		6.4				U
12	IMPROVED RECOVERY VEHICLE (M88 MOD)	A	53	142.5			12	36.5	U
13	ARMORED VEH LAUNCH BRIDGE (AVLB) (MOD)	A	2.0					66.1	U
14	M1 ABRAMS TANK (MOD)	A	128.7		440.9			364.9	U
15	SYSTEM ENHANCEMENT FOR: SEP M1A2	B	124	573.6			23	171.1	U
SUPPORT EQUIPMENT AND FACILITIES									
16	ITEMS LESS THAN \$5.0M (TCV-MTCV)		.3		.4			.4	U
17	PRODUCTION BASE SUPPORT (TCV-MTCV)		8.2		10.1			11.7	U
TOTAL TRACKED COMBAT VEHICLES			4,272.6		1,757.2		1,891.8		

PAGE A-10

UNCLASSIFIED

UNCLASSIFIED
DEPARTMENT OF THE ARMY
FY 2007 PROCUREMENT PROGRAM
EXHIBIT P-1
DATE: FEB 2006

APPROPRIATION: 2033A PROCUREMENT OF WTCV, ARMY

LINE NO	ITEM NOMENCLATURE	IDENT CODE	FY 2005		FY 2006		FY 2007	
			QUANTITY	COST	QUANTITY	COST	QUANTITY	COST
MILLIONS OF DOLLARS								
38	M119 MODIFICATIONS	A			1.0		.7	U
39	M16 RIFLE MODS	A		20.5	11.5		1.0	U
40	MODIFICATIONS LESS THAN \$5.0M (MOCV-WTCV)			8.3	5.1		1.7	U
SUPPORT EQUIPMENT AND FACILITIES								
41	ITEMS LESS THAN \$5.0M (MOCV-WTCV)			8.2	.5		.5	U
42	PRODUCTION BASE SUPPORT (MOCV-WTCV)			5.2	6.4		6.3	U
43	INDUSTRIAL PREPAREDNESS			12.5	11.0		3.0	U
44	SMALL ARMS EQUIPMENT (SOLDIER ENH PROG)			23.1	5.2		2.8	U
45	REF SMALL ARMS	A		2.0				U
46	CLOSED ACCOUNT ADJUSTMENTS			*				U
TOTAL WEAPONS AND OTHER COMBAT VEHICLES				688.7	471.9		410.1	
BUDGET ACTIVITY 03: SPARE AND REPAIR PARTS								
SPARES								
47	SPARES AND REPAIR PARTS (WTCV)			8.2	5.4			U
TOTAL SPARE AND REPAIR PARTS				8.2	5.4			
TOTAL PROCUREMENT OF WTCV, ARMY				4,989.6	2,234.5		2,301.9	

UNCLASSIFIED				
DEPARTMENT OF THE ARMY				
FY 2007 PROCUREMENT PROGRAM				
SUMMARY				
(\$ IN MILLIONS)				
APPROPRIATION: PROCUREMENT OF AMMUNITION, ARMY				
ACTIVITY	FY 2005	FY 2006	FY 2007	
01. AMMUNITION	1,761.4	1,816.9	1,682.2	
02. AMMUNITION PRODUCTION BASE SUPPORT	272.8	166.8	221.0	
TOTAL PROCUREMENT OF AMMUNITION, ARMY	2,034.2	1,983.6	1,903.1	
				FY 2006

UNCLASSIFIED									
DEPARTMENT OF THE ARMY									
FY 2007 PROCUREMENT PROGRAM									
EXHIBIT P-1									
DATE: FEB 2006									
APPROPRIATION: 2034A PROCUREMENT OF AMMUNITION, ARMY									
MILLIONS OF DOLLARS									
LINE NO	ITEM NOMENCLATURE	IDENT CODE	FY 2005		FY 2006		FY 2007		U
			QUANTITY	COST	QUANTITY	COST	QUANTITY	COST	
BUDGET ACTIVITY 01: AMMUNITION									
SMALL/MEDIUM CAL AMMUNITION									
1	CTG, 5.56MM, ALL TYPES	A		229.4		170.5		214.6	U
2	CTG, 7.62MM, ALL TYPES	A		107.2		95.3		113.6	U
3	CTG, 9MM, ALL TYPES	A		4.9		4.0		3.8	U
4	CTG, .50 CAL, ALL TYPES	A		132.0		123.6		125.1	U
5	CTG, 20MM, ALL TYPES	A				6.0		.1	U
6	CTG, 25MM, ALL TYPES	A		26.0		30.6		32.1	U
7	CTG, 30MM, ALL TYPES	A		24.3		37.4		19.4	U
8	CTG, 40MM, ALL TYPES	A		219.3		176.2		129.4	U
MORTAR AMMUNITION									
9	60MM MORTAR, ALL TYPES			66.5		14.2		13.0	U
10	81MM MORTAR, ALL TYPES			49.0		54.7		54.6	U
11	CTG, MORTAR, 120MM, ALL TYPES	B		113.4		60.7		66.5	U
TANK AMMUNITION									
12	CTG TANK 105MM: ALL TYPES	A		28.7		29.0		19.6	U
13	120MM TANK TRAINING, ALL TYPES			128.8		143.1		142.9	U
14	CTG, TANK, 120MM TACTICAL, ALL TYPES	A		52.6		53.0		48.0	U
ARTILLERY AMMUNITION									
15	CTG, ARTY, 75MM: ALL TYPES	A				2.2		2.3	U
16	CTG, ARTY, 105MM: ALL TYPES	A		27.3		41.3		45.6	U
17	CTG, ARTY, 155MM, ALL TYPES			83.0		124.9		124.1	U
18	PROJ 155MM EXTENDED RANGE XM982	B		23.9		29.3		23.0	U

PAGE A-14

UNCLASSIFIED

DEPARTMENT OF THE ARMY
FY 2007 PROCUREMENT PROGRAM

EXHIBIT P-1

DATE: FEB 2006

APPROPRIATION: 2034A PROCUREMENT OF AMMUNITION, ARMY

LINE NO	ITEM NOMENCLATURE	IDENT CODE	FY 2005				FY 2006				FY 2007			
			QUANTITY	COST	QUANTITY	COST	QUANTITY	COST	QUANTITY	COST	QUANTITY	COST	QUANTITY	COST
19	MODULAR ARTILLERY CHARGE SYSTEM (MACS)	A		71.8		82.5						73.9		U
ARTILLERY FUSES														
20	ARTILLERY FUSES, ALL TYPES			41.2		22.6						4.1		U
MINES														
21	MINE, TRAINING, ALL TYPES			1.3		.2						.4		U
22	MINES (CONVENTIONAL), ALL TYPES	A		3.4		4.0						4.2		U
23	MINE, CLEARING CHARGE, ALL TYPES	A		.9		4.6						4.9		U
24	ANTI-PERSONNEL LANDMINE ALTERNATIVES			12.1		27.5						85.9		U
ROCKETS														
25	SHOULDER FIRED ROCKETS, ALL TYPES	A		22.9		12.7						7.7		U
26	ROCKET, HYDRA 70, ALL TYPES	A		133.2		154.8						136.7		U
OTHER AMMUNITION														
27	DEMOLITION MUNITIONS, ALL TYPES	A		32.7		40.3						33.7		U
28	GRENADES, ALL TYPES	B		28.5		52.4						54.2		U
29	SIGNALS, ALL TYPES	A		38.7		142.3						26.4		U
30	SIMULATORS, ALL TYPES	A		10.2		12.3						10.8		U
MISCELLANEOUS														
31	AMMO COMPONENTS, ALL TYPES	A		5.5		8.7						3.4		U
32	NON-LETHAL AMMUNITION, ALL TYPES	A		5.8		18.5						30.1		U
33	CAD/PAD ALL TYPES	A		3.9		2.6						2.6		U
34	ITEMS LESS THAN \$5 MILLION	A		11.3		5.4						5.5		U
35	AMMUNITION PECULIAR EQUIPMENT	A		11.2		20.7						10.3		U
36	FIRST DESTINATION TRANSPORTATION (AMMO)	A		10.7		9.0						9.6		U

PAGE A-15

UNCLASSIFIED

UNCLASSIFIED											
DEPARTMENT OF THE ARMY											
FY 2007 PROCUREMENT PROGRAM											
EXHIBIT P-1											
DATE: FEB 2006											
APPROPRIATION: 203AA PROCUREMENT OF AMMUNITION, ARMY											
MILLIONS OF DOLLARS											
LINE NO	ITEM NOMENCLATURE	IDENT CODE	FY 2005 QUANTITY	FY 2005 COST	FY 2006 QUANTITY	FY 2006 COST	FY 2007 QUANTITY	FY 2007 COST	8	9	10
37	CASEOUT LIABILITIES			.1		.1		.1			
	TOTAL AMMUNITION		1,761.4		1,816.9			1,682.2			
BUDGET ACTIVITY 02: AMMUNITION PRODUCTION BASE SUPPORT											
PRODUCTION BASE SUPPORT											
38	PROVISION OF INDUSTRIAL FACILITIES		161.3		54.6		116.2		U		
39	LAYAWAY OF INDUSTRIAL FACILITIES		1.9		.3		3.1		U		
40	MAINTENANCE OF INACTIVE FACILITIES		4.4		5.8		4.7		U		
41	CONVENTIONAL MUNITIONS DEMILITARIZATION, ALL		100.4		103.3		94.2		U		
42	ARMS INITIATIVE		4.7		2.7		2.8		U		
	TOTAL AMMUNITION PRODUCTION BASE SUPPORT		272.8		166.8		221.0				
	TOTAL PROCUREMENT OF AMMUNITION, ARMY		2,034.2		1,983.6		1,903.1				

UNCLASSIFIED				
DEPARTMENT OF THE ARMY				
FY 2007 PROCUREMENT PROGRAM				
SUMMARY				
(\$ IN MILLIONS)				
APPROPRIATION: OTHER PROCUREMENT, ARMY				
ACTIVITY	FY 2005	FY 2006	FY 2007	
01. TACTICAL AND SUPPORT VEHICLES	4,931.3	1,864.4	2,153.4	
02. COMMUNICATIONS AND ELECTRONICS EQUIPMENT	5,920.1	4,493.1	3,890.8	
03. OTHER SUPPORT EQUIPMENT	2,013.9	1,137.0	1,641.0	
04. SPARE AND REPAIR PARTS	45.2	33.8	33.5	
TOTAL OTHER PROCUREMENT, ARMY	12,910.4	7,528.3	7,718.6	

FEB 2006

UNCLASSIFIED
DEPARTMENT OF THE ARMY
FY 2007 PROCUREMENT PROGRAM
EXHIBIT P-1
DATE: FEB 2006
APPROPRIATION: 2035A OTHER PROCUREMENT, ARMY

LINE NO	ITEM NOMENCLATURE	IDENT CODE	MILLIONS OF DOLLARS			
			FY 2005 QUANTITY	FY 2005 COST	FY 2006 QUANTITY	FY 2006 COST
BUDGET ACTIVITY 01: TACTICAL AND SUPPORT VEHICLES						
TACTICAL VEHICLES						
1	TACTICAL TRAILERS/DOLLY SETS	A		16.4		28.7
2	SEMITRAILERS, FLATBED:	A		8.9		7.2
3	SEMITRAILERS, TANKERS	A		2.1		6.2
4	41 MOB MULTI-PURP WELD VEH (HMMWV)			938.7		391.3
5	FAMILY OF MEDIUM TACTICAL VEH (FMTV)			1,081.3		441.5
6	FIRETRUCKS & ASSOCIATED FIREFIGHTING EQUIP			14.5		7.4
7	FAMILY OF HEAVY TACTICAL VEHICLES (FHTV)			612.4		236.6
8	ARMORED SECURITY VEHICLES (ASV)			612.8		76.3
9	MINE PROTECTION VEHICLE FAMILY	A		110.9		
10	TRUCK, TRACTOR, LINE HAUL, M915/M916			40.7		16.8
11	HVY EXPANDED MOBILE TACTICAL TRUCK EXT SERV			115.9		88.2
12	HMMWV RECAPITALIZATION PROGRAM			175.6		495.9
13	MODIFICATION OF IN SVC EQUIP			1,192.8		61.5
14	ITEMS LESS THAN \$5.0M (TAC VEH)			.2		.4
15	TOWING DEVICE-FIFTH WHEEL			1.9		2.9
NON-TACTICAL VEHICLES						
16	HEAVY ARMORED SEDAN			4.9		2.9
17	PASSENGER CARRYING VEHICLES			.7		.3
18	NONTACTICAL VEHICLES, OTHER	A		.6		.4
TOTAL TACTICAL AND SUPPORT VEHICLES				4,931.3		1,864.4
						2,153.4

UNCLASSIFIED									
DEPARTMENT OF THE ARMY									
FY 2007 PROCUREMENT PROGRAM									
EXHIBIT P-1									
DATE: FEB 2006									
APPROPRIATION: 2035A OTHER PROCUREMENT, ARMY									
MILLIONS OF DOLLARS									
LINE NO	ITEM NOMENCLATURE	IDENT CODE	FY 2005 QUANTITY	FY 2005 COST	FY 2006 QUANTITY	FY 2006 COST	FY 2007 QUANTITY	FY 2007 COST	U
BUDGET ACTIVITY 02: COMMUNICATIONS AND ELECTRONICS EQUIPMENT									
COMM - JOINT COMMUNICATIONS									
19	MIN - TACTICAL PROGRAM	A			4.2		100.2		U
20	JCSF EQUIPMENT (USREDCOM)							4.8	U
COMM - SATELLITE COMMUNICATIONS									
21	SECOP-I	A	24.1	7.5			16.9		U
22	DEFENSE ENTERPRISE WIDEBAND SATCOM SYSTEMS		92.2	64.1			53.6		U
23	SHF TERM		53.1	29.4			28.5		U
24	SAT TERM, EMUT (SPACE)		3.3	6.2			.8		U
25	NAVSTAR GLOBAL POSITIONING SYSTEM (SPACE)	B	70.8	59.2			61.6		U
26	SMART-T (SPACE)		69.6	14.4			62.3		U
27	SCMP (SPACE)		.6	.6			1.0		U
28	GLOBAL BRDCST SVC - GBS		13.4	12.3			16.8		U
29	MOD OF IN-SVC EQUIP (TAC SAT)		.2	7.6			9.1		U
COMM - C3 SYSTEM									
30	ARMY GLOBAL CMD & CONTROL SYS (AGCCS)	A	23.9	18.1			25.3		U
COMM - COMBAT COMMUNICATIONS									
31	ARMY DATA DISTRIBUTION SYSTEM (DATA RADIO)	B	68.0	56.4			4.9		U
32	JOINT TACTICAL RADIO SYSTEM	A					1.3		U
33	RADIO TERMINAL SET, MIDS IUT(2)	A	3.2	3.2			3.2		U
34	SINGARS FAMILY	A	812.1	499.8			116.5		U
35	MULTI-PURPOSE INFO OPERATIONS SYSTEMS		7.6	8.5			10.5		U
36	JOINT TACTICAL AREA COMMAND SYSTEMS	A	2.6						U

UNCLASSIFIED

DEPARTMENT OF THE ARMY
FY 2007 PROCUREMENT PROGRAM

EXHIBIT P-1
DATE: FEB 2006

APPROPRIATION: 2035A OTHER PROCUREMENT, ARMY

LINE NO	ITEM NOMENCLATURE	IDENT CODE	FY 2005				FY 2006				FY 2007			
			QUANTITY	COST	QUANTITY	COST	QUANTITY	COST	QUANTITY	COST	QUANTITY	COST		
37 BRIDGE TO FUTURE NETWORKS														
		B		554.6		237.2		237.2		340.2		340.2		U
38 COMMS-ELEC EQUIP FIELDING														
				12.0		20.2		5.2		5.2		27.6		U
39 SPIDER ALPHA REMOTE CONTROL UNIT														
		A		6.6		5.9		9.9		9.9		16.5		U
40 SOLDIER ENHANCEMENT PROGRAM COMM/ELECTRONICS														
		B		33.3		16.7		608.6		91.4		10.5		U
41 COMBAT SURVIVOR EVASER LOCATOR (CSEL)														
		A		231.0		36.3		1.3		1.4				U
42 RADIO, IMPROVED HF FAMILY														
43 MEDICAL COMM FOR CRT CASUALTY CARE (MC4)														
COMM - INTELLIGENCE COMM														
		A		8.7		3.0		71.5		90.4				U
44 CI AUTOMATION ARCHITECTURE														
INFORMATION SECURITY														
				21.8		3.0				14.9		14.9		U
45 TSEC - ARMY KEY MGT SYS (AKMS)														
		A		107.7										U
46 INFORMATION SYSTEM SECURITY PROGRAM-ISSP														
COMM - LONG HAUL COMMUNICATIONS														
				22.0		15.5		14.4		14.4				U
47 TERRESTRIAL TRANSMISSION														
				64.2		38.2		33.8		33.8				U
48 BASE SUPPORT COMMUNICATIONS														
				5.7										U
49 ARMY DISN ROUTER														
				.5		.5		.5		.5				U
50 ELECTROMAG COMP PROG (EMCP)														
				106.2		2.7		27.1		27.1				U
51 HW TECH CON IMP PROG (HWTCIP)														
COMM - BASE COMMUNICATIONS														
				322.3		12.7		19.6		19.6				U
52 INFORMATION SYSTEMS														
				11.3		6.4		5.7		5.7				U
53 DEFENSE MESSAGE SYSTEM (DMS)														
		A		292.1		279.6								U
54 INSTALLATION INFO INFRASTRUCTURE MOD PROGRAM														
				76.6										U
55 LOCAL AREA NETWORK (LAN)														

UNCLASSIFIED

DEPARTMENT OF THE ARMY
FY 2007 PROCUREMENT PROGRAM
APPROPRIATION: 2035A OTHER PROCUREMENT, ARMY

EXHIBIT P-1
DATE: FEB 2006

LINE NO	ITEM NOMENCLATURE	IDENT CODE	FY 2005				FY 2006				FY 2007			
			QUANTITY	COST	QUANTITY	COST	QUANTITY	COST	QUANTITY	COST				
MILLIONS OF DOLLARS														
56	PENTAGON INFORMATION MGT AND TELECOM			28.8				28.3					32.7	U
ELECT EQUIP - NAT INTEL PROG (NIP)														
57	FOREIGN COUNTERINTELLIGENCE PROG (FCI)													
58	GENERAL DEFENSE INTEL PROG (GDIP)													
ELECT EQUIP - TACT INT REL ACT (TIARA)														
59	ALL SOURCE ANALYSIS SYS (ASAS) (MIP)	B		52.4			29.9						34.4	U
60	JTT/CIBS-M (MIP)	B		5.8			9.7						1.0	U
61	PROPHET GROUND (MIP)			97.0			96.5						96.5	U
62	TACTICAL UNMANNED AERIAL SYS (TUAS) (MIP)	A		305.6			202.6						100.3	U
63	SMALL UNMANNED AERIAL SYSTEM (SUAS)	A					19.8						10.2	U
64	DIGITAL TOPOGRAPHIC SFT SYS (DTSS) (MIP)	B		20.1			20.9						30.7	U
65	DRUG INTERDICTION PROGRAM (DIP) (TIARA)			20.7										U
66	TACTICAL EXPLOITATION SYSTEM (MIP)			25.9										U
67	DCGS-A (MIP)			10.2			38.0						65.4	U
68	JOINT TACTICAL GROUND STATION (JTGS)	A					12.5						9.9	U
69	TROJAN (MIP)	B		5.7			6.0						7.7	U
70	MOD OF IN-SVC EQUIP (INTEL SFT) (MIP)			7.3			1.6						5.0	U
71	CI HUMINT INFO MANAGEMENT SYSTEM (CHIMS) MIP			33.7			.7						19.7	U
72	ITEMS LESS THAN \$5.0M (MIP)			93.5			20.3						29.7	U
ELECT EQUIP - ELECTRONIC WARFARE (EW)														
73	LIGHTWEIGHT COUNTER MORTAR RADAR	A					4.9						16.3	U
74	WALLLOCK			375.8										U
75	COUNTERINTELLIGENCE/SECURITY COUNTERMEASURES			26.6										U

PAGE A-21

UNCLASSIFIED

UNCLASSIFIED									
DEPARTMENT OF THE ARMY									
FY 2007 PROCUREMENT PROGRAM									
APPROPRIATION: 2035A OTHER PROCUREMENT, ARMY									
EXHIBIT P-1									
DATE: FEB 2006									
MILLIONS OF DOLLARS									
LINE NO	ITEM NOMENCLATURE	IDENT CODE	FY 2005 QUANTITY	FY 2005 COST	FY 2006 QUANTITY	FY 2006 COST	FY 2007 QUANTITY	FY 2007 COST	
ELECT EQUIP - TACTICAL SURV. (TAC SURV)									
76	SENTINEL MDS		10.6	8.3			15.1	U	
77	NIGHT VISION DEVICES	A	258.7	393.1			321.0	U	
78	LONG RANGE ADVANCED SCOUT SURVEILLANCE SYSTEM		102.6	41.8			179.6	U	
79	LWMT VIDEO RECON SYSTEM (LWVRS)	A	1.1					U	
80	NIGHT VISION, THERMAL WFN SIGHT	B	73.5	145.7			209.5	U	
81	RADIATION MONITORING SYSTEMS						4.4	U	
82	RAPID AEROSTAT INITIAL DEPLOYMENT	A	119.3					U	
83	ARTILLERY ACCURACY EQUIP		12.4	1.0			.8	U	
84	MOD OF IN-SVC EQUIP (NMS)		.5	.3			.3	U	
85	MOD OF IN-SVC EQUIP (NWS)		.3					U	
86	ENHANCED PORTABLE INDUCTIVE ARTILLERY FUSE		1.9	6.7			7.4	U	
87	PROFILER		30.0	4.8			2.1	U	
88	MOD OF IN-SVC EQUIP (FIREFINDER RADARS)		38.6	17.8			19.2	U	
89	FORCE XXI BATTLE CMO BRIGADE & BELOW (FBCB2)	B	255.2	255.3			160.1	U	
90	LIGHTWEIGHT LASER DESIGNATOR/RANGEFINDER	B	43.1	12.6			50.2	U	
91	COMPUTER BALLISTICS: JHMCC XM32	A	9.7	1.4				U	
92	MORTAR FIRE CONTROL SYSTEM		80.8	18.6			39.0	U	
93	INTEGRATED MET SYS SENSORS (IMETS) - MIP		.3	3.7			3.5	U	
94	ENHANCED SENSOR & MONITORING SYSTEM	A	1.4	2.0				U	
ELECT EQUIP - TACTICAL C2 SYSTEMS									
95	TACTICAL OPERATIONS CENTERS		124.0	129.6			57.7	U	
96	ADV FA TAC DATA SYS / EFF CTRL SYS	B	38.7	26.7			22.0	U	
UNCLASSIFIED									
PAGE A-22									

UNCLASSIFIED									
DEPARTMENT OF THE ARMY									
FY 2007 PROCUREMENT PROGRAM									
EXHIBIT P-1									
DATE: FEB 2006									
APPROPRIATION: 2035A OTHER PROCUREMENT, ARMY									
MILLIONS OF DOLLARS									
LINE NO	ITEM NOMENCLATURE	TOMB CODE	FY 2005		FY 2006		FY 2007		S
			QUANTITY	COST	QUANTITY	COST	QUANTITY	COST	
97	MOD OF IN-SVC EQUIP, AFATDS		3.9	5.0		5.4		5.4	U
98	LIGHT WEIGHT TECHNICAL FIRE DIRECTION SYS	A	2.0	2.9		6.0		6.0	U
99	BATTLE COMMAND SUSTAINMENT SUPPORT SYSTEM		48.8	10.0		32.0		32.0	U
100	FMD C2	A	187.3	39.9		21.1		21.1	U
101	AIR & MSL DEFENSE PLANNING & CONTROL SYS		11.6	103.6		69.3		69.3	U
102	FORWARD ENTRY DEVICE / LIGHTWEIGHT FED	B	2.0	3.1		9.3		9.3	U
103	KNIGHT FAMILY	A	40.6			24.2		24.2	U
104	LIFE CYCLE SOFTWARE SUPPORT (LCSS)		1.8	1.9		2.0		2.0	U
105	LOGTECH	B	34.2	69.0		97.2		97.2	U
106	TC AIMS II		15.9	16.2		29.9		29.9	U
107	JOINT NETWORK MANAGEMENT SYSTEM (JNMS)		12.3	11.7		8.3		8.3	U
108	TACTICAL INTERNET MANAGER		11.1	16.8		11.4		11.4	U
109	MANEUVER CONTROL SYSTEM (MCS)	A	43.9	73.9		77.0		77.0	U
110	SINGLE ARMY LOGISTICS ENTERPRISE (SALE)	A	67.3	64.5		121.8		121.8	U
111	MOUNTED BATTLE COMMAND ON THE MOVE (MBCOTM)	A	20.0	30.9		79.0		79.0	U
ELECT EQUIP - AUTOMATION									
112	GENERAL FUND ENTERPRISE BUSINESS SYSTEM	A				78.4		78.4	U
113	ARMY TRAINING MODERNIZATION		9.0	21.9		21.6		21.6	U
114	AUTOMATED DATA PROCESSING EQUIP		154.0	146.6		139.2		139.2	U
115	CSS COMMUNICATIONS	A				15.9		15.9	U
116	RESERVE COMPONENT AUTOMATION SYS (RCAS)		56.3	31.4		28.7		28.7	U
ELECT EQUIP - AUDIO VISUAL SYS (A/V)									
117	AFPTS		1.8	2.7		1.0		1.0	U

UNCLASSIFIED									
DEPARTMENT OF THE ARMY									
FY 2007 PROCUREMENT PROGRAM									
EXHIBIT P-1									
DATE: FEB 2006									
APPROPRIATION: 2035A OTHER PROCUREMENT, ARMY									
MILLIONS OF DOLLARS									
LINE NO	ITEM NOMENCLATURE	IDENT CODE	FY 2005 QUANTITY	FY 2005 COST	FY 2006 QUANTITY	FY 2006 COST	FY 2007 QUANTITY	FY 2007 COST	\$
118	ITEMS LESS THAN \$5.0M (A/V)		4.2	6.3	6.3	6.8	6.8	U	
119	ITEMS LESS THAN \$5M (SURVEYING EQUIPMENT)		2.3	2.9	2.9	1.7	1.7	U	
ELECT EQUIP - MODS TACTICAL SYS/EQ									
120	WEAPONIZATION OF UNMANNED AERIAL SYSTEM (UAS)	A				15.2	15.2	U	
ELECT EQUIP - SUPPORT									
121	ITEMS UNDER \$5M (SSE)	A				17.5	17.5	U	
122	PRODUCTION BASE SUPPORT (C-E)			.4		.5	.5	U	
TOTAL COMMUNICATIONS AND ELECTRONICS EQUIPMENT			5,920.1	4,493.1	4,493.1	3,890.8			
BUDGET ACTIVITY 03: OTHER SUPPORT EQUIPMENT									
CHEMICAL DEFENSIVE EQUIPMENT									
123	CBRN SOLDIER PROTECTION	A	3.8	2.9	2.9	38.3	38.3	U	
124	SMOKE & OBSCURANT FAMILY: SSF (NON AMO ITEM)					4.1	4.1	U	
BRIDGING EQUIPMENT									
125	TACTICAL BRIDGING		34.0	25.9	25.9	69.6	69.6	U	
126	TACTICAL BRIDGE, FLOAT-RIBBON		28.5	5.8	5.8	80.1	80.1	U	
ENGINEER (NON-CONSTRUCTION) EQUIPMENT									
127	HANDHELD STANDOFF MINEFIELD DETECTION SYS-HST	B	18.6	21.5	21.5	52.8	52.8	U	
128	KIT, STANDARD TELLEROPERATING		.5					U	
129	GRND STANDOFF MINE DETECTION SYSTEM		79.3	2.9	2.9	197.7	197.7	U	
130	ROBOTIC COMBAT SUPPORT SYSTEM (RCSS)		1.6	1.6	1.6			U	
131	EXPLOSIVE ORDNANCE DISPOSAL EQPMT (EOD EQPMT)		39.3	25.5	25.5	37.3	37.3	U	
132	ITEMS LESS THAN \$5M (COUNTERMINE EQUIPMENT)	A	.7	.6	.6	.5	.5	U	

UNCLASSIFIED									
DEPARTMENT OF THE ARMY									
FY 2007 PROCUREMENT PROGRAM									
APPROPRIATION: 2035A OTHER PROCUREMENT, ARMY									
EXHIBIT P-1									
DATE: FEB 2006									
MILLIONS OF DOLLARS									
LINE NO	ITEM NOMENCLATURE	IDENT CODE	FY 2005 QUANTITY	FY 2005 COST	FY 2006 QUANTITY	FY 2006 COST	FY 2007 QUANTITY	FY 2007 COST	\$
COMBAT SERVICE SUPPORT EQUIPMENT									
133	HEATERS AND ECU'S	A		16.3		3.4		10.6	U
134	LAUNDRIES, SHOWERS AND LATRINES			2.0		2.0			U
135	SOLDIER ENHANCEMENT			7.2		4.7		9.3	U
136	LIGHTWEIGHT MAINTENANCE ENCLOSURE (LME)			7.5		2.8			U
137	DISMOUNTED BATTLE COMMAND SYSTEM (DBCS)	B		10.6		35.3		19.2	U
138	MOUNTED WARRIOR					8.3			U
139	FIELD FEEDING EQUIPMENT			20.2		22.1		36.9	U
140	CARGO AERIAL DELIVERY PROGRAM			12.4		33.9		42.7	U
141	ITEMS LESS THAN \$5M (ENG SPT)	A		6.6		3.2		5.6	U
142	ITEMS LESS THAN \$5.0M (CSS EQ)			3.4		3.2			U
PETROLEUM EQUIPMENT									
143	QUALITY SURVEILLANCE EQUIPMENT	A				.7		1.3	U
144	DISTRIBUTION SYSTEMS, PETROLEUM & WATER			62.1		59.5		67.9	U
WATER EQUIPMENT									
145	WATER PURIFICATION SYSTEMS			59.5		8.8		9.8	U
MEDICAL EQUIPMENT									
146	COMBAT SUPPORT MEDICAL			34.8		49.5		20.5	U
MAINTENANCE EQUIPMENT									
147	SHOP EQ CONTACT MAINTENANCE TRK MTD (MYP)	A		46.4		8.1		54.7	U
148	WELDING SHOP, TRAILER MTD	A		4.5		.2		3.1	U
149	ITEMS LESS THAN \$5.0M (MAINT EQ)	A		9.3		2.3			U

UNCLASSIFIED									
DEPARTMENT OF THE ARMY									
FY 2007 PROCUREMENT PROGRAM									
EXHIBIT P-1									
DATE: FEB 2006									
APPROPRIATION: 2035A OTHER PROCUREMENT, ARMY									
LINE NO	ITEM NOMENCLATURE	IDENT CODE	FY 2005		FY 2006		FY 2007		U
			QUANTITY	COST	QUANTITY	COST	QUANTITY	COST	
MILLIONS OF DOLLARS									
CONSTRUCTION EQUIPMENT									
150	GRADER, ROAD WTRD, HYV, 6X4 (CEE)	A						2.9	U
151	SCRAPERS, EARTHMOVING	A						1.0	U
152	MISSION MODULES - ENGINEERING	A		4.9		3.7		12.1	U
153	LOADERS			11.2		8.1		13.0	U
154	HYDRAULIC EXCAVATOR	B						2.5	U
155	TRACTOR, FULL TRACKED	A				3.7		4.8	U
156	CRANES			3.6					U
157	HIGH MOBILITY ENGINEER EXCAVATOR (HME2)	A		9.6		11.0		47.8	U
158	CONST EQUIP ESP			31.5		22.8		40.2	U
159	ITEMS LESS THAN \$5.0M (CONST EQUIP)	A		6.7		3.3		22.2	U
RAIL FLOAT CONTAINERIZATION EQUIPMENT									
160	SMALL TUG			1.0					U
161	LOGISTIC SUPPORT VESSEL (LSV)	B		2.0		6.7			U
162	HARBORMASTER COMMAND AND CONTROL CENTER					.6		9.3	U
163	CAUSEWAY SYSTEMS	A		4.5		8.9		9.0	U
164	ITEMS LESS THAN \$5.0M (FLOAT/RAIL)	A		2.8		4.3		2.5	U
GENERATORS									
165	GENERATORS AND ASSOCIATED EQUIP	A		128.9		42.6		69.5	U
MATERIAL HANDLING EQUIPMENT									
166	ROUGH TERRAIN CONTAINER HANDLER (RTCH)	A		1.0					U
167	ALL TERRAIN LIFTING ARMY SYSTEM			3.4		4.3		20.5	U

UNCLASSIFIED									
DEPARTMENT OF THE ARMY									
FY 2007 PROCUREMENT PROGRAM									
APPROPRIATION: 2035A OTHER PROCUREMENT, ARMY									
DATE: FEB 2006									
EXHIBIT P-1									
LINE NO	ITEM NOMENCLATURE	IDENT CODE	FY 2005		FY 2006		FY 2007		B
			QUANTITY	COST	QUANTITY	COST	QUANTITY	COST	
MILLIONS OF DOLLARS									
TRAINING EQUIPMENT									
168	COMBAT TRAINING CENTERS (CTC) SUPPORT		85.3		60.0			38.5	U
169	TRAINING DEVICES, NONSYSTEM		295.0		204.6			243.1	U
170	CLOSE COMBAT TACTICAL TRAINER	A	58.3		82.9			16.9	U
171	AVIATION COMBINED ARMS TACTICAL TRAINER		51.9		70.3			80.6	U
TEST MEASURE AND DIG EQUIPMENT (TMD)									
172	CALIBRATION SETS EQUIPMENT		13.3					2.0	U
173	INTEGRATED FAMILY OF TEST EQUIPMENT (IFTE)		74.1		21.5			47.8	U
174	TEST EQUIPMENT MODERNIZATION (TEMOD)		8.5		.5			11.8	U
OTHER SUPPORT EQUIPMENT									
175	RAPID EQUIPPING SOLDIER SUPPORT EQUIPMENT	A	196.7		54.2			50.7	U
176	IED DEFEND EQUIPMENT	A	137.2		92.5				U
177	PHYSICAL SECURITY SYSTEMS (OPA3)	A	109.7		71.3			66.7	U
178	BASE LEVEL COM'L EQUIPMENT		5.9					3.3	U
179	MODIFICATION OF IN-SVC EQUIPMENT (OPA-3)		10.8		9.0			35.5	U
180	PRODUCTION BASE SUPPORT (OTH)		2.6		2.6			3.0	U
181	BUILDING, PRE-FAB, RELOCATABLE	A	230.9						U
182	SPECIAL EQUIPMENT FOR USER TESTING		11.2		10.5			19.6	U
183	MS8975		2.4		2.4			2.4	U
TOTAL OTHER SUPPORT EQUIPMENT			2,013.9		1,137.0			1,641.0	
BUDGET ACTIVITY 04: SPARE AND REPAIR PARTS									
OP&Z									
184	INITIAL SPARES - C&E		43.9		33.1			31.3	U

UNCLASSIFIED									
DEPARTMENT OF THE ARMY									
FY 2007 PROCUREMENT PROGRAM									
EXHIBIT P-1									
DATE: FEB 2006									
APPROPRIATION: 2035A OTHER PROCUREMENT, ARMY									
MILLIONS OF DOLLARS									
LINE NO	ITEM NOMENCLATURE	IDENT CODE	FY 2005 QUANTITY	FY 2005 COST	FY 2006 QUANTITY	FY 2006 COST	FY 2007 QUANTITY	FY 2007 COST	
OP&3									
185	INITIAL SPARES - OTHER SUPPORT EQUIP		1.3	1.3	.7		2.2	0	
TOTAL SPARE AND REPAIR PARTS				45.2	33.8		33.5		
TOTAL OTHER PROCUREMENT, ARMY				12,910.4	7,528.3		7,718.6		

UNCLASSIFIED				
DEPARTMENT OF THE ARMY				
FY 2007 PROCUREMENT PROGRAM				
SUMMARY				
(\$ IN MILLIONS)				
FEB 2006				
APPROPRIATION: CHEM AGENTS & MUNITIONS DESTRUCTION, ARMY				
ACTIVITY	FY 2005	FY 2006	FY 2007	
01. CHEM AGENTS & MUNITIONS DESTRUCT-O&M	1,088.0	1,204.3		
02. CHEM AGENTS & MUNITIONS DESTRUCT-REFILE	205.1	67.1		
03. CHEM AGENTS & MUNITIONS DESTRUCT-PROC	78.9	115.4		
TOTAL CHEM AGENTS & MUNITIONS DESTRUCTION,	1,371.9	1,386.8		

UNCLASSIFIED									
DEPARTMENT OF THE ARMY									
FY 2007 PROCUREMENT PROGRAM									
APPROPRIATION: 0390A CHEM AGENTS & MUNITIONS DESTRUCTION, ARMY									
DATE: FEB 2006									
EXHIBIT P-1									
MILLIONS OF DOLLARS									
LINE NO	ITEM NOMENCLATURE	IDENT CODE	FY 2005 QUANTITY	FY 2005 COST	FY 2006 QUANTITY	FY 2006 COST	FY 2007 QUANTITY	FY 2007 COST	B C
BUDGET ACTIVITY 01: CHEM AGENTS & MUNITIONS DESTRUCT-O&M									
OPERATION & MAINTENANCE									
1	CHEM DEMILITARIZATION - O&M			1,088.0		1,204.3			U
				-----		-----			
	TOTAL CHEM AGENTS & MUNITIONS DESTRUCT-O&M			1,088.0		1,204.3			
BUDGET ACTIVITY 02: CHEM AGENTS & MUNITIONS DESTRUCT-RT&E									
RT&E									
2	CHEM DEMILITARIZATION - RT&E			205.1		67.1			U
				-----		-----			
	TOTAL CHEM AGENTS & MUNITIONS DESTRUCT-RT&E			205.1		67.1			
BUDGET ACTIVITY 03: CHEM AGENTS & MUNITIONS DESTRUCT-PROC									
PROCUREMENT									
3	CHEM DEMILITARIZATION - PROC			78.9		115.4			U
				-----		-----			
	TOTAL CHEM AGENTS & MUNITIONS DESTRUCT-PROC			78.9		115.4			
				-----		-----			
	TOTAL CHEM AGENTS & MUNITIONS DESTRUCTION, ARMY			1,371.9		1,386.8			

UNCLASSIFIED				
DEPARTMENT OF THE NAVY				
FY 2007 PROCUREMENT PROGRAM				
SUMMARY				
(\$ IN MILLIONS)				
APPROPRIATION				
	FY 2005	FY 2006	FY 2007	
AIRCRAFT PROCUREMENT, NAVY	9,011.5	9,785.9	10,868.8	
WEAPONS PROCUREMENT, NAVY	2,191.1	2,741.2	2,555.0	
PROCUREMENT OF AMMO, NAVY & MARINE CORPS	1,023.7	881.5	789.9	
SHIPBUILDING & CONVERSION, NAVY	10,373.2	10,595.3	10,578.6	
OTHER PROCUREMENT, NAVY	4,862.0	5,486.0	4,967.9	
PROCUREMENT, MARINE CORPS	5,030.1	3,035.9	1,273.5	
TOTAL DEPARTMENT OF THE NAVY	32,491.6	32,525.9	31,033.7	

FEB 2006

UNCLASSIFIED			
DEPARTMENT OF THE NAVY			
FY 2007 PROCUREMENT PROGRAM			
SUMMARY			
(\$ IN MILLIONS)			
APPROPRIATION: AIRCRAFT PROCUREMENT, NAVY			
ACTIVITY	FY 2005	FY 2006	FY 2007
01. COMBAT AIRCRAFT	5,070.7	5,993.9	7,104.8
02. AIRLIFT AIRCRAFT	187.1	10.2	
03. TRAINER AIRCRAFT	318.0	255.6	522.4
04. OTHER AIRCRAFT	335.8	433.1	339.0
05. MODIFICATION OF AIRCRAFT	1,512.7	1,482.7	1,532.7
06. AIRCRAFT SPARES AND REPAIR PARTS	966.4	1,005.5	812.7
07. AIRCRAFT SUPPORT EQUIPMENT & FACILITIES	620.8	604.9	557.2
TOTAL AIRCRAFT PROCUREMENT, NAVY	9,011.5	9,785.9	10,868.8

FEB 2006

UNCLASSIFIED									
DEPARTMENT OF THE NAVY									
FY 2007 PROCUREMENT PROGRAM									
EXHIBIT P-1									
DATE: FEB 2006									
APPROPRIATION: 1506N AIRCRAFT PROCUREMENT, NAVY									
MILLIONS OF DOLLARS									
LINE NO	ITEM NOMENCLATURE	IDENT CODE	FY 2005 QUANTITY	FY 2005 COST	FY 2006 QUANTITY	FY 2006 COST	FY 2007 QUANTITY	FY 2007 COST	S
BUDGET ACTIVITY 01: COMBAT AIRCRAFT									
COMBAT AIRCRAFT									
1	AV-8B (V/STOL)HARRIER (MYP)	A		.9		1.7			D
2	EA-18G	B			4	(314.5)	12	(891.6)	D
	LESS: ADVANCE PROCUREMENT (FY					(-8.2)		(-245.2)	D
						306.3		865.4	
3	EA-18G					26.2		39.8	D
	ADVANCE PROCUREMENT (CY			8.2		(26.2)		(39.8)	
	(FY 2005 FOR FY 2006) (MEMO)								
	(FY 2006 FOR FY 2007) (MEMO)								
	(FY 2007 FOR FY 2008) (MEMO)								
4	F/A-18E/F (FIGHTER) HORNET (MYP)	A	42	(2,958.4)	38	(2,917.7)	30	(2,362.5)	D
	LESS: ADVANCE PROCUREMENT (FY			(-84.0)		(-83.4)		(-74.2)	D
						2,834.3		2,288.3	
5	F/A-18E/F (FIGHTER) HORNET (MYP)					85.0		53.0	D
	ADVANCE PROCUREMENT (CY			83.4		(81.4)			
	(FY 2005 FOR FY 2006) (MEMO)					(74.2)			
	(FY 2006 FOR FY 2007) (MEMO)					(3.2)			
	(FY 2007 FOR FY 2008) (MEMO)					(2.7)			
	(FY 2006 FOR FY 2009) (MEMO)					(3.0)			
	(FY 2006 FOR FY 2010) (MEMO)					(1.9)			
	(FY 2006 FOR FY 2011) (MEMO)								
	(FY 2007 FOR FY 2008) (MEMO)								
6	JOINT STRIKE FIGHTER								
	ADVANCE PROCUREMENT (CY							245.0	D
	(FY 2007 FOR FY 2008) (MEMO)							(245.0)	

UNCLASSIFIED									
DEPARTMENT OF THE NAVY									
FY 2007 PROCUREMENT PROGRAM									
EXHIBIT P-1									
DATE: FEB 2006									
APPROPRIATION: 1506N AIRCRAFT PROCUREMENT, NAVY									
MILLIONS OF DOLLARS									
LINE NO	ITEM NOMENCLATURE	IDENT CODE	FY 2005 QUANTITY	FY 2005 COST	FY 2006 QUANTITY	FY 2006 COST	FY 2007 QUANTITY	FY 2007 COST	
7	V-22 (MEDIUM LIFT)		8	(977.2)	9	(1,036.2)	14	(1,371.1)	U
	LESS: ADVANCE PROCUREMENT (FY)			(318.3)		(255.2)		(66.4)	U
				838.9		981.0		1,304.7	
8	V-22 (MEDIUM LIFT)								
	ADVANCE PROCUREMENT (CY)			55.2		66.4		194.1	U
	(FY 2005 FOR FY 2006) (MEMO)			(55.2)		(66.4)			
	(FY 2006 FOR FY 2007) (MEMO)							(87.2)	
	(FY 2007 FOR FY 2008) (MEMO)							(26.9)	
	(FY 2008 FOR FY 2009) (MEMO)							(26.9)	
	(FY 2009 FOR FY 2010) (MEMO)							(29.3)	
	(FY 2010 FOR FY 2011) (MEMO)							(28.1)	
	(FY 2011 FOR FY 2012) (MEMO)								
9	UH-1Y/AH-1Z	A	7	213.1	10	314.5	18	446.7	U
10	MH-60S (MVP)	A	15	(382.5)	26	(565.3)	18	(573.5)	U
	LESS: ADVANCE PROCUREMENT (FY)			(-96.4)		(-107.7)		(-115.3)	U
				286.1		457.6		458.2	
11	MH-60S (MVP)								
	ADVANCE PROCUREMENT (CY)			104.5		124.1		90.4	U
	(FY 2005 FOR FY 2006) (MEMO)			(102.7)					
	(FY 2006 FOR FY 2007) (MEMO)			(1.4)					
	(FY 2007 FOR FY 2008) (MEMO)			(.5)					
	(FY 2008 FOR FY 2009) (MEMO)							(113.9)	
	(FY 2009 FOR FY 2010) (MEMO)							(4.3)	
	(FY 2010 FOR FY 2011) (MEMO)							(2.6)	
	(FY 2011 FOR FY 2012) (MEMO)							(1.7)	
	(FY 2012 FOR FY 2013) (MEMO)							(1.6)	
	(FY 2013 FOR FY 2014) (MEMO)							(81.7)	
	(FY 2014 FOR FY 2015) (MEMO)							(2.9)	
	(FY 2015 FOR FY 2016) (MEMO)							(2.9)	
	(FY 2016 FOR FY 2017) (MEMO)							(2.9)	

UNCLASSIFIED
DEPARTMENT OF THE NAVY
FY 2007 PROCUREMENT PROGRAM
EXHIBIT P-1
DATE: FEB 2006

APPROPRIATION: 15068 AIRCRAFT PROCUREMENT, NAVY

LINE NO	ITEM NOMENCLATURE	IDENT CODE	FY 2005				FY 2006				FY 2007			
			QUANTITY	COST	QUANTITY	COST	QUANTITY	COST	QUANTITY	COST				
MILLIONS OF DOLLARS														
12	MH-60R	A	6	(326.0)	12	(502.1)	25	(911.9)	0					
	LESS: ADVANCE PROCUREMENT (FY)			(-36.6)		(-68.6)		(-116.6)	0					
				289.4		433.4		795.3						
13	MH-60R													
	ADVANCE PROCUREMENT (CY)			69.7		117.6		120.5						
	(FY 2005 FOR FY 2006) (MEMO)			(68.6)										
	(FY 2005 FOR FY 2007) (MEMO)			(.7)										
	(FY 2005 FOR FY 2008) (MEMO)			(.3)										
	(FY 2006 FOR FY 2007) (MEMO)				(115.9)									
	(FY 2006 FOR FY 2008) (MEMO)				(1.7)									
	(FY 2007 FOR FY 2008) (MEMO)													
14	E-2C (EARLY WARNING) HAWKEYE (MYP)	A	2	(225.1)	2	(234.6)	2	(265.0)	0					
	LESS: ADVANCE PROCUREMENT (FY)			(-11.6)		(-266.3)		(-61.4)	0					
				210.5		208.3		203.6						
15	E-2C (EARLY WARNING) HAWKEYE (MYP)													
	ADVANCE PROCUREMENT (CY)			36.2		37.5								
	(FY 2005 FOR FY 2006) (MEMO)			(19.3)										
	(FY 2005 FOR FY 2007) (MEMO)			(16.9)										
	(FY 2006 FOR FY 2007) (MEMO)				(37.5)									
				5,070.7		5,993.9		7,104.8						
TOTAL COMBAT AIRCRAFT														
BUDGET ACTIVITY 02: AIRLIFT AIRCRAFT														
AIRLIFT AIRCRAFT														
16	UC-35		2	16.0										
17	C-40A	A	1	64.9		10.2								
18	C-37	A	2	106.1										
				187.1		10.2								
TOTAL AIRLIFT AIRCRAFT														
BUDGET ACTIVITY 03: TRAINER AIRCRAFT														
TRAINER AIRCRAFT														
19	T-45TS (TRAINER) GOSHAWK	A	10	301.0	6	236.3	12	376.4	0					

UNCLASSIFIED

DEPARTMENT OF THE NAVY
FY 2007 PROCUREMENT PROGRAMEXHIBIT P-1
DATE: FEB 2006

APPROPRIATION: 1506N AIRCRAFT PROCUREMENT, NAVY

LINE NO	ITEM NOMENCLATURE	MILLIONS OF DOLLARS						B	C
		IDENT CODE	FY 2005 QUANTITY	FY 2005 COST	FY 2006 QUANTITY	FY 2006 COST	FY 2007 QUANTITY		
20	JFATS	A	3	16.9	3	19.4	21	146.1	U
TOTAL TRAINER AIRCRAFT				318.0		255.6		522.4	

BUDGET ACTIVITY 04: OTHER AIRCRAFT

OTHER AIRCRAFT

21	KC-130J	A	4	(321.2)	5	(415.7)	4	(311.2)	U
LESS: ADVANCE PROCUREMENT (FY)				(-41.5)		(-58.0)		(-58.0)	U
				279.7		370.6		233.2	

22	KC-130J			45.1		58.0		45.7	U
ADVANCE PROCUREMENT (CY)				(45.1)		(58.0)		(45.7)	
(FY 2005 FOR FY 2006) (MEMO)									
(FY 2006 FOR FY 2007) (MEMO)									
(FY 2007 FOR FY 2008) (MEMO)									

23	F-5	A	9	10.9	9	4.5	5	2.5	U
24	VTUV	B					4	37.6	U
TOTAL OTHER AIRCRAFT				335.8		433.1		339.0	

BUDGET ACTIVITY 05: MODIFICATION OF AIRCRAFT

MODIFICATION OF AIRCRAFT

25	EA-6 SERIES	A		126.7		120.6		49.0	U
26	NV-8 SERIES	A		33.9		34.4		20.5	U
27	ADVERSARY	A		5.1		5.0		2.6	U
28	F-18 SERIES	A		461.8		428.2		411.5	U
29	H-46 SERIES	A		70.2		54.7		47.4	U
30	AH-1W SERIES	A		7.3		15.0		19.8	U
31	H-53 SERIES	A		65.0		20.5		28.3	U
32	SH-60 SERIES	A		30.6		12.2		33.1	U
33	H-1 SERIES	A		10.0		7.8		7.4	U

PAGE N-6

UNCLASSIFIED

UNCLASSIFIED									
DEPARTMENT OF THE NAVY									
FY 2007 PROCUREMENT PROGRAM									
EXHIBIT P-1									
DATE: FEB 2006									
APPROPRIATION: 1506N AIRCRAFT PROCUREMENT, NAVY									
MILLIONS OF DOLLARS									
LINE	ITEM NOMENCLATURE	IDENT	FY 2005	FY 2006	FY 2007	Q	Q	Q	Q
NO		CODE	QUANTITY	COST	QUANTITY	COST	QUANTITY	COST	C
34	EP-3 SERIES	A	46.4	43.4		56.8		56.8	U
35	P-3 SERIES	A	167.5	171.0		204.6		204.6	U
36	S-3 SERIES	A	1.8	.7		.8		.8	U
37	E-2 SERIES	A	15.5	13.5		9.1		9.1	U
38	TRAINER A/C SERIES	A	15.9	13.8		17.1		17.1	U
39	C-2A	A	29.4	29.2		37.2		37.2	U
40	C-130 SERIES	A	30.9	32.2		3.5		3.5	U
41	FMSG	A	2.7	.6		.6		.6	U
42	CARGO/TRANSPORT A/C SERIES	A	8.2	19.7		30.3		30.3	U
43	E-6 SERIES	A	19.5	11.1		99.2		99.2	U
44	EXECUTIVE HELICOPTERS SERIES	A	25.7	16.5		40.2		40.2	U
45	SPECIAL PROJECT AIRCRAFT	A	16.5	26.3		14.3		14.3	U
46	T-45 SERIES	A	43.3	45.2		34.9		34.9	U
47	POWER PLANT CHANGES	A	26.0	26.0		24.6		24.6	U
48	JFATS SERIES	A	1.2	.7		1.7		1.7	U
49	AVIATION LIFE SUPPORT MODS	A	.5	.3		14.3		14.3	U
50	COMMON ECM EQUIPMENT	A	77.1	54.1		35.9		35.9	U
51	COMMON AVIONICS CHANGES	A	160.9	178.7		177.5		177.5	U
52	COMMON DEFENSIVE WEAPON SYSTEM	A	7.7	13.6		13.7		13.7	U
53	ID SYSTEMS	A	1.6	7.6		11.1		11.1	U
54	V-22 (TILT/ROTOR ACFT) OSPREY	B	3.7	80.0		85.8		85.8	U
TOTAL MODIFICATION OF AIRCRAFT			1,512.7	1,482.7		1,532.7		1,532.7	

UNCLASSIFIED

DEPARTMENT OF THE NAVY
FY 2007 PROCUREMENT PROGRAM

EXHIBIT P-1

APPROPRIATION: 15068 AIRCRAFT PROCUREMENT, NAVY

DATE: FEB 2006

DATE: FEB 2006

MILLIONS OF DOLLARS

LINE NO	ITEM NOMENCLATURE	IDENT CODE	FY 2005 QUANTITY	FY 2005 COST	FY 2006 QUANTITY	FY 2006 COST	FY 2007 QUANTITY	FY 2007 COST	8
---------	-------------------	------------	------------------	--------------	------------------	--------------	------------------	--------------	---

BUDGET ACTIVITY 06: AIRCRAFT SPARES AND REPAIR PARTS

AIRCRAFT SPARES AND REPAIR PARTS

55	SPARES AND REPAIR PARTS	A		966.4		1,005.5		812.7	U

TOTAL AIRCRAFT SPARES AND REPAIR PARTS				966.4					812.7

BUDGET ACTIVITY 07: AIRCRAFT SUPPORT EQUIPMENT & FACILITIES

AIRCRAFT SUPPORT EQUIPMENT AND FACILITIES

56	COMMON GROUND EQUIPMENT	A		491.8		471.9		426.7	U
57	AIRCRAFT INDUSTRIAL FACILITIES	A		17.0		12.6		9.5	U
58	WAR CONSUMABLES	A		39.5				34.9	U
59	OTHER PRODUCTION CHARGES	A		7.9		13.8		19.5	U
60	SPECIAL SUPPORT EQUIPMENT	A		60.8		105.1		65.0	U
61	FIRST DESTINATION TRANSPORTATION	A		2.3		1.6		1.7	U
62	CANCELLED ACCOUNT ADJUSTMENTS	A		1.5					U

TOTAL AIRCRAFT SUPPORT EQUIPMENT & FACILITIES				620.8					557.2

TOTAL AIRCRAFT PROCUREMENT, NAVY				9,011.5					10,868.8

88

PAGE N-8

UNCLASSIFIED

UNCLASSIFIED				
DEPARTMENT OF THE NAVY				
FY 2007 PROCUREMENT PROGRAM				
SUMMARY				
(\$ IN MILLIONS)				
FEB 2006				
APPROPRIATION: WEAPONS PROCUREMENT, NAVY				
ACTIVITY	FY 2005	FY 2006	FY 2007	
01. BALLISTIC MISSILES	718.2	908.8	961.1	
02. OTHER MISSILES	1,037.1	1,250.3	1,096.4	
03. TORPEDOS AND RELATED EQUIPMENT	191.5	202.1	234.9	
04. OTHER WEAPONS	184.5	310.7	206.7	
06. SPARES AND REPAIR PARTS	59.7	69.3	55.9	
TOTAL WEAPONS PROCUREMENT, NAVY	2,191.1	2,741.2	2,555.0	

UNCLASSIFIED

DEPARTMENT OF THE NAVY
FY 2007 PROCUREMENT PROGRAM

EXHIBIT P-1
DATE: FEB 2006

APPROPRIATION: 1507N WEAPONS PROCUREMENT, NAVY

LINE NO	ITEM NOMENCLATURE	IDENT CODE	MILLIONS OF DOLLARS				U
			FY 2005 QUANTITY	FY 2005 COST	FY 2006 QUANTITY	FY 2006 COST	
BUDGET ACTIVITY 01: BALLISTIC MISSILES							
BALLISTIC MISSILES							
1	TRIDENT II	A	5	(113.4)			U
	LESS: ADVANCE PROCUREMENT (FY)			(-40.7)			U
				72.7			
MODIFICATION OF MISSILES							
2	TRIDENT II MODS			642.6		905.4	957.6 U
SUPPORT EQUIPMENT AND FACILITIES							
3	MISSILE INDUSTRIAL FACILITIES	A		2.9		3.4	3.5 U
				718.2		908.8	961.1
BUDGET ACTIVITY 02: OTHER MISSILES							
STRATEGIC MISSILES							
4	TOMAHAWK	A	298	277.2	408	372.4	350 354.6 U
TACTICAL MISSILES							
5	ANHAAM	A	37	28.8	85	73.7	150 98.7 U
6	SIDEMINDER	A	135	31.2	159	37.1	174 40.4 U
7	JSOW	B	405	141.3	420	144.2	397 125.6 U
8	STANDARD MISSILE	A	75	148.7	75	143.8	75 139.7 U
9	RAM	A	86	47.0	90	85.8	90 56.9 U
10	HELLFIRE	A	700	62.8	422	38.0	
11	AERIAL TARGETS	A		69.1		91.5	83.3 U
12	DRONES AND DECOYS	A		16.9		17.0	
13	OTHER MISSILE SUPPORT	A		10.3		10.2	9.0 U

UNCLASSIFIED													
DEPARTMENT OF THE NAVY													
FY 2007 PROCUREMENT PROGRAM													
EXHIBIT P-1													
DATE: FEB 2006													
APPROPRIATION: 1507N WEAPONS PROCUREMENT, NAVY													
MILLIONS OF DOLLARS													
LINE NO	ITEM NOMENCLATURE	IDENT CODE	FY 2005		FY 2006		FY 2007						
			QUANTITY	COST	QUANTITY	COST	QUANTITY	COST					
MODIFICATION OF MISSILES													
14	ESM	A	71	79.5	116	98.5	108	99.6	U				
15	STANDARD MISSILES MODS	A		51.3		56.6		54.6	U				
SUPPORT EQUIPMENT AND FACILITIES													
16	WEAPONS INDUSTRIAL FACILITIES	A		33.2		30.4		4.6	U				
ORDNANCE SUPPORT EQUIPMENT													
17	ORDNANCE SUPPORT EQUIPMENT	A		39.8		51.0		29.5	U				
TOTAL OTHER MISSILES				1,037.1		1,250.3		1,096.4					
BUDGET ACTIVITY 03: TORPEDOS AND RELATED EQUIPMENT													
TORPEDOS AND RELATED EQUIP.													
18	SSTD	A				3.9		5.9	U				
19	ASW TARGETS	A		26.2		24.2		25.0	U				
MOD OF TORPEDOS AND RELATED EQUIP													
20	MK-46 TORPEDO MODS	A		60.8		68.6		96.5	U				
21	MK-48 TORPEDO ADCAP MODS	A		60.6		57.5		61.5	U				
22	QUICKSTRIKE MINE	B		3.0		3.0		3.1	U				
SUPPORT EQUIPMENT													
23	TORPEDO SUPPORT EQUIPMENT	A		23.2		28.8		26.3	U				
24	ASW RANGE SUPPORT	A		14.6		12.9		13.3	U				
DESTINATION TRANSPORTATION													
25	FIRST DESTINATION TRANSPORTATION	A		3.1		3.1		3.3	U				
TOTAL TORPEDOS AND RELATED EQUIPMENT				191.5		202.1		234.9					

UNCLASSIFIED

DEPARTMENT OF THE NAVY
FY 2007 PROCUREMENT PROGRAM

EXHIBIT P-1
DATE: FEB 2006

APPROPRIATION: 1507N WEAPONS PROCUREMENT, NAVY

LINE NO	ITEM NOMENCLATURE	UNIT CODE	MILLIONS OF DOLLARS						S P C
			FY 2005		FY 2006		FY 2007		
			QUANTITY	COST	QUANTITY	COST	QUANTITY	COST	
BUDGET ACTIVITY 04: OTHER WEAPONS									
GUNS AND GUN MOUNTS									
26	SMALL ARMS AND WEAPONS	A	25.3		18.2		12.5		U
MODIFICATION OF GUNS AND GUN MOUNTS									
27	CIMS MODS	A	100.2		193.1		151.2		U
28	COAST GUARD WEAPONS	A			5.3		5.4		U
29	GUN MOUNT MODS	A	43.0		82.3		8.9		U
30	PIONEER	A	12.7		4.9		7.1		U
31	CRUISER MODERNIZATION WEAPONS	A			5.4		18.5		U
32	AIRBORNE MINE NEUTRALIZATION SYSTEMS	A			1.5		3.2		U
OTHER									
33	CANCELLED ACCOUNT ADJUSTMENTS	A		3.2					U
TOTAL OTHER WEAPONS			184.5		310.7		206.7		
BUDGET ACTIVITY 06: SPARES AND REPAIR PARTS									
SPARES AND REPAIR PARTS									
34	SPARES AND REPAIR PARTS	A		59.7		69.3		55.9	U
TOTAL SPARES AND REPAIR PARTS			59.7		69.3		55.9		
TOTAL WEAPONS PROCUREMENT, NAVY			2,191.1		2,741.2		2,555.0		

UNCLASSIFIED				
DEPARTMENT OF THE NAVY				
FY 2007 PROCUREMENT PROGRAM				
SUMMARY				
(\$ IN MILLIONS)				
APPROPRIATION: PROCUREMENT OF AMMO, NAVY & MARINE CORPS				
<u>ACTIVITY</u>	<u>FY 2005</u>	<u>FY 2006</u>	<u>FY 2007</u>	
01. PROC AMMO, NAVY	661.3	554.1	497.4	
02. PROC AMMO, MC	362.4	327.4	292.5	
TOTAL PROCUREMENT OF AMMO, NAVY & MARINE C	1,023.7	881.5	789.9	

FY 2006

UNCLASSIFIED									
DEPARTMENT OF THE NAVY									
FY 2007 PROCUREMENT PROGRAM									
EXHIBIT P-1									
DATE: FEB 2006									
APPROPRIATION: 1508N PROCUREMENT OF AMMO, NAVY & MARINE CORPS									
MILLIONS OF DOLLARS									
LINE NO	ITEM NOMENCLATURE	IDENT CODE	FY 2005		FY 2006		FY 2007		U
			QUANTITY	COST	QUANTITY	COST	QUANTITY	COST	
19	LINEAR CHARGES, ALL TYPES	A	23.4	40.6	8.0	U	6.4	U	
20	.50 CALIBER	A	11.3	34.4					
21	40 MM, ALL TYPES	A	32.1	58.4			39.4	U	
22	60MM, ALL TYPES	A	15.7	16.0			2.9	U	
23	81MM, ALL TYPES	A	34.8	17.0			57.4	U	
24	120MM, ALL TYPES	A	43.8	9.4			32.9	U	
25	CTG 25MM, ALL TYPES	A	8.4	2.1			9.5	U	
26	9 MM ALL TYPES	A	7.9				4.2	U	
27	GRENADES, ALL TYPES	A	10.4	5.2			16.7	U	
28	ROCKETS, ALL TYPES	A	22.5	7.2			10.2	U	
29	ARTILLERY, ALL TYPES	A	57.3	43.4			35.5	U	
30	EXPEDITIONARY FIGHTING VEHICLE	A	2.5	5.7			9.5	U	
31	DEMOLITION MUNITIONS, ALL TYPES	A	15.1	5.8			8.3	U	
32	FUSE, ALL TYPES	A	15.6	3.6			.6	U	
33	NON LETHALS	B	1.1	1.1			4.0	U	
34	AMMO MODERNIZATION	A	7.5	8.9			7.7	U	
35	ITEMS LESS THAN \$5 MILLION	A	4.8	18.0					U
TOTAL PROC AMMO, MC			362.4	327.4			292.5		
TOTAL PROCUREMENT OF AMMO, NAVY & MARINE CORPS			1,023.7	881.5			789.9		

UNCLASSIFIED			
DEPARTMENT OF THE NAVY			
FY 2007 PROCUREMENT PROGRAM			
SUMMARY			
(\$ IN MILLIONS)			
FEB 2006			
APPROPRIATION: SHIPBUILDING & CONVERSION, NAVY			
ACTIVITY	FY 2005	FY 2006	FY 2007
02. OTHER WARSHIPS	8,278.7	6,218.3	8,000.7
03. AMPHIBIOUS SHIPS	1,613.8	1,669.5	1,433.4
05. AUXILIARIES, CRAFT, AND PRIOR-YEAR PROGRAM COSTS	480.6	2,707.5	1,144.4
TOTAL SHIPBUILDING & CONVERSION, NAVY	10,373.2	10,595.3	10,578.6

UNCLASSIFIED									
DEPARTMENT OF THE NAVY									
FY 2007 PROCUREMENT PROGRAM									
APPROPRIATION: 1611N SHIPBUILDING & CONVERSION, NAVY									
EXHIBIT P-1									
DATE: FEB 2006									
MILLIONS OF DOLLARS									
LINE NO	ITEM NOMENCLATURE	IDENT CODE	FY 2005		FY 2006		FY 2007		U
			QUANTITY	COST	QUANTITY	COST	QUANTITY	COST	
BUDGET ACTIVITY 02: OTHER WARSHIPS									
OTHER WARSHIPS									
1	CARRIER REPLACEMENT PROGRAM	A						(552.5)	U
	LESS: ADVANCE PROCUREMENT (PY)							(-552.5)	U
2	CARRIER REPLACEMENT PROGRAM			623.1		619.1		784.1	U
	ADVANCE PROCUREMENT (CY)			(623.1)		(619.1)			
	(FY 2005 FOR FY 2008) (MEMO)							(739.1)	
	(FY 2006 FOR FY 2009) (MEMO)							(45.0)	
	(FY 2007 FOR FY 2008) (MEMO)								
	(FY 2007 FOR FY 2012) (MEMO)								
3	VIRGINIA CLASS SUBMARINE	B	1	(2,375.2)	1	(2,374.7)	1	(2,613.1)	U
	LESS: ADVANCE PROCUREMENT (PY)			(-672.4)		(-760.2)		(-837.7)	U
				1,702.8		1,614.5		1,775.5	
4	VIRGINIA CLASS SUBMARINE			867.7		753.2		676.6	U
	ADVANCE PROCUREMENT (CY)			(265.6)					
	(FY 2005 FOR FY 2006) (MEMO)			(522.5)					
	(FY 2005 FOR FY 2007) (MEMO)			(79.6)					
	(FY 2005 FOR FY 2008) (MEMO)					(254.1)			
	(FY 2006 FOR FY 2008) (MEMO)					(499.1)			
	(FY 2007 FOR FY 2008) (MEMO)							(213.7)	
	(FY 2007 FOR FY 2009) (MEMO)							(462.9)	
5	SSGN CONVERSION	A	1	(781.5)		(330.3)			U
	LESS: ADVANCE PROCUREMENT (PY)			(-314.6)		(-47.8)			U
				467.0		282.6			
6	SSGN CONVERSION			47.8					U
	ADVANCE PROCUREMENT (CY)			(47.8)					
	(FY 2005 FOR FY 2006) (MEMO)								

UNCLASSIFIED
DEPARTMENT OF THE NAVY
FY 2007 PROCUREMENT PROGRAM
EXHIBIT P-1
DATE: FEB 2006

APPROPRIATION: 161IN SHIPBUILDING & CONVERSION, NAVY

LINE NO	ITEM NOMENCLATURE	IDENT CODE	FY 2005		FY 2006		FY 2007	
			QUANTITY	COST	QUANTITY	COST	QUANTITY	COST
MILLIONS OF DOLLARS								
7	CYN REFUELING OVERHAULS	A			1	(2,590.8)		
	LESS: ADVANCE PROCUREMENT (FY)					(-1,292.9)		
						1,297.9		954.5
8	CYN REFUELING OVERHAULS							
	ADVANCE PROCUREMENT (CY)		331.5		19.7			117.1
	(FY 2005 FOR FY 2006) (MEMO)		(331.5)		(19.7)			(117.1)
	(FY 2006 FOR FY 2010) (MEMO)							
	(FY 2007 FOR FY 2010) (MEMO)							
9	SSN ERO	A		(80.4)		(62.9)		(4.0)
	LESS: ADVANCE PROCUREMENT (FY)			(-80.4)		(-62.9)		(-4.0)
10	SSN ERO			4.0				22.1
	ADVANCE PROCUREMENT (CY)		(4.0)					(22.1)
	(FY 2005 FOR FY 2007) (MEMO)							
	(FY 2007 FOR FY 2008) (MEMO)							
11	SSN ERO		1	(291.0)	1	(361.4)	1	(249.9)
	LESS: ADVANCE PROCUREMENT (FY)			(-30.1)		(-134.4)		(-60.9)
				261.0		227.0		189.0
12	SSN ERO							
	ADVANCE PROCUREMENT (CY)			63.7		61.4		37.2
	(FY 2005 FOR FY 2006) (MEMO)			(59.7)				
	(FY 2006 FOR FY 2007) (MEMO)			(4.0)				
	(FY 2007 FOR FY 2007) (MEMO)					(56.9)		(30.9)
	(FY 2006 FOR FY 2008) (MEMO)					(4.5)		(6.3)
	(FY 2007 FOR FY 2008) (MEMO)							
	(FY 2007 FOR FY 2008) (MEMO)							
	(FY 2007 FOR FY 2009) (MEMO)							
13	DD (X)	A						
	LESS: ADVANCE PROCUREMENT (FY)							

UNCLASSIFIED									
DEPARTMENT OF THE NAVY									
FY 2007 PROCUREMENT PROGRAM									
APPROPRIATION: 161LN SHIPBUILDING & CONVERSION, NAVY									
EXHIBIT P-1									
DATE: FEB 2006									
MILLIONS OF DOLLARS									
LINE NO	ITEM NOMENCLATURE	IDENT CODE	FY 2005		FY 2006		FY 2007		S
			QUANTITY	COST	QUANTITY	COST	QUANTITY	COST	
24	LCU (X)	A		*					U
25	OUTFITTING	A		347.6		363.5		410.6	U
26	SERVICE CRAFT	A		15.7		44.7		45.2	U
27	LCAC SLEP	A	5	104.0	6	98.5	6	110.7	U
28	COMPLETION OF FY SHIPBUILDING PROGRAMS	B				(2,200.8)		(577.8)	U
	SSN-774 (MEMO NON ADD)					(180.2)		(136.0)	U
	LPD (MEMO NON ADD)					(188.9)		(93.4)	U
				-----		2,200.8		577.8	
29	POWER UNIT ASSEMBLY FACILITY			11.2					U

	TOTAL AUXILIARIES, CRAFT, AND PRIOR-YEAR PROGRAM COSTS			480.6		2,707.5		1,144.4	

	TOTAL SHIPBUILDING & CONVERSION, NAVY			10,373.2		10,595.3		10,576.6	

UNCLASSIFIED				
DEPARTMENT OF THE NAVY				
FY 2007 PROCUREMENT PROGRAM				
SUMMARY				
(\$ IN MILLIONS)				
APPROPRIATION: OTHER PROCUREMENT, NAVY				
ACTIVITY	FY 2005	FY 2006	FY 2007	
01. SHIPS SUPPORT EQUIPMENT	1,309.6	1,592.4	1,511.4	
02. COMMUNICATIONS AND ELECTRONICS EQUIPMENT	1,734.7	1,816.4	1,721.3	
03. AVIATION SUPPORT EQUIPMENT	281.6	287.2	336.2	
04. ORDNANCE SUPPORT EQUIPMENT	652.1	671.0	561.6	
05. CIVIL ENGINEERING SUPPORT EQUIPMENT	181.6	302.0	215.8	
06. SUPPLY SUPPORT EQUIPMENT	117.4	113.8	97.7	
07. PERSONNEL AND COMMAND SUPPORT EQUIPMENT	335.2	441.9	304.0	
08. SPARES AND REPAIR PARTS	243.9	261.2	219.9	
TOTAL OTHER PROCUREMENT, NAVY	4,862.0	5,486.0	4,967.9	

FEB 2006

UNCLASSIFIED									
DEPARTMENT OF THE NAVY									
FY 2007 PROCUREMENT PROGRAM									
EXHIBIT P-1									
DATE: FEB 2006									
APPROPRIATION: 1810N OTHER PROCUREMENT, NAVY									
MILLIONS OF DOLLARS									
LINE NO	ITEM NOMENCLATURE	IDENT CODE	FY 2005		FY 2006		FY 2007		S
			QUANTITY	COST	QUANTITY	COST	QUANTITY	COST	
BUDGET ACTIVITY 01: SHIPS SUPPORT EQUIPMENT									
SHIP PROPULSION EQUIPMENT									
1	LM-2500 GAS TURBINE	A		8.9		6.8		7.4	U
2	ALLISON 501K GAS TURBINE	A		22.1		23.8		16.2	U
NAVIGATION EQUIPMENT									
3	OTHER NAVIGATION EQUIPMENT	A		16.1		25.5		31.0	U
UNDERWAY REPLENISHMENT EQUIPMENT									
4	UNDERWAY REPLENISHMENT EQUIPMENT	A		1.3		.9		.9	U
PERISCOPES									
5	SUB PERISCOPES & IMAGING EQUIP	A		63.5		64.4		73.7	U
OTHER SHIPBOARD EQUIPMENT									
6	DDG MOD	A				3.0		2.2	U
7	FIREFIGHTING EQUIPMENT	A		24.6		34.7		17.9	U
8	COMMAND AND CONTROL SWITCHBOARD	A		3.7		2.8		2.7	U
9	POLLUTION CONTROL EQUIPMENT	B		43.2		32.5		27.9	U
10	SUBMARINE SUPPORT EQUIPMENT	A		24.5		16.6		25.2	U
11	VIRGINIA CLASS SUPPORT EQUIPMENT	A		59.4		143.3		155.5	U
12	SUBMARINE BATTERIES	A		25.9		26.2		33.8	U
13	STRATEGIC PLATFORM SUPPORT EQUIP	A		28.4		14.6		21.9	U
14	DSSP EQUIPMENT	A		19.4		12.6		4.7	U
15	CG MODERNIZATION	A				125.4		233.7	U
16	LQAC	A		8.3		19.7		.4	U
17	MINESWEEPING EQUIPMENT	A		8.0		12.2		17.8	U

UNCLASSIFIED									
DEPARTMENT OF THE NAVY									
FY 2007 PROCUREMENT PROGRAM									
EXHIBIT P-1									
DATE: FEB 2006									
APPROPRIATION: 1810N OTHER PROCUREMENT, NAVY									
MILLIONS OF DOLLARS									
LINE NO	ITEM NOMENCLATURE	IDENT CODE	FY 2005 QUANTITY	FY 2005 COST	FY 2006 QUANTITY	FY 2006 COST	FY 2007 QUANTITY	FY 2007 COST	S
18	ITEMS LESS THAN \$5 MILLION	A	161.7		149.8		172.8		U
19	CHEMICAL WARFARE DETECTORS	A	4.7		.9		3.1		U
20	SUBMARINE LIFE SUPPORT SYSTEM	A	13.8		14.5		13.8		U
REACTOR PLANT EQUIPMENT									
21	REACTOR POWER UNITS	A	354.2		368.9		127.0		U
22	REACTOR COMPONENTS	A	229.7		219.7		228.1		U
OCEAN ENGINEERING									
23	DIVING AND SALVAGE EQUIPMENT	A	8.8		8.5		6.3		U
SMALL BOATS									
24	STANDARD BOATS	A	20.2		62.1		41.1		U
TRAINING EQUIPMENT									
25	OTHER SHIPS TRAINING EQUIPMENT	A	8.8		3.1		3.9		U
PRODUCTION FACILITIES EQUIPMENT									
26	OPERATING FORCES IFE	A	24.7		26.3		53.6		U
OTHER SHIP SUPPORT									
27	NUCLEAR ALTERATIONS	A	118.8		133.5		109.6		U
28	LCS MODULES	A			40.1		79.1		U
DRUG INTERDICTION SUPPORT									
29	DRUG INTERDICTION SUPPORT	A	6.9						U
TOTAL SHIPS SUPPORT EQUIPMENT									
			1,309.6		1,592.4		1,511.4		
BUDGET ACTIVITY 02: COMMUNICATIONS AND ELECTRONICS EQUIPMENT									
SHIP RADARS									
30	RADAR SUPPORT	A	27.2		15.8				U

UNCLASSIFIED
 PAGE N-23

UNCLASSIFIED									
DEPARTMENT OF THE NAVY									
FY 2007 PROCUREMENT PROGRAM									
EXHIBIT P-1									
DATE: FEB 2006									
APPROPRIATION: 1810N OTHER PROCUREMENT, NAVY									
MILLIONS OF DOLLARS									
LINE NO	ITEM NOMENCLATURE	IDENT CODE	FY 2005		FY 2006		FY 2007		U
			QUANTITY	COST	QUANTITY	COST	QUANTITY	COST	
SHIP SOWARS									
31	SPQ-9B RADAR	A		11.6		12.7		2.5	U
32	AN/SQ-89 SURF ASM COMBAT SYSTEM	A		16.1		34.0		37.8	U
33	SSN ACOUSTICS	A		229.3		231.6		284.9	U
34	UNDERSEA WARFARE SUPPORT EQUIPMENT	A		15.7		15.5		9.2	U
35	SONAR SWITCHES AND TRANSDUCERS	A		13.2		12.1		12.5	U
ASW ELECTRONIC EQUIPMENT									
36	SUBMARINE ACOUSTIC WARFARE SYSTEM	A		20.7		25.5		20.2	U
37	SSTD	A		33.1		28.4		8.4	U
38	FIXED SURVEILLANCE SYSTEM	A		54.9		64.5		60.7	U
39	SURFIASS	A		7.1		3.8		4.7	U
40	TACTICAL SUPPORT CENTER	A		5.1		5.2		5.2	U
ELECTRONIC WARFARE EQUIPMENT									
41	AN/SIQ-32	A		19.9		24.7		31.0	U
42	INFORMATION WARFARE SYSTEMS	A		4.0		3.7		5.0	U
RECONNAISSANCE EQUIPMENT									
43	SHIPBOARD IW EXPLOIT	A		68.5		59.0		70.8	U
SUBMARINE SURVEILLANCE EQUIPMENT									
44	SUBMARINE SUPPORT EQUIPMENT PROG	A		85.3		94.7		83.1	U
OTHER SHIP ELECTRONIC EQUIPMENT									
45	NAVY TACTICAL DATA SYSTEM	A		12.6		8.5			U
46	COOPERATIVE ENGAGEMENT CAPABILITY	B		67.1		20.5		22.5	U
47	CCCS-M EQUIPMENT	A		61.7		85.3		52.5	U
UNCLASSIFIED									
PAGE N-24									

UNCLASSIFIED									
DEPARTMENT OF THE NAVY									
FY 2007 PROCUREMENT PROGRAM									
APPROPRIATION: 1810N OTHER PROCUREMENT, NAVY									
EXHIBIT P-1									
DATE: FEB 2006									
MILLIONS OF DOLLARS									
LINE NO	ITEM NOMENCLATURE	IDENT CODE	FY 2005		FY 2006		FY 2007	COST C	QUANTITY
			QUANTITY	COST	QUANTITY	COST			
48	NAVAL TACTICAL COMMAND SUPPORT SYSTEM (NTCSS)	A	20.1		51.0		35.3	U	
49	ATDLS	A	2.4				12.5	U	
50	MINESWEEPING SYSTEM REPLACEMENT	A	53.0		82.9		75.4	U	
51	SHALLOW WATER MCM	B			2.2		8.3	U	
52	NAVSTAR GPS RECEIVERS (SPACE)	A	11.1		14.5		13.3	U	
53	ARMED FORCES RADIO AND TV	A	4.1		4.3		4.5	U	
54	STRATEGIC PLATFORM SUPPORT EQUIP	A	5.2		3.2		3.8	U	
TRAINING EQUIPMENT									
55	OTHER TRAINING EQUIPMENT	A	42.1		39.2		19.8	U	
AVIATION ELECTRONIC EQUIPMENT									
56	MATCALS	A	15.9		19.3		20.3	U	
57	SHIPBOARD AIR TRAFFIC CONTROL	B	7.1		7.2		7.5	U	
58	AUTOMATIC CARRIER LANDING SYSTEM	A	11.3		17.2		18.0	U	
59	NATIONAL AIR SPACE SYSTEM	B	13.1		18.2		27.6	U	
60	AIR STATION SUPPORT EQUIPMENT	A	3.6		3.9		4.0	U	
61	MICROWAVE LANDING SYSTEM	A	7.2		7.8		9.2	U	
62	FACSFAC	A	3.7		3.6		3.8	U	
63	ID SYSTEMS	A	18.2		24.6		28.6	U	
64	TAC A/C MISSION PLANNING SYS(TMPS)	A	9.0		7.8		8.3	U	
OTHER SHORE ELECTRONIC EQUIPMENT									
65	DEPLOYABLE JOINT COMMAND AND CONT	A	34.8		27.7				
66	COMMON IMAGERY GROUND SURFACE SYSTEMS	A	49.6		20.2		78.3	U	
67	RADIAC	A	12.4		13.1		10.4	U	
UNCLASSIFIED									
PAGE N-25									

UNCLASSIFIED									
DEPARTMENT OF THE NAVY									
FY 2007 PROCUREMENT PROGRAM									
EXHIBIT P-1									
DATE: FEB 2006									
APPROPRIATION: 1810H OTHER PROCUREMENT, NAVY									
LINE NO	ITEM NOMENCLATURE	MILLIONS OF DOLLARS							
		FY 2005 QUANTITY	FY 2005 COST	FY 2006 QUANTITY	FY 2006 COST	FY 2007 QUANTITY	FY 2007 COST	U	S
68	GPETE	A	8.5		8.4	7.1	7.1	U	
69	INTEG COMBAT SYSTEM TEST FACILITY	A	4.6		4.3	4.3	4.3	U	
70	EMI CONTROL INSTRUMENTATION	A	5.8		7.6		5.7	U	
71	ITEMS LESS THAN \$5 MILLION	A	11.6		19.5		22.5	U	
SHIPBOARD COMMUNICATIONS									
72	SHIPBOARD TACTICAL COMMUNICATIONS	A	14.0		2.6			U	
73	PORTABLE RADIOS	A			9.9		40.5	U	
74	SHIP COMMUNICATIONS AUTOMATION	A	156.9		198.6		209.1	U	
75	COMMUNICATIONS ITEMS UNDER \$5M	A	13.2		15.0		12.6	U	
SUBMARINE COMMUNICATIONS									
76	SUBMARINE BROADCAST SUPPORT	A	17.7		2.1		.7	U	
77	SUBMARINE COMMUNICATION EQUIPMENT	A	98.1		126.7		87.9	U	
SATELLITE COMMUNICATIONS									
78	SATELLITE COMMUNICATIONS SYSTEMS	A	127.9		74.4		12.3	U	
SHORE COMMUNICATIONS									
79	JCS COMMUNICATIONS EQUIPMENT	A	3.0		2.9		2.8	U	
80	ELECTRICAL POWER SYSTEMS	A	2.9		1.3		1.1	U	
81	NSIPS	A	.3		.1			U	
82	JEDMCS	A	6.4		6.8			U	
83	NAVAL SHORE COMMUNICATIONS	A	60.6		58.4		50.4	U	
CRYPTOGRAPHIC EQUIPMENT									
84	INTO SYSTEMS SECURITY PROGRAM (ISSP)	A	91.9		97.5		101.7	U	

UNCLASSIFIED												
DEPARTMENT OF THE NAVY												
FY 2007 PROCUREMENT PROGRAM												
EXHIBIT P-1												
DATE: FEB 2006												
APPROPRIATION: 1810N OTHER PROCUREMENT, NAVY												
MILLIONS OF DOLLARS												
LINE NO	ITEM NOMENCLATURE	IDENT CODE	FY 2005 QUANTITY	FY 2005 COST	FY 2006 QUANTITY	FY 2006 COST	FY 2007 QUANTITY	FY 2007 COST	U	S	E	C
CRYPTOLOGIC EQUIPMENT												
85	CRYPTOLOGIC COMMUNICATIONS EQUIP	A		25.6		22.0		21.8	U			
OTHER ELECTRONIC SUPPORT												
86	COAST GUARD EQUIPMENT	A		7.7		31.0		41.1	U			
DRUG INTERDICTION SUPPORT												
87	OTHER DRUG INTERDICTION SUPPORT	A		.8					U			
				1,734.7		1,816.4		1,721.3				
TOTAL COMMUNICATIONS AND ELECTRONICS EQUIPMENT												
BUDGET ACTIVITY 03: AVIATION SUPPORT EQUIPMENT												
SONOBUOYS												
88	SONOBUOYS - ALL TYPES	A		49.7		57.6		66.9	U			
AIRCRAFT SUPPORT EQUIPMENT												
89	WEAPONS RANGE SUPPORT EQUIPMENT	A		42.9		59.5		56.2	U			
90	EXPEDITIONARY AIRFIELDS	A		7.5		7.8		8.1	U			
91	AIRCRAFT REARMING EQUIPMENT	A		11.6		11.8		12.2	U			
92	AIRCRAFT LAUNCH & RECOVERY EQUIPMENT	A		21.1		23.6		29.8	U			
93	METEOLOGICAL EQUIPMENT	A		20.0		22.5		14.9	U			
94	OTHER PHOTOGRAPHIC EQUIPMENT	A		1.4		1.4		1.5	U			
95	AVIATION LIFE SUPPORT	A		31.9		34.4		18.6	U			
96	AIRBORNE MINE COUNTERMEASURES	A		66.7		37.5		89.7	U			
97	LAMPS MK III SHIPBOARD EQUIPMENT	A		20.4		19.6		27.4	U			
98	OTHER AVIATION SUPPORT EQUIPMENT	A		10.4		11.5		10.8	U			
				-----		-----		-----				
				283.6		287.2		336.2				
TOTAL AVIATION SUPPORT EQUIPMENT												

UNCLASSIFIED									
DEPARTMENT OF THE NAVY									
FY 2007 PROCUREMENT PROGRAM									
EXHIBIT P-1									
DATE: FEB 2006									
APPROPRIATION: 1810N OTHER PROCUREMENT, NAVY									
LINE NO	ITEM NOMENCLATURE	IDENT CODE	FY 2005		FY 2006		FY 2007		S
			QUANTITY	COST	QUANTITY	COST	QUANTITY	COST	
116	ITEMS LESS THAN \$5 MILLION	A		5.0		3.9		4.0	U
OTHER EXPENDABLE ORDNANCE									
117	ANTI-SHIP MISSILE DECOY SYSTEM	A		54.5		42.9		54.1	U
118	SURFACE TRAINING DEVICE MODS	A		6.3		10.5		11.2	U
119	SUBMARINE TRAINING DEVICE MODS	A		49.1		34.7		24.8	U
TOTAL ORDNANCE SUPPORT EQUIPMENT				-----		-----		-----	
				652.1		671.0		561.6	
BUDGET ACTIVITY 05: CIVIL ENGINEERING SUPPORT EQUIPMENT									
CIVIL ENGINEERING SUPPORT EQUIPMENT									
120	PASSENGER CARRYING VEHICLES	A		2.2		1.8		2.2	U
121	GENERAL PURPOSE TRUCKS	A		1.9		2.0		2.2	U
122	CONSTRUCTION & MAINTENANCE EQUIP	A		32.1		45.1		25.4	U
123	FIRE FIGHTING EQUIPMENT	A		13.5		15.2		16.7	U
124	TACTICAL VEHICLES	B		79.4		45.4		29.4	U
125	AMPHIBIOUS EQUIPMENT	A		11.5		147.7		86.6	U
126	POLLUTION CONTROL EQUIPMENT	A		11.3		11.6		12.1	U
127	ITEMS UNDER \$5 MILLION	A		28.6		32.1		39.8	U
128	PHYSICAL SECURITY VEHICLES	A		1.1		1.2		1.3	U
TOTAL CIVIL ENGINEERING SUPPORT EQUIPMENT				-----		-----		-----	
				161.6		302.0		215.6	
BUDGET ACTIVITY 06: SUPPLY SUPPORT EQUIPMENT									
SUPPLY SUPPORT EQUIPMENT									
129	MATERIALS HANDLING EQUIPMENT	A		12.7		17.3		13.7	U
130	OTHER SUPPLY SUPPORT EQUIPMENT	A		17.4		18.4		12.1	U
131	FIRST DESTINATION TRANSPORTATION	A		5.7		5.7		5.9	U

UNCLASSIFIED									
DEPARTMENT OF THE NAVY									
FY 2007 PROCUREMENT PROGRAM									
EXHIBIT P-1									
DATE: FEB 2006									
APPROPRIATION: 1810N OTHER PROCUREMENT, NAVY									
MILLIONS OF DOLLARS									
LINE NO	ITEM NOMENCLATURE	IDENT CODE	FY 2005 QUANTITY	FY 2005 COST	FY 2006 QUANTITY	FY 2006 COST	FY 2007 QUANTITY	FY 2007 COST	
132	SPECIAL PURPOSE SUPPLY SYSTEMS	A		81.6		72.4		65.9	U
	TOTAL SUPPLY SUPPORT EQUIPMENT			117.4		113.8		97.7	
BUDGET ACTIVITY 07: PERSONNEL AND COMMAND SUPPORT EQUIPMENT									
TRAINING DEVICES									
133	TRAINING SUPPORT EQUIPMENT	A		21.5		13.3		18.2	U
COMMAND SUPPORT EQUIPMENT									
134	COMMAND SUPPORT EQUIPMENT	A		38.4		107.7		58.6	U
135	EDUCATION SUPPORT EQUIPMENT	A		5.5		.4		.4	U
136	MEDICAL SUPPORT EQUIPMENT	A		9.7		9.7		5.6	U
137	INTELLIGENCE SUPPORT EQUIPMENT								
138	OPERATING FORCES SUPPORT EQUIPMENT	A		9.2		14.2		15.3	U
139	C4ISR EQUIPMENT	A		26.2		31.4		10.7	U
140	ENVIRONMENTAL SUPPORT EQUIPMENT	A		13.1		18.7		16.1	U
141	PHYSICAL SECURITY EQUIPMENT	A		195.0		231.0		166.3	U
142	ENTERPRISE INFORMATION TECHNOLOGY	A						4.0	U
143	CLASSIFIED PROGRAMS	A							
144	SPECIAL PROGRAM	A							
PRODUCTIVITY PROGRAMS									
145	JUDGMENT FUND REIMBURSEMENT	A		2.2					U
OTHER									
146	CANCELLED ACCOUNT ADJUSTMENTS	A		*					U
	TOTAL PERSONNEL AND COMMAND SUPPORT EQUIPMENT			339.2		441.9		304.0	

UNCLASSIFIED									
DEPARTMENT OF THE NAVY									
FY 2007 PROCUREMENT PROGRAM									
EXHIBIT P-1									
DATE: FEB 2006									
APPROPRIATION: 1810N OTHER PROCUREMENT, NAVY									
MILLIONS OF DOLLARS									
LINE NO	ITEM NOMENCLATURE	IDENT CODE	FY 2005 QUANTITY	FY 2005 COST	FY 2006 QUANTITY	FY 2006 COST	FY 2007 QUANTITY	FY 2007 COST	
BUDGET ACTIVITY 08: SPARES AND REPAIR PARTS									
SPARES AND REPAIR PARTS									
147	SPARES AND REPAIR PARTS	A	243.9	261.2	219.9	219.9	219.9	219.9	U
TOTAL SPARES AND REPAIR PARTS			243.9	261.2	219.9	219.9	219.9	219.9	
TOTAL OTHER PROCUREMENT, NAVY			4,862.0	5,486.0	4,967.9	4,967.9	4,967.9	4,967.9	

UNCLASSIFIED				
DEPARTMENT OF THE NAVY				
FY 2007 PROCUREMENT PROGRAM				
SUMMARY				
(\$ IN MILLIONS)				
FEB 2006				
APPROPRIATION: PROCUREMENT, MARINE CORPS				
ACTIVITY	FY 2005	FY 2006	FY 2007	
02. WEAPONS AND COMBAT VEHICLES	1,240.9	717.6	508.0	
03. GUIDED MISSILES AND EQUIPMENT	92.0	5.5	10.3	
04. COMMUNICATIONS AND ELECTRONICS EQUIPMENT	1,761.2	934.4	390.9	
05. SUPPORT VEHICLES	1,156.6	621.5	169.7	
06. ENGINEER AND OTHER EQUIPMENT	745.7	731.5	158.8	
07. SPARES AND REPAIR PARTS	33.6	25.4	35.8	
TOTAL PROCUREMENT, MARINE CORPS	5,030.1	3,035.9	1,273.5	

UNCLASSIFIED

DEPARTMENT OF THE NAVY
FY 2007 PROCUREMENT PROGRAM

EXHIBIT P-1
DATE: FEB 2006

APPROPRIATION: 1109N PROCUREMENT, MARINE CORPS

LINE NO	ITEM NOMENCLATURE	IDENT CODE	MILLIONS OF DOLLARS					
			FY 2005		FY 2006		FY 2007	
			QUANTITY	COST	QUANTITY	COST	QUANTITY	COST
BUDGET ACTIVITY 02: WEAPONS AND COMBAT VEHICLES								
TRACKED COMBAT VEHICLES								
1	AAV7A1 PIP	A		155.2		20.7		12.5
2	EXPEDITIONARY FIGHTING VEHICLE	B		(52.5)		(19.5)	15	(239.9)
	LESS: ADVANCE PROCUREMENT (PI)							(-9.2)
				-----		-----		-----
				52.5		19.5		230.6
3	EXPEDITIONARY FIGHTING VEHICLE							
	ADVANCE PROCUREMENT (PI)					9.2		25.6
	(FY 2006 FOR FY 2007) (MEMO)					(9.2)		(25.6)
4	LAV PIP	A		579.8		138.5		26.0
5	HIMARS	B	1	15.9				
6	IMPROVED RECOVERY VEHICLE (IRV)	A		13.9				
7	MODIFICATION KITS (ARMOR AND FIRE SUPPORT)	A		31.3				
8	M1A1 FIREPOWER ENHANCEMENTS	A		36.0		31.7		19.1
ARTILLERY AND OTHER WEAPONS								
9	EXPEDITIONARY FIRE SUPPORT SYSTEM	A				5.6		7.4
10	155MM LIGHTWEIGHT TOWED HOWITZER	B	106	226.2	75	168.9	34	94.4
11	MODIFICATION KITS (INFANTRY WEAPONS)	A		2.7				
12	MARINE ENHANCEMENT PROGRAM	A		21.6				
13	HIGH MOBILITY ARTILLERY ROCKET SYSTEM	A			18	177.4	6	57.5
14	WEAPONS AND COMBAT VEHICLES UNDER \$5 MILLION	A		51.7		99.4		9.0
WEAPONS								
15	MODULAR WEAPON SYSTEM	A		27.0		22.4		

UNCLASSIFIED

DEPARTMENT OF THE NAVY
FY 2007 PROCUREMENT PROGRAM

EXHIBIT P-1
DATE: FEB 2006

APPROPRIATION: 1109N PROCUREMENT, MARINE CORPS

LINE NO	ITEM NOMENCLATURE	IDENT CODE	MILLIONS OF DOLLARS				S
			FY 2005 QUANTITY	FY 2005 COST	FY 2006 QUANTITY	FY 2006 COST	
OTHER SUPPORT							
16	MODIFICATION KITS	A			19.1		9.0 U
17	WEAPONS ENHANCEMENT PROGRAM	A			5.1		17.1 U
18	OPERATIONS OTHER THAN WAR	A		27.5			U
TOTAL WEAPONS AND COMBAT VEHICLES						717.6	508.0
BUDGET ACTIVITY 03: GUIDED MISSILES AND EQUIPMENT							
GUIDED MISSILES							
19	GROUND BASED AIR DEFENSE	A		9.8	1.9		3.9 U
20	JAVELIN	A	432	38.5			U
21	HIMARS ROCKETS	A		1.3			U
22	COMPLEMENTARY LOW ALTITUDE WEAPON SYSTEM	A			.4		3.2 U
OTHER SUPPORT							
23	MODIFICATION KITS	A		42.5	3.2		3.3 U
TOTAL GUIDED MISSILES AND EQUIPMENT						92.0	10.3
BUDGET ACTIVITY 04: COMMUNICATIONS AND ELECTRONICS EQUIPMENT							
COMMAND AND CONTROL SYSTEMS							
24	UNIT OPERATIONS CENTER	A		188.1	4.3		7.8 U
REPAIR AND TEST EQUIPMENT							
25	REPAIR AND TEST EQUIPMENT	A			57.4		13.1 U
26	AUTO TEST SYSTEMS	A		9.3			U
27	GENERAL PURPOSE TOOLS & TEST SYSTEMS	A		28.5			U
28	CALIBRATION FACILITIES	A		2.5			U

UNCLASSIFIED									
DEPARTMENT OF THE NAVY									
FY 2007 PROCUREMENT PROGRAM									
DATE: FEB 2006									
APPROPRIATION: 1100N PROCUREMENT, MARINE CORPS									
MILLIONS OF DOLLARS									
LINE NO	ITEM NOMENCLATURE	IDENT CODE	FY 2005 QUANTITY	FY 2005 COST	FY 2006 QUANTITY	FY 2006 COST	FY 2007 QUANTITY	FY 2007 COST	S C
OTHER SUPPORT (TEL)									
29	COMBAT SUPPORT SYSTEM	A			24.6		14.3		U
30	MODIFICATION KITS	A			25.4		17.5		U
COMMAND AND CONTROL SYSTEM (NON-TEL)									
31	GLOBAL COMBAT SUPPORT SYSTEM	A		44.2					U
32	ITEMS UNDER \$5 MILLION (COMM & ELMC)	A		.8		1.9		4.1	U
33	AIR OPERATIONS C2 SYSTEMS	A		21.6		17.4		41.1	U
34	MAGTF CSSE & SE	A		2.2					U
35	MULTIPLE ROLE RADAR SYSTEM	A		10.3					U
36	JOINT TACTICAL RADIO SYSTEMS	A		23.3		7.0			U
RADAR + EQUIPMENT (NON-TEL)									
37	RADAR SYSTEMS	A			29.5		14.8		U
38	RADAR SET AN/TPS-59	A		51.0					U
39	TRANSITION SWITCH MODULE	A		1.8					U
INTELL/COMM EQUIPMENT (NON-TEL)									
40	TACTICAL REMOTE SENSOR SYSTEM	A		8.5					U
41	FIRE SUPPORT SYSTEM	A		50.7		31.7		31.8	U
42	SMALL UNIT REMOTE SCOUTING SYSTEM (SUSS)	A		16.5					U
43	INTELLIGENCE SUPPORT EQUIPMENT	B		36.6		86.0		26.0	U
44	MOD KITS (INTEL)	A		9.0					U
REPAIR AND TEST EQUIPMENT (NON-TEL)									
45	VISUAL INFORMATION SYSTEMS (VIS)	A		22.2					U
UNCLASSIFIED									
PAGE N=35									

UNCLASSIFIED		DEPARTMENT OF THE NAVY		EXHIBIT P-1	
FY 2007 PROCUREMENT PROGRAM		DATE: FEB 2006			
APPROPRIATION: 1109N PROCUREMENT, MARINE CORPS					
		MILLIONS OF DOLLARS			
LINE NO	ITEM NOMENCLATURE	FY 2005 QUANTITY	FY 2005 COST	FY 2006 QUANTITY	FY 2006 COST
	OTHER COMM/ELSEC EQUIPMENT (NON-TTL)				
46	COMPLEMENTARY LOW ALTITUDE WEAPONS SYSTEM	A	6.1		
47	NIGHT VISION EQUIPMENT	A	605.5	103.0	13.7
	OTHER SUPPORT (NON-TTL)				
48	COMMON COMPUTER RESOURCES	A	80.1	58.0	67.2
49	COMMAND POST SYSTEMS	A	15.2	104.3	19.7
50	RADIO SYSTEMS	A	394.7	221.4	53.5
51	COMM SWITCHING & CONTROL SYSTEMS	A	106.3	143.4	49.2
52	COMM & ELEC INFRASTRUCTURE SUPPORT	A	60.9	19.1	11.1
53	MOD KITS MAGTF C41	A	5.3		
	TOTAL COMMUNICATIONS AND ELECTRONICS EQUIPMENT		1,751.2	934.4	390.9
BUDGET ACTIVITY 05: SUPPORT VEHICLES					
	ADMINISTRATIVE VEHICLES				
54	COMMERCIAL PASSENGER VEHICLES	A	1.0	.7	.4
55	COMMERCIAL CARGO VEHICLES	A	12.5	14.7	12.0
	TACTICAL VEHICLES				
56	5/4T TRUCK HMMV (MVP)	A	3611	440.1	2624
57	MOTOR TRANSPORT MODIFICATIONS	A	368.8		
58	MEDIUM TACTICAL VEHICLE REPLACEMENT	A	210.8	275.0	.7
59	LIGHTWEIGHT PRIME MOVER	A		3.3	*
60	LOGISTICS VEHICLE SYSTEM REP	A	94.5	31.4	68.8
61	FAMILY OF TACTICAL TRAILERS	A	19.6	21.5	12.7

UNCLASSIFIED
DEPARTMENT OF THE NAVY
FY 2007 PROCUREMENT PROGRAM
EXHIBIT P-1
DATE: FEB 2006
APPROPRIATION: 1109N PROCUREMENT, MARINE CORPS

LINE NO	ITEM NOMENCLATURE	IDENT CODE	FY 2005		FY 2006		FY 2007		S
			QUANTITY	COST	QUANTITY	COST	QUANTITY	COST	
79	TRAINING DEVICES	B		96.5		57.6		13.8	U
80	CONTAINER FAMILY	A		7.7		3.5		3.0	U
81	FAMILY OF CONSTRUCTION EQUIPMENT	A		48.5		31.7		20.1	U
82	FAMILY OF INTERNALLY TRANSPORTABLE VEH (ITV)	A				3.6		2.8	U
83	BRIDGE BOATS	A		19.2					U
84	RAPID DEPLOYABLE KITCHEN	A		.1		5.1		5.1	U
OTHER SUPPORT									
85	MODIFICATION KITS	A		4.0					U
86	ITEMS LESS THAN \$5 MILLION	A		17.9		17.9		10.5	U
87	CANCELLED ACCOUNT ADJUSTMENT (M)	A		2.6					U
TOTAL ENGINEER AND OTHER EQUIPMENT				745.7		731.5		158.8	
BUDGET ACTIVITY 07: SPARES AND REPAIR PARTS									
SPARES AND REPAIR PARTS									
88	SPARES AND REPAIR PARTS	A		33.6		25.4		35.8	U
TOTAL SPARES AND REPAIR PARTS				33.6		25.4		35.8	
TOTAL PROCUREMENT, MARINE CORPS				5,030.1		3,035.9		1,273.5	

UNCLASSIFIED				
DEPARTMENT OF THE AIR FORCE				
FY 2007 PROCUREMENT PROGRAM				
SUMMARY				
(\$ IN MILLIONS)				
APPROPRIATION	FY 2005	FY 2006	FY 2007	FY 2006
AIRCRAFT PROCUREMENT, AIR FORCE	13,947.0	12,681.5	11,479.8	
PROCUREMENT OF AMMUNITION, AIR FORCE	1,312.8	1,003.2	1,072.7	
MISSILE PROCUREMENT, AIR FORCE	4,332.6	5,118.1	4,204.1	
OTHER PROCUREMENT, AIR FORCE	16,493.1	14,036.2	15,408.1	
TOTAL DEPARTMENT OF THE AIR FORCE	36,085.5	32,829.0	32,164.8	

FY 2006

UNCLASSIFIED

DEPARTMENT OF THE AIR FORCE

FY 2007 PROCUREMENT PROGRAM

SUMMARY

(\$ IN MILLIONS)

FEB 2006

	FY 2005	FY 2006	FY 2007
APPROPRIATION: AIRCRAFT PROCUREMENT, AIR FORCE			
ACTIVITY			
01. COMBAT AIRCRAFT	4,134.2	3,896.0	2,996.3
02. AIRLIFT AIRCRAFT	5,080.4	3,979.7	3,475.4
03. TRAINER AIRCRAFT	302.0	328.9	305.1
04. OTHER AIRCRAFT	1,038.9	845.9	1,049.5
05. MODIFICATION OF INSERVICE AIRCRAFT	2,403.8	2,318.9	2,601.8
06. AIRCRAFT SPARES AND REPAIR PARTS	213.3	200.3	305.2
07. AIRCRAFT SUPPORT EQUIPMENT AND FACILITIES	774.4	1,111.8	746.5
TOTAL AIRCRAFT PROCUREMENT, AIR FORCE	13,947.0	12,681.5	11,479.8

UNCLASSIFIED									
DEPARTMENT OF THE AIR FORCE									
FY 2007 PROCUREMENT PROGRAM									
APPROPRIATION: 3010F AIRCRAFT PROCUREMENT, AIR FORCE									
EXHIBIT P-1									
DATE: FEB 2006									
MILLIONS OF DOLLARS									
LINE NO	ITEM NOMENCLATURE	IDENT CODE	FY 2005		FY 2006		FY 2007		S
			QUANTITY	COST	QUANTITY	COST	QUANTITY	COST	
BUDGET ACTIVITY 01: COMBAT AIRCRAFT									
TACTICAL FORCES									
1	F-35	A					5	(988.1)	U
	LESS: ADVANCE PROCUREMENT (FY							(-118.4)	U
								869.7	
2	F-35							145.3	U
	ADVANCE PROCUREMENT (CY							118.4	
	(FY 2006 FOR FY 2007) (MEMO)							(118.4)	
	(FY 2007 FOR FY 2008) (MEMO)							(145.3)	
3	F-22A	A	24	(4,056.7)	24	(3,618.1)		(1,503.9)	U
	LESS: ADVANCE PROCUREMENT (FY							(-473.9)	U
								3,144.3	
								1,503.9	
4	F-22A								
	ADVANCE PROCUREMENT (CY							569.2	U
	(FY 2005 FOR FY 2006) (MEMO)							(473.9)	
	(FY 2006 FOR FY 2008) (MEMO)							(569.2)	
	(FY 2007 FOR FY 2009) (MEMO)							(377.4)	
	(FY 2007 FOR FY 2010) (MEMO)							(100.0)	
5	F-15E	A					1	(172.4)	U
	LESS: ADVANCE PROCUREMENT (FY							(-108.2)	U
								64.1	
6	F-15E								
	ADVANCE PROCUREMENT (CY							108.2	U
	(FY 2005 FOR FY 2006) (MEMO)							(108.2)	
								3,896.0	
								2,996.3	
TOTAL COMBAT AIRCRAFT									

UNCLASSIFIED									
DEPARTMENT OF THE AIR FORCE									
FY 2007 PROCUREMENT PROGRAM									
APPROPRIATION: 3010F AIRCRAFT PROCUREMENT, AIR FORCE									
EXHIBIT F-1									
DATE: FEB 2006									
MILLIONS OF DOLLARS									
LINE NO	ITEM NOMENCLATURE	IDENT CODE	FY 2005 QUANTITY	FY 2005 COST	FY 2006 QUANTITY	FY 2006 COST	FY 2007 QUANTITY	FY 2007 COST	
BUDGET ACTIVITY 02: AIRLIFT AIRCRAFT									
TACTICAL AIRLIFT									
7	C-17A (MTP)	A	15	(3,137.9)	15	(3,250.1)	12	(3,306.4)	U
	LESS: ADVANCE PROCUREMENT (FY)			(-476.3)		(-469.7)		(-60.2)	U
				2,661.7		2,780.4		2,636.2	
8	C-17A (MTP)			275.7		439.5			U
	ADVANCE PROCUREMENT (CY)			(282.1)					
	(FY 2005 FOR FY 2006) (MEMO)			(93.6)		(439.5)			
	(FY 2005 FOR FY 2007) (MEMO)								
	(FY 2006 FOR FY 2007) (MEMO)								
9	C-17 ICS	A		917.7					U
OTHER AIRLIFT									
10	C-40	A		221.4					U
11	C-130J	A	11	(887.2)	8	(819.9)	9	(807.0)	U
	LESS: ADVANCE PROCUREMENT (FY)			(-133.3)		(-139.1)		(-109.7)	U
				754.0		680.8		697.3	
12	C-130J			150.0		78.9		90.0	U
	ADVANCE PROCUREMENT (CY)			(123.3)					
	(FY 2005 FOR FY 2006) (MEMO)			(15.0)					
	(FY 2005 FOR FY 2007) (MEMO)			(11.7)		(78.9)		(90.0)	
	(FY 2006 FOR FY 2007) (MEMO)								
	(FY 2007 FOR FY 2008) (MEMO)								
13	MC-X								
	ADVANCE PROCUREMENT (CY)							36.1	U
	(FY 2007 FOR FY 2008) (MEMO)							(36.1)	
14	LIGHT CARGO AIRCRAFT	A						15.8	U
				5,080.4		3,979.7		3,475.4	
TOTAL AIRLIFT AIRCRAFT									

UNCLASSIFIED									
DEPARTMENT OF THE AIR FORCE									
FY 2007 PROCUREMENT PROGRAM									
APPROPRIATION: 3010F AIRCRAFT PROCUREMENT, AIR FORCE									
EXHIBIT F-1									
DATE: FEB 2006									
MILLIONS OF DOLLARS									
LINE	ITEM NOMENCLATURE	IDENT CODE	FY 2005 QUANTITY	FY 2005 COST	FY 2006 QUANTITY	FY 2006 COST	FY 2007 QUANTITY	FY 2007 COST	
BUDGET ACTIVITY 03: TRAINER AIRCRAFT									
UPT TRAINERS									
15	DRUG INTERDICTION	A		.3					U
16	INTEC TO FLIGHT/AIRMANSHIP PRG	A		.9					U
OPERATIONAL TRAINERS									
17	JPATS	A	53	300.9	54	328.9	48	305.1	U
	TOTAL TRAINER AIRCRAFT			302.0		328.9		305.1	
BUDGET ACTIVITY 04: OTHER AIRCRAFT									
HELICOPTERS									
18	V22 OSPREY	A	3	(287.9)	2	(230.2)	2	(219.0)	U
	LESS: ADVANCE PROCUREMENT (FY)			(-15.0)		(-10.3)		(-10.4)	U
				272.9		219.3		208.6	
19	V22 OSPREY								
	ADVANCE PROCUREMENT (FY)			10.9		10.4		34.4	U
	(FY 2005 FOR FY 2006) (MEMO)			(10.9)		(10.4)			
	(FY 2006 FOR FY 2007) (MEMO)							(20.2)	
	(FY 2007 FOR FY 2008) (MEMO)							(4.6)	
	(FY 2007 FOR FY 2009) (MEMO)							(2.7)	
	(FY 2007 FOR FY 2010) (MEMO)							(3.0)	
	(FY 2007 FOR FY 2011) (MEMO)							(3.0)	
	(FY 2007 FOR FY 2012) (MEMO)							(3.3)	
MISSION SUPPORT AIRCRAFT									
20	CIVIL AIR PATROL A/C	A	27	2.9		6.5		2.2	U
OTHER AIRCRAFT									
21	TARGET DRONES	A		72.6		81.8		82.0	U
22	C-37A	A			1	44.4			U

UNCLASSIFIED

DEPARTMENT OF THE AIR FORCE
FY 2007 PROCUREMENT PROGRAM

EXHIBIT P-1

APPROPRIATION: 3010F AIRCRAFT PROCUREMENT, AIR FORCE

DATE: FEB 2006

LINE NO	ITEM NOMENCLATURE	IDENT CODE	FY 2005				FY 2006				FY 2007			
			QUANTITY	COST	QUANTITY	COST	QUANTITY	COST	QUANTITY	COST	QUANTITY	COST	QUANTITY	COST
23	GLOBAL Hawk LESS: ADVANCE PROCUREMENT (FY)	A	4	(340.5) (60.2)	5	(355.0) (64.1)	6	(493.4) (48.1)						
				298.9		295.5		429.3						
24	GLOBAL Hawk ADVANCE PROCUREMENT (CY) (FY 2005 FOR FY 2006) (MEMO) (FY 2006 FOR FY 2007) (MEMO) (FY 2007 FOR FY 2008) (MEMO)			60.2 (60.2)		64.1 (64.1)		63.9						
25	PREDATOR UAV	A	12	320.6	9	123.9	26	229.1						
	TOTAL OTHER AIRCRAFT			1,038.9		845.9		1,049.5						
BUDGET ACTIVITY 05: MODIFICATION OF IN-SERVICE AIRCRAFT														
STRATEGIC AIRCRAFT														
26	B-2A	A		93.9		58.3		191.3						
27	B-1B	A		8.6		37.2		53.3						
28	B-52	A		110.2		128.5		70.1						
29	F-117	A		22.6		9.5		24.4						
TACTICAL AIRCRAFT														
30	A-10	A		67.9		51.5		107.4						
31	F-15	A		204.1		222.1		92.9						
32	F-16	A		347.1		414.4		352.1						
33	F-22A	A		68.6		53.3		216.1						
34	T/AT-37	A		.1										

UNCLASSIFIED

PAGE F-6

UNCLASSIFIED									
DEPARTMENT OF THE AIR FORCE									
FY 2007 PROCUREMENT PROGRAM									
EXHIBIT F-1									
DATE: FEB 2006									
APPROPRIATION: 3010F AIRCRAFT PROCUREMENT, AIR FORCE									
MILLIONS OF DOLLARS									
LINE NO	ITEM NOMENCLATURE	IDENT CODE	FY 2005 QUANTITY	FY 2005 COST	FY 2006 QUANTITY	FY 2006 COST	FY 2007 QUANTITY	FY 2007 COST	
AIRCRAFT									
35 C-5		A		(114.1)		(91.9)		(176.1)	U
	LESS: ADVANCE PROCUREMENT (FY)			-----		-----		(-19.7)	U
				114.1		91.9		156.4	
36 C-5									
	ADVANCE PROCUREMENT (CY)					19.7		66.7	U
	(FY 2006 FOR FY 2007) (MEMO)					(19.7)		(66.7)	
	(FY 2007 FOR FY 2008) (MEMO)								
37 C-9		A		6.1					U
38 C-17A		A		182.7		257.4		251.4	U
39 C-21		A		1.1		7.8		1.3	U
40 C-32A		A		.2		.2		.2	U
41 C-37A		A		.3		.4		.4	U
TRAINER AIRCRAFT									
42 GLIDER MODS		A				3.1		.1	U
43 T-6		A		3.8		6.1		6.2	U
44 T-1		A				.2		.2	U
45 T-38		A		170.9		190.1		143.7	U
46 T-41 AIRCRAFT		A		.1					U
47 T-43		A		.6		2.0		2.1	U
OTHER AIRCRAFT									
48 KC-10A (ATCA)		A		36.4		21.6		6.8	U
49 C-12		A		18.5		6.2		.9	U
50 C-20 MODS		A		.4		.5		.5	U
51 VC-25A MOD		A		27.6		1.0		1.0	U

PAGE F-7

UNCLASSIFIED

UNCLASSIFIED									
DEPARTMENT OF THE AIR FORCE									
FY 2007 PROCUREMENT PROGRAM									
EXHIBIT P-1									
DATE: FEB 2006									
APPROPRIATION: 3010F AIRCRAFT PROCUREMENT, AIR FORCE									
MILLIONS OF DOLLARS									
LINE NO	ITEM NOMENCLATURE	IDENT CODE	FY 2005 QUANTITY	FY 2005 COST	FY 2006 QUANTITY	FY 2006 COST	FY 2007 QUANTITY	FY 2007 COST	\$
52 C-40		A		63.8		.2		.2	U
53 C-130		A		162.3		177.8		217.7	U
54 C130J MODS		A		46.8		5.9		39.0	U
55 C-119		A		53.3		92.1		83.5	U
56 COMPASS CALL MODS		A				29.0		46.8	U
57 C-29A MODS		A		15.7		3.8			U
58 DARP		A		97.8		84.3		89.8	U
59 E-3		A		46.5		49.6		64.5	U
60 E-4		A		106.6		84.2		5.6	U
61 E-8		A		61.0		15.3		138.2	U
62 H-1		A		6.5		34.0		40.4	U
63 H-60		A		102.4		50.8		16.7	U
64 GLOBAL HAWK MODS		A						11.3	U
65 OTHER AIRCRAFT		A		89.4		75.5		43.7	U
66 PREDATOR MODS		A		36.5		29.9		58.3	U
67 CV-22 MODS		A		.3		3.6		.5	U
OTHER MODIFICATIONS									
68 CLASSIFIED PROJECTS		A		28.9					U
TOTAL MODIFICATION OF INSERVICE AIRCRAFT				2,403.8		2,318.9		2,601.8	
BUDGET ACTIVITY 06: AIRCRAFT SPARES AND REPAIR PARTS									
AIRCRAFT SPARES + REPAIR PARTS									
69 INITIAL SPARES/REPAIR PARTS		A		213.3		200.3		305.2	U
TOTAL AIRCRAFT SPARES AND REPAIR PARTS				213.3		200.3		305.2	

PAGE F-8

UNCLASSIFIED

UNCLASSIFIED									
DEPARTMENT OF THE AIR FORCE									
FY 2007 PROCUREMENT PROGRAM									
EXHIBIT P-1									
DATE: FEB 2006									
APPROPRIATION: 3010F AIRCRAFT PROCUREMENT, AIR FORCE									
MILLIONS OF DOLLARS									
LINE NO	ITEM NOMENCLATURE	IDENT CODE	FY 2005 QUANTITY	FY 2005 COST	FY 2006 QUANTITY	FY 2006 COST	FY 2007 QUANTITY	FY 2007 COST	S
BUDGET ACTIVITY 07: AIRCRAFT SUPPORT EQUIPMENT AND FACILITIES									
COMMON SUPPORT EQUIPMENT									
70	COMMON SUPPORT EQUIPMENT	A		204.5		122.8		138.9	U
POST PRODUCTION SUPPORT									
71	B-1	A		11.5		13.3		10.3	U
72	B-2A	A		6.7		7.2		7.7	U
73	B-2A	A		30.0		21.8		11.7	U
74	B-52	A		19.0		20.9		8.1	U
75	C-130	A		1.2		20.2			U
76	F-15 POST PRODUCTION SUPPORT	A		13.1		13.0		10.7	U
77	F-16 POST PRODUCTION SUPPORT	A		11.3		17.6		12.2	U
INDUSTRIAL PREPAREDNESS									
78	INDUSTRIAL RESPONSIVENESS	A		20.6		22.1		23.5	U
WAR CONSUMABLES									
79	WAR CONSUMABLES	A		40.4		23.8		25.4	U
OTHER PRODUCTION CHARGES									
80	OTHER PRODUCTION CHARGES	A		246.8		636.4		474.9	U
81	DEPT MODERNIZATION	A		84.8		114.0		1.4	U
CLASSIFIED PROGRAMS									
82	CLASSIFIED PROGRAMS	A							
83	CLASSIFIED ACTIVITIES	A							
84	SPECIAL PROGRAMS	A							

UNCLASSIFIED

DEPARTMENT OF THE AIR FORCE
FY 2007 PROCUREMENT PROGRAM

EXHIBIT P-1
DATE: FEB 2006

APPROPRIATION: 3010F AIRCRAFT PROCUREMENT, AIR FORCE

LINE NO	ITEM NOMENCLATURE	IDENT CODE	MILLIONS OF DOLLARS				S E
			FY 2005 QUANTITY	FY 2005 COST	FY 2006 QUANTITY	FY 2006 COST	
OTHER PRODUCTION CHARGES - SOF							
85	CANCELLED ACFT ADJUSTMENTS	A		.5			U
DARP							
86	DARP	A		73.7		67.5	13.0 U
TOTAL AIRCRAFT SUPPORT EQUIPMENT AND FACILITIES				774.4		1,111.8	746.5
TOTAL AIRCRAFT PROCUREMENT, AIR FORCE				13,347.0		12,681.5	11,479.8

UNCLASSIFIED			
DEPARTMENT OF THE AIR FORCE			
FY 2007 PROCUREMENT PROGRAM			
SUMMARY			
(\$ IN MILLIONS)			
FEB 2006			
APPROPRIATION: PROCUREMENT OF AMMUNITION, AIR FORCE			
ACTIVITY	FY 2005	FY 2006	FY 2007
01. PROCUREMENT OF AMMO, AIR FORCE	1,297.5	997.3	1,067.8
02. WEAPONS	15.3	6.0	5.0
TOTAL PROCUREMENT OF AMMUNITION, AIR FORCE	1,312.8	1,003.2	1,072.7

UNCLASSIFIED									
DEPARTMENT OF THE AIR FORCE									
FY 2007 PROCUREMENT PROGRAM									
EXHIBIT P-1									
DATE: FEB 2006									
APPROPRIATION: 301F PROCUREMENT OF AMMUNITION, AIR FORCE									
MILLIONS OF DOLLARS									
LINE NO	ITEM NOMENCLATURE	IDENT CODE	FY 2005 QUANTITY	FY 2005 COST	FY 2006 QUANTITY	FY 2006 COST	FY 2007 QUANTITY	FY 2007 COST	
BUDGET ACTIVITY 01: PROCUREMENT OF AMMO, AIR FORCE									
ROCKETS									
1	ROCKETS	A		34.4		35.8		58.7	U
CARTRIDGES									
2	CARTRIDGES	A		128.1		142.9		168.5	U
BOMBS									
3	PRACTICE BOMBS	A		46.7		14.1		15.0	U
4	GENERAL PURPOSE BOMBS	A		234.0		241.3		235.5	U
5	SENSOR FUZED WEAPON	A	321	116.5	332	118.8	305	118.9	U
6	JOINT DIRECT ATTACK MONITION	A	22826	514.4	8000	220.3	7261	175.0	U
7	MIND CORRECTED MONITIONS DISPENSER	A	2507	58.4	70	15.5	250	34.7	U
FLARE, IR M70-7B									
8	CAN/FAD	A		20.3		20.9		29.9	U
9	EXPLOSIVE ORDNANCE DISPOSAL (EOD)	A		5.8		2.9		3.1	U
10	SPARES AND REPAIR PARTS	A				4.3		4.7	U
11	INITIAL SPARES	A		1.9					U
12	MODIFICATIONS	A		.2		.9		.9	U
13	ITEMS LESS THAN \$2,000,000	A		3.2		3.9		4.1	U
FUZES									
14	FLARES	A		105.6		131.8		162.0	U
15	FUZES	A		28.1		44.0		56.8	U
TOTAL PROCUREMENT OF AMMO, AIR FORCE				1,297.5		997.3		1,067.8	

UNCLASSIFIED									
DEPARTMENT OF THE AIR FORCE									
FY 2007 PROCUREMENT PROGRAM									
EXHIBIT P-1									
DATE: FEB 2006									
APPROPRIATION: 3011F PROCUREMENT OF AMMUNITION, AIR FORCE									
MILLIONS OF DOLLARS									
LINE	ITEM NOMENCLATURE	IDENT	FY 2005	FY 2006	FY 2007				
NO		CODE	QUANTITY	COST	QUANTITY	COST	QUANTITY	COST	
<u>BUDGET ACTIVITY 02: WEAPONS</u>									
SMALL ARMS									
16	SMALL ARMS	A	15.3	6.0	5.0	U			
TOTAL WEAPONS			15.3	6.0	5.0				
TOTAL PROCUREMENT OF AMMUNITION, AIR FORCE			1,312.8	1,003.2	1,072.7				

UNCLASSIFIED			
DEPARTMENT OF THE AIR FORCE			
FY 2007 PROCUREMENT PROGRAM			
SUMMARY			
(\$ IN MILLIONS)			
FEB 2006			
APPROPRIATION: MISSILE PROCUREMENT, AIR FORCE			
ACTIVITY	FY 2005	FY 2006	FY 2007
01. BALLISTIC MISSILES	23.5	40.1	34.3
02. OTHER MISSILES	363.9	340.4	533.5
03. MODIFICATION OF INSERVICE MISSILES	662.1	695.3	703.8
04. SPARES AND REPAIR PARTS	63.5	76.6	50.6
05. OTHER SUPPORT	3,219.5	3,965.7	2,881.9
TOTAL MISSILE PROCUREMENT, AIR FORCE	4,332.6	5,118.1	4,204.1

UNCLASSIFIED
DEPARTMENT OF THE AIR FORCE
FY 2007 PROCUREMENT PROGRAM
EXHIBIT P-1
DATE: FEB 2006
APPROPRIATION: 3020F MISSILE PROCUREMENT, AIR FORCE

		MILLIONS OF DOLLARS												
LINE NO	ITEM NOMENCLATURE	IDENT CODE	FY 2005		FY 2006		FY 2007							
			QUANTITY	COST	QUANTITY	COST	QUANTITY	COST						
<u>BUDGET ACTIVITY 01: BALLISTIC MISSILES</u>														
<u>MISSILE REPLACEMENT EQUIPMENT - BALLISTIC</u>														
1	MISSILE REPLACEMENT EQ-BALLISTIC	A		23.5		40.1		34.3						
TOTAL BALLISTIC MISSILES				23.5		40.1		34.3						
<u>BUDGET ACTIVITY 02: OTHER MISSILES</u>														
<u>TACTICAL</u>														
2	JASSM	A	288	139.2	75	98.7	234	187.2						
3	JOINT STANDOFF WEAPON	A				1.0								
4	SIDEWINDER (AIM-9X)	A	248	52.4	196	44.4	195	43.8						
5	AMRAAM	A	159	106.9	166	103.1	215	135.9						
6	PREDATOR HELIFIRE MISSILE	A	320	34.3	401	37.9	677	65.3						
7	SMALL DIAMETER BOMB	A	199	29.1	567	53.3	1343	99.1						
<u>INDUSTRIAL FACILITIES</u>														
8	INDUSTRI'L PREPAREDNS/POL PREVENTION	A		2.1		2.1		2.2						
TOTAL OTHER MISSILES				363.9		340.4		533.5						
<u>BUDGET ACTIVITY 03: MODIFICATION OF INSERVICE MISSILES</u>														
<u>CLASS IV</u>														
9	ADVANCED CRUISE MISSILE	A		4.1		3.2		1.4						
10	MISSILE REPLACEMENT EQ-BALLISTIC	A						.8						
11	MM III MODIFICATIONS	A		636.7		667.7		691.7						
12	AGM-65D MAVERICK	A		.2				.2						
13	AIR LAUNCH CRUISE MISSILE	A		21.1		24.4		9.7						
TOTAL MODIFICATION OF INSERVICE MISSILES				662.1		693.3		703.8						

UNCLASSIFIED									
DEPARTMENT OF THE AIR FORCE									
FY 2007 PROCUREMENT PROGRAM									
EXHIBIT P-1									
DATE: FEB 2006									
APPROPRIATION: 3020F MISSILE PROCUREMENT, AIR FORCE									
MILLIONS OF DOLLARS									
LINE NO	ITEM NOMENCLATURE	IDENT CODE	FY 2005 QUANTITY	FY 2005 COST	FY 2006 QUANTITY	FY 2006 COST	FY 2007 QUANTITY	FY 2007 COST	
BUDGET ACTIVITY 04: SPARES AND REPAIR PARTS									
MISSILE SPARES + REPAIR PARTS									
14	INITIAL SPARES/REPAIR PARTS	A		63.5		76.6		50.6	U
				63.5		76.6		50.6	
TOTAL SPARES AND REPAIR PARTS									
BUDGET ACTIVITY 05: OTHER SUPPORT									
SPACE PROGRAMS									
15	ADVANCED EHF	A			1	(599.4)			U
	LESS: ADVANCE PROCUREMENT (PY)					(-78.2)			U
						321.1			
16 ADVANCED EHF									
	ADVANCE PROCUREMENT (CY)			78.2					U
	(FY 2005 FOR FY 2006) (MEMO)			(78.2)					
17 WIDEAND GAFILLER SATELLITES (SPACE)									
	LESS: ADVANCE PROCUREMENT (PY)	A		(35.4)		(21.8)	1	(413.9)	U
								(-50.2)	U
				35.4		21.8		363.7	
18 WIDEAND GAFILLER SATELLITES (SPACE)									
	ADVANCE PROCUREMENT (CY)					50.2		50.7	U
	(FY 2006 FOR FY 2007) (MEMO)					(50.2)		(50.7)	
	(FY 2007 FOR FY 2008) (MEMO)								
19 SPACEBORNE EQUIP (CONSEC)									
		A		9.2		9.4		10.1	U
20 GLOBAL POSITIONING (SPACE)									
	LESS: ADVANCE PROCUREMENT (PY)	A	3	(328.7)	3	(300.7)		(139.2)	U
				(-30.9)		(-29.6)		(-42.0)	U
				297.8		271.1		97.2	
21 GLOBAL POSITIONING (SPACE)									
	ADVANCE PROCUREMENT (CY)			20.6		42.0		43.3	U
	(FY 2005 FOR FY 2006) (MEMO)			(29.6)		(42.0)		(43.3)	
	(FY 2006 FOR FY 2007) (MEMO)								
	(FY 2007 FOR FY 2008) (MEMO)								
22 DEF METEOROLOGICAL SAT PROG (SPACE)									
		A		86.0		66.3		86.7	U

UNCLASSIFIED									
DEPARTMENT OF THE AIR FORCE									
FY 2007 PROCUREMENT PROGRAM									
EXHIBIT P-1									
DATE: FEB 2006									
APPROPRIATION: 3020F MISSILE PROCUREMENT, AIR FORCE									
MILLIONS OF DOLLARS									
LINE NO	ITEM NOMENCLATURE	IDENT CODE	FY 2005 QUANTITY	FY 2005 COST	FY 2006 QUANTITY	FY 2006 COST	FY 2007 QUANTITY	FY 2007 COST	\$
23	DEFENSE SUPPORT PROGRAM(SPACE)	A		105.3		42.1		38.4	U
24	DEFENSE SATELLITE COMM SYSTEM(SPACE)	A		5.2					U
25	TITAN SPACE BOOSTERS (SPACE)	A		33.2		65.3		31.1	U
26	EVOLVED EXPENDABLE LAUNCH VEH(SPACE)	A	2	414.0	4	773.2	4	936.5	U
27	MEDIUM LAUNCH VEHICLE(SPACE)	A		82.1		109.4		102.0	U
SPECIAL PROGRAMS									
28	CANCELLED ACCOUNTS	A		.1					U
29	DEFENSE SPACE RECONN PROGRAM	A		330.9		316.4		214.3	U
30	SPECIAL PROGRAMS	A							
31	SPECIAL ACTIVITIES	A							
32	CLASSIFIED PROGRAMS	A							
33	SPECIAL UPDATE PROGRAMS	A		125.6		26.2		131.4	U
TOTAL OTHER SUPPORT				3,219.5		3,965.7		2,881.9	
TOTAL MISSILE PROCUREMENT, AIR FORCE				4,332.6		5,118.1		4,204.1	

UNCLASSIFIED				
DEPARTMENT OF THE AIR FORCE				
FY 2007 PROCUREMENT PROGRAM				
SUMMARY				
(\$ IN MILLIONS)				
APPROPRIATION: OTHER PROCUREMENT, AIR FORCE				
<u>ACTIVITY</u>	<u>FY 2005</u>	<u>FY 2006</u>	<u>FY 2007</u>	
02. VEHICULAR EQUIPMENT	421.3	124.7	148.3	
03. ELECTRONICS AND TELECOMMUNICATIONS EQUIP	1,608.1	1,641.6	1,748.6	
04. OTHER BASE MAINTENANCE AND SUPPORT EQUIP	14,418.7	12,229.9	13,482.6	
05. SPARES AND REPAIR PARTS	45.1	29.9	28.6	
TOTAL OTHER PROCUREMENT, AIR FORCE	16,493.1	14,026.2	15,408.1	

FY 2006

UNCLASSIFIED									
DEPARTMENT OF THE AIR FORCE									
FY 2007 PROCUREMENT PROGRAM									
APPROPRIATION: 3080F OTHER PROCUREMENT, AIR FORCE									
EXHIBIT P-1									
DATE: FEB 2006									
LINE NO	ITEM NOMENCLATURE	IDENT CODE	FY 2005 QUANTITY	FY 2005 COST	FY 2006 QUANTITY	FY 2006 COST	FY 2007 QUANTITY	FY 2007 COST	8
BUDGET ACTIVITY 02: VEHICULAR EQUIPMENT									
PASSENGER CARRYING VEHICLES									
1	ARMORED VEHICLE	A	1	.2	1	.5	1	.5	U
2	PASSENGER CARRYING VEHICLES	A	284	12.2	227	16.5	153	14.4	U
CARGO + UTILITY VEHICLES									
3	TRUCK, STAKE/PLATFORM	A		8.1					U
4	TRUCK, CARGO-UTILITY, 3/4T, 4X4	A		13.3					U
5	TRUCK, CARGO-UTILITY, 3/4T, 4X2	A		7.6					U
6	TRUCK, MAINT/UTILITY/DELIVERY VAN	A		8.9					U
7	TRUCK, CARRYALL	A		4.2					U
8	MEDIUM TACTICAL VEHICLE	A		21.4		12.9		21.0	U
9	HIGH MOBILITY VEHICLE (MXP)	A		7.5		3.2		4.1	U
10	TRUCK, TRACTOR, OVER ST	A		16.7					U
11	CAP VEHICLES	A		.8		.8		.7	U
12	ITEMS LESS THAN \$2,000.000	A		30.7					U
SPECIAL PURPOSE VEHICLES									
13	TRUCK TANK 1200 GAL	A		5.8					U
14	TRUCK, TANK FUEL R-11	A		16.0					U
15	BOMBV, ARMORED	A		3.1		2.2		8.4	U
16	TRUCK, REFUSE	A		.5					U
17	BOMBV, UP-ARMORED	A		17.4		13.3		11.3	U
18	TRACTOR A/C TOW MB-4	A		8.6					U
19	TRACTOR, TOW, FLIGHTLINE	A		6.4					U

PAGE P-19

UNCLASSIFIED											
DEPARTMENT OF THE AIR FORCE											
FY 2007 PROCUREMENT PROGRAM											
EXHIBIT P-1											
DATE: FEB 2006											
APPROPRIATION: 3080F OTHER PROCUREMENT, AIR FORCE											
MILLIONS OF DOLLARS											
LINE NO	ITEM NOMENCLATURE	IDENT CODE	FY 2005 QUANTITY	FY 2005 COST	FY 2006 QUANTITY	FY 2006 COST	FY 2007 QUANTITY	FY 2007 COST			
20	TRUCK HYDRANT FUEL	A		.5					U		
21	ITEMS LESS THAN \$2M	A		37.0					U		
FIRE FIGHTING EQUIPMENT											
22	FIRE FIGHTING/CRASH RESCUE VEHICLES	A		18.2		21.1		21.5	U		
23	ITEMS LESS THAN \$2M	A		8.4					U		
MATERIALS HANDLING EQUIPMENT											
24	TRUCK F/L 6000 LB	A		8.3					U		
25	TRUCK, F/L 10,000 LB	A		26.1					U		
26	HALVENSEN LOADER	A	25	21.4	25	22.0		8.2	U		
27	ITEMS LESS THAN \$2,000,000	A		12.5					U		
BASE MAINTENANCE SUPPORT											
28	LOADER, SCOOP	A		11.1					U		
29	LOADER- SCOOP- W/BACKHOE	A		4.2					U		
30	TRUCK, DUMP 5CY	A		12.1					U		
31	RUNWAY SNOW REMOV AND CLEANING EOU	A		27.6		21.7		30.3	U		
32	CRANE 7-50 TON	A		7.9					U		
33	MODIFICATIONS	A		4.5					U		
34	ITEMS LESS THAN \$5,000,000 (VEHICLES)	A		31.7		10.5		27.9	U		
CANCELLED ACCOUNT ADJUSTM											
35	CANCELLED ACCOUNT ADJUSTMENTS	A		.5					U		
TOTAL VEHICULAR EQUIPMENT				421.3		124.7		148.3			

UNCLASSIFIED									
DEPARTMENT OF THE AIR FORCE									
FY 2007 PROCUREMENT PROGRAM									
EXHIBIT P-1									
DATE: FEB 2006									
APPROPRIATION: 3080F OTHER PROCUREMENT, AIR FORCE									
MILLIONS OF DOLLARS									
LINE NO	ITEM NOMENCLATURE	IDENT CODE	FY 2005		FY 2006		FY 2007		S
			QUANTITY	COST	QUANTITY	COST	QUANTITY	COST	
BUDGET ACTIVITY 03: ELECTRONICS AND TELECOMMUNICATIONS EQUIP									
COMM SECURITY EQUIPMENT (CONSEC)									
36	CONSEC EQUIPMENT	A		34.2		57.4		121.8	U
37	MODIFICATIONS (CONSEC)	A		.5		2.4		.7	U
INTELLIGENCE PROGRAMS									
38	INTELLIGENCE TRAINING EQUIPMENT	A		2.8		4.7		5.2	U
39	INTELLIGENCE COMM EQUIPMENT	A		3.1		1.5		1.6	U
ELECTRONICS PROGRAMS									
40	TRAFFIC CONTROL/LANDING	A		2.8		39.6		6.2	U
41	NATIONAL AIRSPACE SYSTEM	A		40.3		54.6		53.8	U
42	THEATER AIR CONTROL SYS IMPROVE	A		47.6		66.0		77.2	U
43	WEATHER OBSERVATION FORECAST	A		32.3		35.2		35.1	U
44	STRATEGIC COMMAND AND CONTROL	A		46.9		44.1		27.1	U
45	CHEYENNE MOUNTAIN COMPLEX	A		15.6		22.7		19.3	U
46	TAC SIGINT SPT	A		.4					U
47	DRUG INTERDICTION SPT	A		13.2		.4		.4	U
SPECIAL COMM-ELECTRONICS PROJECTS									
48	GENERAL INFORMATION TECHNOLOGY	A		131.5		120.0		120.4	U
49	AF GLOBAL COMMAND & CONTROL SYS	A		16.2		11.7		13.9	U
50	MOBILITY COMMAND AND CONTROL	A		8.6		9.4		10.1	U
51	AIR FORCE PHYSICAL SECURITY SYSTEM	A		97.0		40.0		41.4	U
52	COMBAT TRAINING RANGES	A		31.8		57.9		35.4	U
53	MINIMUM ESSENTIAL EMERGENCY COMM N	A						3.4	U

PAGE F-21

UNCLASSIFIED

UNCLASSIFIED									
DEPARTMENT OF THE AIR FORCE									
FY 2007 PROCUREMENT PROGRAM									
EXHIBIT P-1									
DATE: FEB 2006									
APPROPRIATION: 3080F OTHER PROCUREMENT, AIR FORCE									
MILLIONS OF DOLLARS									
LINE NO	ITEM NOMENCLATURE	IDENT CODE	FY 2005 QUANTITY	FY 2005 COST	FY 2006 QUANTITY	FY 2006 COST	FY 2007 QUANTITY	FY 2007 COST	\$
54	C3 COUNTERMEASURES	A	9.5	4.5	4.5	4.7	0	4.7	0
55	GCSS-AF FOS	A	18.4	12.6	12.6	32.0	0	32.0	0
56	THEATER BATTLE MGT C2 SYSTEM	A	41.3	41.1	41.1	23.6	0	23.6	0
57	AIR OPERATIONS CENTER (AOC)	A	42.8	21.4	21.4	25.2	0	25.2	0
AIR FORCE COMMUNICATIONS									
58	BASE INFO INFRASTRUCTURE	A	358.2	347.9	347.9	334.7	0	334.7	0
59	USCENTCOM	A	44.7	30.6	30.6	32.6	0	32.6	0
60	AUTOMATED TELECOMMUNICATIONS PCM	A	8.0	0	0	0	0	0	0
DISA PROGRAMS									
61	SPACE BASED IR SENSOR PCM SPACE	A	0	3.6	3.6	4.2	0	4.2	0
62	NAVSTAR GPS SPACE	A	9.9	9.0	9.0	6.0	0	6.0	0
63	NUDET DETECTION SYS SPACE	A	7.3	9.3	9.3	13.5	0	13.5	0
64	AF SATELLITE CONTROL NETWORK SPACE	A	42.1	51.0	51.0	85.5	0	85.5	0
65	SPACELIFT RANGE SYSTEM SPACE	A	101.6	106.5	106.5	120.5	0	120.5	0
66	MILSATCOM SPACE	A	18.6	28.3	28.3	75.8	0	75.8	0
67	SPACE MODS SPACE	A	13.0	24.7	24.7	25.2	0	25.2	0
68	COUNTERSPACE SYSTEM	A	0	31.4	31.4	0	0	0	0
ORGANIZATION AND BASE									
69	TACTICAL C-E EQUIPMENT	A	146.7	127.4	127.4	147.7	0	147.7	0
70	COMBAT SURVIVOR EVASION LOCATER	A	13.9	7.1	7.1	27.2	0	27.2	0
71	RADIO EQUIPMENT	A	12.1	9.4	9.4	7.7	0	7.7	0
72	TV EQUIPMENT (AFRTV)	A	4.9	5.8	5.8	2.7	0	2.7	0
73	CCTV/AUDIOVISUAL EQUIPMENT	A	3.1	3.2	3.2	8.4	0	8.4	0

PAGE F-22

UNCLASSIFIED

UNCLASSIFIED

DEPARTMENT OF THE AIR FORCE
FY 2007 PROCUREMENT PROGRAM

EXHIBIT P-1

DATE: FEB 2006

APPROPRIATION: 3080F OTHER PROCUREMENT, AIR FORCE

LINE NO	ITEM NOMENCLATURE	IDENT CODE	MILLIONS OF DOLLARS				U
			FY 2005 QUANTITY	FY 2005 COST	FY 2006 QUANTITY	FY 2006 COST	
74	BASE COMM INFRASTRUCTURE	A	110.2	203.0		135.2	U
75	ITEMS LESS THAN \$2,000,000	A	52.4	3.6		3.8	U
MODIFICATIONS							
76	COMM ELECT WDS	A	24.8	24.4		28.3	U
TOTAL ELECTRONICS AND TELECOMMUNICATIONS EQUIP			1,608.1	1,641.6		1,748.6	
BUDGET ACTIVITY 04: OTHER BASE MAINTENANCE AND SUPPORT EQUIP							
TEST EQUIPMENT							
77	BASE/ALC CALIBRATION PACKAGE	A	15.2				U
78	PRIMARY STANDARDS LABORATORY PACKA	A	1.1				U
79	ITEMS LESS THAN \$2M	A	7.6				U
PERSONAL SAFETY AND RESCUE EQUIP							
80	NIGHT VISION GOGGLES	A	20.9	11.8		19.3	U
81	ITEMS LESS THAN \$2M (SAFETY)	A	23.3	2.1			U
DEPOT PLANT + MATERIALS HANDLING EQ							
82	MECHANIZED MATERIAL HANDLING EQUIP	A	22.0	17.4		14.6	U
83	ITEMS LESS THAN \$2M (DEPOT)	A	8.0				U
ELECTRICAL EQUIPMENT							
84	FLOODLIGHTS SET TYPE NF2D	A	5.6				U
85	ITEMS LESS THAN \$2M (ELECTICAL)	A	13.0				U
BASE SUPPORT EQUIPMENT							
86	BASE PROCURED EQUIPMENT	A	14.0	49.5		11.4	U
87	MEDICAL/DENTAL EQUIPMENT	A	15.1	15.5		16.4	U
88	AIR BASE OPERABILITY	A	13.2	5.4		5.1	U

PAGE P-23

UNCLASSIFIED

UNCLASSIFIED									
DEPARTMENT OF THE AIR FORCE									
FY 2007 PROCUREMENT PROGRAM									
EXHIBIT P-1									
DATE: FEB 2006									
APPROPRIATION: 3080F OTHER PROCUREMENT, AIR FORCE									
MILLIONS OF DOLLARS									
LINE NO	ITEM NOMENCLATURE	IDENT CODE	FY 2005 QUANTITY	FY 2005 COST	FY 2006 QUANTITY	FY 2006 COST	FY 2007 QUANTITY	FY 2007 COST	\$
89	PHOTOGRAPHIC EQUIPMENT	A	1.4						U
90	PRODUCTIVITY CAPITAL INVESTMENT	A	5.3	5.3	5.3		5.4	5.4	U
91	MOBILITY EQUIPMENT	A	263.0		44.9		26.0	26.0	U
92	AIR CONDITIONS	A	1.5						U
93	ITEMS LESS THAN \$2M (BASE SUPPORT)	A	61.5		41.8		30.9	30.9	U
SPECIAL SUPPORT PROJECTS									
94	PRODUCTION ACTIVITIES	A							
95	TECH SURV COUNTERMEASURES EQMT	A	4.0						U
96	DARP RC135	A	21.1	21.1	21.2		21.2	21.2	U
97	DARP, MRIGS	A	116.0		151.5		195.7	195.7	U
98	SELECTED ACTIVITIES	A							
99	SPECIAL UPDATE PROGRAM	A	223.9		267.2		467.6	467.6	U
100	DEFENSE SPACE RECONNAISSANCE PROG.	A	14.2		14.4		15.2	15.2	U
101	FIRST DESTINATION TRANSPORTATION	A	5.7						U
TOTAL OTHER BASE MAINTENANCE AND SUPPORT EQUIP			14,416.7		12,229.9		13,482.6		
BUDGET ACTIVITY 05: SPARES AND REPAIR PARTS									
SPARES AND REPAIR PARTS									
102	SPARES AND REPAIR PARTS	A	44.8		29.9		28.6		U
103	SPARES AND REPAIR PARTS	A	.3						U
TOTAL SPARES AND REPAIR PARTS			45.1		29.9		28.6		
TOTAL OTHER PROCUREMENT, AIR FORCE			16,493.1		14,026.2		15,408.1		

UNCLASSIFIED				
DEFENSE-WIDE				
FY 2007 PROCUREMENT PROGRAM				
SUMMARY				
(\$ IN MILLIONS)				
APPROPRIATION				
PROCUREMENT, DEFENSE-WIDE	FY 2005	FY 2006	FY 2007	
NATIONAL GUARD & RESERVE EQUIPMENT	3,565.7	2,739.7	2,861.5	
DEFENSE PRODUCTION ACT PURCHASES	349.9	1,194.0		
CHEM AGENTS & MUNITIONS DESTRUCTION	42.6	57.5	18.5	
			1,277.3	
TOTAL DEFENSE-WIDE	3,958.1	3,991.1	4,157.2	

FEB 2006

UNCLASSIFIED			
DEFENSE-WIDE			
FY 2007 PROCUREMENT PROGRAM			
SUMMARY			
(\$ IN MILLIONS)			
	FY 2005	FY 2006	FY 2007
ORGANIZATION: PROCUREMENT, DEFENSE-WIDE			
OFFICE OF SECRETARY OF DEFENSE, OSD	122.2	108.6	84.9
NATIONAL SECURITY AGENCY, NSA			
WASHINGTON HEADQUARTERS SERVICE, WHS	46.3	26.0	23.6
DEFENSE INFORMATION SYSTEMS AGENCY, DISA	180.6	198.8	181.6
DEFENSE INTELLIGENCE AGENCY, DIA			
DEFENSE LOGISTICS AGENCY, DLA	7.8	8.2	8.7
DEFENSE CONTRACT AUDIT AGENCY, DCAA	1.4	1.5	1.5
THE JOINT STAFF, TJS	50.5	41.9	43.0
DOD HUMAN RESOURCES ACTIVITY, DHRA	6.7	7.4	7.9
NATIONAL GEOSPATIAL INTELLIGENCE AGENCY, NSA			
DEFENSE THREAT REDUCTION AGENCY, DTRA	23.3	16.3	15.9
DEFENSE SECURITY COOPERATION AGENCY, DSCA		.8	.5
AMERICAN FORCES INFORMATION SERVICES, AFIS	6.8	6.4	5.6
DEPARTMENT OF DEFENSE DEFENDENT EDUCATION, DODEA	.8	1.5	1.5
DEFENSE CONTRACT MANAGEMENT AGENCY, DCMA	17.4	11.9	3.3
DEFENSE TECHNOLOGY SECURITY ADMINISTRATION, DTSA	.6	.4	.4
DEFENSE BUSINESS TRANSFORMATION AGENCY, BTA			16.3
SPECIAL OPERATIONS COMMAND, SOCOM	1,746.9	1,303.5	1,543.8
CHEMICAL AND BIOLOGICAL DEFENSE PROGRAM, CBDP	707.4	655.0	506.4
TOTAL	3,565.7	2,739.7	2,861.5

FEB 2006

UNCLASSIFIED			
DEFENSE-WIDE			
FY 2007 PROCUREMENT PROGRAM			
SUMMARY			
(\$ IN MILLIONS)			
FEB 2006			
APPROPRIATION: PROCUREMENT, DEFENSE-WIDE			
ACTIVITY	FY 2005	FY 2006	FY 2007
01. MAJOR EQUIPMENT	1,111.4	781.2	811.2
02. SPECIAL OPERATIONS COMMAND	1,746.9	1,303.5	1,543.8
03. CHEMICAL/BIOLOGICAL DEFENSE	707.4	655.0	506.4
TOTAL PROCUREMENT, DEFENSE-WIDE	3,565.7	2,739.7	2,861.5

UNCLASSIFIED									
DEFENSE-WIDE									
FY 2007 PROCUREMENT PROGRAM									
EXHIBIT P-1									
DATE: FEB 2006									
APPROPRIATION: 0300D PROCUREMENT, DEFENSE-WIDE									
MILLIONS OF DOLLARS									
LINE NO	ITEM NOMENCLATURE	IDENT CODE	FY 2005 QUANTITY	FY 2005 COST	FY 2006 QUANTITY	FY 2006 COST	FY 2007 QUANTITY	FY 2007 COST	\$
BUDGET ACTIVITY 01: MAJOR EQUIPMENT									
MAJOR EQUIPMENT, OSD									
1	MAJOR EQUIPMENT, OSD	A		122.2		108.6		84.9	U
MAJOR EQUIPMENT, NSA									
2	CONSOLIDATED CRYPTOLOGIC PROGRAM	A							
3	INFORMATION SYSTEMS SECURITY PROGRAM (ISSP)			7.0		7.7		12.1	U
4	DEFENSE AIRBORNE RECONNAISSANCE PROGRAM								
5	COUNTERDRUG INTELLIGENCE			4.1					U
MAJOR EQUIPMENT, WES									
6	WES MOTOR VEHICLES	A	1	*			1	.2	U
7	MAJOR EQUIPMENT, WES			46.2		26.0		23.5	U
MAJOR EQUIPMENT, DISA									
8	INTERDICTION SUPPORT			5.5					U
9	INFORMATION SYSTEMS SECURITY	A		49.6		26.7		18.7	U
10	DEFENSE MESSAGE SYSTEM	A		4.7		8.8		6.2	U
11	GLOBAL COMMAND AND CONTROL SYSTEM	A		7.4		5.4		5.6	U
12	GLOBAL COMBAT SUPPORT SYSTEM	A		2.4		2.7		2.7	U
13	TELEPORT PROGRAM	A		46.3		97.0		50.3	U
14	GLOBAL INFORMATION GRID	A		10.3					U
15	ITEMS LESS THAN \$5 MILLION	A		54.5		33.0		41.4	U
16	NET CENTRIC ENTERPRISE SERVICES (NCEs)	A						27.0	U
17	DEFENSE INFORMATION SYSTEM NETWORK (DISN)					25.2		29.9	U
18	PUBLIC KEY INFRASTRUCTURE							1.9	U

PAGE D-4

UNCLASSIFIED

UNCLASSIFIED									
DEFENSE-WIDE									
FY 2007 PROCUREMENT PROGRAM									
EXHIBIT P-1									
DATE: FEB 2006									
APPROPRIATION: 03000 PROCUREMENT, DEFENSE-WIDE									
MILLIONS OF DOLLARS									
LINE NO	ITEM NOMENCLATURE	TOBRT CODE	FY 2005 QUANTITY	FY 2005 COST	FY 2006 QUANTITY	FY 2006 COST	FY 2007 QUANTITY	FY 2007 COST	\$
MAJOR EQUIPMENT, DIA									
19	INTELLIGENCE AND COMMUNICATIONS								
20	COMBATANT COMMAND INTELLIGENCE OPERATIONS								
21	INTELLIGENCE SUPPORT TO OSD COUNTER-NARCOTICS			.1					U
22	DEFENSE HUMINT INTELLIGENCE (HUMINT) PROGRAM								
MAJOR EQUIPMENT, DLA									
23	MAJOR EQUIPMENT	A		7.8		8.2		8.7	U
MAJOR EQUIPMENT, DCAA									
24	ITEMS LESS THAN \$5 MILLION	B		1.4		1.5		1.5	U
MAJOR EQUIPMENT, TJS									
25	MAJOR EQUIPMENT, TJS			50.5		41.9		43.0	U
MAJOR EQUIPMENT, DIBA									
26	PERSONNEL ADMINISTRATION			6.7		7.4		7.9	U
NATIONAL GEOSPATIAL INTELLIGENCE AGENCY									
27	MAJOR EQUIPMENT, NSA	A							
DEFENSE THREAT REDUCTION AGENCY									
28	VEHICLES	A		.1		.2		.2	U
29	OTHER MAJOR EQUIPMENT	A		23.2		16.1		15.7	U
DEFENSE SECURITY COOPERATION AGENCY									
30	OTHER MAJOR EQUIPMENT	A				.8		.5	U
MAJOR EQUIPMENT, AFIS									
31	MAJOR EQUIPMENT, AFIS			6.8		6.4		5.6	U

UNCLASSIFIED									
DEFENSE-WIDE									
FY 2007 PROCUREMENT PROGRAM									
EXHIBIT P-1									
DATE: FEB 2006									
APPROPRIATION: 0300D PROCUREMENT, DEFENSE-WIDE									
MILLIONS OF DOLLARS									
LINE NO	ITEM NOMENCLATURE	FY 2005 QUANTITY	FY 2005 COST	FY 2006 QUANTITY	FY 2006 COST	FY 2007 QUANTITY	FY 2007 COST		
	MAJOR EQUIPMENT, DODGE								
32	AUTOMATION/EDUCATIONAL SUPPORT & LOGISTICS	B	.8	1.5	1.5	1.5	U		
	MAJOR EQUIPMENT, DOWA								
33	MAJOR EQUIPMENT	A	17.4	11.9	3.3	U			
	MAJOR EQUIPMENT, DSEA								
34	MAJOR EQUIPMENT	A	.6	.4	.4	U			
	MAJOR EQUIPMENT, WPA								
35	MAJOR EQUIPMENT, BTA								
	TOTAL MAJOR EQUIPMENT		1,111.4	781.2	16.3	U			
	BUDGET ACTIVITY 02: SPECIAL OPERATIONS COMMAND				811.2				
	AVIATION PROGRAMS								
36	ROTARY WING UPGRADES AND SUSTAINMENT	A	205.7	158.8	86.8	U			
37	SOF TRAINING SYSTEMS	A	58.4	13.7	U				
38	MC-130H AIR REFUELING SYSTEM	A	26.7	18.0	1.5	U			
39	MH-47 SERVICE LIFE EXTENSION PROGRAM	A	146.6	98.0	59.8	U			
40	MH-60 SOF MODERNIZATION PROGRAM	A	74.5	29.2	91.9	U			
41	MC-130H, COMBAT TALON II	A	141.8	65.4	158.8	U			
42	CV-22 SOF MOD	A	6	117.7	2	168.8	U		
43	AC-130U GUNSHIP ACQUISITION	A	8.2	63.8	1.1	U			
44	C-130 MODIFICATIONS	A	52.4	49.8	U				
45	AIRCRAFT SUPPORT	A	.4	1.0	1.1	U			
	SHIPBUILDING								
46	ADVANCED SEAL DELIVERY SYSTEM (ASDS)	A	5.2	20.7	12.6	U			

UNCLASSIFIED												
DEFENSE-WIDE												
FY 2007 PROCUREMENT PROGRAM												
EXHIBIT F-1												
DATE: FEB 2006												
APPROPRIATION: 0300D PROCUREMENT, DEFENSE-WIDE												
LINE NO	ITEM DESCRIPTION	IDENT CODE	FY 2005		FY 2006		FY 2007		FY 2008		FY 2009	
			QUANTITY	COST	QUANTITY	COST	QUANTITY	COST	QUANTITY	COST	QUANTITY	COST
47	M88 MOD1 SEAL DELIVERY VEHICLE	A		1.7		2.1		2.5				
AMMUNITION PROGRAMS												
48	SOF ORDNANCE REPLENISHMENT	A		72.0		29.8		43.7				
49	SOF ORDNANCE ACQUISITION	A		65.9		7.6		13.6				
OTHER PROCUREMENT PROGRAMS												
50	COMMUNICATIONS EQUIPMENT AND ELECTRONICS	A		101.5		117.4		70.4				
51	SOF INTELLIGENCE SYSTEMS	A		32.8		33.9		32.7				
52	SMALL ARMS AND WEAPONS	A		142.2		128.4		105.8				
53 CLASSIFIED PROGRAMS												
54	MARITIME EQUIPMENT MODIFICATIONS	A		1.6		2.2		1.8				
55	SPECIAL APPLICATIONS FOR CONTINGENCIES	A		15.1		16.3		9.6				
56	SOF COMBATANT CRAFT SYSTEMS	A		15.8		29.2		20.2				
57	SPARES AND REPAIR PARTS	A		6.7		2.1		5.3				
58 SPECIAL PROGRAM												
59	TACTICAL VEHICLES	A		33.6		4.5		13.2				
60	MISSION TRAINING AND PREPARATIONS SYSTEMS	A						12.8				
61	COMBAT MISSION REQUIREMENTS	A				20.7						
62	MILCON COLLATERAL EQUIPMENT	A						3.1				
63	UNMANNED VEHICLES	A						20.7				
64 CLASSIFIED PROGRAM GDP												
65	SOF MARITIME EQUIPMENT	A		2.7		1.1		2.7				
66	DRUG INTERDICTION	A		3.0								
67	MISCELLANEOUS EQUIPMENT	A		20.8		23.0		13.1				
UNCLASSIFIED												
PAGE D-7												

UNCLASSIFIED												
DEFENSE-WIDE												
FY 2007 PROCUREMENT PROGRAM												
EXHIBIT P-1												
DATE: FEB 2006												
APPROPRIATION: 0300D PROCUREMENT, DEFENSE-WIDE												
LINE NO	ITEM NOMENCLATURE	IDENT CODE	FY 2005		FY 2006		FY 2007		MILLIONS OF DOLLARS			
			QUANTITY	COST	QUANTITY	COST	QUANTITY	COST	QUANTITY	COST	QUANTITY	COST
68	SPECIAL OPS MISSION PLANNING ENVIRONMENT	A		.2								
69	SOF OPERATIONAL ENHANCEMENTS	A		362.9		252.2		434.5				
70	PSYOP EQUIPMENT	A		15.6		36.2		93.9				
	TOTAL SPECIAL OPERATIONS COMMAND			1,746.9		1,303.5		1,543.6				
BUDGET ACTIVITY 03: CHEMICAL/BIOLOGICAL DEFENSE												
CBDP												
71	INSTALLATION FORCE PROTECTION	A		104.5		202.5		86.2				
72	INDIVIDUAL PROTECTION			147.9		95.9		76.7				
73	DECONTAMINATION			15.4		2.9		16.8				
74	JOINT BIOLOGICAL DEFENSE PROGRAM			100.6		61.5		47.1				
75	COLLECTIVE PROTECTION			44.5		31.4		43.5				
76	CONTAMINATION AVOIDANCE			294.6		260.8		236.1				
	TOTAL CHEMICAL/BIOLOGICAL DEFENSE			707.4		655.0		506.4				
	TOTAL PROCUREMENT, DEFENSE-WIDE			3,565.7		2,739.7		2,861.5				

UNCLASSIFIED			
DEFENSE-WIDE			
FY 2007 PROCUREMENT PROGRAM			
SUMMARY			
(\$ IN MILLIONS)			
FEB 2006			
APPROPRIATION: NATIONAL GUARD & RESERVE EQUIPMENT			
ACTIVITY	FY 2005	FY 2006	FY 2007
01. RESERVE EQUIPMENT	159.3	218.4	
02. NATIONAL GUARD EQUIPMENT	190.6	975.6	
TOTAL NATIONAL GUARD & RESERVE EQUIPMENT	349.9	1,194.0	

UNCLASSIFIED

DEFENSE-WIDE
FY 2007 PROCUREMENT PROGRAM

EXHIBIT P-1
DATE: FEB 2006

APPROPRIATION: 0350D NATIONAL GUARD & RESERVE EQUIPMENT

LINE NO	ITEM NOMENCLATURE	IDENT CODE	MILLIONS OF DOLLARS				S E C
			FY 2005 QUANTITY	FY 2005 COST	FY 2006 QUANTITY	FY 2006 COST	
<u>BUDGET ACTIVITY 01: RESERVE EQUIPMENT</u>							
ARMY RESERVE							
1	MISCELLANEOUS EQUIPMENT	A		39.8		129.6	D
NAVY RESERVE							
2	MISCELLANEOUS EQUIPMENT	A		39.8		29.6	D
MARINE CORPS RESERVE							
3	MISCELLANEOUS EQUIPMENT	A		39.8		29.6	D
AIR FORCE RESERVE							
4	MISCELLANEOUS EQUIPMENT	A		39.8		29.6	D
TOTAL RESERVE EQUIPMENT				159.3		218.4	
<u>BUDGET ACTIVITY 02: NATIONAL GUARD EQUIPMENT</u>							
ARMY NATIONAL GUARD							
5	MISCELLANEOUS EQUIPMENT	A		96.1		746.0	D
AIR NATIONAL GUARD							
6	MISCELLANEOUS EQUIPMENT	A		94.6		229.6	D
TOTAL NATIONAL GUARD EQUIPMENT				190.6		975.6	
TOTAL NATIONAL GUARD & RESERVE EQUIPMENT				349.9		1,194.0	

UNCLASSIFIED			
DEFENSE-WIDE			
FY 2007 PROCUREMENT PROGRAM			
GERMANY			
(\$ IN MILLIONS)			
			FEB 2006
APPROPRIATION: DEFENSE PRODUCTION ACT PURCHASES			
<u>ACTIVITY</u>	<u>FY 2005</u>	<u>FY 2006</u>	<u>FY 2007</u>
01. DEFENSE PRODUCTION ACT PURCHASES	42.6	57.5	18.5
TOTAL DEFENSE PRODUCTION ACT PURCHASES	42.6	57.5	18.5

UNCLASSIFIED

DEFENSE-WIDE
FY 2007 PROCUREMENT PROGRAM

EXHIBIT P-1
DATE: FEB 2006

APPROPRIATION: 03600 DEFENSE PRODUCTION ACT PURCHASES

LINE NO	ITEM NOMENCLATURE	IDENT CODE	MILLIONS OF DOLLARS				S
			FY 2005	FY 2006	FY 2007		
			QUANTITY	COST	QUANTITY	COST	
BUDGET ACTIVITY 01: DEFENSE PRODUCTION ACT PURCHASES							
DEFENSE PRODUCTION ACT PURCHASES							
1	DEFENSE PRODUCTION ACT PURCHASES	A		42.6		57.5	18.5 U
TOTAL DEFENSE PRODUCTION ACT PURCHASES				42.6		57.5	18.5
TOTAL DEFENSE PRODUCTION ACT PURCHASES				42.6		57.5	18.5

FEB 2006

APPROPRIATION: CHEM AGENTS & MUNITIONS DESTRUCTION

ACTIVITY

FY 2005FY 2006FY 2007

01. CHEM AGENTS & MUNITIONS DESTRUCT-O&M

1,046.3

02. CHEM AGENTS & MUNITIONS DESTRUCT-RDT&E

231.0

TOTAL CHEM AGENTS & MUNITIONS DESTRUCTION

1,277.3

UNCLASSIFIED

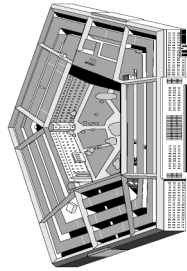
DEFENSE-WIDE
FY 2007 PROCUREMENT PROGRAM

EXHIBIT P-1
DATE: FEB 2006

APPROPRIATION: 0390D CHEM AGENTS & MUNITIONS DESTRUCTION

LINE NO	ITEM NOMENCLATURE	MILLIONS OF DOLLARS						U C	
		FY 2005		FY 2006		FY 2007			
		IDENT CODE	QUANTITY	COST	QUANTITY	COST	QUANTITY	COST	
BUDGET ACTIVITY 01: CHEM AGENTS & MUNITIONS DESTRUCT-O&M									
OPERATION & MAINTENANCE									
1	CHEM DEMILITARIZATION - O&M								
								1,046.3	U
	TOTAL CHEM AGENTS & MUNITIONS DESTRUCT-O&M							1,046.3	
BUDGET ACTIVITY 02: CHEM AGENTS & MUNITIONS DESTRUCT-ROT&E									
ROT&E									
2	CHEM DEMILITARIZATION - ROT&E							231.0	U
	TOTAL CHEM AGENTS & MUNITIONS DESTRUCT-ROT&E							231.0	
	TOTAL CHEM AGENTS & MUNITIONS DESTRUCTION							1,277.3	

RDT&E PROGRAMS (R-1)



UNCLASSIFIED

Preface

The RDT&E Programs (R-1) is derived from and consistent with the Comptroller Information System database.

The R-1 is provided annually to the DoD oversight committees of the Congress coincident with the transmittal of the President's Budget. This document is also provided to Office of Assistance Secretary of Defense (Public Affairs) for use by non-DoD activities, and is available to the public on the Internet at <http://www.dod.mil/comptroller>.

Office of the Under Secretary of Defense (Comptroller)

UNCLASSIFIED

UNCLASSIFIED

TABLE OF CONTENTS

<u>DoD Component Summary</u>	
<u>Army</u>	II & III
Army Summary	A-1
Army R-1 Detail	A-2 through A-11
<u>Navy</u>	
Navy Summary	N-1
Navy R-1 Detail	N-2 through N-13
<u>Air Force</u>	
Air Force Summary	F-1
Air Force R-1 Detail	F-2 through F-14
<u>Defense Agencies</u>	
Defensewide Summary	D-1 & D-2
Defensewide R-1 Detail	D-3 through D-15
Operational Test and Evaluation Summary	D-16
Operational Test and Evaluation R-1 Detail	D-17
Individual Defense Agency R-1 Detail	D-18 through D-46

UNCLASSIFIED				
DEPARTMENT OF DEFENSE				
FY 2007 RDT&E PROGRAM				
SUMMARY				
(\$ IN THOUSANDS)				
APPROPRIATION	FY 2005	FY 2006	FY 2007	FEB 2006
Research, Development, Test & Eval, Army	10,576,058	11,026,047	10,855,559	
Research, Development, Test & Eval, Navy	17,076,795	18,733,747	16,312,223	
Research, Development, Test & Eval, AF	20,477,909	21,671,763	24,396,767	
Research, Development, Test & Eval, DW	20,855,275	19,555,157	20,809,939	
Operational Test & Eval, Defense	310,261	165,521	181,520	
Total Research, Development, Test & Evaluation	69,296,298	71,152,235	73,156,008	

UNCLASSIFIED
DEPARTMENT OF DEFENSE
FY 2007 BUDGET PROGRAM
SUMMARY
(\$ IN THOUSANDS)

FEB 2006

<u>Summary Recap of Budget Activities</u>	<u>FY 2005</u>	<u>FY 2006</u>	<u>FY 2007</u>
Basic Research	1,484,562	1,470,139	1,421,960
Applied Research	4,788,330	5,168,046	4,477,796
Advanced Technology Development	6,768,458	6,603,342	5,183,363
Advanced Component Development & Prototypes	14,571,749	13,912,663	15,386,935
System Development & Demonstration	16,588,151	19,342,560	19,276,772
RDT&E Management Support	4,727,538	4,025,428	3,938,357
Operational Systems Development	20,397,510	20,630,057	23,470,825
Total Research, Development, Test & Evaluation	69,296,298	71,152,235	73,156,008
<u>Summary Recap of FYDP Programs</u>			
Strategic Forces	330,059	379,169	623,298
General Purpose Forces	4,641,121	5,116,242	5,628,344
Intelligence and Communications	13,630,709	13,449,177	15,163,377
Mobility Forces	780,718	842,068	917,294
Research and Development	48,706,609	50,178,204	49,827,799
Central Supply and Maintenance	351,678	359,434	382,919
Training Medical and Other	3,246	21,469	8,693
Administration and Associated Activities	272,815	171,242	162,051
Support of Other Nations	29,684	29,315	46,269
Special Operations Forces	549,659	605,915	395,964
Total Research, Development, Test & Evaluation	69,296,298	71,152,235	73,156,008

UNCLASSIFIED				
DEPARTMENT OF THE ARMY				
FY 2007 RDT&E PROGRAM				
SUMMARY				
(\$ IN THOUSANDS)				
FEB 2006				
<u>Summary Recap of Budget Activities</u>	<u>FY 2005</u>	<u>FY 2006</u>	<u>FY 2007</u>	
Basic Research	392,802	372,251	311,931	
Applied Research	1,137,821	1,250,026	685,245	
Advanced Technology Development	1,479,844	1,388,924	721,661	
Advanced Component Development & Prototypes	871,241	507,353	441,086	
System Development & Demonstration	4,370,672	5,061,368	6,239,030	
RDT&E Management Support	1,196,969	1,138,936	1,163,638	
Operational Systems Development	1,126,709	1,307,189	1,292,968	
Total Research, Development, Test & Eval, Army	10,576,058	11,026,047	10,855,559	
<u>Summary Recap of FYDP Programs</u>				
Strategic Forces	79,279	105,888	264,491	
General Purpose Forces	510,872	542,204	489,421	
Intelligence and Communications	329,273	426,793	378,224	
Research and Development	9,554,709	9,837,633	9,653,629	
Central Supply and Maintenance	101,303	112,768	69,106	
Administration and Associated Activities	*			
Support of Other Nations	587	561	688	
Total Research, Development, Test & Eval, Army	10,576,058	11,026,047	10,855,559	

UNCLASSIFIED

DEPARTMENT OF THE ARMY
FY 2007 ARMED PROGRAM

EXHIBIT R-1
Date: FEB 2006

APPROPRIATION: 2040A Research, Development, Test & Eval, Army

Line No	Program Element Number	Item	Act	FY 2005	FY 2006	FY 2007	C
				Thousands of Dollars			
1	0601101A	In-House Laboratory Independent Research	01	23,065	21,236	19,402	U
2	0601102A	Defense Research Sciences	01	164,449	173,533	137,568	U
3	0601103A	University Research Initiatives	01	82,959	76,984	68,545	U
4	0601104A	University and Industry Research Centers	01	100,021	100,498	86,416	U
5	0601105A	Force Health Protection	01	22,308			U
	Basic Research			392,802	372,251	311,931	
6	0602105A	Materials Technology	02	48,274	35,051	18,822	U
7	0602120A	Sensors and Electronic Survivability	02	56,267	51,327	38,428	U
8	0602122A	TRACTOR HIP	02	6,403	7,693	8,466	U
9	0602211A	Aviation Technology	02	47,536	39,424	32,804	U
10	0602270A	Electronic Warfare Technology	02	19,694	29,305	19,218	U
11	0602303A	Missile Technology	02	79,358	90,712	59,439	U
12	0602307A	Advanced Weapons Technology	02	27,121	36,233	19,430	U
13	0602308A	Advanced Concepts and Simulation	02	22,710	27,416	16,181	U
14	0602401A	Combat Vehicle and Automotive Technology	02	110,057	92,857	59,304	U
15	0602418A	Ballistics Technology	02	55,305	52,010	52,221	U
16	0602422A	Chemical, Smoke and Equipment Defeating Technology	02	9,977	10,567	2,212	U
17	0602423A	Joint Service Small Arms Program	02	11,271	6,607	6,247	U
18	0602424A	Weapons and Munitions Technology	02	103,533	125,267	35,344	U
19	0602705A	Electronics and Electronic Devices	02	101,771	91,925	42,175	U
20	0602709A	Night Vision Technology	02	26,393	31,664	23,907	U

PAGE A-2

UNCLASSIFIED

UNCLASSIFIED

**DEPARTMENT OF THE ARMY
FY 2007 ROT4E PROGRAM**

APPROPRIATION: 2040A Research, Development, Test & Eval, Army

EXHIBIT R-1
Date: FEB 2006

Line No	Program Element Number	Item	Act	FY 2005	FY 2006	FY 2007	U
				Thousands of Dollars			
21	0602712A	Countermine Systems	02	26,267	29,171	22,088	U
22	0602716A	Human Factors Engineering Technology	02	20,746	28,420	18,888	U
23	0602720A	Environmental Quality Technology	02	22,358	17,859	17,923	U
24	0602782A	Command, Control, Communications Technology	02	28,774	49,242	21,193	U
25	0602783A	Computer and Software Technology	02	5,346	4,521	3,844	U
26	0602784A	Military Engineering Technology	02	52,477	50,318	50,098	U
27	0602785A	Manpower/Personnel/Training Technology	02	14,839	14,990	16,200	U
28	0602786A	Warfighter Technology	02	54,385	47,667	25,436	U
29	0602787A	Medical Technology	02	186,959	279,780	75,407	U
Applied Research				1,137,821	1,250,026	685,245	
30	0603001A	Warfighter Advanced Technology	03	78,821	77,434	45,666	U
31	0603002A	Medical Advanced Technology	03	300,328	300,784	50,757	U
32	0603003A	Aviation Advanced Technology	03	92,788	106,577	64,654	U
33	0603004A	Weapons and Munitions Advanced Technology	03	84,538	101,841	74,717	U
34	0603005A	Combat Vehicle and Automotive Advanced Technology	03	284,720	242,013	109,952	U
35	0603006A	Command, Control, Communications Advanced Technology	03	9,540	12,880	10,851	U
36	0603007A	Manpower, Personnel and Training Advanced Technology	03	8,390	10,235	6,794	U
37	0603008A	Electronic Warfare Advanced Technology	03	58,185	60,515	44,022	U
38	0603009A	TRACTOR MIXE	03	7,720	8,652	9,324	U

PAGE A-3

UNCLASSIFIED

UNCLASSIFIED

DEPARTMENT OF THE ARMY
FY 2007 Arms Program

EXHIBIT R-1
Date: FEB 2006

APPROPRIATION: 2040A Research, Development, Test & Eval, Army

Line No	Program Number	Item	Act	Thousands of Dollars		
				FY 2005	FY 2006	FY 2007 C
39	0603015A	Next Generation Training & Simulation Systems	03	26,888	27,327	18,296 U
40	0603020A	TRACTOR ROSE	03	4,527	4,885	5,183 U
41	0603100A	IED Defeat Technology Development	03	30,000	5,500	U
42	0603103A	Explosives Demilitarization Technology	03	18,397	21,041	10,376 U
43	0603105A	Military HIV Research	03	13,545	13,644	7,042 U
44	0603125A	Combating Terrorism, Technology Development	03	30,427	10,159	7,497 U
45	0603238A	Global Surveillance/Air Defense/Space-based Strike Technology Demonstration	03	10,280	11,939	12,995 U
46	0603270A	Electronic Warfare Technology	03	36,347	22,280	18,612 U
47	0603313A	Missile and Rocket Advanced Technology	03	136,319	114,018	42,127 U
48	0603322A	TRACTOR CAGE	03	12,770	15,186	19,192 U
49	0603606A	Landmine Warfare and Barrier Advanced Technology	03	37,246	30,092	25,554 U
50	0603607A	Joint Service Small Arms Program	03	5,732	7,474	7,202 U
51	0603710A	Night Vision Advanced Technology	03	102,002	101,690	44,307 U
52	0603728A	Environmental Quality Technology Demonstrations	03	16,919	15,777	14,089 U
53	0603734A	Military Engineering Advanced Technology	03	21,716	21,390	7,848 U
54	0603772A	Advanced Tactical Computer Science and Sensor Technology	03	51,699	44,391	64,604 U
Advanced Technology Development				1,479,844	1,388,924	721,661
55	0603024A	Unique Item Identification (UID)	04		1,479	1,520 U

UNCLASSIFIED									
DEPARTMENT OF THE ARMY									
FY 2007 BODAS PROGRAM									
APPROPRIATION: 2040A Research, Development, Test & Eval, Army									
Line No	Program Element Number	Item	Act	Thousands of Dollars			B	C	E
				FY 2005	FY 2006	FY 2007			
56	0603005A	Army Missile Defense Systems Integration(Non Space)	04	109,799	81,494	11,233	U		
57	0603008A	Army Missile Defense Systems Integration (Space)	04	31,776	48,186	11,771	U		
58	060327A	Air and Missile Defense Systems Engineering	04	109,170	100,190	143,417	U		
59	0603619A	Landmine Warfare and Barrier - Adv Dev	04	11,141		8,439	U		
60	0603627A	Smoke, Obscurant and Target Defeating Sys-Adv Dev	04	6,943	5,651	10,714	U		
61	0603639A	Tank and Medium Caliber Ammunition	04	26,764	8,281		U		
62	0603653A	Advanced Tank Armament System (ATAS)	04	49,689	26,332	5,415	U		
63	0603747A	Soldier Support and Survivability	04	19,482	3,344	2,778	U		
64	0603766A	Tactical Electronic Surveillance System - Adv Dev	04	15,211	18,637	20,077	U		
65	0603774A	Night Vision Systems Advanced Development	04	17,044	6,787	5,337	U		
66	0603779A	Environmental Quality Technology	04	43,637	35,255	5,166	U		
67	0603782A	Warfighter Information Network-Tactical	04	94,991	98,057	158,157	U		
68	0603790A	NATO Research and Development	04	4,598	4,832	4,946	U		
69	0603801A	Aviation - Adv Dev	04	22,809	7,146	6,542	U		
70	0603802A	Weapons and Munitions - Adv Dev	04	8,797			U		
71	0603804A	Logistics and Engineer Equipment - Adv Dev	04	9,543	13,184	13,216	U		
72	0603805A	Combat Service Support Control System Evaluation and Analysis	04	6,117	10,507	8,645	U		
73	0603807A	Medical Systems - Adv Dev	04	20,277	23,149	11,973	U		

PAGE A-5

UNCLASSIFIED

UNCLASSIFIED									
DEPARTMENT OF THE ARMY									
FY 2007 ROTIE PROGRAM									
Date: FEB 2006									
APPROPRIATION: 2040A Research, Development, Test & Eval, Army									
Line No	Program Element Number	Item	Act	Thousands of Dollars			E	R	C
				FY 2005	FY 2006	FY 2007			
Advanced Component Development & Prototypes									
74	0603827A	Soldier Systems - Advanced Development	04		12,119	10,605	U		
75	0603850A	Integrated Broadcast Service	04	4,292	2,723	1,135	U		
76	0603856A	SCMP Block II	04	7,863			U		
77	0603869A	Medium Extended Air Defense System (MEADS) Concepts	04	251,298			U		
				871,241	507,353	441,086			
78	0604201A	Aircraft Avionics	05	72,521	13,259	61,946	U		
79	0604220A	Armed, Deployable OH-58D	05	43,315	91,860	132,781	U		
80	0604270A	Electronic Warfare Development	05	18,106	33,397	41,655	U		
81	0604280A	Joint Tactical Radio	05	151,274	139,546	832,259	U		
82	0604321A	All Source Analysis System	05	6,586	9,042	7,074	U		
83	0604328A	TRACTOR CAGE	05	13,571	15,869	16,057	U		
84	0604329A	Common Missile	05	112,376	25,630		U		
85	0604601A	Infantry Support Weapons	05	33,697	53,257	31,748	U		
86	0604604A	Medium Tactical Vehicles	05	12,540	18,518	1,925	U		
87	0604609A	Smoke, Obscurant and Target Defeating Sys-SDD	05	3,637		5,297	U		
88	0604611A	JAVELIN	05	904			U		
89	0604622A	Family of Heavy Tactical Vehicles	05	13,938	20,913	3,960	U		
90	0604632A	Air Traffic Control	05	2,011	4,444	4,527	U		
91	0604642A	Light Tactical Wheeled Vehicles	05	9,581	7,393		U		
92	0604645A	Armored Systems Modernization (ASM)-SDD	05	2,098,130	2,745,716	3,310,477	U		
93	0604646A	Non-Line of Sight Launch System	05	119,767	231,209	322,880	U		
94	0604647A	Non-Line of Sight Cannon	05	286,853	146,271	112,237	U		
UNCLASSIFIED									
PAGE A-6									

UNCLASSIFIED

DEPARTMENT OF THE ARMY
FY 2007 NOTES PROGRAMEXHIBIT R-1
Date: FEB 2006

APPROPRIATION: 2040A Research, Development, Test & Eval, Army

Line No	Program Element Number	Item	Act	FY 2005	FY 2006	FY 2007	C
				Thousands of Dollars			
95	0604710A	Night Vision Systems - SDD	05	34,107	28,980	38,821	U
96	0604713A	Combat Feeding, Clothing, and Equipment	05	107,912	3,334	3,017	U
97	0604715A	Non-System Training Devices - SDD	05	42,784	60,219	121,553	U
98	0604716A	Terrain Information - SDD	05	3,140			U
99	0604726A	Integrated Meteorological Support System	05	2,442			U
100	0604741A	Air Defense Command, Control and Intelligence - SDD	05	72,052	41,512	21,757	U
101	0604742A	Constructive Simulation Systems Development	05	41,052	39,993	40,006	U
102	0604766A	Automatic Test Equipment Development	05	9,074	2,221	8,136	U
103	0604768A	Distributive Interactive Simulations (DIS) - SDD	05	26,323	29,628	19,596	U
104	0604766A	Tactical Surveillance Systems - SDD	05	21,496			U
105	0604768A	Army Tactical Missile System (ATACMS)	05	1,748			U
106	0604778A	Positioning Systems Development (SPACE)	05	1,961			U
107	0604780A	Combined Arms Tactical Trainer (CATT) Core	05	16,304	43,344	39,901	U
108	0604783A	Joint Network Management System	05	10,244	5,019	5,187	U
109	0604801A	Aviation - SDD	05	3,236	1,380		U
110	0604802A	Weapons and Munitions - SDD	05	150,030	104,029	130,581	U
111	0604804A	Logistics and Engineer Equipment - SDD	05	86,918	14,150	40,301	U
112	0604805A	Command, Control, Communications Systems - SDD	05	217,666	316,947	10,783	U

PAGE A-7

UNCLASSIFIED

UNCLASSIFIED

DEPARTMENT OF THE ARMY
FY 2007 Action PROGRAM

EXHIBIT R-1

Date: FEB 2006

APPROPRIATION: 2040A Research, Development, Test & Eval, Army

Line No	Program Element Number	Item	Act	Thousands of Dollars		
				FY 2005	FY 2006	FY 2007 C
113	0604807A	Medical Materiel/Medical	05	19,315	16,487	14,509 U
		Biological Defense Equipment - SDD				
114	0604808A	Landmine Warfare/Barrier - SDD	05	57,090	74,482	118,078 U
115	0604814A	Artillery Munitions	05	137,391	114,709	102,554 U
116	0604817A	Combat Identification	05	12,068	5,395	39 U
117	0604818A	Amy Tactical Command & Control Hardware & Software	05	64,585	66,026	69,172 U
118	0604819A	LOSAT	05	17,403		U
119	0604820A	Radar Development	05	5,848	5,008	2,527 U
120	0604822A	General Fund Enterprise Business System (GFEBIS)	05	58,007	70,105	61,194 U
121	0604823A	Firefinder	05	10,332	45,405	70,151 U
122	0604827A	Soldier Systems - Warrior Dem/Vol	05		58,473	27,498 U
123	0604854A	Artillery Systems	05	12,016	5,397	1,650 U
124	0604865A	Patriot PAC-3 Theater Missile Defense Acquisition	05	60,408		U
125	0604869A	Patriot/MEADS Combined Aggregate Program (CAP)	05		284,695	329,583 U
126	0604870A	Nuclear Arms Control Monitoring Sensor Network	05			7,428 U
127	0605013A	Information Technology Development	05	68,893	66,106	70,185 U
		System Development & Demonstration		4,370,672	5,061,368	6,239,030
128	0604256A	Threat Simulator Development	06	32,292	28,878	21,180 U
129	0604258A	Target Systems Development	06	14,882	11,784	10,928 U
130	0604759A	Major T&E Investment	06	65,999	66,030	64,953 U
131	0605103A	Rand Arroyo Center	06	21,846	23,460	20,171 U
132	0605301A	Amy Kwajalein Atoll	06	139,339	153,317	178,891 U

PAGE A-8

UNCLASSIFIED

UNCLASSIFIED

DEPARTMENT OF THE ARMY
FY 2007 Korea Program

APPROPRIATION: 2040A Research, Development, Test & Eval, Army

EXHIBIT R-1
Date: FEB 2006

Line No	Program Element Number	Item	Act	Thousands of Dollars			B N
				FY 2005	FY 2006	FY 2007 C	
133	0605326A	Concepts Experimentation Program	06	20,866	38,496	21,626	U
134	0605502A	Small Business Innovative Research	06	261,896			U
135	0605601A	Army Test Ranges and Facilities	06	188,226	364,007	389,840	U
136	0605602A	Army Technical Test Instrumentation and Targets	06	71,804	68,299	74,066	U
137	0605604A	Survivability/Lethality Analysis	06	44,104	41,703	40,780	U
138	0605605A	DD High Energy Laser Test Facility	06	17,300	19,505	16,622	U
139	0605606A	Aircraft Certification	06	2,920	2,709	4,580	U
140	0605702A	Metesological Support to ROT&E Activities	06	9,440	8,703	8,571	U
141	0605706A	Matel Systems Analysis	06	15,908	15,296	16,526	U
142	0605709A	Exploitation of Foreign Items	06	4,670	4,643	4,993	U
143	0605712A	Support of Operational Testing	06	70,181	75,891	80,057	U
144	0605716A	Army Evaluation Center	06	56,837	56,388	60,129	U
145	0605718A	Simulation & Modeling for Acq, Rqts, & Tng (SMART)	06	1,853	5,360	5,441	U
146	0605737A	Defense Foreign Language Training Research	06	4,800			U
147	0605801A	Programwide Activities	06	59,484	53,496	72,214	U
148	0605803A	Technical Information Activities	06	37,525	46,760	34,834	U
149	0605805A	Munitions Standardization, Effectiveness and Safety	06	38,042	37,530	18,726	U
150	0605857A	Environmental Quality Technology Mgmt Support	06	4,334	3,957	4,418	U
151	0605898A	Management HQ - R&D	06	12,386	12,724	14,092	U

PAGE A-9

UNCLASSIFIED

UNCLASSIFIED									
DEPARTMENT OF THE ARMY									
FY 2007 Active Program									
APPROPRIATION: 2040A Research, Development, Test & Eval, Army									
Line No	Program Number	Item	Act	Thousands of Dollars			S		
				FY 2005	FY 2006		FY 2007	C	
170	0301359A	Special Army Program	07						
171	0301555A	Classified Programs	07						
172	0301566A	Special Program	07						
173	0303028A	Security and Intelligence Activities	07	14,391	11,130		3,170	U	
174	0303140A	Information Systems Security Program	07	28,531	26,323		23,828	U	
175	0303141A	Global Combat Support System	07	90,310	68,264		55,272	U	
176	0303142A	SATCOM Ground Environment (SPACE)	07	51,759	57,822		41,336	U	
177	0303150A	WMECS/Global Command and Control System	07	18,394	13,452		12,200	U	
178	0303158A	Joint Command and Control Program (JC2)	07		1,672		4,057	U	
179	0305204A	Tactical Unmanned Aerial Vehicles	07	53,900	147,040		114,087	U	
180	0305206A	Airborne Reconnaissance Systems	07	8,108	5,321		12	U	
181	0305208A	Distributed Common Ground/Surface Systems	07	54,013	91,859		120,562	U	
182	0702239A	Avionics Component Improvement Program	07	954	980		1,031	U	
183	0708045A	End Item Industrial Preparedness Activities	07	100,349	111,788		68,075	U	
184	1001018A	NATO Joint STARS	07	587	561		688	U	
Operational Systems Development				1,126,709	1,307,189		1,292,968		
Total Research, Development, Test & Eval, Army				10,576,058	11,026,047		10,855,559		

EXHIBIT R-1
Date: FEB 2006

UNCLASSIFIED
DEPARTMENT OF THE NAVY
FY 2007 RDT&E PROGRAM
SUMMARY
(\$ IN THOUSANDS)

FEB 2006

<u>Summary Recap of Budget Activities</u>	<u>FY 2005</u>	<u>FY 2006</u>	<u>FY 2007</u>
Basic Research	478,406	475,085	455,887
Applied Research	802,423	798,892	638,657
Advanced Technology Development	1,008,345	1,022,295	504,634
Advanced Component Development & Prototypes	3,091,286	3,487,525	2,913,305
System Development & Demonstration	7,417,957	8,828,742	7,915,414
RDT&E Management Support	997,632	777,822	764,947
Operational Systems Development	3,280,746	3,343,386	3,713,379
Total Research, Development, Test & Eval, Navy	17,076,795	18,733,747	16,912,223

Summary Recap of FYDP Programs

Strategic Forces	166,602	180,038	206,986
General Purpose Forces	994,640	1,007,842	822,562
Intelligence and Communications	986,798	1,177,171	1,357,053
Research and Development	14,853,720	16,275,400	14,461,037
Central Supply and Maintenance	73,191	75,147	59,383
Training Medical and Other		18,149	5,202
Administration and Associated Activities	1,844		
Total Research, Development, Test & Eval, Navy	17,076,795	18,733,747	16,912,223

UNCLASSIFIED

DEPARTMENT OF THE NAVY
FY 2007 Budget ProgramEXHIBIT R-1
Date: FEB 2006

APPROPRIATION: 1319N Research, Development, Test & Eval, Navy

Line No	Program Element Number	Item	Act	FY 2005	FY 2006	FY 2007 C
1	0601103N	University Research Initiatives	01	88,897	86,670	73,322 U
2	0601152N	In-House Laboratory Independent Research	01	19,280	17,367	15,916 U
3	0601153N	Defense Research Sciences	01	370,229	371,048	366,649 U
		Basic Research		478,406	475,085	455,887
4	0602114N	Power Projection Applied Research	02	153,897	135,454	84,914 U
5	0602123N	Force Protection Applied Research	02	134,211	138,094	123,443 U
6	0602131M	Marine Corps Landing Force Technology	02	33,940	38,016	37,741 U
7	0602233N	Human Systems Technology	02	1,446		U
8	0602234N	Materials, Electronics and Computer Technology	02	3,858	1,500	U
9	0602235N	Common Picture Applied Research	02	100,205	106,391	68,352 U
10	0602236N	Warfighter Sustainment Applied Research	02	118,949	110,056	89,964 U
11	0602271N	RF Systems Applied Research	02	60,316	64,642	42,619 U
12	0602435N	Ocean Warfighting Environment Applied Research	02	69,447	62,470	48,718 U
13	0602651M	Joint Non-Lethal Weapons Applied Research	02	1,880	8,910	6,036 U
14	0602747N	Undersea Warfare Applied Research	02	79,380	84,482	83,435 U
15	0602782N	Mine and Expeditionary Warfare Applied Research	02	44,894	48,877	53,435 U
		Applied Research		802,423	798,892	638,657
16	0603114N	Power Projection Advanced Technology	03	129,578	127,049	76,806 U
17	0603123N	Force Protection Advanced Technology	03	171,710	165,611	61,504 U

PAGE N-2

UNCLASSIFIED

UNCLASSIFIED									
DEPARTMENT OF THE NAVY									
FY 2007 BUREAU PROGRAM									
APPROPRIATION: 1319N Research, Development, Test & Eval, Navy									
Line No	Program Element Number	Item	Act	Thousands of dollars			FY 2007	C	E
				FY 2005	FY 2006	FY 2007			
18	0603235N	Common Picture Advanced Technology	03	83,365	73,056	61,725	U		
19	0603236N	Warfighter Sustainment Advanced Technology	03	90,154	106,927	82,035	U		
20	0603271N	RF Systems Advanced Technology	03	63,204	100,982	45,317	U		
21	0603640M	USMC Advanced Technology Demonstration (ATD)	03	128,818	88,108	59,170	U		
22	0603651M	Joint Non-Lethal Weapons Technology Development	03	5,809	2,358	1,405	U		
23	0603727N	Navy Technical Information Presentation System	03	168,195	180,106		U		
24	0603729N	Warfighter Protection Advanced Technology	03	68,351	59,327	17,982	U		
25	0603747N	Undersea Warfare Advanced Technology	03	36,949	35,110	35,055	U		
26	0603757N	Joint Warfare Experiments	03	1			U		
27	0603758N	Navy Warfighting Experiments and Demonstrations	03	25,847	48,549	41,308	U		
28	0603782N	Mine and Expeditionary Warfare Advanced Technology	03	36,364	35,112	21,326	U		
29	0303158M	Joint Command and Control Program (JC2)	03			1,001	U		
Advanced Technology Development				1,008,345	1,022,295	504,634			
30	0603207N	Air/Ocean Tactical Applications	04	24,561	31,187	31,778	U		
31	0603216N	Aviation Survivability	04	38,312	44,261	6,177	U		
32	0603237N	Deployable Joint Command and Control	04	41,940	40,841	16,383	U		
33	0603254N	ASW Systems Development	04	17,357	18,944	16,782	U		
34	0603261N	Tactical Airborne Reconnaissance	04	6,383	3,879	3,959	U		
35	0603382N	Advanced Combat Systems Technology	04	61,474	33,605	12,398	U		

PAGE N-3

UNCLASSIFIED

UNCLASSIFIED

DEPARTMENT OF THE NAVY
FY 2007 ROTEE PROGRAM

APPROPRIATION: 1319N Research, Development, Test & Eval, Navy

EXHIBIT R-1
Date: FEB 2006

Line NO	Program Element Number	Item	Act	Thousands of Dollars		
				FY 2005	FY 2006	FY 2007 C
36	0603502N	Surface and Shallow Water Mine Countermeasures	04	97,892	118,682	130,265 U
37	0603506N	Surface Ship Torpedo Defense	04	54,624	53,133	40,627 U
38	0603512N	Carrier Systems Development	04	161,539	168,283	153,894 U
39	0603513N	Shipboard System Component Development	04	44,282	50,918	14,135 U
40	0603525N	PILOT FISH	04	85,209	138,834	134,550 U
41	0603527N	RETRACT LANCH	04	89,812	81,475	87,180 U
42	0603536N	RETRACT JUMPER	04	36,337	54,030	38,462 U
43	0603542N	RadioLogical Control	04	935	1,818	1,901 U
44	0603553N	Surface ASW	04	19,552	23,433	38,696 U
45	0603559N	SSBN Conversion	04	19,505	23,660	25,953 U
46	0603561N	Advanced Submarine System Development	04	89,790	159,531	140,432 U
47	0603562N	Submarine Tactical Warfare Systems	04	5,891	7,017	10,357 U
48	0603563N	Ship Concept Advanced Design	04	16,077	21,221	21,549 U
49	0603564N	Ship Preliminary Design & Feasibility Studies	04		26,615	21,314 U
50	0603570N	Advanced Nuclear Power Systems	04	167,951	165,845	174,648 U
51	0603573N	Advanced Surface Machinery Systems	04	3,306	5,100	U
52	0603576N	CHALK ENGINE	04	46,426	114,328	139,017 U
53	0603581N	Littoral Combat Ship (LCS)	04	450,783	573,957	319,671 U
54	0603582N	Combat System Integration	04	100,974	92,310	62,095 U
55	0603609N	Conventional Munitions	04	32,258	36,385	22,385 U
56	0603611M	Marine Corps Assault Vehicles	04	239,152	249,727	188,306 U

PAGE N-4

UNCLASSIFIED

UNCLASSIFIED									
DEPARTMENT OF THE NAVY									
FY 2007 BUDGET PROGRAM									
APPROPRIATION: 1319N Research, Development, Test & Eval, Navy									
Line No	Program Element Number	Item	Act	Thousands of dollars			B Y	C	Date: FEB 2006
				FY 2005	FY 2006	FY 2007			
57	0603612M	USMC Mine Countermeasures Systems - Adv Dev	04	5,827	3,216	3,777	U		
58	0603635M	Marine Corps Ground Combat/Support System	04	28,624	13,293	503	U		
59	0603654N	Joint Service Explosive Ordnance Development	04	25,511	33,898	24,467	U		
60	0603658N	Cooperative Engagement	04	99,618	99,557	53,406	U		
61	0603713N	Ocean Engineering Technology Development	04	25,442	24,462	16,324	U		
62	0603721N	Environmental Protection	04	27,847	27,547	20,271	U		
63	0603724N	Navy Energy Program	04	7,510	8,521	1,600	U		
64	0603725N	Facilities Improvement	04	1,955	6,396	4,194	U		
65	0603744N	CHALK CORAL	04	57,504	51,977	28,578	U		
66	0603759N	Navy Logistic Productivity	04	19,727	20,575	6,306	U		
67	0603746N	RETRACT MAPLE	04	265,507	303,982	344,912	U		
68	0603748N	LINK PLUMERIA	04	112,694	80,497	80,662	U		
69	0603751N	RETRACT ELM	04	47,020	56,180	64,133	U		
70	0603755N	Ship Self Defense	04	13,240	9,447	8,897	U		
71	0603764N	LINK EVERGREEN	04	42,725	57,070	55,051	U		
72	0603787N	Special Processes	04	41,810	47,125	47,180	U		
73	0603790N	NATO Research and Development	04	10,017	10,174	9,784	U		
74	0603795N	Land Attack Technology	04	98,435	73,983	18,571	U		
75	0603851M	Nonlethal Weapons	04	42,536	46,902	44,815	U		
76	0603857N	All Service Combat Identification Evaluation Team (ASCIEU)	04	13,289	13,451		U		
77	0603860N	Joint Precision Approach and Landing Systems	04	32,652	38,670	41,242	U		

UNCLASSIFIED

DEPARTMENT OF THE NAVY
FY 2007 NDIA PROGRAM

EXHIBIT R-1
Date: FEB 2006

APPROPRIATION: 1315N Research, Development, Test & Eval, Navy

Line No	Program Element Number	Item	Act	Thousands of Dollars			8 9
				FY 2005	FY 2006	FY 2007 C	
78	0603879N	Single Integrated Air Picture (SIAP) System Engineer (SE)	04	19,617	36,170	50,282	U
79	0603889N	Countering RDT&E Projects	04	21,950	8,150		U
80	0604272N	Tactical Air Directional Infrared Countersmeasures (TADIRCM)	04	21,341	9,807	20,527	U
81	0604327N	Hard and Deeply Buried Target Defeat System (HDBTDS) Program	04	9,645	7,200	77,000	U
82	0604707N	Space and Electronic Warfare (SEW) Architecture/Engineering Support	04	25,204	35,224	43,909	U
83	0604787N	Joint Warfare Transformation Programs	04	21,717	23,032		U
Advanced Component Development & Prototypes				3,091,286	3,487,525	2,919,305	
84	0604212N	Other Helo Development	05	182,840	79,894	86,197	U
85	0604214N	AV-8B Aircraft - Eng Dev	05	19,335	15,322	13,878	U
86	0604215N	Standards Development	05	61,313	84,225	112,257	U
87	0604216N	Multi-Mission Helicopter Upgrade Development	05	80,105	49,122	19,259	U
88	0604218N	Air/Ocean Equipment Engineering	05	4,325	4,491	5,578	U
89	0604221N	P-3 Modernization Program	05	11,838	10,637	16,139	U
90	0604230N	Warfare Support System	05	5,092	2,241	2,203	U
91	0604231N	Tactical Command System	05	63,916	64,003	74,225	U
92	0604234N	Advanced Hawkeye	05	542,447	614,231	497,842	U
93	0604245N	H-1 Upgrades	05	168,171	41,382	7,844	U
94	0604261N	Acoustic Search Sensors	05	14,418	33,569	36,764	U
95	0604262N	V-22A	05	248,163	203,278	268,461	U
96	0604264N	Air Crew Systems Development	05	20,093	13,488	12,434	U

PAGE N-6

UNCLASSIFIED

UNCLASSIFIED
DEPARTMENT OF THE NAVY
FY 2007 Budget Program
APPROPRIATION: 1319N Research, Development, Test & Eval, Navy

EXHIBIT R-1
Date: FEB 2006

Line No	Program Element Number	Item	Act	Thousands of Dollars			U
				FY 2005	FY 2006	FY 2007 C	
97	0604269N	EA-18	05	346,526	393,860	372,363	U
98	0604270N	Electronic Warfare Development	05	48,517	43,276	39,842	U
99	0604273N	VHXX Executive Helo Development	05	535,694	921,840	682,597	U
100	0604280N	Joint Tactical Radio System - Navy (JTRS-Navy)	05	78,036	168,498	1,153	U
101	0604300N	SC-21 Total Ship System Engineering	05	1,130,307	1,139,993	817,528	U
102	0604307N	Surface Combatant Combat System Engineering	05	148,939	228,932	190,059	U
103	0604311N	LPD-17 Class Systems Integration	05	8,405	11,271	5,960	U
104	0604312N	Tri-Service Standoff Attack Missile	05	26,497			U
105	0604329N	Small Diameter Bomb (SDB)	05	9,513	9,816	10,021	U
106	0604366N	Standard Missile Improvements	05	110,568	148,532	186,144	U
107	0604373N	Airborne MCM	05	50,600	53,837	56,145	U
108	0604378N	Naval Integrated Fire Control - Counter Air Systems Engineering	05			14,792	U
109	0604503N	SSN-688 and Trident Modernization	05	96,864	106,048	94,839	U
110	0604504N	Air Control	05	14,473	11,499	4,603	U
111	0604507N	Enhanced Modular Signal Processor	05	1,061	1,063		U
112	0604512N	Shipboard Aviation Systems	05	25,512	37,784	33,392	U
113	0604518N	Combat Information Center Conversion	05	10,434	7,805	6,708	U
114	0604558N	New Design SSN	05	156,806	175,567	169,580	U
115	0604561N	SSN-21 Developments	05	2,966	2,878	3,260	U
116	0604562N	Submarine Tactical Warfare System	05	46,389	46,024	51,656	U

PAGE N-7

UNCLASSIFIED

UNCLASSIFIED									
DEPARTMENT OF THE NAVY									
FY 2007 Actual Program									
APPROPRIATION: 1319N Research, Development, Test & Eval, Navy									
Line No	Program Element Number	Item	Act	FY 2005	FY 2006	FY 2007 C	8	9	
				Thousands of Dollars					
117	0604567N	Ship Contract Design/ Live Fire Test	05	118,644	57,424	72,055	U		
118	0604574N	Navy Tactical Computer Resources	05	8,169	6,487		U		
119	0604601N	Mine Development	05	4,851	15,161	5,631	U		
120	0604603N	Unpiloted Conventional Air-Launched Weapons	05	1,450			U		
121	0604610N	Lightweight Torpedo Development	05	15,281	31,348	40,540	U		
122	0604654N	Joint Service Explosive Ordnance Development	05	9,277	8,746	10,026	U		
123	0604703N	Personnel, Training, Simulation, and Human Factors	05	18,361	5,150	8,754	U		
124	0604721N	Battle Group Passive Horizon Extension System	05	29,677	32,779		U		
125	0604727N	Joint Standoff Weapon Systems	05	10,558	13,314	27,524	U		
126	0604755N	Ship Self Defense (Detect & Control)	05	68,193	56,642	10,050	U		
127	0604756N	Ship Self Defense (Engage: Hard Kill)	05	46,807	49,833	46,390	U		
128	0604757N	Ship Self Defense (Engage: Soft Kill/SW)	05	37,599	33,550	11,513	U		
129	0604761N	Intelligence Engineering	05		4,927	4,865	U		
130	0604771N	Medical Development	05	49,769	47,294	7,663	U		
131	0604777N	Navigation/ID System	05	28,410	46,926	47,070	U		
132	0604784N	Distributed Surveillance System	05	17,462	55,842	58,273	U		
133	0604800N	Joint Strike Fighter (JSF)	05	2,083,779	2,269,197	2,030,979	U		
134	0604910N	Smart Card	05	660	705		U		
135	0605013M	Information Technology Development	05	8,558	25,363	13,326	U		
136	0605013N	Information Technology Development	05	119,085	104,731	88,323	U		
UNCLASSIFIED									
									PAGE N-8

UNCLASSIFIED									
DEPARTMENT OF THE NAVY									
FY 2007 BUDGET PROGRAM									
APPROPRIATION: 1319N Research, Development, Test & Eval, Navy									
Line No	Program Element Number	Item	Act	Thousands of dollars			B	C	E
				FY 2005	FY 2006	FY 2007			
137	0605172N	Multinational Information Sharing (MNIS)	05		21,496		20,856	U	
138	0605212N	CH-53X ROTE	05	281	267,860		362,672	U	
139	0605500N	Multi-mission Maritime Aircraft (MMA)	05	470,893	949,561		1,131,655	U	
140	0304785N	Tactical Cryptologic Systems	05				23,526	U	
		System Development & Demonstration		7,417,997	8,828,742		7,915,414		
141	0604256N	Threat Simulator Development	06	23,437	23,560		23,668	U	
142	0604258N	Target Systems Development	06	31,964	40,759		45,666	U	
143	0604759N	Major T&E Investment	06	40,265	40,486		39,750	U	
144	0605152N	Studies and Analysis Support - Navy	06	11,672	8,855		7,093	U	
145	0605154N	Center for Naval Analyses	06	42,336	48,024		48,900	U	
146	0605155N	Fleet Tactical Development	06	2,261	2,233		2,595	U	
147	0605502N	Small Business Innovative Research	06	305,432				U	
148	0605804N	Technical Information Services	06	25,871	28,904		670	U	
149	0605853N	Management, Technical & International Support	06	30,080	42,611		47,213	U	
150	0605856N	Strategic Technical Support	06	3,380	3,400		3,347	U	
151	0605861N	RD&E Science and Technology Management	06	62,513	62,531		67,328	U	
152	0605862N	RD&E Instrumentation Modernization	06	18,433	1,608		1,243	U	
153	0605863N	RD&E Ship and Aircraft Support	06	86,459	75,974		83,140	U	
154	0605864N	Test and Evaluation Support	06	253,260	316,021		328,276	U	
155	0605865N	Operational Test and Evaluation Capability	06	12,904	12,908		11,532	U	

PAGE N-9

UNCLASSIFIED

UNCLASSIFIED									
DEPARTMENT OF THE NAVY									
FY 2007 BUDGET PROGRAM									
APPROPRIATION: 1319N Research, Development, Test & Eval, Navy									
Line No	Program Activity Number	Item	Act	Thousands of dollars			EXHIBIT R-1		
				FY 2005	FY 2006		FY 2007		
156	0605866N	Navy Space and Electronic Warfare (SEW) Support	06	2,321	2,788		2,904	U	
157	0605867N	SEW Surveillance/Reconnaissance Support	06	12,976	12,827		20,073	U	
158	0605873M	Marine Corps Program Wide Support	06	30,224	36,184		25,343	U	
159	0305885N	Tactical Cryptologic Activities	06				1,004	U	
160	0804758N	Service Support to JFCOM, JNTC	06		18,149		5,202	U	
161	0909999N	Financing for Cancelled Account Adjustments	06	1,844				U	
RDSES Management Support				997,632	777,822		764,947		
162	0603660N	Advanced Development Projects	07				36,284	U	
163	0604227N	HARPOON Modifications	07				239,163	U	
164	0604402N	Unmanned Combat Air Vehicle (UCAV) Advanced Component and Prototype Development	07						
165	0101221N	Strategic Sub & Weapons System Support	07	84,478	92,171		124,522	U	
166	0101224N	SSBN Security Technology Program	07	41,846	43,401		42,869	U	
167	0101226N	Submarine Acoustic Warfare Development	07	11,232	9,399		2,131	U	
168	0101402N	Navy Strategic Communications	07	29,046	35,067		37,464	U	
169	0203761N	Rapid Technology Transition (RTT)	07	19,516	25,266		39,285	U	
170	0204136N	F/A-18 Squadrons	07	121,376	86,089		31,098	U	
171	0204152N	E-2 Squadrons	07	18,255	17,022		1,540	U	
172	0204163N	Fleet Telecommunications (Tactical)	07	21,761	32,149		27,189	U	
173	0204229N	Tomahawk and Tomahawk Mission Planning Center (TMPC)	07	31,227	27,029		18,635	U	

UNCLASSIFIED
DEPARTMENT OF THE NAVY
FY 2007 Action Program
APPROPRIATION: 1319N Research, Development, Test & Eval, Navy

EXHIBIT R-1
Date: FEB 2006

Line No	Program Element Number	Item	Act	Thousands of Dollars		
				FY 2005	FY 2006	FY 2007 C
174	0204311N	Integrated Surveillance System	07	27,023	30,647	30,740 U
175	0204413N	Amphibious Tactical Support Units (Displacement Craft)	07	3,580	4,596	1,812 U
176	0204571N	Consolidated Training Systems Development	07	20,322	43,615	17,857 U
177	0204574N	Cryptologic Direct Support	07	1,414	1,401	1,425 U
178	0204575N	Electronic Warfare (EW) Readiness Support	07	12,204	13,777	20,673 U
179	0205601N	HARM Improvement	07	153,797	84,569	99,208 U
180	0205604N	Tactical Data Links	07	18,380	86,864	41,967 U
181	0205620N	Surface ASW Combat System Integration	07	20,397	12,751	9,417 U
182	0205632N	MX-48 ACCRP	07	21,237	21,724	24,988 U
183	0205633N	Aviation Improvements	07	75,417	94,928	71,612 U
184	0205658N	Navy Science Assistance Program	07	7,060	3,858	3,376 U
185	0205675N	Operational Nuclear Power Systems	07	63,920	63,092	69,350 U
186	0206313M	Marine Corps Communications Systems	07	272,587	256,291	218,460 U
187	0206623M	Marine Corps Ground Combat/Supporting Arms Systems	07	56,786	72,982	47,592 U
188	0206624M	Marine Corps Combat Services Support	07	15,908	16,318	17,524 U
189	0207161N	Tactical AIM Missiles	07	3,927	9,243	7,946 U
190	0207163N	Advanced Medium Range Air-to-Air Missile (AMRAAM)	07	8,546	3,531	6,705 U
191	0208058N	Joint High Speed Vessel (JHSV)	07			14,163 U
192	0301303N	Maritime Intelligence	07			
193	0301323N	Collection Management	07			

PAGE W-11

UNCLASSIFIED

UNCLASSIFIED									
DEPARTMENT OF THE NAVY									
FY 2007 ASES PROGRAM									
APPROPRIATION: 1319N Research, Development, Test & Eval, Navy									
Line	Program Number	Item	Act	Thousands of dollars		EXHIBIT R-1			
No				FY 2005	FY 2006				
194	0301327N	Technical Reconnaissance and Surveillance	07						
195	0303109N	Satellite Communications (SPACE)	07	447,061	539,489			748,662	U
196	0303140N	Information Systems Security Program	07	25,696	21,569			23,037	U
197	0303158N	Joint Command and Control Program (JC2)	07		4,925			5,073	U
198	0305149N	COBRA JUDY	07	92,661	117,749			135,372	U
199	0305160N	Navy Meteorological and Ocean Sensor-Space (METOC)	07	5,958	9,985			7,307	U
200	0305188N	Joint C4ISR Battle Center (JBC)	07	43,064	67,255				U
201	0305192N	Military Intelligence Program (MIP) Activities	07	4,701	4,225			6,793	U
202	0305204N	Tactical Unmanned Aerial Vehicles	07	76,943	115,173			115,950	U
203	0305205N	Endurance Unmanned Aerial Vehicles	07	64,045				26,357	U
204	0305206N	Airborne Reconnaissance Systems	07	13,866	31,399			35,038	U
205	0305207N	Manned Reconnaissance Systems	07	49,732	62,002			22,815	U
206	0305208N	Distributed Common Ground/Surface Systems	07	13,029	12,141			16,587	U
207	0307207N	Aerial Common Sensor (ACS)	07	26,555	34,994			17,182	U
208	0308601N	Modeling and Simulation Support	07	21,966	7,710			7,503	U
209	0702207N	Depot Maintenance (Non-IF)	07	4,200	12,461			2,960	U
210	0702239N	Avionics Component Improvement Program	07					1,375	U
211	0708011N	Industrial Preparedness	07	59,095	59,286			55,048	U

PAGE N-12

UNCLASSIFIED

DEPARTMENT OF THE NAVY
FY 2007 RDT&E PROGRAM

EXHIBIT R-1
Date: FEB 2006

APPROPRIATION: 1319N Research, Development, Test & Eval, Navy

Line No	Program Element Number	Item	Act	FY 2005	FY 2006	FY 2007	8	9
212	0708730N	Maritime Technology (MARITECH)	07	9,896	3,400			
		Operational Systems Development		3,280,746	3,343,386	3,713,379		
		Total Research, Development, Test & Eval, Navy		17,076,795	18,733,747	16,912,223		

UNCLASSIFIED

DEPARTMENT OF THE AIR FORCE
FY 2007 BUDGET PROGRAM

SUMMARY (\$ IN THOUSANDS)				FEB 2006
<u>Summary Recap of Budget Activities</u>				
Basic Research	373,798	FY 2005	FY 2006	FY 2007
Applied Research	923,608		362,607	370,206
Advanced Technology Development	925,181		1,070,572	973,094
Advanced Component Development & Prototypes	1,767,113		1,010,491	804,836
System Development & Demonstration	4,341,382		2,201,113	2,741,701
RDT&E Management Support	1,128,533		4,830,329	4,571,330
Operational Systems Development	11,018,294		968,297	1,042,276
Total Research, Development, Test & Eval, AF	20,477,909		21,671,763	24,396,767
<u>Summary Recap of FYDP Programs</u>				
Strategic Forces	84,178		93,243	151,821
General Purpose Forces	3,090,493		3,490,786	4,222,700
Intelligence and Communications	7,805,406		7,597,391	9,313,073
Mobility Forces	780,718		842,068	917,294
Research and Development	8,454,154		9,465,541	9,497,133
Central Supply and Maintenance	126,641		133,994	232,770
Training Medical and Other	3,246		3,320	3,491
Administration and Associated Activities	129,276		41,734	54,574
Support of Other Nations	3,797		3,686	3,911
Total Research, Development, Test & Eval, AF	20,477,909		21,671,763	24,396,767

PAGE F-1

UNCLASSIFIED

UNCLASSIFIED									
DEPARTMENT OF THE AIR FORCE									
FY 2007 ROMA PROGRAM									
APPROPRIATION: 3600F Research, Development, Test & Eval, AF									
Line No	Program Element Number	Item	Act	Thousands of Dollars					
				FY 2005	FY 2006	FY 2007			
UNCLASSIFIED									
1	0601102F	Defense Research Sciences	01	246,414	241,436	250,232	U		
2	0601103F	University Research Initiatives	01	115,506	108,757	107,571	U		
3	0601108F	High Energy Laser Research Initiatives	01	11,878	12,414	12,403	U		
Basic Research				373,798	362,607	370,206			
4	0602015F	Medical Development	02		18,434		U		
5	0602102F	Materials	02	117,460	121,451	111,073	U		
6	0602201F	Aerospace Vehicle Technologies	02	75,195	104,469	112,751	U		
7	0602202F	Human Effectiveness Applied Research	02	83,867	108,171	92,991	U		
8	0602203F	Aerospace Propulsion	02	129,190	155,673	170,885	U		
9	0602204F	Aerospace Sensors	02	92,597	115,689	117,553	U		
10	0602500F	Multi-disciplinary Space Technology	02	91,773	91,694		U		
11	0602601F	Space Technology	02	102,928	104,392	85,594	U		
12	0602602F	Conventional Munitions	02	50,821	62,061	62,105	U		
13	0602605F	Directed Energy Technology	02	42,754	44,169	48,422	U		
14	0602702F	Command Control and Communications	02	84,201	96,714	119,267	U		
15	0602805F	Dual Use Science and Technology Program	02	3,955	986		U		
16	0602890F	High Energy Laser Research	02	48,867	46,669	50,166	U		
17	0207170F	Joint Helmet Mounted Cueing System (JHMCS)	02			2,287	U		
Applied Research				923,608	1,070,572	973,094			
18	0603112F	Advanced Materials for Weapon Systems	03	61,305	70,100	48,901	U		
19	0603203F	Advanced Aerospace Sensors	03	41,607	39,782	55,150	U		
UNCLASSIFIED									

UNCLASSIFIED									
DEPARTMENT OF THE AIR FORCE									
FY 2007 SOURCE PROGRAM									
APPROPRIATION: 3600F Research, Development, Test & Eval, AF									
Line No	Program Number	Item	Act	Thousands of Dollars			S	R	C
				FY 2005	FY 2006	FY 2007			
20	0603211F	Aerospace Technology Dev/Demo	03	34,717	53,657	27,424	U		
21	0603216F	Aerospace Propulsion and Power Technology	03	76,110	97,163	115,546	U		
22	0603231F	Crew Systems and Personnel Protection Technology	03	29,375	34,968	32,156	U		
23	0603270F	Electronic Combat Technology	03	37,883	33,342	24,436	U		
24	0603311F	Ballistic Missile Technology	03	11,288	11,435		U		
25	0603400F	Joint Unmanned Combat Air Systems (J-UCAS) Advanced Technology Dev and Research	03		76,691		U		
26	0603401F	Advanced Spacecraft Technology	03	80,832	85,564	68,026	U		
27	0603444F	Multi Space Surveillance System (MSSS)	03	56,561	47,166	6,074	U		
28	0603500F	Multi-disciplinary Advanced Development Space Technology	03	47,676	55,732		U		
29	0603601F	Conventional Weapons Technology	03	24,680	30,519	19,658	U		
30	0603605F	Advanced Weapons Technology	03	49,782	49,821	51,336	U		
31	0603723F	Environmental Engineering Technology	03		1,873		U		
32	0603789F	C3I Advanced Development	03	31,595	41,124	35,785	U		
33	0603801F	Special Programs	03	306,646	275,841	316,605	U		
34	0603850F	Integrated Broadcast Service	03	2,235			U		
35	0603924F	High Energy Laser Advanced Technology Program	03	9,490	5,713	3,713	U		
36	0207418F	Tactical Airborne Control Systems	03			26	U		
37	0207423F	Advanced Communications Systems	03	14,767			U		
38	0401840F	AMC Command and Control System	03	5,803			U		

PAGE F-3

UNCLASSIFIED

UNCLASSIFIED									
DEPARTMENT OF THE AIR FORCE									
FY 2007 ARMED PROGRAM									
APPROPRIATION: 3600F Research, Development, Test & Eval, AF									
Line No	Program Element Number	Item	Act	FY 2005	FY 2006	Thousands of dollars			
39	080475F	Joint National Training Center	03	2,829					
				925,181	1,010,491				
		Advanced Technology Development							
40	0603260F	Intelligence Advanced Development	04	4,567	4,761				
41	0603287F	Physical Security Equipment	04	25,915	25,563				
42	0603421F	NAVSTAR Global Positioning System III	04	33,773	85,172				
43	0603430F	Advanced EHF MILSATCOM (SPACE)	04	607,254	655,779				
44	0603432F	Polar MILSATCOM (SPACE)	04	894	2,154				
45	0603438F	Space Control Technology	04	14,493	15,606				
46	0603742F	Combat Identification Technology	04	23,634	51,146				
47	0603790F	NATO Research and Development	04	3,819	3,516				
48	0603781F	International Space Cooperative Rad	04	532	566				
49	0603845F	Transformational SATCOM (TSAT)	04	443,960	429,244				
50	0603850F	Integrated Broadcast Service	04	23,309	15,063				
51	0603851F	Intercontinental Ballistic Missile	04	56,908	57,087				
52	0603854F	Wideband Gapfiller System RDT&E (Space)	04	54,413	92,287				
53	0603858F	Space Radar	04	67,820	98,253				
54	0603859F	Pollution Prevention	04	4,768	10,483				
55	0603860F	Joint Precision Approach and Landing Systems	04	12,623	10,951				
56	0604015F	Next Generation Bomber	04	28,877	24,777				
57	0604327F	Hard and Deeply Buried Target Defeat System (HDBTDS) Program	04	5,239	3,943				

EXHIBIT R-1
Date: FEB 2006

UNCLASSIFIED									
DEPARTMENT OF THE AIR FORCE									
FY 2007 SOURCE PROGRAM									
APPROPRIATION: 3600F Research, Development, Test & Eval, AF									
Line No	Program Element Number	Item	Act	Thousands of Dollars			S	C	Date: FEB 2006
				FY 2005	FY 2006	FY 2007			
58	0604400F	Joint Unmanned Combat Air Systems (J-UCAS) Advanced Component and Prototype Deve	04		227,857		U		
59	0604855F	Operationally Responsive Launch	04	32,142	38,519		U		
60	0604856F	Common Aero Vehicle (CAV)	04	16,053	26,993	33,386	U		
61	0604857F	Operationally Responsive Space	04			35,625	U		
62	0207423F	Advanced Communications Systems	04		1,940		U		
63	0305178F	National Polar-Orbiting Operational Environmental Satellite System (NPOESS)	04	306,120	319,053	349,311	U		
Advanced Component Development & Prototypes				1,767,113	2,201,113	2,741,701			
64	0603840F	Global Broadcast Service (GBS)	05	21,797	19,383	23,599	U		
65	0604012F	Joint Helmet Mounted Cueing System (JHMCS)	05	2,245	2,870	2,792	U		
66	0604222F	Nuclear Weapons Support	05	13,344	13,951	14,895	U		
67	0604226F	B-1B	05	79,201	95,910	130,546	U		
68	0604233F	Specialized Undergraduate Flight Training	05	2,785	8,472	3,703	U		
69	0604239F	F-22	05	211,815	75,117		U		
70	0604240F	B-2 Advanced Technology Bomber	05	263,550	294,898	224,177	U		
71	0604261F	Personnel Recovery Systems	05			254,310	U		
72	0604270F	Electronic Warfare Development	05	100,865	91,169	87,784	U		
73	0604280F	Joint Tactical Radio	05	36,109	81,036		U		
74	0604287F	Physical Security Equipment	05	9,381	10,994	93	U		
75	0604329F	Small Diameter Bomb (SDB)	05	73,573	63,521	104,080	U		
76	0604421F	Counterspace Systems	05	25,351	29,074	47,292	U		
77	0604425F	Space Situation Awareness Systems	05		121,157		U		
UNCLASSIFIED									
PAGE F-5									

UNCLASSIFIED									
DEPARTMENT OF THE AIR FORCE									
FY 2007 ARMED PROGRAM									
APPROPRIATION: 3600F Research, Development, Test & Eval, AF									
Line No	Program Element Number	Item	Act	Thousands of dollars			E	C	S
				FY 2005	FY 2006	FY 2007			
78	0604429F	Airborne Electronic Attack	05		119,262	12,421	U		
79	0604441F	Space Based Infrared System (SBIRS) High EMD	05	587,121	696,562	668,902	U		
80	0604443F	Alternative Infrared Space System (AIRSS)	05			102,962	U		
81	0604479F	Missile LIR/MOR Satellite Communications (SPACE) (H)	05	1,056			U		
82	0604600F	Munitions Dispenser Development	05	25,870	5,952		U		
83	0604602F	Armament/Ordnance Development	05	8,015	7,675	5,039	U		
84	0604604F	Submunitions	05	5,682	5,397	5,759	U		
85	0604617F	Agile Combat Support	05	16,989	11,211	10,095	U		
86	0604618F	Joint Direct Attack Munition	05			15,450	U		
87	0604706F	Life Support Systems	05	8,333	13,373	12,370	U		
88	0604735F	Combat Training Ranges	05	15,712	8,794	14,363	U		
89	0604740F	Integrated Command & Control Applications (ICCA)	05	21,279	18,872	167	U		
90	0604750F	Intelligence Equipment	05	2,426	2,730	1,426	U		
91	0604762F	Common Low Observables Verification System (CLOVES)	05	8,940	8,568		U		
92	0604800F	Joint Strike Fighter (JSF)	05	2,080,058	2,333,009	1,999,068	U		
93	0604851F	Intercontinental Ballistic Missile	05	94,684	31,948		U		
94	0604853F	Evolved Expendable Launch Vehicle Program (EELV)	05	20,991	25,721	18,513	U		
95	0605011F	RF&E for Aging Aircraft	05	25,249	41,090	25,490	U		
96	0605807F	Test and Evaluation Support	05		49,288	2,388	U		
97	0207434F	Link-16 Support and Sustainment	05	120,633	161,345	172,625	U		

EXHIBIT R-1
Date: FEB 2006

PAGE F-6

UNCLASSIFIED

UNCLASSIFIED									
DEPARTMENT OF THE AIR FORCE									
FY 2007 BRSR PROGRAM									
EXHIBIT R-1									
UNCLASSIFIED									
APPROPRIATION: 3600F Research, Development, Test & Eval, AF									
Line No	Program Element Number	Item	Act	FY 2005	FY 2006	Thousands of Dollars	FY 2007	C	8
98	020743F	Family of Interoperable Operational Pictures (FIOP)	05	43,440	28,880				U
99	0207450F	E-10 Squadrons	05	390,957	391,006				U
100	0207451F	Single Integrated Air Picture (SIAP)	05						U
101	0207701F	Full Combat Mission Training	05	9,756	26,046				U
102	0305176F	Combat Survivor Evader Locator	05		17,250				U
103	0401318F	CV-22	05	14,175	39,955				U
		System Development & Demonstration		4,341,382	4,830,329				
104	0604256F	Threat Simulator Development	06	32,975	32,083				U
105	0604759F	Major T&E Investment	06	58,628	64,014				U
106	0605101F	RAND Project Air Force	06	30,609	27,139				U
107	0605306F	Ranch Hand II Epidemiology Study	06	4,663	4,128				U
108	0605502F	Small Business Innovation Research	06	349,650					U
109	0605712F	Initial Operational Test & Evaluation	06	27,392	34,122				U
110	0605807F	Test and Evaluation Support	06	358,584	636,369				U
111	0605860F	Rocket Systems Launch Program (SPACE)	06	21,975	26,391				U
112	0605864F	Space Test Program (STP)	06	44,705	47,308				U
113	0605976F	Facilities Restoration and Modernization - Test and Evaluation Support	06	73,015	61,080				U
114	0605978F	Facilities Sustainment - Test and Evaluation Support	06	22,011	31,650				U
115	0804731F	General Skill Training	06	311	327				U
116	0909900F	Financing for Expired Account Adjustments	06	218					U
UNCLASSIFIED									
PAGE F-7									

UNCLASSIFIED

DEPARTMENT OF THE AIR FORCE
FY 2007 ROTAS PROGRAM

APPROPRIATION: 3600F Research, Development, Test & Eval, AF

EXHIBIT R-1
Date: FEB 2006

Line No	Program Element Number	Item	Act	FY 2005	FY 2006	Thousands of Dollars
117	090980F	Judgment Fund Reimbursement	06	100,000		U
118	1001004F	International Activities	06	3,797	3,686	3,911 U
		ROTAS Management Support		1,128,533	568,297	1,042,276
119	0605024F	Anti-Tamper Technology Executive Agency	07	7,345	7,715	8,014 U
120	0605798F	Analysis Support Group	07			
121	010113F	B-52 Squadrons	07	29,782	26,748	71,379 U
122	010120F	Advanced Cruise Missile	07	6,609	1,960	6,983 U
123	010122F	Air-Launched Cruise Missile (ALCM)	07	6,495	2,218	3,736 U
124	010133F	Strat War Planning System - USSTRATCOM	07	13,472	29,705	27,285 U
125	010134F	Night First - USSTRATCOM	07	4,786	4,941	5,162 U
126	010185F	Advanced Strategic Programs	07	8,313	9,734	22,423 U
127	0102326F	Region/Sector Operation Control Center Modernization Program	07	14,721	17,937	14,853 U
128	0203761F	Warfighter Rapid Acquisition Process (WRAP) Rapid Transition Fund	07	34,697	22,764	30,584 U
129	0207131F	A-10 Squadrons	07	29,878	56,025	80,771 U
130	0207133F	F-16 Squadrons	07	95,664	154,533	148,373 U
131	0207134F	F-15E Squadrons	07	127,112	143,572	125,062 U
132	0207136F	Manned Destructive Suppression	07	16,143	9,260	515 U
133	0207138F	F/A-22 Squadrons	07	318,369	373,124	584,290 U
134	0207141F	F-117A Squadrons	07	17,385	13,406	14,093 U
135	0207161F	Tactical AIM Missiles	07	5,346	15,416	8,850 U
136	0207163F	Advanced Medium Range Air-to-Air Missile (AMRAAM)	07	31,871	32,788	43,417 U

PAGE F-8

UNCLASSIFIED

UNCLASSIFIED									
DEPARTMENT OF THE AIR FORCE									
FY 2007 ARMED PROGRAM									
APPROPRIATION: 3600F Research, Development, Test & Eval, AF									
Line	Program	Item	Act	Thousands of dollars					
No	Number			FY 2005	FY 2006	FY 2007	C		
137	0207224F	Combat Rescue and Recovery	07	6,460	70,801		U		
138	0207247F	AF TENCAP	07	17,010	11,661	11,202	U		
139	0207248F	Special Evaluation Program	07	195,663	273,167	530,038	U		
140	0207253F	Compass Call	07	3,952	9,907	4,469	U		
141	0207268F	Aircraft Engine Component Improvement Program	07	141,803	151,082	154,319	U		
142	0207277F	CSAF Innovation Program	07	1,780	1,695	1,612	U		
143	0207325F	Joint Air-to-Surface Standoff Missile (JASSM)	07	43,298	66,042	40,881	U		
144	0207410F	Air & Space Operations Center (AOC)	07	22,301	67,029	87,483	U		
145	0207412F	Control and Reporting Center (CRC)	07	9,660	18,692	8,798	U		
146	0207417F	Airborne Warning and Control System (AWACS)	07	273,971	119,746	165,820	U		
147	0207418F	Tactical Airborne Control Systems	07			2,286	U		
148	0207423F	Advanced Communications Systems	07	17,940	30,968	53,093	U		
149	0207424F	Evaluation and Analysis Program	07	2,501	6,013		U		
150	0207433F	Advanced Program Technology	07	243,801	296,063	313,251	U		
151	0207438F	Theater Battle Management (TBM) C4I	07	34,948	39,787	31,835	U		
152	0207445F	Fighter Tactical Data Link	07	35,668	119,965	113,388	U		
153	0207446F	Bomber Tactical Data Link	07	76,568	142,800	168,168	U		
154	0207448F	C2ISR Tactical Data Link	07	24,420	14,627	4,338	U		
155	0207449F	Command and Control (C2) Constellation	07	38,288	40,334	44,027	U		
156	0207581F	Joint Surveillance/Target Attack Radar System (JSIRAS)	07	98,394	104,321	152,696	U		

UNCLASSIFIED									
DEPARTMENT OF THE AIR FORCE									
FY 2007 BUREAU PROGRAM									
APPROPRIATION: 3600F Research, Development, Test & Eval, AF									
Line No	Program Element Number	Item	Act	Thousands of Dollars			EXHIBIT R-1		
				FY 2005	FY 2006	FY 2007	Date: FEB 2006		
157	0207590F	Seek Eagle	07	22,316	19,232	16,426	U		
158	0207591F	Advanced Program Evaluation	07	408,231	286,131	437,057	U		
159	0207601F	USAF Modeling and Simulation	07	10,784	25,145	23,470	U		
160	0207605F	Wargaming and Simulation Centers	07	6,993	6,278	6,595	U		
161	0207697F	Distributed Training and Exercises	07		4,162	6,138	U		
162	0208006F	Mission Planning Systems	07	87,659	119,860	146,396	U		
163	0208021F	Information Warfare Support	07	10,066	14,973	24,758	U		
164	0301310F	National Air Intelligence Center	07						
165	0301314F	COBRA BALL	07						
166	0301315F	Missile and Space Technical Collection	07						
167	0301324F	FOREST GREEN	07						
168	0301386F	GDIP Collection Management	07	13,801	18,639	283	U		
169	0302015F	E-4B National Airborne Operations Center (NBOC)	07	17,973	48,327	64,109	U		
170	0303131F	Minimum Essential Emergency Communications Network (MEECN)	07	65,702	116,532	183,523	U		
171	0303140F	Information Systems Security Program	07						
172	0303141F	Global Combat Support System	07	20,645	20,262	19,895	U		
173	0303150F	Global Command and Control System	07	5,096	13,306	3,348	U		
174	0303158F	Joint Command and Control Program (JC2)	07		5,125	5,818	U		
175	0303601F	MILSATCOM Terminals	07	245,582	268,218	271,562	U		
176	0304111F	Special Activities	07						
177	0304260F	Airborne SIGINT Enterprise	07		77,798	117,834	U		
UNCLASSIFIED									
PAGE F-10									

UNCLASSIFIED

DEPARTMENT OF THE AIR FORCE
FY 2007 ROTIE PROGRAM

EXHIBIT R-1

Date: FEB 2006

APPROPRIATION: 3600F Research, Development, Test & Eval, AF

Line No	Program Element Number	Item	Act	Thousands of Dollars			S
				FY 2005	FY 2006	FY 2007	
178	0304311F	Selected Activities	07				
179	0304346F	Imagery Derived MASINT	07				
180	0304347F	Overhead Non-Imaging Infrared	07				
181	0305099F	Global Air Traffic Management (GATM)	07	6,727	6,943	6,620	U
182	0305110F	Satellite Control Network (SPACE)	07	19,379	31,170	19,907	U
183	0305111F	Weather Service	07	16,848	28,222	34,899	U
184	0305114F	Air Traffic Control, Approach, and Landing System (ATCAUS)	07	12,512	2,169		U
185	0305116F	Aerial Targets	07	2,909	6,547	5,203	U
186	0305124F	Special Applications Program	07				
187	0305128F	Security and Investigative Activities	07	663	484	509	U
188	0305142F	Applied Technology and Integration	07				
189	0305148F	Measurement and Signature Intelligence (MASINT) Systems/Program	07	13,811			U
190	0305159F	Defense Reconnaissance Support Activities (SPACE)	07				
191	0305160F	Defense Meteorological Satellite Program (SPACE)	07		3,852	969	U
192	0305164F	NAVSTAR Global Positioning System (User Equipment) (SPACE)	07	93,408	123,794	131,083	U
193	0305165F	NAVSTAR Global Positioning System (Space and Control Segments)	07	128,349	184,756	177,792	U
194	0305172F	Combined Advanced Applications	07				
195	0305173F	Space and Missile Test and Evaluation Center	07			4,675	U
196	0305174F	Space Warfare Center	07	397	405	726	U

PAGE F-11

UNCLASSIFIED

UNCLASSIFIED									
DEPARTMENT OF THE AIR FORCE									
FY 2007 ADAMS PROGRAM									
APPROPRIATION: 3600F Research, Development, Test & Eval, AF									
Line No	Program Element Number	Item	Act	Thousands of Dollars				B F	C
				FY 2005	FY 2006	FY 2007	FY 2008		
197	0305182F	Spacecraft Range System (SPACE)	07	46,056	49,081	38,044	U		
198	0305193F	Intelligence Support to Information Operations (IO)	07	1,087	3,566	3,813	U		
199	0305202F	Dragon U-2	07	83,862	10,013		U		
200	0305206F	Airborne Reconnaissance Systems	07	60,633	55,737	52,824	U		
201	0305207F	Manned Reconnaissance Systems	07	23,364	18,074	10,132	U		
202	0305208F	Distributed Common Ground/Surface Systems	07	31,470	34,883	120,777	U		
203	0305219F	Predator UAV (JMP)	07	82,113	64,081	61,466	U		
204	0305220F	Global Hawk UAV	07	382,557	327,697	247,665	U		
205	0305221F	Network-Centric Collaborative Target (ITAA)	07		8,524	8,499	U		
206	0305887F	Intelligence Support to Information Warfare	07	923	961	5,463	U		
207	0305906F	NCMC - TM/AA System	07	61,701	57,329	50,908	U		
208	0305910F	SPACEWATCH (SPACE)	07	129,438	164,190		U		
209	0305913F	NUDET Detection System (SPACE)	07	34,691	32,266	60,281	U		
210	0305917F	Space Architect	07	14,701	12,676		U		
211	0305924F	National Security Space Office	07			13,437	U		
212	0305940F	Space Situation Awareness Operations	07			31,401	U		
213	0307141F	NASS, IO Technology Integration & Tool Dev	07	13,100	14,965	15,449	U		
214	0308699F	Shared Early Warning (SEW)	07	3,183	3,235	2,999	U		
215	0401115F	C-130 Airlift Squadron	07	158,716	232,173	248,283	U		
216	0401119F	C-5 Airlift Squadrons (IF)	07	311,508	223,252	150,209	U		
217	0401130F	C-17 Aircraft (IF)	07	195,042	164,781	173,781	U		
UNCLASSIFIED									
									PAGE F-12

EXHIBIT R-1
Date: FEB 2006

UNCLASSIFIED

DEPARTMENT OF THE AIR FORCE
FY 2007 AEROS PROGRAM

EXHIBIT R-1
Date: FEB 2006

APPROPRIATION: 3600F Research, Development, Test & Eval, AF

Line No	Program Element Number	Item	Act	Thousands of Dollars			B F
				FY 2005	FY 2006	FY 2007 C	
218	0401132F	C-130J Program	07	13,247	6,586	40,542	U
219	0401133F	Aeromedical Evacuation	07		2,047		U
220	0401134F	Large Aircraft IR Countermeasures (LAIRCIM)	07	69,069	58,596	34,516	U
221	0401218F	KC-135s	07	1,931	1,477	1,126	U
222	0401219F	KC-10s	07		13,280	4,781	U
223	0401221F	KC-135 Tanker Replacement	07	10,200	97,797	203,932	U
224	0401839F	Air Mobility Tactical Data Link	07			32,099	U
225	0408011F	Special Tactics / Combat Control	07	1,027	2,124	1,024	U
226	0702207F	Depot Maintenance (Non-IF)	07	1,328	1,388	1,457	U
227	0702239F	Avionics Component Improvement Program	07	976			U
228	0702806F	Acquisition and Management Support	07	5,110	4,735	17,706	U
229	0708011F	Industrial Preparedness	07	62,501	55,137	36,673	U
230	0708012F	Logistics Support Activities	07	962	2,760		U
231	0708610F	Logistics Information Technology (LOGIT)	07	3,000	43,384	166,338	U
232	0708611F	Support Systems Development	07	52,764	26,590	10,596	U
233	0804757F	Joint National Training Center	07		2,883	3,073	U
234	0808716F	Other Personnel Activities	07	106	110	113	U
235	0901202F	Joint Personnel Recovery Agency	07		964	992	U
236	0901218F	Civilian Compensation Program	07	14,608	7,339	7,779	U
237	0901220F	Personnel Administration	07		16,150	18,262	U

UNCLASSIFIED					
DEPARTMENT OF THE AIR FORCE					
FY 2007 AUSE PROGRAM					
AFFICIATION: 3600F Research, Development, Test & Eval, AF					
					Date: FEB 2006
Line No	Program Element Number	Item	Act	FY 2005	FY 2006
				Thousands of Dollars	
238	090138F	Financial Management Information Systems Development	07	14,450	17,281
				11,018,294	11,228,354
					13,893,324
Operational Systems Development					
				20,477,909	21,671,763
Total Research, Development, Test & Eval, AF					24,396,767

UNCLASSIFIED			
DEFENSE-WIDE			
FY 2007 ROTEX PROGRAM			
SUMMARY			
(\$ IN THOUSANDS)			
	FY 2005	FY 2006	FY 2007
Summary Recap of Budget Activities			
Basic Research	239,556	260,196	283,936
Applied Research	1,924,478	2,048,556	2,180,800
Advanced Technology Development	3,340,434	3,181,632	3,152,232
Advanced Component Development & Prototypes	8,842,109	7,716,672	9,284,843
System Development & Demonstration	428,140	622,121	550,998
ROTEX Management Support	1,108,797	974,852	785,976
Operational Systems Development	4,971,761	4,751,128	4,571,154
Total Research, Development, Test & Eval, DW	20,855,275	19,555,157	20,809,939
Summary Recap of FYDP Programs			
General Purpose Forces	45,116	75,410	93,661
Intelligence and Communications	4,509,232	4,247,822	4,115,027
Research and Development	15,533,765	14,433,909	16,034,480
Central Supply and Maintenance	50,543	37,525	21,660
Administration and Associated Activities	141,660	129,508	107,477
Support of Other Nations	25,300	25,068	41,670
Special Operations Forces	549,659	605,915	395,964
Total Research, Development, Test & Eval, DW	20,855,275	19,555,157	20,809,939

FY 2006

UNCLASSIFIED			
DEFENSE-WIDE			
FY 2007 BUDGET PROGRAM			
SUMMARY			
(\$ IN THOUSANDS)			
	FY 2005	FY 2006	FY 2007
Summary Recap of Defensewide			
Washington Headquarters Service	1,578	1,670	1,412
Special Operations Command	573,546	628,792	409,658
Defense Technical Information Center	42,363	49,255	51,929
Defense Contract Management Agency	16,114	24,295	11,005
Chemical and Biological Defense Program	714,713	1,049,354	959,070
National Geospatial Intelligence Agency			
Defense Threat Reduction Agency	455,066	422,178	427,755
Defense Business Transformation Agency			140,245
Counter Intelligence Field Activity			
Missile Defense Agency	8,826,727	7,681,968	9,310,361
Office of Secretary Of Defense	2,542,878	2,061,817	1,875,993
Defense Adv Research Projects Agcy	2,947,245	2,978,618	3,294,348
National Security Agency			
The Joint Staff	104,241	90,926	68,480
Defense Information Systems Agency	282,895	308,205	344,845
Defense Intelligence Agency			
Defense Logistics Agency	215,031	221,225	65,889
DoD Human Resources Activity	81,465	90,391	24,266
Defense Security Cooperation Agency	6,859	5,580	1,521
Defense Security Service		16,609	35,439
Total Research, Development, Test & Eval, DW	20,855,275	19,555,157	20,809,839

PAGE D-2

UNCLASSIFIED

UNCLASSIFIED									
DEFENSE-WIDE									
FY 2007 ACTION PROGRAM									
EXHIBIT R-1									
Date: FEB 2006									
APPROPRIATION: 04000 Research, Development, Test & Eval, DM									
Line	Program Element	Item	Act	Thousands of Dollars					
No	Number			FY 2005	FY 2006	FY 2007	C	R	
1	0601000R	DTRA University Strategic Partnership Basic Research Program	01			5,000	U		
2	060101E	Defense Research Sciences	01	165,101	133,308	150,690	U		
3	060111D82	Government/Industry Cosponsorship of University Research	01	6,530	10,038		U		
4	060114D82	Defense Experimental Program to Stimulate Competitive Research	01	13,821	12,365	9,532	U		
5	060120D82	National Defense Education Program	01	2,106	10,119	19,532	U		
6	0601384NP	Chemical and Biological Defense Program	01	51,998	94,366	99,182	U		
		Basic Research		239,556	260,196	283,936			
7	060200082	Insensitive Munitions - Exploratory Development	02		6,078	10,447	U		
8	060227D82	Medical Free Electron Laser	02	17,575	19,725	10,255	U		
9	060228D82	Historically Black Colleges and Universities (HBCU) Science	02	20,145	17,603	14,423	U		
10	060234D82	Lincoln Laboratory Research Program	02	23,445	29,438	28,975	U		
11	060230E	Information & Communications Technology	02	182,815	195,991	242,852	U		
12	0602304E	Cognitive Computing Systems	02	145,833	163,430	220,085	U		
13	060239E	Biological Warfare Defense	02	155,360	148,108	112,242	U		
14	0602384NP	Chemical and Biological Defense Program	02	172,120	246,953	280,422	U		
15	060270E	Tactical Technology	02	316,673	346,076	383,680	U		
16	060271E	Materials and Biological Technology	02	252,168	288,753	297,277	U		
17	0602716NR	WMD Defeat Technology	02	244,729	205,370	213,152	U		
18	0602716E	Electronics Technology	02	254,514	239,959	246,978	U		
		UNCLASSIFIED							
PAGE D-3									

UNCLASSIFIED									
DEFENSE-WIDE									
FY 2007 BUDGET PROGRAM									
APPROPRIATION: 0400D Research, Development, Test & Eval, DW									
Line No	Program Element Number	Item	Act	FY 2005	FY 2006	FY 2007	C	U	
Thousands of dollars									
19	0602717BR	WMD Defense Technologies	02	112,436	108,929	105,021	U		
20	0602767BR	Medical Technology	02	9,427			U		
21	1160401BR	Special Operations Technology Development	02	14,751	29,960	12,698	U		
22	1160407BR	SOF Medical Technology Development	02	2,487	2,183	2,293	U		
Applied Research				1,924,478	2,048,556	2,180,800			
23	0603002BR	Medical Advanced Technology	03	3,477			U		
24	0603121BR	SD/LIC Advanced Development	03	34,921	45,689	30,575	U		
25	0603122BR	Combating Terrorism Technology Support	03	116,717	143,949	65,768	U		
26	0603160BR	Counterproliferation Initiatives - Proliferation Prevention and Defeat	03	89,839	107,879	104,582	U		
27	0603175C	Ballistic Missile Defense Technology	03	224,016	145,305	206,676	U		
28	0603225BR	Joint DoD-DoS Munitions Technology Development	03	22,005	24,702	16,862	U		
29	060326E	Advanced Aerospace Systems	03	66,919	54,594	115,829	U		
30	0603287E	Space Programs and Technology	03	217,004	216,357	254,913	U		
31	0603384BP	Chemical and Biological Defense Program - Advanced Development	03	175,182	234,039	207,114	U		
32	0603400BR	Joint Enhanced Combat Air Systems (J-ECAS) Advanced Technology Dev and Research	03	344,935			U		
33	0603618BR	Joint Electronic Advanced Technology	03			9,400	U		
34	0603648BR	Joint Capability Technology Demonstrations	03		34,443	35,553	U		
35	0603711BR	Joint Robotics Program/Autonomous Systems	03			7,700	U		
UNCLASSIFIED									

PAGE D-4

UNCLASSIFIED									
DEFENSE-WIDE									
FY 2007 ACTION PROGRAM									
APPROPRIATION: 04000 Research, Development, Test & Eval, DW									
Line No	Program Element Number	Item	Act	Thousands of dollars			B		
				FY 2005	FY 2006		FY 2007	C	
36	06037128	Generic Logistics R&D Technology Demonstrations	03	142,449	51,815		23,437	U	
37	06037138	Distribution Process Owner Technology Development and Implementation	03		9,857		15,215	U	
38	0603716082	Strategic Environmental Research Program	03	54,911	75,429		67,149	U	
39	06037208	Microelectronics Technology Development and Support	03		115,037			U	
40	060372182	Joint Warfighting Program	03	10,376	10,043		10,641	U	
41	06037398	Advanced Electronics Technologies	03	216,824	220,877		248,627	U	
42	0603750082	Advanced Concept Technology Demonstrations	03	207,818	170,275		158,334	U	
43	0603755082	High Performance Computing Modernization Program	03	216,598	217,489		175,313	U	
44	06037608	Command, Control and Communications Systems	03	213,971	213,316		232,489	U	
45	06037648	Land Warfare Technology	03	60,897	125,384		48,975	U	
46	06037658	Classified DARPA Programs	03	148,933	160,213		151,598	U	
47	06037668	Network-Centric Warfare Technology	03	118,538	134,944		174,276	U	
48	06037678	Sensor Technology	03	196,594	186,746		205,519	U	
49	06037688	Guidance Technology	03	111,145	101,797		157,367	U	
50	060376988	Distributed Learning Advanced Technology Development	03	15,990	16,574		14,918	U	
51	0603781082	Software Engineering Institute	03	19,982	30,762		26,594	U	
52	06038058	Dual Use Technology	03	12,750				U	
53	0603826082	Quick Reaction Special Projects	03	127,268	108,942		107,782	U	
54	0603828082	Joint Experimentation	03				115,684	U	

UNCLASSIFIED									
DEFENSE-WIDE									
FY 2007 BUDGET PROGRAM									
APPROPRIATION: 0400D Research, Development, Test & Eval, DW									
Line No	Program Element Number	Item	Act	FY 2005	FY 2006	Thousands of Dollars			
55	0603832D8Z	Joint Wargaming Simulation Management Office	03	40,915	34,372	36,179	U		
56	0603941D8Z	Test & Evaluation Science & Technology	03		27,371	39,939	U		
57	0603942D8Z	Technology Link	03	7,749	16,321	6,822	U		
58	0605160D8Z	Counterproliferation Support	03	11,651			U		
59	1160402B8	Special Operations Advanced Technology Development	03	110,060	143,111	80,402	U		
		Advanced Technology Development (ATD)		3,340,434	3,181,632	3,152,232			
60	0603161D8Z	Nuclear and Conventional Physical Security Equipment AD&E AD&F	04			33,890	U		
61	0603228D8Z	Physical Security Equipment	04	26,676		9,851	U		
62	0603527D8Z	RETRACT IARCH	04		6,576	22,383	U		
63	0603709D8Z	Joint Robotics Program	04	20,826	27,264	12,210	U		
64	0603714D8Z	Advanced Sensor Applications Program	04	26,075	24,675	18,820	U		
65	0603851D8Z	Environmental Security Technical Certification Program	04	41,325	36,442	28,841	U		
66	0603879C	Advanced Concepts, Evaluations And Systems	04	166,997			U		
67	0603881C	Ballistic Missile Defense Terminal Defense Segment	04	914,063	1,139,757	1,038,310	U		
68	0603882C	Ballistic Missile Defense Midcourse Defense Segment	04	4,467,693	2,442,172	2,876,972	U		
69	0603883C	Ballistic Missile Defense Boost Defense Segment	04	472,543	471,673	631,616	U		
70	0603884BP	Chemical and Biological Defense Program	04	125,420	122,274	73,111	U		
71	0603884C	Ballistic Missile Defense Sensors	04	567,193	278,168	514,510	U		
UNCLASSIFIED									
PAGE D-6									

EXHIBIT R-1
Date: FEB 2006

UNCLASSIFIED									
DEFENSE-WIDE									
FY 2007 BUDGET PROGRAM									
APPROPRIATION: 0400D Research, Development, Test & Eval, DW									
Line No	Program Element Number	Item	Act	Thousands of Dollars			EXHIBIT R-1		
				FY 2005	FY 2006	FY 2007 C	Date: FEB 2006		
89	0604051D8Z	Defense Acquisition Challenge Program (DNCP)	05	24,727	33,533	29,500	U		
90	0604161D8Z	Nuclear and Conventional Physical Security Equipment RDT&E SDD	05			9,277	U		
91	06043849P	Chemical and Biological Defense Program	05	138,278	260,279	212,072	U		
92	0604618D8Z	MANPADS Defense Program	05	15,280	18,548		U		
93	0604709D8Z	Joint Robotics Program	05	31,549	20,464	6,004	U		
94	0604764K	Advanced IT Services Joint Program Office (AITS-JPO)	05	17,980	9,192	9,392	U		
95	0604771D8Z	Joint Tactical Information Distribution System (JTIDS)	05	17,075	10,899	8,177	U		
96	0605013BL	Information Technology Development	05	10,060	19,221	11,005	U		
97	0605015BL	Information Technology Development-Standard Procurement System (SPS)	05	6,054	5,074		U		
98	0605016D8Z	Financial Management System Improvements	05	41,408	79,697		U		
99	0605018ZE	Defense Integrated Military Human Resources System (DHMRHS)	05	56,933	65,090		U		
100	0605019D8Z	Acquisition Domain	05		3,543		U		
101	06050209TA	Business Transformation Agency R&D Activities	05			140,245	U		
102	0605140D8Z	Trusted Foundry	05	22,355	31,151	42,522	U		
103	0605648D8Z	Defense Acquisition Executive (DAE) Pilot Program	05		985	6,015	U		
104	0303129K	Defense Message System	05	9,179	13,176	11,202	U		
105	0303140K	Information Systems Security Program	05	4,764			U		
106	0303141K	Global Combat Support System	05	16,961	17,695	18,556	U		
UNCLASSIFIED									
				PAGE D-8					

UNCLASSIFIED									
DEFENSE-WIDE									
FY 2007 ADAMS PROGRAM									
APPROPRIATION: 0400D Research, Development, Test & Eval, DW									
Line No	Program Element Number	Item	Act	Thousands of Dollars			EXHIBIT R-1		
				FY 2005	FY 2006		Date: FEB 2006	FY 2007 C	
107	0303158K	Joint Command and Control Program (JC2)	05	2,905	15,358			47,031	U
108	0305840K	Electronic Commerce	05	3,379	6,602				U
109	0305840S	Electronic Commerce	05	2,169					U
110	0901200D8Z	ISWP Domain Management and Systems Integration	05	7,084	11,614				U
System Development and Demonstration (SDD)									
				429,140	622,121			550,998	
111	0603704D8Z	Special Technical Support	06	29,531	20,977				U
112	0603757D8Z	Training Transformation (T2)	06					72,897	U
113	0603858D8Z	Unexploded Ordnance Detection and Clearance	06	4,739					U
114	0604140D8Z	Capital Asset Management System-Military Equipment (CAMS-ME)	06		4,736				U
115	0604774D8Z	Defense Readiness Reporting System (DRRS)	06	18,768	15,229			10,322	U
116	0604875D8Z	Joint Systems Architecture Development	06	4,754	10,780			9,390	U
117	0604940D8Z	Central Test and Evaluation Investment Development (CTEIP)	06		138,918			130,290	U
118	0604943D8Z	Thermal Vicar	06	6,965	7,163			7,492	U
119	0605100D8Z	Joint Mission Environment Test Capability (JMETC)	06					10,600	U
120	0605104D8Z	Technical Studies, Support and Analysis	06	30,470	32,549			30,339	U
121	0605110D8Z	Critical Technology Support	06	1,919					U
122	0605110D8Z	USD(A&T)--Critical Technology Support	06		1,967			2,029	U
123	0605114D8Z	BLACK LIGHT	06	20,417					U

PAGE D-9

UNCLASSIFIED

UNCLASSIFIED									
DEFENSE-WIDE									
FY 2007 BUREAU PROGRAM									
APPROPRIATION: 0400D Research, Development, Test & Eval, DW									
Line No	Program Element Number	Item	Act	Thousands of dollars					
				FY 2005	FY 2006	FY 2007	FY 2007		
124	060517DBZ	Foreign Material Acquisition and Exploitation	06	34,694	55,989	38,253	U		
125	060512DBZ	Interagency Export License Automation	06	5,426			U		
126	060514DBZ	Defense Travel System	06	25,701	20,116		U		
127	0605126J	Joint Theater Air and Missile Defense Organization	06	84,411	76,263	52,486	U		
128	0605128DBZ	Classified Program USD(P)	06	121,330	88,566		U		
129	0605130DBZ	Foreign Comparative Testing	06	36,268	37,260	31,995	U		
130	0605161DBZ	Nuclear Matters-Physical Security	06		12,244	4,285	U		
131	0605170DBZ	Support to Networks and Information Integration	06	36,185	16,539	10,990	U		
132	0605200DBZ	General Support to USD (Intelligence)	06	7,680	14,054	5,637	U		
133	0605384BP	Chemical and Biological Defense Program	06	49,645	81,494	80,134	U		
134	0605502BR	Small Business Innovation Research	06	6,143			U		
135	0605502C	Small Business Innovative Research - MDA	06	138,907			U		
136	0605502DBZ	Small Business Innovative Research	06	58,231			U		
137	0605502E	Small Business Innovative Research	06	75,374			U		
138	0605790DBZ	Small Business Innovation Research/Challenge Administration	06	3,338	6,970	2,073	U		
139	0605798S	Defense Technology Analysis	06	7,120	6,991	5,577	U		
140	0605799DBZ	Force Transformation Directorate	06	37,645	60,448	20,404	U		
141	0605801KA	Defense Technical Information Center (DTIC)	06	42,363	49,255	51,929	U		
142	0605803SE	R&D in Support of DoD Enlistment, Testing and Evaluation	06	8,542	8,727	9,348	U		

PAGE D-10

UNCLASSIFIED

FY 2007 RDT&E PROGRAM
DEFENSE-WIDE
APPROPRIATION: 0400D Research, Development, Test & Eval, DW

Line No	Program Element	Item	Act	Thousands of Dollars		
				FY 2005	FY 2006	FY 2007 U
143	0605804082	Development Test and Evaluation	06	8,615	8,733	9,203 U
144	0605898E	Management HQ - R&D	06	48,582	48,765	50,951 U
145	0301555G	Classified Programs	06			
146	0301556G	Special Program	06			
147	0303169082	Information Technology Rapid Acquisition	06	4,510	5,491	5,090 U
148	0305193082	Intelligence Support to Information Operations (IO)	06	12,561	13,718	14,128 U
149	0305193G	Intelligence Support to Information Operations (IO)	06			
150	0901585C	Pentagon Reservation	06	11,001	14,886	15,586 U
151	0901598C	Management HQ - MDA	06	110,662	99,327	87,389 U
152	090159808M	IT Software Dev Initiatives	06	1,578	1,670	1,412 U
RD&E Management Support				1,108,797	974,852	765,976
153	0604130V	Defense Information System for Security (DISSS)	07		16,609	35,439 U
154	0605127F	Partnership for Peace (PfP) Information Management System	07	6,859	5,580	1,521 U
155	0607384BP	Chemical and Biological Defense (Operational Systems Development)	07	2,070	9,949	7,035 U
156	0607828082	Joint Integration and Interoperability	07			66,906 U
157	0204571U	Joint Staff Analytical Support	07		7,606	7,686 U
158	0208043U	Classified Programs	07	1,440	1,547	1,662 U
159	0208045K	C4I Interoperability	07	40,706	66,257	84,313 U
160	0208052J	Joint Analytical Model Improvement Program	07	2,970		U
161	0301011G	Cryptologic Activities	07			

PAGE D-11

UNCLASSIFIED

UNCLASSIFIED									
DEFENSE-WIDE									
FY 2007 ADAMS PROGRAM									
APPROPRIATION: 0400D Research, Development, Test & Eval, DW									
Line No	Program Element Number	Item	Act	Thousands of Dollars			B	C	E
				FY 2005	FY 2006	FY 2007			
162	0301301L	General Defense Intelligence Program	07						
163	0301318BH	HUMINT (Controlled)	07						
164	0301398L	Management HQ - GDIP	07						
165	0301555BH	Classified Programs	07						
166	0301556BH	Special Program	07						
167	0302016K	National Military Command System-Wide Support	07	1,209	649			721	U
168	0302019K	Defense Info Infrastructure Engineering and Integration	07	3,104	5,388			34,007	U
169	0303126K	Long-Haul Communications - DCS	07	10,158	1,449			1,523	U
170	0303131K	Minimum Essential Emergency Communications Network (MEECN)	07	7,792	7,332			7,691	U
171	0303135G	Public Key Infrastructure (PKI)	07					14,240	U
172	0303136G	Key Management Infrastructure (KMI)	07					38,257	U
173	0303140D8Z	Information Systems Security Program	07	11,716	12,347			14,856	U
174	0303140G	Information Systems Security Program	07	426,814	456,975			404,337	U
175	0303148K	DISA Mission Support Operations	07		9,291			1,224	U
176	0303149J	C4I for the Warrior	07	4,085	3,499			3,556	U
177	0303149K	C4I for the Warrior	07	20,257	6,221			6,351	U
178	0303150K	Global Command and Control System	07	60,979	51,584			59,681	U
179	0303153K	Joint Spectrum Center	07	17,839	13,896			12,448	U
180	0303165K	Defense Collaboration Tool Suite (DCTS)	07	6,554					U

PAGE D-12

UNCLASSIFIED

UNCLASSIFIED									
DEFENSE-WIDE									
FY 2007 ROTAS PROGRAM									
APPROPRIATION: 0400D Research, Development, Test & Eval. DW									
Line No	Program Element Number	Item	Act	Thousands of Dollars			EXHIBIT R-1		
				FY 2005	FY 2006	FY 2007	Date: FEB 2006		
181	0303170K	Net-Centric Enterprise Services (NCES)	07	49,184	77,037	28,630	U		
182	0303610K	Teleport Program	07	9,945	7,078	14,424	U		
183	0304210B8	Special Applications for Contingencies	07	21,526					
184	0304345BQ	National Geospatial-Intelligence Program (NGIP)	07						
185	0305102BQ	Defense Geospatial-Intelligence Program	07						
186	0305125D8Z	Critical Infrastructure Protection (CIP)	07	27,260	12,166	12,422	U		
187	0305127BZ	Foreign Counterintelligence Activities	07						
188	0305146BZ	Defense Joint Counterintelligence Activities	07	47,720	20,115	20,791	U		
189	0305183J	Defense Human Intelligence (DHINT) Activities	07						
190	0305193L	Intelligence Support to Information Operations (IO)	07						
191	0305199D8Z	Net Centricity	07	124,376	8,254	8,746	U		
192	0305202G	Dragon U-2	07						
193	0305206G	Airborne Reconnaissance Systems	07						
194	0305207G	Manned Reconnaissance Systems	07						
195	0305208BQ	Distributed Common Ground/Surface Systems	07						
196	0305208G	Distributed Common Ground/Surface Systems	07						
197	0305208K	Distributed Common Ground/Surface Systems	07			7,451	U		

PAGE D-13

UNCLASSIFIED

UNCLASSIFIED									
DEFENSE-WIDE									
FY 2007 ADRIE PROGRAM									
APPROPRIATION: 0400D Research, Development, Test & Eval, DW									
Line No	Program Element Number	Item	Act	Thousands of Dollars			U	S	C
				FY 2005	FY 2006	FY 2007			
198	0305208L	Distributed Common Ground/Surface Systems	07						
199	0305880L	Combatant Command Intelligence Operations	07						
200	0305883L	Hard and Deeply Buried Target (HDBT) Intel Support	07						
201	0305884L	Intelligence Planning and Review Activities	07						
202	0305885G	Tactical Cryptologic Activities	07						
203	0305889G	Counterdrug Intelligence Support	07	6,774					
204	0305889L	Counterdrug Intelligence Support	07						
205	0307141G	NASS, ID Technology Integration & Tool Dev	07						
206	0307207G	Aerial Common Sensor (ACS)	07						
207	0708011S	Industrial Preparedness	07	39,424	34,667	18,748	U		
208	0708012S	Logistics Support Activities	07	11,119	2,858	2,912	U		
209	0902298J	Management Headquarters (UCS)	07	11,335	2,011	3,090	U		
210	1001018D2	NATO Joint STANS	07	25,300	25,068	41,670	U		
211	11602799B	Small Business Innovative Research/Small Bus Tech Transfer Pilot Prog	07	12,926					
212	1160403B9	Special Operations Aviation Systems Advanced Development	07	86,998	102,840	83,704	U		
213	1160404B9	Special Operations Tactical Systems Development	07	64,635	105,238	45,241	U		
214	1160405B9	Special Operations Intelligence Systems Development	07	50,415	59,751	29,011	U		
215	1160408B9	SOF Operational Enhancements	07	76,317	74,484	99,010	U		

PAGE D-14

UNCLASSIFIED

UNCLASSIFIED									
DEFENSE-WIDE									
FY 2007 BUDGET PROGRAM									
APPROPRIATION: 0400D Research, Development, Test & Eval, DW									
Line No	Program Element Number	Item	Act	FY 2005	FY 2006	Thousands of Dollars			
216	1160421B3	Special Operations CV-22 Development	07	53,059	29,526				
217	1160425B3	Special Operations Aircraft Defensive Systems	07	55,122	26,934			7,850	U
218	1160426B3	Operations Advanced Seal Delivery System (ASDS) Development	07	22,889	31,888			32,452	U
219	1160427B3	Mission Training and Preparation Systems (MTPS)	07					1,782	U
220	1160428B3	Unmanned Vehicles (UV)	07					1,521	U
	Operational Systems Development			4,971,761	4,751,128			4,571,154	
	Total Research, Development, Test & Eval, DW			20,855,275	19,555,157			20,809,939	

EXHIBIT R-1
Date: FEB 2006

UNCLASSIFIED			
DEFENSE-WIDE			
FY 2007 RDT&E PROGRAM			
SUMMARY			
(\$ IN THOUSANDS)			
			FEB 2006
<u>Summary Recap of Budget Activities</u>	<u>FY 2005</u>	<u>FY 2006</u>	<u>FY 2007</u>
Advanced Technology Development	14,654		
RDT&E Management Support	295,607	165,521	181,520
Total Operational Test & Eval, Defense	310,261	165,521	181,520
<u>Summary Recap of FYDP Programs</u>			
Research and Development	310,261	165,521	181,520
Total Operational Test & Eval, Defense	310,261	165,521	181,520

UNCLASSIFIED									
DEFENSE-WIDE									
FY 2007 ROTAS PROGRAM									
APPROPRIATION: 0460D Operational Test & Eval, Defense									
Line No	Program Element Number	Item	Act	FY 2005	FY 2006	Thousands of Dollars			
1	0603941D82	Test & Evaluation Science & Technology	03	14,654					
		Advanced Technology Development		14,654					
2	0604940D82	Central Test and Evaluation Investment Development (CTEIP)	06	133,728					
3	0605118D82	Operational Test and Evaluation	06	43,159	43,162				
4	0605118OTE	Operational Test and Evaluation	06					50,161	U
5	0605131D82	Live Fire Testing	06	11,102	10,160				
6	0605131OTE	Live Fire Test and Evaluation	06					11,245	U
7	0605804D82	Development Test and Evaluation	06	107,618	112,199				
8	0605814OTE	Operational Test Activities and Analyses	06					120,114	U
	ROTAS Management Support			295,607	165,521			181,520	
	Total Operational Test & Eval, Defense			310,261	165,521			181,520	

EXHIBIT R-1
Date: FEB 2006

UNCLASSIFIED									
Washington Headquarters Service									
FY 2007 NDIA PROGRAM									
APPROPRIATION: 0400D Research, Development, Test & Eval, DW									
EXHIBIT R-1									
Date: FEB 2006									
Line No	Program Element Number	Item	Act	Thousands of Dollars		FY 2006	FY 2007	C	U
				FY 2005					
152	090159BDBW	IT Software Dev Initiatives	06	1,578		1,670	1,412		
				1,578		1,670	1,412		
		RD&E Management Support							
				1,578		1,670	1,412		
		Total Washington Headquarters Service							

UNCLASSIFIED									
Special Operations Command									
FY 2007 ROTAS PROGRAM									
APPROPRIATION: 0400D Research, Development, Test & Eval, DW									
Line No	Program Element Number	Item	Act	FY 2005	FY 2006	Thousands of Dollars			
21	1160401BB	Special Operations Technology Development	02	14,751	29,960	12,698	U		
22	1160407BB	SOF Medical Technology Development	02	2,487	2,183	2,283	U		
		Applied Research		17,238	32,143	14,991			
59	1160402BB	Special Operations Advanced Technology Development	03	110,060	143,111	80,402	U		
		Advanced Technology Development (ATD)		110,060	143,111	80,402			
163	030131BB	HUMINT (Controlled)	07						
165	030155BB	Classified Programs	07						
166	030156BB	Special Program	07						
183	0304210BB	Special Applications for Contingencies	07	21,526					
		Operational Systems Development							
211	1160279BB	Small Business Innovative Research/Small Bus Tech Transfer Pilot Prog	07	12,926			U		
212	1160403BB	Special Operations Aviation Systems Advanced Development	07	86,998	102,840	83,704	U		
213	1160404BB	Special Operations Tactical Systems Development	07	64,635	105,238	45,241	U		
214	1160405BB	Special Operations Intelligence Systems Development	07	50,415	59,751	29,011	U		
215	1160408BB	SOF Operational Enhancements	07	76,317	74,484	99,010	U		
216	1160421BB	Special Operations CV-22 Development	07	53,059	29,526		U		
217	1160425BB	Special Operations Aircraft Defensive Systems	07	55,122	26,934	7,850	U		
218	1160426BB	Operations Advanced Seal Delivery System (ASDS) Development	07	22,889	31,888	32,452	U		
UNCLASSIFIED									
PAGE D-19									

UNCLASSIFIED									
Special Operations Command									
FY 2007 ADRA PROGRAM									
APPROPRIATION: 0400D Research, Development, Test & Eval, DW									
EXHIBIT R-1									
Date: FEB 2006									
Thousands of Dollars									
Line	Program	Item	Act	FY 2005	FY 2006	FY 2007			
No	Number					C			
219	116042/BB	Mission Training and Preparation Systems (MRPS)	07			1,782	U		
220	116042/BB	Unmanned Vehicles (UV)	07			1,521	U		
		Operational Systems Development		422,361	430,661	300,571			
		Total Special Operations Command		573,546	628,792	409,658			

UNCLASSIFIED									
Defense Contract Management Agency									
FY 2007 Actual Program									
APPROPRIATION: 04000 Research, Development, Test & Eval, DW									
Line No	Program Number	Item	Act	Thousands of Dollars		EXHIBIT R-1			
				FY 2005	FY 2006	Date: FEB 2006			
						FY 2007	C		
96	0605013BL	Information Technology Development	05	10,060	19,221	11,005	U		
97	0605015BL	Information Technology Development-Standard Procurement System (SPS)	05	6,054	5,074				
		System Development and Demonstration (SDD)		16,114	24,295	11,005			
		Total Defense Contract Management Agency		16,114	24,295	11,005			

UNCLASSIFIED

Chemical and Biological Defense Program
FY 2007 NDAA PROGRAMEXHIBIT R-1
Date: FEB 2006

Line No	Program Element Number	Item	Act	FY 2005	FY 2006	Thousands of Dollars	FY 2007	C
6	060384BP	Chemical and Biological Defense Program	01	51,998	94,366		99,182	U
		Basic Research		51,998	94,366		99,182	
14	0602384BP	Chemical and Biological Defense Program	02	172,120	246,953		280,422	U
		Applied Research		172,120	246,953		280,422	
31	060384BP	Chemical and Biological Defense Program - Advanced Development	03	175,182	234,039		207,114	U
		Advanced Technology Development (ATD)		175,182	234,039		207,114	
70	060384BP	Chemical and Biological Defense Program	04	125,420	122,274		73,111	U
		Advanced Component Development & Prototypes		125,420	122,274		73,111	
91	060384BP	Chemical and Biological Defense Program	05	138,278	260,279		212,072	U
		System Development and Demonstration (SDD)		138,278	260,279		212,072	
133	0605384BP	Chemical and Biological Defense Program	06	49,645	81,494		80,134	U
		RD&E Management Support		49,645	81,494		80,134	
155	0607384BP	Chemical and Biological Defense (Operational Systems Development)	07	2,070	9,949		7,035	U
		Operational Systems Development		2,070	9,949		7,035	
		Total Chemical and Biological Defense Program		714,713	1,049,354		959,070	

UNCLASSIFIED

UNCLASSIFIED									
National Geospatial Intelligence Agency									
FY 2007 Budget Program									
APPROPRIATION: 0400D Research, Development, Test & Eval, DW									
Line	Program	Item	Act	Thousands of Dollars		EXHIBIT R-1			
No	Number			FY 2005	FY 2006	Date: FEB 2006			
						B			
						C			
184	0304345BQ	National Geospatial-Intelligence Program (NGP)	07			FY 2007			
185	0305102BQ	Defense Geospatial-Intelligence Program	07						
195	0305208BQ	Distributed Common Ground/Surface Systems	07						
	Operational Systems Development								
	Total National Geospatial Intelligence Agency								

UNCLASSIFIED					
Defense Threat Reduction Agency					
FY 2007 ROFSE PROGRAM					
APPROPRIATION: 0400D Research, Development, Test & Eval, DW					
ID No	Program Name	Item	Act	FY 2005	FY 2006
No	Number				
1	0601000R	DTRA University Strategic Partnership Basic Research Program	01		
		Basic Research			
17	060216BR	NWD Defeat Technology	02	244,729	205,370
19	060217BR	NWD Defense Technologies	02	112,436	108,929
		Applied Research			
		Counterproliferation Initiatives - Proliferation Prevention and Defeat		357,465	314,299
26	060316OR		03	89,839	107,879
		Advanced Technology Development (ATD)			
121	060510BR	Critical Technology Support	06	89,839	107,879
134	060502BR	Small Business Innovation Research	06	6,143	-
		ROFSE Management Support		8,062	-
		Total Defense Threat Reduction Agency		455,066	427,755

UNCLASSIFIED									
Counter Intelligence Field Activity									
FY 2007 ADRA PROGRAM									
APPROPRIATION: 0400D Research, Development, Test & Eval, DW									
EXHIBIT R-1									
Date: FEB 2006									
Thousands of Dollars									
Line No	Program Element Number	Item	Act	FY 2005	FY 2006	FY 2007	C		
187	0305127B2	Foreign Counterintelligence Activities	07						
188	0305146B2	Defense Joint Counterintelligence Activities	07	47,720	20,115	20,791	U		
		Operational Systems Development							
Total Counter Intelligence Field Activity									

UNCLASSIFIED									
Missile Defense Agency FY 2007 Budget Program									
APPROPRIATION: 0400D Research, Development, Test & Eval, DW									
Line No	Program Number	Item	Act	FY 2005	FY 2006	Thousands of Dollars			
27	0603175C	Ballistic Missile Defense Technology	03	224,016	149,305	206,676	U		
		Advanced Technology Development (ATD)		224,016	149,305	206,676			
66	0603879C	Advanced Concepts, Evaluations And Systems	04	166,997			U		
67	0603881C	Ballistic Missile Defense Terminal Defense Segment	04	914,063	1,139,757	1,038,310	U		
68	0603892C	Ballistic Missile Defense Midcourse Defense Segment	04	4,467,693	2,442,172	2,876,972	U		
69	0603883C	Ballistic Missile Defense Boost Defense Segment	04	472,543	471,673	631,616	U		
71	0603884C	Ballistic Missile Defense Sensors	04	567,193	278,168	514,510	U		
72	0603886C	Ballistic Missile Defense System Interceptor	04	272,064	209,342	405,508	U		
73	0603888C	Ballistic Missile Defense Test & Targets	04	697,801	608,663	591,911	U		
74	0603889C	Ballistic Missile Defense Products	04	384,935	384,830	506,840	U		
75	0603890C	Ballistic Missile Defense Systems Core	04	398,852	407,492	473,077	U		
76	0603891C	Special Programs - MDA	04		274,877	374,532	U		
77	0603892C	AEGIS BMD	04		915,664	1,031,874	U		
78	0603893C	Space Tracking & Surveillance System	04		231,488	390,585	U		
79	0603894C	Multiple Kill Vehicle	04		50,324	164,975	U		
		Advanced Component Development & Prototypes		8,342,141	7,415,450	9,000,710			
135	060502C	Small Business Innovative Research - MDA	06	138,907			U		
		RD&E Management Support		138,907					
150	0901585C	Pentagon Reservation	06	11,001	14,886	15,586	U		
UNCLASSIFIED									
PAGE D-28									

UNCLASSIFIED

Office of Secretary Of Defense
FY 2007 Korea Program

APPROPRIATION: 0400D Research, Development, Test & Eval, DW

EXHIBIT R-1
Date: FEB 2006

Line No	Program Element Number	Item	Act	Thousands of Dollars		B Y
				FY 2005	FY 2006	FY 2007 C
3	060111D82	Government/Industry Cosponsorship of University Research	01	6,530	10,038	U
4	060114D82	Defense Experimental Program to Stimulate Competitive Research	01	13,821	12,365	9,532 U
5	060120D82	National Defense Education Program	01	2,106	10,119	19,532 U
Basic Research				22,457	32,522	29,064
7	060200D82	Insensitive Munitions - Exploratory Development	02		6,078	10,447 U
8	060222D82	Medical Free Electron Laser	02	17,575	19,725	10,255 U
9	060228D82	Historically Black Colleges and Universities (HBCU) Science	02	20,145	17,603	14,423 U
10	060234D82	Lincoln Laboratory Research Program	02	23,445	29,438	28,975 U
20	060278D82	Medical Technology	02	9,427		U
Applied Research				70,592	72,844	64,100
23	060300D82	Medical Advanced Technology	03	3,477		U
24	060312D82	SO/LIC Advanced Development	03	34,921	45,689	30,575 U
25	060312D82	Combating Terrorism Technology Support	03	116,717	143,949	65,768 U
28	060325D82	Joint DoD-DoE Munitions Technology Development	03	22,005	24,702	16,862 U
32	060340D82	Joint Unmanned Combat Air Systems (J-UCAS) Advanced Technology Dev and Research	03	344,935		U
33	060361D82	Joint Electronic Advanced Technology	03			9,400 U
34	060364D82	Joint Capability Technology Demonstrations	03		34,443	35,553 U
35	060371D82	Joint Robotics Program/Autonomous Systems	03			7,700 U

PAGE D-30

UNCLASSIFIED

Office of Secretary Of Defense
FY 2007 RDT&E PROGRAM

EXHIBIT R-1
Date: FEB 2006

APPROPRIATION: 0400D Research, Development, Test & Eval, DW

Line No	Program Element Number	Item	Act	Thousands of Dollars		
				FY 2005	FY 2006	FY 2007
38	0603716082	Strategic Environmental Research Program	03	54,911	75,429	67,149
40	0603727082	Joint Warfighting Program	03	10,376	10,043	10,641
42	0603750082	Advanced Concept Technology Demonstrations	03	207,818	170,275	158,334
43	0603755082	High Performance Computing Modernization Program	03	216,598	211,489	175,313
51	0603781082	Software Engineering Institute	03	19,982	30,762	26,594
53	0603826082	Quick Reaction Special Projects	03	127,268	108,942	107,782
54	0603828082	Joint Experimentation	04			115,684
55	0603832082	Joint Wargaming Simulation Management Office	03	40,915	34,372	36,179
56	0603941082	Test & Evaluation Science & Technology	03		27,371	39,939
57	0603942082	Technology Link	03	7,749	16,321	6,822
58	0605160082	Counterproliferation Support	03	11,651		
		Advanced Technology Development (ATD)		1,219,323	937,787	940,295
60	0603161082	Nuclear and Conventional Physical Security Equipment RUT&P AD&P	04			33,890
61	0603228082	Physical Security Equipment	04	26,676	9,851	
62	0603527082	RETRACT LANCH	04		6,576	22,383
63	0603709082	Joint Robotics Program	04	20,826	27,264	12,210
64	0603714082	Advanced Sensor Applications Program	04	26,075	24,675	18,820
65	0603951082	Environmental Security Technical Certification Program	04	41,325	36,442	28,841
80	0603920082	Humanitarian Demining	04	13,154	14,078	14,489
81	0603923082	Coalition Warfare	04	5,643	5,695	5,878

PAGE D-31

UNCLASSIFIED

UNCLASSIFIED									
Office of Secretary Of Defense									
FY 2007 BODS PROGRAM									
APPROPRIATION: 0400D Research, Development, Test & Eval, DW									
Line No	Program Element Number	Item	Act	Thousands of Dollars			U	EXHIBIT R-1	
				FY 2005	FY 2006	FY 2007		Date: FEB 2006	
82	0604016D82	Department of Defense Corrosion Program	04		7,619	4,966	U		
83	0604400D82	Joint Unmanned Combat Air Systems (J-UCAS) Advanced Component and Prototype Deve	04	210,944			U		
84	0604668D82	Joint Capability Technology Demonstrations	04		6,889		U		
85	0604787D82	Joint Systems Integration Command (JSIC)	04			20,755	U		
86	0604828D82	Joint FRES Integration and Interoperability Team	04			16,782	U		
87	0605017D82	Reduction Of Total Ownership Cost	04		24,429	25,289	U		
88	0303191D82	Advanced Component Development & Prototypes (UCR) Program	04	344,643	163,508	207,350	U		
		Advanced Component Development & Prototypes		29,905	12,440	3,672	U		
89	0604051D82	Defense Acquisition Challenge Program (DACP)	05	24,727	33,533	29,500	U		
90	0604161D82	Nuclear and Conventional Physical Security Equipment RDT&E SDD	05			9,277	U		
92	0604618D82	MANPADS Defense Program	05	15,280	18,548		U		
93	0604709D82	Joint Robotics Program	05	31,549	20,464	6,004	U		
95	0604771D82	Joint Tactical Information Distribution System (JTIDS)	05	17,075	10,899	8,177	U		
98	0605016D82	Financial Management System Improvements	05	41,408	79,697		U		
100	0605019D82	Acquisition Domain	05		3,543		U		
102	0605140D82	Trusted Foundry	05	22,355	31,151	42,522	U		

UNCLASSIFIED

PAGE D-32

UNCLASSIFIED									
Office of Secretary Of Defense									
FY 2007 BODS PROGRAM									
APPROPRIATION: 0400D Research, Development, Test & Eval, DW									
Line No	Program Element Number	Item	Act	FY 2005	FY 2006	Thousands of Dollars	FY 2007	U	EXHIBIT R-1
103	0605648D82	Defense Acquisition Executive (DAE) Pilot Program	05		985		6,015	U	Date: FEB 2006
		System Development and Demonstration (SDD)		152,394	198,820		101,495		
110	0901200D82	BMDP Domain Management and Systems Integration	05	7,084	11,614			U	
		System Development and Demonstration (SDD)		7,084	11,614				
111	0603704D82	Special Technical Support	06	29,531	20,977			U	
112	0603757D82	Training Transformation (T2)	06				72,897	U	
113	0603858D82	Unexploded Ordnance Detection and Clearance	06	4,739				U	
114	0604140D82	Capital Asset Management System-Military Equipment (CAMS-ME)	06		4,736			U	
115	0604774D82	Defense Readiness Reporting System (DRRS)	06	18,768	15,229		10,322	U	
116	0604875D82	Joint Systems Architecture Development	06	4,754	10,780		9,390	U	
117	0604940D82	Central Test and Evaluation Investment Development (CTEIP)	06		138,918		130,290	U	
118	0604943D82	Thermal Vicar	06	6,965	7,163		7,492	U	
119	0605100D82	Joint Mission Environment Test Capability (JMETC)	06				10,600	U	
120	0605104D82	Technical Studies, Support and Analysis	06	30,470	32,549		30,339	U	
122	0605110D82	USD(A&T)--Critical Technology Support	06		1,967		2,029	U	
123	0605114D82	BLACK LIGHT	06	20,417				U	
124	0605117D82	Foreign Material Acquisition and Exploitation	06	34,694	55,989		38,253	U	

PAGE D-33

UNCLASSIFIED

UNCLASSIFIED									
Office of Secretary Of Defense									
FY 2007 ROT&E PROGRAM									
APPROPRIATION: 0400D Research, Development, Test & Eval, DW									
Line No	Program Element Number	Item	Act	FY 2005	Thousands of Dollars	FY 2006	FY 2007	C	EXHIBIT R-1
Date: FEB 2006									
125	040512308Z	Interagency Export License Automation	06	5,426					
126	060512408Z	Defense Travel System	06	25,701	20,116				
128	040512808Z	Classified Program USD (P)	06	121,330	88,566				
129	060513008Z	Foreign Comparative Testing	06	36,268	37,260				
130	060516108Z	Nuclear Matters-Physical Security	06		12,244				
131	060517008Z	Support to Networks and Information Integration	06	36,185	16,539				
132	060520008Z	General Support to USD (Intelligence)	06	7,680	14,054				
136	060550208Z	Small Business Innovative Research	06	58,231					
138	040579008Z	Small Business Innovation Research/Challenge Administration	06	3,338	6,970				
140	060579908Z	Force Transformation Directorate	06	37,645	60,448				
143	040580408Z	Development Test and Evaluation	06	8,615	8,733				
ROT&E Management Support				490,757	553,238				
147	030316908Z	Information Technology Rapid Acquisition	06	4,510	5,491				
148	030519308Z	Intelligence Support to Information Operations (IO)	06	12,561	13,718				
ROT&E Management Support				17,071	19,209				
156	060782808Z	Joint Integration and Interoperability	07						
Operational Systems Development									
173	030314008Z	Information Systems Security Program	07	11,716	12,347				
186	030512508Z	Critical Infrastructure Protection (CIP)	07	27,260	12,166				

UNCLASSIFIED									
Office of Secretary of Defense									
FY 2007 RDT&E PROGRAM									
APPROPRIATION: 0400D Research, Development, Test & Eval, DW									
Thousands of Dollars									
Line No	Program Element Number	Item	Act	FY 2006	FY 2007	C	M	S	
191	0305199082	Net Centrality	07	124,376	8,254		8,746		U
		Operational Systems Development		163,352	32,767		36,024		
210	1001018082	NATO Joint STARS	07	25,300	25,068		41,670		U
		Operational Systems Development		25,300	25,068		41,670		
		Total Office of Secretary of Defense		2,542,878	2,061,817		1,875,993		

PAGE D-35

UNCLASSIFIED

UNCLASSIFIED

Defense Adv Research Projects Agency
FY 2007 BODAS PROGRAM

APPROPRIATION: 0400D Research, Development, Test & Eval, DW

EXHIBIT R-1
Date: FEB 2006

Line No	Program Element Number	Item	Act	FY 2005	FY 2006	FY 2007 C
				Thousands of Dollars		
2	0601101E	Defense Research Sciences	01	165,101	133,308	150,690 U
				165,101	133,308	150,690
11	0602303E	Information & Communications Technology	02	182,815	195,991	242,852 U
12	0602304E	Cognitive Computing Systems	02	145,833	163,430	220,085 U
13	0602383E	Biological Warfare Defense	02	155,360	148,108	112,242 U
15	0602702E	Tactical Technology	02	316,873	346,076	383,680 U
16	0602715E	Materials and Biological Technology	02	252,168	288,753	297,277 U
18	0602716E	Electronics Technology	02	254,514	239,959	246,978 U
				1,307,363	1,382,317	1,503,114
29	060286E	Advanced Aerospace Systems	03	66,919	54,594	115,829 U
30	060287E	Space Programs and Technology	03	217,004	216,357	254,913 U
41	060379E	Advanced Electronics Technologies	03	216,824	220,877	248,627 U
44	0603760E	Command, Control and Communications Systems	03	213,971	213,316	232,489 U
45	0603764E	Land Warfare Technology	03	60,897	125,384	48,975 U
46	0603765E	Classified DARPA Programs	03	148,933	160,213	151,598 U
47	0603766E	Network-Centric Warfare Technology	03	118,538	134,944	174,276 U
48	0603767E	Sensor Technology	03	196,594	186,746	205,519 U
49	0603768E	Guidance Technology	03	111,145	101,797	157,367 U
				1,350,825	1,414,228	1,589,593
137	060502E	Small Business Innovative Research	06	75,374		U

PAGE D-36

UNCLASSIFIED

UNCLASSIFIED									
Defense Adv Research Projects Agcy									
FY 2007 NDJRS PROGRAM									
APPROPRIATION: 0400D Research, Development, Test & Eval, DW									
Line	Program	Item	Act	FY 2005	FY 2006	Thousands of Dollars			
No	Number								
144	0608988	Management HQ - R&D	06	48,582	48,765				
				123,956	48,765				
		RD768 Management Support							
				2,947,245	2,978,618				
		Total Defense Adv Research Projects Agcy							

EXHIBIT R-1
Date: FEB 2006

FY 2007
50,951 U
50,951
3,294,348

UNCLASSIFIED									
National Security Agency FY 2007 Budget Program									
APPROPRIATION: 0400D Research, Development, Test & Eval, DW									
Line No	Program Element Number	Item	Act	FY 2005	FY 2006	Thousands of Dollars			
145	0301555G	Classified Programs	06						
146	0301556G	Special Program	06						
149	0305193G	Intelligence Support to Information Operations (IO)	06						
		RTISE Management Support							
161	0301011G	Cryptologic Activities	07						
171	0303135G	Public Key Infrastructure (PKI)	07					14,240	U
172	0303136G	Key Management Infrastructure (KMI)	07					38,257	U
174	0303140G	Information Systems Security Program	07	426,814	456,975			404,337	U
192	0305202G	Dragon U-2	07						
193	0305206G	Airborne Reconnaissance Systems	07						
194	0305207G	Manned Reconnaissance Systems	07						
196	0305208G	Distributed Common Ground/Surface Systems	07						
202	030885G	Tactical Cryptologic Activities	07						
203	030889G	Counterdrug Intelligence Support	07	6,774					U
205	0307141G	NASS, IO Technology Integration & Tool Dev	07						
206	0307207G	Aerial Common Sensor (ACS)	07						
		Operational Systems Development							
		Total National Security Agency							

EXHIBIT R-1
Date: FEB 2006

UNCLASSIFIED									
The Joint Staff									
FY 2007 Budget Program									
APPROPRIATION: 0400D Research, Development, Test & Eval, DW									
Line No	Program Element Number	Item	Act	FY 2005	FY 2006	Thousands of dollars			
127	0605126J	Joint Theater Air and Missile Defense Organization	06	84,411	76,263				
		RD2AE Management Support		84,411	76,263				
157	0204571J	Joint Staff Analytical Support	07		7,606				
158	0208043J	Classified Programs	07	1,440	1,547				
160	0208052J	Joint Analytical Model Improvement Program	07	2,970					
		Operational Systems Development		4,410	9,153				
176	0303149J	C4I for the Warrior	07	4,085	3,499				
		Operational Systems Development		4,085	3,499				
209	0902298J	Management Headquarters (JCS)	07	11,335	2,011				
		Operational Systems Development		11,335	2,011				
		Total The Joint Staff		104,241	90,926				

EXHIBIT R-1
Date: FEB 2006

UNCLASSIFIED									
Defense Information Systems Agency									
FY 2007 BODAS PROGRAM									
APPROPRIATION: 0400D Research, Development, Test & Eval, DW									
Line No	Program Element Number	Item	Act	FY 2005	FY 2006	FY 2007	C	B	E
Thousands of Dollars									
94	0604764K	Advanced IT Services Joint Program Office (AITS-JPO)	05	17,980	9,192	9,392	U		
104	0303129K	System Development and Demonstration (SDD)		17,980	9,192	9,392			
105	0303140K	Defense Message System	05	9,179	13,176	11,202	U		
106	0303141K	Information Systems Security Program	05	4,764			U		
107	0303158K	Global Combat Support System	05	16,961	17,695	18,556	U		
108	0303159K	Joint Command and Control Program (JC2)	05	2,905	15,358	47,031	U		
109	0303160K	Electronic Commerce	05	3,379	6,602		U		
159	0208045K	System Development and Demonstration (SDD)		37,188	52,831	76,789			
167	0302016K	C4I Interoperability	07	40,706	66,257	84,313	U		
168	0302019K	Operational Systems Development		40,706	66,257	84,313			
169	0303126K	National Military Command System-Wide Support	07	1,209	649	721	U		
170	0303131K	Defense Info Infrastructure Engineering and Integration	07	3,104	5,388	34,007	U		
175	0303148K	Long-Haul Communications - DCS	07	10,158	1,449	1,523	U		
177	0303149K	Minimum Essential Emergency Communications Network (MEECN)	07	7,792	7,332	7,691	U		
178	0303150K	DISA Mission Support Operations	07		9,291	1,224	U		
179	0303153K	C4I for the Warrior	07	20,257	6,221	6,551	U		
180	0303165K	Global Command and Control System	07	60,979	51,584	59,681	U		
181	0303170K	Joint Spectrum Center	07	17,839	13,896	12,448	U		
		Defense Collaboration Tool Suite (DCTS)	07	6,854			U		
		Net-Centric Enterprise Services (NCES)	07	49,184	77,037	28,630	U		

PAGE D-40

UNCLASSIFIED

UNCLASSIFIED									
Defense Information Systems Agency									
FY 2007 Budget Process									
APPROPRIATION: 0400D Research, Development, Test & Eval, DW									
Line No	Program Element Number	Item	Act	Thousands of Dollars		EXHIBIT R-1			
				FY 2005	FY 2006	Date: FEB 2006			
						FY 2007	C		
182	0303610K	Teleport Program	07	9,945	7,078	14,424	U		
197	0305208K	Distributed Common Ground/Surface Systems	07			7,451	U		
Operational Systems Development				187,021	179,925	174,351			
Total Defense Information Systems Agency				282,895	308,205	344,845			

UNCLASSIFIED									
Defense Intelligence Agency									
FY 2007 Actual Program									
EXHIBIT R-1									
Date: FEB 2006									
APPROPRIATION: 0400D Research, Development, Test & Eval, DW									
Line No	Program Number	Item	Act	Thousands of Dollars			B	P	C
				FY 2005	FY 2006				
162	0301301L	General Defense Intelligence Program	07						
164	0301398L	Management HQ - GDIP	07						
189	0305183L	Defense Human Intelligence (DHINT) Activities	07						
190	0305193L	Intelligence Support to Information Operations (IO)	07						
198	0305208L	Distributed Common Ground/Surface Systems	07						
199	0305880L	Combatant Command Intelligence Operations	07						
200	0305883L	Hard and Deeply Buried Target (HDBT) Intel Support	07						
201	0305884L	Intelligence Planning and Review Activities	07						
204	0305889L	Countering Intelligence Support Operational Systems Development	07						
Total Defense Intelligence Agency									

UNCLASSIFIED									
Defense Logistics Agency									
FY 2007 RORIS PROGRAM									
APPROPRIATION: 0400D Research, Development, Test & Eval, DW									
Line No	Program Number	Item	Act	Thousands of Dollars		EXHIBIT R-1			
				FY 2005	FY 2006				
								FY 2007	
36	0603712S	Generic Logistics R&D Technology Demonstrations	03	142,449	51,815			23,437	U
37	0603713S	Distribution Process Owner Technology Development and Implementation	03		9,857			15,215	U
39	0603720S	Microelectronics Technology Development and Support	03		115,037				U
52	0603805S	Dual Use Technology	03	12,750					U
109	0305840S	Electronic Commerce	05	2,169	176,709			38,652	U
		Advanced Technology Development (ATD)		2,169					
		System Development and Demonstration (SDP)							
139	0605798S	Defense Technology Analysis	06	7,120	6,991			5,577	U
		RORIS Management Support		7,120	6,991			5,577	
207	0708011S	Industrial Preparedness	07	39,424	34,667			18,748	U
208	0708012S	Logistics Support Activities	07	11,119	2,858			2,912	U
		Operational Systems Development		50,543	37,525			21,660	
		Total Defense Logistics Agency		215,031	221,225			65,889	

EXHIBIT R-1
Date: FEB 2006

UNCLASSIFIED				DoD Human Resources Activity FY 2007 ROT&F Program		EXHIBIT R-1 Date: FEB 2006	
Line No	Program Activity No	Item	Act	Thousands of Dollars		FY 2007 C	S
				FY 2005	FY 2006		
50	06037698E	Distributed Learning Advanced Technology Development	03	15,990	16,574	14,918	U
Advanced Technology Development (ATV)							
				15,990	16,574	14,918	U
99	06050188E	Defense Integrated Military Human Resources System (DHMR8)	05	56,933	65,090		U
System Development and Demonstration (SDO)							
				56,933	65,090		
142	06058003E	R&D in Support of DoD Enlistment, Testing and Evaluation	06	8,542	8,727	9,348	U
ROT&F Management Support							
				8,542	8,727	9,348	
Total DoD Human Resources Activity				81,465	90,391	24,266	

UNCLASSIFIED

Defense Security Cooperation Agency
FY 2007 BUDGET PROGRAM

EXHIBIT R-1
Date: FEB 2006

APPROPRIATION: 0400D Research, Development, Test & Eval, DW

Line No	Program Element Number	Item	Act	FY 2005	FY 2006	Thousands of Dollars	FY 2007	U
154	0605127T	Partnership for Peace (PrP) Information Management System	07	6,859	5,580	1,521		
		Operational Systems Development		6,859	5,580	1,521		
		Total Defense Security Cooperation Agency		6,859	5,580	1,521		

UNCLASSIFIED									
EXHIBIT R-1									
Defense Security Service									
FY 2007 NDIA PROGRAM									
Date: FEB 2006									
APPROPRIATION: 0400D Research, Development, Test & Eval, DW									
Thousands of Dollars									
Line No	Program Element Number	Item	Act	FY 2005	FY 2006	FY 2007	U		
153	0604130V	Defense Information System for Security (DISS)	07		16,609	35,439			
		Operational Systems Development			16,609	35,439			
		Total Defense Security Service			16,609	35,439			

PROGRAM ACQUISITION COSTS BY WEAPON SYSTEM



*Department of Defense Budget
For Fiscal Year 2007*

February 2006

**This document is prepared for the
convenience and information of the public
and the press. It is based on the best
information available at the time
of publication.**

DEPARTMENT OF DEFENSE
FY 2007 BUDGET
PROGRAM ACQUISITION COSTS
(Dollars in Millions)

Weapon Programs by Service & Name

<u>Army</u>	<u>AIRCRAFT</u>	<u>FY 2005</u>	<u>FY 2006</u>	<u>FY 2007</u>	<u>Page</u> <u>No.</u>
AH-64	Apache	972.0	808.1	918.0	1
CH-47	Chinook	864.4	740.8	633.0	2
UH-60	Blackhawk	613.4	802.8	867.3	3
ARH	Armed Reconnaissance Helicopter	43.3	93.2	274.1	4
LUH	Light Utility Helicopter	2.0	70.6	198.7	5
<u>Navy</u>					
E-2C	Hawkeye	807.4	877.0	702.9	6
EA-6B	Prowler	160.3	154.0	81.8	7
F/A-18E/F	Hornet	3,079.1	3,005.4	2,372.4	8
E/A-18G	Growler	354.7	726.4	1,277.6	9
H-1	USMC H-1 Upgrades	381.3	355.9	454.5	10
MH-60R	Helicopter	439.2	600.1	935.1	11
MH-60S	Helicopter	471.3	660.3	628.9	12
T-45TS	Goshawk	301.0	236.3	376.4	13
<u>Air Force</u>					
B-2	Stealth Bomber	357.5	353.2	415.5	14
C-17	Airlift Aircraft	4,281.7	3,642.1	3,061.4	15
F-15E	Eagle Multi-Mission Fighter	439.4	429.9	218.0	16
F-16	Falcon Multi-Mission Fighter	442.8	568.9	500.5	17
F-22	Raptor	4,624.8	4,215.0	2,781.7	18
<u>DoD Wide/</u>					
<u>Joint</u>					
C-130J	Airlift Aircraft	1,609.8	1,610.9	1,631.7	19
JSF	Joint Strike Fighter	4,163.9	4,720.6	5,290.1	20
JPATS	Joint Primary Aircraft Training System	317.8	348.3	451.5	21
UAV	Unmanned Aerial Vehicles	2,156.7	1,644.9	1,686.7	22
V-22	Osprey	1,615.1	1,751.7	2,291.5	24
<u>MISSILES</u>					
<u>Army</u>					
HIMARS	High Mobility Artillery Rocket System	366.6	400.3	445.9	25
JAVELIN	Javelin Advanced Anti-Tank Weapon	254.0	56.9	104.8	26

**DEPARTMENT OF DEFENSE
FY 2007 BUDGET
PROGRAM ACQUISITION COSTS
(Dollars in Millions)**

Weapon Programs by Service & Name

					Page
<u>Navv</u>	<u>Munitions</u>	<u>FY 2005</u>	<u>FY 2006</u>	<u>FY 2007</u>	<u>No.</u>
ESSM	Evolved Seasparrow Missile	79.5	98.5	99.6	27
RAM	Rolling Airframe Missile	47.0	85.8	56.9	28
STANDARD	Missile (Air Defense)	259.3	289.4	324.9	29
TOMAHAWK	Cruise Missile	308.4	392.7	373.1	30
TRIDENT II	Sub Launched Ballistic Missile	799.8	995.4	1,081.7	31
<u>Air Force</u>					
SFW	Sensor Fuzed Weapon	116.5	118.8	118.9	32
WCMD	Wind Corrected Munitions	84.3	21.5	34.7	33
<u>DoD WIDE/</u>					
<u>JOINT</u>					
AIM-9X	Sidewinder	92.8	106.3	101.0	34
AMRAAM	Advanced Medium Range				
	Air-to-Air Missile	176.2	213.2	284.7	35
JASSM	Joint Air-to-Surface Standoff Missile	209.0	164.7	228.1	36
JDAM	Joint Direct Attack Munition	665.5	301.8	274.5	37
JSOW	Joint Standoff Weapon	151.9	157.7	153.0	38
SDB	Small Diameter Bomb	112.2	126.8	213.1	39
<u>Navy</u>					
<u>VESSELS</u>					
CVN-21	Carrier Replacement Program	973.0	922.5	1,093.1	40
DD(X)	DD(X) Destroyer	1,434.3	1,786.4	3,361.4	41
DDG-51	AEGIS Destroyer	3,556.6	146.9	355.8	42
LCS	Littoral Combat Ship	450.8	1,014.0	840.4	43
LPD-17	San Antonio Class Amphibious				
	Transport Dock	1,226.5	1,326.1	297.5	44
SSN 774	Virginia Class Submarine	2,727.3	2,543.3	2,621.7	45
RCOH	CVN Refueling Complex Overhaul	331.5	1,317.6	1,071.6	46
T-AKE	Auxiliary Dry Cargo Ship	767.8	377.6	455.0	47
LHA	LHA Replacement	192.3	170.3	1,170.4	48
<u>Army</u>					
<u>COMBAT VEHICLES</u>					
FCS	Future Combat System	2,504.8	3,123.2	3,745.6	49
ABRAMS	Abrams Tank Upgrade	724.5	460.1	549.1	50
STRYKER	STRYKER Family of Armored Vehicles	1,483.7	1,076.1	809.2	51
<u>Marine Corps</u>					
MC EFV	Expeditionary Fighting Vehicle	291.7	278.4	444.5	52

**DEPARTMENT OF DEFENSE
FY 2007 BUDGET
PROGRAM ACQUISITION COSTS
(Dollars in Millions)**

Weapon Programs by Service & Name

<u>SPACE PROGRAMS</u>		<u>FY 2005</u>	<u>FY 2006</u>	<u>FY 2007</u>	<u>Page No.</u>
<u>Navy</u>					
MUOS	Mobile USER Objective System	375.2	462.7	665.3	53
<u>Air Force</u>					
AEHF	Advanced Extremely High Frequency Satellite	685.5	1,177.1	633.3	54
EELV	Evolved Expendable Launch Vehicle	435.0	798.9	955.0	55
MLV	Medium Launch Vehicles	82.1	109.4	102.0	56
NAVSTAR GPS	NAVSTAR Global Positioning System	489.4	583.1	633.5	57
SBIRS-H	Space Based Infrared Systems-High	587.1	696.6	668.9	58
TSAT	Transformational Satellite Communications	443.9	429.2	867.1	59
SBR	Space Based Radar	67.8	98.3	266.4	60
WGS	Wideband Gapfiller Satellite	89.8	164.3	452.1	61
<u>OTHER PROGRAMS</u>					
<u>Army</u>					
FHTV	Family of Heavy Tactical Vehicles	626.3	738.3	353.2	62
FMTV	Family of Medium Tactical Vehicles	1,093.7	502.9	697.0	63
HMMWV	High Mobility Multipurpose Wheeled Vehicles	938.7	461.3	582.6	64
<u>DoD WIDE/ JOINT</u>					
MD	Missile Defense	9,881.4	8,739.1	10401.8	65
CHEM/DEMIL	Chemical Demil	1,453.8	1,387.0	1408.0	67

**AIRCRAFT PROGRAMS
ARMY**

APACHE



Description: The Apache program includes the Longbow Apache which consists of a mast mounted Fire Control Radar (FCR) integrated into an upgraded and enhanced AH-64 airframe. This program also provides Target Acquisition Designation Sight (TADS) and Pilot Night Vision Sensors (PNVS), and other safety and reliability enhancements. The FCR effort is being accomplished by a joint venture team comprised of Northrop-Grumman, Baltimore, MD and Lockheed-Martin Corporation, Owego, NY. Boeing Corporation in Mesa, AZ is the prime contractor for the Longbow Apache program.

Mission: To provide the AH-64 a fire and forget HELLFIRE capability, modernized target acquisition and night vision capabilities, and transition the Apache to the Future Force by greatly increasing weapon system effectiveness and aircraft survivability.

FY 2007 Program: The budget request supports remanufacture of 36 AH-64A to the AH-64 D (Longbow) configuration as part of a FY 2007-FY 2009 multi-year procurement.

**Program Acquisition Costs
(\$ Millions)**

	FY 2005		FY 2006		FY 2007	
	(Qty)	Amt	(Qty)	Amt	(Qty)	Amt
Procurement	(32)	913.4	(-)	698.4	(36)	794.6
RDT&E		<u>58.6</u>		<u>109.7</u>		<u>123.4</u>
TOTAL	(32)	972.0	(-)	808.1	(36)	918.0

**AIRCRAFT PROGRAMS
ARMY**

CH-47 CHINOOK



Description: The CH-47F program procures 510 aircraft -- 397 remanufacture CH-47F models, 55 new build CH-47Fs and 58 Special Operations MH-47Gs. The primary upgrades are a new digital cockpit and modifications to the airframe to reduce vibration. The upgraded cockpit will provide future growth potential and will include a digital data bus that permits installation of enhanced communications and navigation equipment for improved situational awareness, mission performance, and survivability. Airframe structural modifications will reduce harmful vibrations, reducing operation and support (O&S) costs and improving crew endurance. Other airframe modifications reduce by about 60 percent the time required for aircraft tear down and build-up after deployment on a C-5 or C-17. These modifications significantly enhance the Chinook's strategic deployment capability. Installation of the more powerful and reliable T55-GA-714A engines will improve fuel efficiency and enhance lift performance by approximately 3,900 lbs. Boeing Corporation in Philadelphia, PA is the prime contractor for the CH-47 Chinook program.

Mission: To provide a system designed to transport ground forces, supplies, ammunition, and other battle-critical cargo in support of worldwide combat and contingency operations.

FY 2007 Program: The budget request supports remanufacture of 21 aircraft and 2 new build aircraft.

**Program Acquisition Costs
(\$ Millions)**

	<u>FY 2005</u>		<u>FY 2006</u>		<u>FY 2007</u>	
	<u>(Qty)</u>	<u>Amt</u>	<u>(Qty)</u>	<u>Amt</u>	<u>(Qty)</u>	<u>Amt</u>
Procurement	(30)	852.1	(23)	697.7	(21)	620.0
RDT&E	-	<u>12.3</u>	-	<u>43.1</u>	-	<u>13.0</u>
TOTAL	(30)	864.4	(23)	740.8	(21)	633.0

**AIRCRAFT PROGRAMS
ARMY**

UH-60 UTILITY HELICOPTER (BLACKHAWK)



Description: The BLACKHAWK is a twin engine, single-rotor helicopter that is designed to carry a crew of four and a combat equipped squad of eleven or an equal cargo load. It is also capable of carrying external loads of up to 6,000 lbs. The prime contractor is Sikorsky Aircraft of Stratford, CT.

Mission: The BLACKHAWK provides a highly maneuverable, air transportable, troop carrying helicopter for all intensities of conflict, without regard to geographical location or environmental conditions. It moves troops, equipment and supplies into combat and performs aeromedical evacuation and multiple functions in support of the Army's air mobility doctrine for employment of ground forces.

FY 2007 Program: The budget request supports initiation of full rate production of the UH-60 M program.

**Program Acquisition Costs
(\$ Millions)**

	<u>FY 2005</u>		<u>FY 2006</u>		<u>FY 2007</u>	
	<u>(Qty)</u>	<u>Amt</u>	<u>(Qty)</u>	<u>Amt</u>	<u>(Qty)</u>	<u>Amt</u>
Procurement	(43)	506.8	(49)	680.9	(38)	740.4
RDT&E	-	<u>106.6</u>	-	<u>121.9</u>	-	<u>126.9</u>
TOTAL	(43)	613.4	(49)	802.8	(38)	867.3

**AIRCRAFT PROGRAMS
ARMY**

ARMED RECONNAISSANCE HELICOPTER (ARH) PROGRAM



Description: The ARH is a scout helicopter that will replace the OH-58 Kiowa Warrior. It will perform reconnaissance and provide security in combat operations. The prime contractor is Bell Helicopter Textron, Inc. of Fort Worth, TX. The program is currently in system development and demonstration (SDD).

Mission: The mission of the ARH is to conduct aerial armed reconnaissance gaining actionable combat information to enable joint/combined air-ground maneuvers including mobile strike, close combat and vertical operations across the full spectrum of military operations. Armed reconnaissance, which includes reconnaissance and security, represents the capability to fight for tactical information without accepting decisive engagement.

FY 2007 Program: The FY 2007 budget request supports initiation of Low Rate Initial Production.

**Program Acquisition Costs
(\$ Millions)**

	FY 2005		FY 2006		FY 2007	
	(Qty)	Amt	(Qty)	Amt	(Qty)	Amt
Procurement	(-)	-	(-)	-	(18)	141.4
RDT&E	-	<u>43.3</u>	-	<u>93.2</u>	-	<u>132.7</u>
TOTAL	(-)	43.3	(-)	93.2	(18)	274.1

**AIRCRAFT PROGRAMS
ARMY**

LIGHT UTILITY HELICOPTER (LUH) PROGRAM



Description: The LUH will be a utility helicopter replacing the UH-1 and the OH-58 Kiowa Warrior. It will provide reliable and sustainable general and administrative support in permissive environments at reduced acquisition and operating costs. There is no RDT&E funding required for this program. The LUH acquisition strategy provides for the competitive procurement of a commercial-off-the-shelf, non-developmental aircraft. Source selection is planned for early 2006.

Mission: The Light Utility Helicopter will provide organic general support at Corps and Division levels. The primary mission for the LUH is to provide aerial transport for logistical and administrative support.

FY 2007 Program: The budget request supports the initiation of Full Rate Production.

**Program Acquisition Costs
(\$ Millions)**

	FY 2005		FY 2006		FY 2007	
	(Qty)	Amt	(Qty)	Amt	(Qty)	Amt
Procurement	(-)	2.0	(12)	70.6	(39)	198.7
RDT&E	-	—	-	—	-	—
TOTAL	(-)	2.0	(12)	70.6	(39)	198.7

**AIRCRAFT PROGRAMS
NAVY**

E-2C HAWKEYE



Description: The E-2C Hawkeye is an all weather, carrier-based, airborne early warning aircraft. Prime contractors are Northrop-Grumman Corporation of St. Augustine, FL for the airframe and Rolls-Royce Corporation, Indianapolis, IN for the engine.

Mission: The missions of the E-2C aircraft are airborne early warning, strike and control, radar surveillance, search and rescue assistance, communication relay and automatic tactical data exchange.

FY 2007 Program: The budget request supports a 4-year multiyear procurement and the development of the next generation E-2C aircraft to provide a long range air and surface picture; theater air and missile defense; and an expanded littoral capability to support operations for the next 25 years.

**Program Acquisition Costs
(\$ Millions)**

	FY 2005		FY 2006		FY 2007	
	(Qty)	Amt	(Qty)	Amt	(Qty)	Amt
Procurement	(2)	246.7	(2)	245.8	(2)	203.6
RDT&E		<u>560.7</u>		<u>631.2</u>		<u>499.3</u>
TOTAL	(2)	807.4	(2)	877.0	(2)	702.9

**AIRCRAFT PROGRAMS
NAVY**

EA-6B PROWLER



Description: The EA-6B Prowler is a 4-seat twin engine derivative of the A-6 Attack aircraft that is equipped with a computer-controlled electronic surveillance and control system and high power jamming transmitters. The overall goals of the modification program are to upgrade the airframe structure and avionics systems to increase the life of the aircraft and to expand the aircraft's jamming capabilities. The prime contractor is Northrop Grumman Corporation, Bethpage, NY.

Mission: The mission of the EA-6B aircraft is to provide all weather electronic countermeasures (ECM) in support of Navy and Marine Corps strike forces.

FY 2007 Program: The budget request includes funding to continue the EA-6B "Productive Ratio" modification effort which includes improvements that will maximize EA-6B readiness while minimizing operating and support costs.

**Program Acquisition Costs
(\$ Millions)**

	FY 2005		FY 2006		FY 2007	
	(Qty)	Amt	(Qty)	Amt	(Qty)	Amt
Procurement		126.7		120.6		49.0
RDT&E		<u>33.6</u>		<u>33.4</u>		<u>32.8</u>
TOTAL		160.3		154.0		81.8

**AIRCRAFT PROGRAMS
NAVY**

F/A-18E/F HORNET



Description: The F/A-18E/F is a twin-engine, high-performance, multi-mission, tactical aircraft for deployment in Navy fighter and attack squadrons. The F/A-18E/F possesses enhanced range, payload and survivability features compared with the current C/D model aircraft and is designed to replace the F-14 fighter aircraft. Prime contractors are Boeing Aircraft Corporation of St. Louis, MO for the airframe and General Electric Company, Aircraft Engine Division of Lynn, MA for the engines. Northrop Grumman Corporation, Hawthorne, CA is a major subcontractor.

Mission: The F/A-18E/F is a strike fighter capable of performing the following missions: strike, interdiction, close air support, fighter escort, and fleet air defense.

FY 2007 Program: The budget request supports a follow-on five year multiyear procurement in FY 2005-2009.

**Program Acquisition Costs
(\$ Millions)**

	FY 2005		FY 2006		FY 2007	
	(Qty)	Amt	(Qty)	Amt	(Qty)	Amt
Procurement	(42)	2,957.8	(38)	2,919.3	(30)	2,341.2
RDT&E		<u>121.3</u>		<u>86.1</u>		<u>31.2</u>
TOTAL	(42)	3,079.1	(38)	3,005.4	(30)	2,372.4

**AIRCRAFT PROGRAMS
NAVY**

E/A-18G GROWLER



Description: The E/A-18G is the fourth major variant of the F/A-18 family of aircraft. The EA-18G will serve as the Navy's replacement for the EA-6B providing a capability to detect, identify, locate, and suppress hostile emitters. The EA-18G will have the capability to operate autonomously or as a major node in a network-centric operation and will provide accurate emitter targeting for employment of onboard suppression weapons such as the High-Speed Anti-Radiation Missile (HARM). Prime contractors are Boeing Aircraft Corporation of St. Louis, MO for the airframe and General Electric Company, Aircraft Engine Division of Lynn, MA for the engines. Northrop Grumman Corporation, Bethpage, NY is a major subcontractor.

Mission: The mission of the EA-18G is to provide an Airborne Electronic Attack (AEA) capability in support of Navy strike forces.

FY 2007 Program: The budget request provides funding for low-rate initial production.

**Program Acquisition Costs
(\$ Millions)**

	FY 2005		FY 2006		FY 2007	
	(Qty)	Amt	(Qty)	Amt	(Qty)	Amt
Procurement	(-)	8.2	(4)	332.5	(12)	905.2
RDT&E		<u>346.5</u>		<u>393.9</u>		<u>372.4</u>
TOTAL	(-)	354.7	(4)	726.4	(12)	1,277.6

**AIRCRAFT PROGRAMS
NAVY**

USMC H-1 Upgrades



Description: The H-1 Helicopter Upgrades program converts AH-1W and UH-1N helicopters to the AH-1Z and UH-1Y, respectively. The upgraded helicopters will have increased maneuverability, speed, and payload capability. The upgrade scope includes a new four-bladed rotor system, new transmissions, a new four-bladed tail rotor and drive system, and upgraded landing gear. The prime contractor is Bell Helicopter Division, Fort Worth, TX.

Mission: The H-1 Upgrades aircraft provide offensive air support, utility support, armed escort, and airborne command and control during naval expeditionary operations or joint and combined operations.

FY 2007 Program: The budget request provides for low-rate initial production.

**Program Acquisition Costs
(\$ Millions)**

	FY 2005		FY 2006		FY 2007	
	(Qty)	Amt	(Qty)	Amt	(Qty)	Amt
Procurement	(7)	213.1	(10)	314.5	(18)	446.7
RDT&E		<u>168.2</u>		<u>41.4</u>		<u>7.8</u>
TOTAL	(7)	381.3	(10)	355.9	(18)	454.5

**AIRCRAFT PROGRAMS
NAVY**

MH-60R Helicopter



Description: The MH-60R Multi-Mission Helicopter Upgrade program provides battle group protection and adds significant capability in coastal littorals and regional conflicts. The upgrade scope includes new H-60 Series airframes, significant avionics improvements, and enhancements to the acoustic suite, new radars and an improved electronics surveillance system. Prime contractors are Sikorsky Aircraft of Stratford, CN for the airframe and Lockheed Martin of Owego, NY for the avionics.

Mission: The MH-60R will be the forward deployed fleet's primary Anti-Submarine and Anti-Surface Warfare platform.

FY 2007 Program: The budget request provides funding for full rate production and supports a five-year multiyear procurement in FY 2007-2011.

**Program Acquisition Costs
(\$ Millions)**

	FY 2005		FY 2006		FY 2007	
	(Qty)	Amt	(Qty)	Amt	(Qty)	Amt
Procurement	(6)	359.1	(12)	551.0	(25)	915.8
RDT&E		<u>80.1</u>		<u>49.1</u>		<u>19.3</u>
TOTAL	(6)	439.2	(12)	600.1	(25)	935.1

**AIRCRAFT PROGRAMS
NAVY**

MH-60S Helicopter



Description: The MH-60S is a versatile twin-engine helicopter used to maintain forward deployed fleet sustainability through rapid airborne delivery of materials and personnel, to support amphibious operations through search and rescue coverage and to provide an organic airborne mine countermeasures capability. The prime contractor is Sikorsky Aircraft of Stratford, CT.

Mission: The MH-60S will conduct vertical replenishment (VERTREP), day/night ship-to-ship, ship-to shore, and shore-to-ship external transfer of cargo; internal transport of passengers, mail and cargo, vertical onboard delivery; air operations; and day/night search and rescue. Organic Airborne Mine Countermeasures (OAMCM) has been added as a primary mission for the MH-60S. Five separate sensors will be integrated into the MH-60S helicopter and will provide Carrier Battle Groups and Amphibious Readiness Groups with an OAMCM capability.

FY 2007 Program: The budget request supports a follow-on five-year multiyear procurement in FY 2007-2011.

**Program Acquisition Costs
(\$ Millions)**

	FY 2005		FY 2006		FY 2007	
	(Qty)	Amt	(Qty)	Amt	(Qty)	Amt
Procurement	(15)	390.6	(26)	581.7	(18)	548.6
RDT&E		<u>80.7</u>		<u>78.6</u>		<u>80.3</u>
TOTAL	(15)	471.3	(26)	660.3	(18)	628.9

**AIRCRAFT PROGRAMS
NAVY**

T-45S GOSHAWK



Description: The T-45S GOSHAWK is a derivative of the British Aerospace HAWK aircraft. The T-45 Training System will integrate aircraft, simulators, academics, and a training management system into a replacement for current intermediate and advanced phase training aircraft. The prime contractor is Boeing Aircraft Company, St. Louis, MO; British Aerospace of Kingston, England provides the center and aft fuselage; and Rolls Royce, Ltd of Bristol, England provides the engine.

Mission: The T-45S will provide undergraduate jet pilot training for Navy and Marine Corps aviators.

FY 2007 Program: The budget request continues procurement of T-45S aircraft.

**Program Acquisition Costs
(\$ Millions)**

	<u>FY 2005</u>		<u>FY 2006</u>		<u>FY 2007</u>	
	<u>(Qty)</u>	<u>Amt</u>	<u>(Qty)</u>	<u>Amt</u>	<u>(Qty)</u>	<u>Amt</u>
Procurement	(10)	301.0	(6)	236.3	(12)	376.4

**AIRCRAFT PROGRAMS
AIR FORCE**

B-2 STEALTH BOMBER



Description: The B-2 is an intercontinental bomber that employs low observable technology to achieve its mission. The bomber is an all-wing, two-place aircraft with twin weapon bays. Four General Electric F-118-GE100 aircraft engines power the B-2. Northrop-Grumman Corporation, El Segundo, CA is the prime contractor for the B-2s.

Mission: The primary mission of the B-2 is to enable any theater commander to hold at risk and, if necessary, attack an enemy's war-making potential, especially those time critical targets that, if not destroyed in the first hours or days of a conflict, would allow unacceptable damage to be inflicted on the friendly side. The B-2 will also retain its potential as a nuclear bomber, reinforcing the deterrence of nuclear conflict.

FY 2007 Program: Continues the modification of the B-2 aircraft, primarily the upgrade to the radar system.

**Program Acquisition Costs
(\$ Millions)**

	FY 2005		FY 2006		FY 2007	
	(Qty)	Amt	(Qty)	Amt	(Qty)	Amt
Procurement (Mods)		93.9		58.3		191.3
RDT&E		<u>263.6</u>		<u>294.9</u>		<u>224.2</u>
TOTAL		357.5		353.2		415.5

**AIRCRAFT PROGRAMS
AIR FORCE**

C-17 AIRLIFT AIRCRAFT



Description: The C-17 is a wide-body aircraft capable of airlifting outsized and oversized payloads over intercontinental ranges, with or without in-flight refueling. Its capabilities include rapid direct delivery of forces by airland or airdrop into austere tactical environments and is capable of performing both intertheater and intratheater airlift missions. The major contractors are Boeing, Long Beach, CA (Airframe) and Pratt-Whitney, East Hartford, CT (Engine).

Mission: The C-17 will provide outsize intratheater airland/airdrop capability not available in the current airlift force and replace C-141s as they begin to retire.

FY 2007 Program: The FY 2007 budget for the last 12 aircraft, which is the end of the second multiyear procurement. This completes procurement for 180 C-17 aircraft. Funding is also provided to begin the removing and shipping of C-17 production tooling/equipment to off-site storage.

**Program Acquisition Costs
(\$ Millions)**

	FY 2005		FY 2006		FY 2007	
	(Qty)	Amt	(Qty)	Amt	(Qty)	Amt
Procurement (includes mods)	(15)	4,086.7	(15)	3,477.3	(12)	2,887.6
RDT&E		<u>195.0</u>		<u>164.8</u>		<u>173.8</u>
TOTAL	(15)	4,281.7	(15)	3,642.1	(12)	3,061.4

**AIRCRAFT PROGRAMS
AIR FORCE**

F-15E EAGLE MULTI MISSION FIGHTER



Description: The F-15E is a twin-engine, two man crew, fixed swept wing aircraft. The F-15E maintains the basic F-15 air superiority characteristics while adding air-to-surface weapons capability. Prime contractors are Boeing of St. Louis, MO for the airframe, and Pratt and Whitney of East Hartford, CT for the engine.

Mission: The F-15E performs both air superiority and all-weather, deep penetration, and night/under-the-weather attack with large air-to-surface weapon payloads.

FY 2007 Program: Continues development and procurement of modifications for upgrading the F-15E aircraft.

**Program Acquisition Costs
(\$ Millions)**

	FY 2005		FY 2006		FY 2007	
	(Qty)	Amt	(Qty)	Amt	(Qty)	Amt
Procurement		312.3	(1)	286.3		92.9
RDT&E		<u>127.1</u>		<u>143.6</u>		<u>125.1</u>
TOTAL		439.4	(1)	429.9		218.0

**AIRCRAFT PROGRAMS
AIR FORCE**

F-16 FALCON MULTI-MISSION FIGHTER



Description: The F-16 is a single seat, fixed wing, high performance fighter aircraft powered by a single engine. The advanced technology features include a blended wing body, reduced static margin, and fly-by-wire flight control system. Prime contractors are Lockheed-Martin of Fort Worth, TX for the airframe and Pratt and Whitney of East Hartford, CT and General Electric, Evendale, OH for the engine.

Mission: The F-16 aircraft is a lightweight, high performance, multipurpose fighter capable of performing a broad spectrum of tactical air warfare tasks at affordable cost well into the next century.

FY 2007 Program: Continues the development and procurement of modifications to upgrade the F-16 aircraft.

**Program Acquisition Costs
(\$ Millions)**

	FY 2005		FY 2006		FY 2007	
	(Qty)	Amt	(Qty)	Amt	(Qty)	Amt
Procurement		347.1		414.4		352.1
RD&E		<u>95.7</u>		<u>154.5</u>		<u>148.4</u>
TOTAL		442.8		568.9		500.5

**AIRCRAFT PROGRAMS
AIR FORCE**

F-22A RAPTOR



Description: The F-22A program is producing the next generation air superiority fighter for the first part of the century. The F-22A will penetrate enemy airspace and achieve first-look, first-kill capability against multiple targets. The contractors for Engineering & Manufacturing Development are Lockheed Martin, Marietta, GA, and Ft. Worth, TX; Boeing, Seattle, WA for the airframe; and Pratt & Whitney, West Palm Beach, FL for the engine.

Mission: The F-22A will enhance U.S. air superiority capability against the projected threat and will eventually replace the F-15 aircraft.

FY 2007 Program: The FY 2007-2011 budget increases the total buy of F-22A by four aircraft (from a planned purchase of 179 aircraft in last year's budget to 183 aircraft). The FY 2007 funds will pay for Economic Order Quantity (EOQ) items, sub-assemblies, and material items required for Lot 7. This supports the 60 aircraft multiyear procurement beginning in FY 2008.

**Program Acquisition Costs
(\$ Millions)**

	<u>FY 2005</u>		<u>FY 2006</u>		<u>FY 2007</u>	
	<u>(Qty)</u>	<u>Amt</u>	<u>(Qty)</u>	<u>Amt</u>	<u>(Qty)</u>	<u>Amt</u>
Procurement	(24)	4,094.6	(24)	3,766.8	(-)	2,197.4
RDT&E	(-)	<u>530.2</u>	(1)	<u>448.2</u>	(-)	<u>584.3</u>
TOTAL	(24)	4,624.8	(25)	4,215.0	(-)	2,781.7

**AIRCRAFT PROGRAMS
DOD-WIDE/JOINT**

C-130J AIRLIFT AIRCRAFT



Description: The Hercules C-130J is a tactical airlift aircraft modernizing the U.S. tactical airlift capability. The C-130J is capable of performing a number of tactical airlift missions including deployment and redeployment of troops and/or supplies within and between command areas in a theater of operation, aeromedical evacuation, air logistic support and augmentation of strategic airlift forces. The major contractors are Lockheed Corporation, Marietta, GA for the airframe and General Motors Corporation, Allison Division, Indianapolis, IN for the engine.

Mission: The mission of the C-130J is the immediate and responsive air movement and delivery of combat troops and supplies directly into objective areas through airlanding, extraction, airdrop, or other delivery techniques; and the air logistic support of all theater forces, including those engaged in combat operations. The KC-130J will replace the Navy's aging KC-130F and KC-130R aircraft.

FY 2007 Program: Continues the C-130J / KC-130J multiyear procurement.

**Program Acquisition Costs
(\$ Millions)**

	FY 2005		FY 2006		FY 2007	
	(Qty)	Amt	(Qty)	Amt	(Qty)	Amt
Procurement						
Air Force						
C-130		162.3		177.8		217.7
C-130J	(11)	<u>950.8</u>	(8)	<u>765.7</u>	(9)	<u>826.3</u>
Subtotal	(11)	1,113.1	(8)	943.5	(9)	1,044.0
Navy						
KC-130J	(4)	324.8	(5)	428.6	(4)	298.9
RDT&E, AF						
C-130		158.7		232.2		248.3
C-130J		<u>13.2</u>		<u>6.6</u>		<u>40.5</u>
Subtotal		171.9		238.8		288.8
TOTAL	(15)	1,609.8	(13)	1,610.9	(13)	1,631.7

**AIRCRAFT PROGRAMS
DOD-WIDE/JOINT**

F-35 JOINT STRIKE FIGHTER (JSF)



Description: The Joint Strike Fighter (JSF) is the next-generation strike fighter for the Air Force, Marine Corps, Navy and U.S. allies. This joint program will facilitate the development of affordable aircraft and related systems, with transition of key technologies and common components to support future requirements while reducing cost and risk. The Navy and Air Force each provide approximate equal shares of development funding for the program during the Future Years Defense Program (FYDP).

Mission: JSF will ultimately result in the acquisition of one or more aircraft to replace Air Force F-16s, Marine Corps AV-8Bs, and F/A-18s and provide the Navy a first day of war survivable strike fighter to complement the F/A-18E/F.

FY 2007 Program: Procures the first lot of 5 Conventional Takeoff and Landing (CTOL) aircraft for the Air Force and funds the advance procurement of 8 CTOL and 8 Short Takeoff and Landing (STOVL) aircraft for the Marine Corps.

Program Acquisition Costs						
(\$ Millions)						
	FY 2005		FY 2006		FY 2007	
	(Qty)	Amt	(Qty)	Amt	(Qty)	Amt
Procurement						
Air Force	(-)	-	(-)	118.4	(5)	1,015.0
Navy	(-)	-	(-)	-		245.0
Subtotal		-		118.4		1,260.0
RDT&E						
Navy		2,083.8		2,269.2		2,031.0
Air Force		2,080.1		2,333.0		1,999.1
Subtotal		4,163.9		4,602.2		4,030.1
TOTAL	(-)	4,163.9	(-)	4,720.6	(5)	5,290.1

**AIRCRAFT PROGRAMS
DOD-WIDE/JOINT**

JOINT PRIMARY AIRCRAFT TRAINING SYSTEM (JPATS)



Description: The Joint Primary Aircraft Training System (JPATS) is a joint Air Force/Navy program to replace both Service's fleets of primary trainer aircraft (T-37 and T-34, respectively) and associated Ground Based Training Systems (GBTS). The program includes the purchase of aircraft, simulators, ground-based training devices, training management systems, instructional courseware, and logistics support. The contractor is Beech Aircraft Corporation, Wichita, KS (airframe).

Mission: The mission of the JPATS is to support joint Air Force and Navy specialized undergraduate pilot training. It will support training of student aviators in the fundamentals of flying prior to transition into advanced training.

FY 2007 Program: The Air Force continues a steady production of JPATS aircraft, while the Navy sharply increases the procurement in FY 2007.

**Program Acquisition Costs
(\$ Millions)**

	FY 2005		FY 2006		FY 2007	
	(Qty)	Amt	(Qty)	Amt	(Qty)	Amt
Procurement						
Air Force	(53)	300.9	(54)	328.9	(48)	305.1
Navy	(3)	<u>16.9</u>	(3)	<u>19.4</u>	(21)	<u>146.4</u>
TOTAL	(56)	317.8	(57)	348.3	(69)	451.5

**AIRCRAFT PROGRAMS
DOD-WIDE/JOINT**

UNMANNED AERIAL VEHICLES (UAV)



Description: The Department is acquiring a family of Unmanned Aerial Vehicles (UAV) to satisfy tactical reconnaissance mission requirements. Each air vehicle system is being specifically tailored to conduct continuous overhead surveillance in all weather conditions during the day and night, in direct support of the Joint Forces Commander. The UAVs are equipped with electro-optical and Synthetic Aperture Radar (SAR), and other sensors to perform their mission. The systems being developed and procured are: Tactical UAV (Shadow); Medium Altitude Endurance UAV (Predator); High Altitude Endurance UAV (Global Hawk); and Combat UAV (J-UCAS). Contractors: Shadow (AAI Corporation, Hunt Valley, MD), Predator (General Atomics, Rancho Bernardo, CA), and Global Hawk (Northrop Grumman Ryan, Palmdale, CA)

Mission: The purpose of airborne reconnaissance UAVs is to collect and transmit intelligence information to the combat forces. The function of the UAVs in an airborne reconnaissance environment is to transport sensor, information-processing, and communications systems to locations where the desired information can be collected, to provide an acceptable level of survivability throughout the mission, and to return for repeated use.

FY 2007 Program: The FY 2007 budget continues the Department's transformation towards the development and fielding of Unmanned Aerial Systems.

**Program Acquisition Costs
(\$ Millions)**

	FY 2005		FY 2006		FY 2007	
	(Qty)	Amt	(Qty)	Amt	(Qty)	Amt
Procurement						
Global Hawk (AF)	(4)	359.1	(5)	359.6	(6)	504.5
Predator (AF)	(12)	357.0	(9)	153.8	(26)	287.4
Firescout (Navy)	-	-	-	-	(4)	37.6
Shadow (Army)	(22)	305.6	(11)	161.0	-	36.0
Extended Range (Army)	-	-	-	41.6	-	30.9
Small UAV (Army)	-	-	(100)	19.8	(20)	10.2
Subtotal	(38)	1,021.7	(125)	735.8	(132)	906.6

	<u>FY 2005</u>	<u>FY 2006</u>	<u>FY 2007</u>
	<u>(Qty)</u> <u>Amt</u>	<u>(Qty)</u> <u>Amt</u>	<u>(Qty)</u> <u>Amt</u>
RDT&E			
Global Hawk (AF)	382.6	327.7	247.7
Predator (AF)	82.1	64.1	61.5
Shadow (Army)	15.9	25.6	12.9
Extended Range (Army)	-	92.5	87.3
Fire Scout (Navy)	59.1	94.2	105.1
Broad Area Maritime (Navy)	39.3	-	26.4
J-UCAS (DARPA)	556.0	-	-
J-UCAS (AF)	-	305.0	-
J-UCAS (N)	-	-	239.2
Subtotal	1,135.0	909.1	780.1
TOTAL	2,156.7	1,644.9	1,686.7

AIRCRAFT PROGRAMS
NAVY

V-22 OSPREY



Description: The V-22 Osprey is a tilt-rotor, vertical takeoff and landing aircraft designed to meet the amphibious/vertical assault needs of the Marine Corps, long range special operations forces (SOF) missions for US Special Operations Command (USSOCOM), and the strike rescue needs of the Navy. The aircraft will be capable of flying 2,100 miles with one refueling, giving the services the advantage of a V/STOL aircraft that could rapidly self-deploy to any location in the world. The procurement objective is 458 aircraft (360 MV-22 aircraft for the Marine Corps; 50 CV-22 aircraft for USSOCOM; and 48 HV-22 aircraft for the Navy). The MV-22 will replace the CH-46E and CH-53D helicopters. The contractors include Textron, Inc., Bell Helicopter Division, Fort Worth, TX and Boeing Vertol, Philadelphia, PA.

Mission: The V-22 mission includes airborne assault, vertical lift, combat search and rescue, and special operations.

FY 2007 Program: The budget request supports procurement of 14 MV-22 and 2 CV-22 aircraft.

Program Acquisition Costs
(\$ Millions)

	FY 2005		FY 2006		FY 2007	
	(Qty)	Amt	(Qty)	Amt	(Qty)	Amt
Procurement						
MV-22 (USMC)	(8)	897.8	(9)	1,127.4	(14)	1,584.6
CV-22 (AF/SOCOM)	(3)	401.8	(2)	350.6	(2)	411.8
Subtotal	(11)	1,299.6	(11)	1,478.0	(16)	1,996.4
RDT&E						
Navy		248.2		203.3		268.5
AF/SOCOM		67.3		70.4		26.6
Subtotal		315.5		273.7		295.1

275

TOTAL	(11) 1,615.1	(11) 1,751.7	(16) 2,291.5
--------------	---------------------	---------------------	---------------------

**MUNITIONS PROGRAMS
ARMY**

HIGH MOBILITY ARTILLERY ROCKET SYSTEM (HIMARS)



Description: The High Mobility Artillery Rocket System (HIMARS) consists of a C-130 transportable, wheeled, indirect fire, rocket/missile system capable of firing all rockets and missiles in the current and future Multiple Launch Rocket System (MLRS) family of munitions. The prime contractor is Lockheed Martin Missiles and Fire Control, Dallas, TX.

Mission: To neutralize or suppress enemy field artillery and air defense systems and supplement cannon artillery fires.

FY 2007 Program: The FY 2007 program continues procurement of HIMARS Launchers and Guided MLRS Rockets, as well as provides for continued upgrade development of each.

**Program Acquisition Costs
(\$ Millions)**

	FY 2005		FY 2006		FY 2007	
	(Qty)	Amt	(Qty)	Amt	(Qty)	Amt
Procurement, Army						
Rockets	(954)	111.3	(822)	123.2	(702)	147.8
Launchers	(37)	158.4	(35)	165.2	(50)	226.9
Subtotal	(991)	269.7	(857)	288.4	(752)	374.7
RDT&E, Army		<u>96.9</u>		<u>111.9</u>		<u>71.2</u>
TOTAL	(991)	366.6	(857)	400.3	(752)	445.9

**MUNITIONS PROGRAMS
ARMY**

JAVELIN



Description: The Javelin Advanced Anti-tank Weapon System-Medium is a man-portable fire and forget weapon system used against tanks with conventional and reactive armor. Special features of Javelin are the choice of top attack or direct fire mode, integrated day/night sight, soft launch permitting fire from enclosures, and imaging infrared seeker. Procurement funds buy Missiles, Command Launch Units (CLU) and Training Devices. The prime contractor is the Raytheon TI and Lockheed Martin Javelin Joint Venture at Tucson, AZ and Orlando, FL.

Mission: To defeat armored targets.

FY 2007 Program: The FY 2007 program continues production of Javelin missiles and Command Launch Units.

Program Acquisition Costs

(\$ Millions)

	FY 2005		FY 2006		FY 2007	
	(Qty)	Amt	(Qty)	Amt	(Qty)	Amt
Procurement	(1,038)	253.1	(300)	56.9	(300)	104.8
RDT&E		.9		-		-
TOTAL	(1,038)	254.0	(300)	56.9	(300)	104.8

**MUNITIONS PROGRAMS
NAVY**

EVOLVED SEASPARROW MISSILE (ESSM)



Description: The Evolved Seasparrow Missile (ESSM) is an improved version of the NATO Seasparrow missile, designed for ship self-defense. The prime contractor is Raytheon Corporation, Tucson, AZ.

Mission: The mission of the ESSM is to provide the Navy a missile with performance to defeat current and projected threats that possess low altitude, high velocity and maneuver characteristics beyond the engagement capabilities of other ship self-defense systems.

FY 2007 Program: The FY 2007 program continues production.

**Program Acquisition Costs
(\$ Millions)**

	FY 2005		FY 2006		FY 2007	
	(Qty)	Amt	(Qty)	Amt	(Qty)	Amt
Procurement	(71)	79.5	(116)	98.5	(108)	99.6
TOTAL	(71)	79.5	(116)	98.5	(108)	99.6

**MUNITIONS PROGRAMS
NAVY**

ROLLING AIRFRAME MISSILE (RAM)



Description: The Rolling Airframe Missile (RAM) is a high firepower, lightweight complementary self-defense system to engage anti-ship cruise missiles. The prime contractor is Raytheon Corporation, Tucson, AZ.

Mission: The mission of the RAM is to provide high firepower close-in defense of combatant and auxiliary ships by utilizing a dual mode, passive radio frequency/infrared missile in a compact 21 cell launcher.

FY 2007 Program: The FY 2007 program continues production of missile quantities.

**Program Acquisition Costs
(\$ Millions)**

	<u>FY 2005</u>		<u>FY 2006</u>		<u>FY 2007</u>	
	<u>(Qty)</u>	<u>Amt</u>	<u>(Qty)</u>	<u>Amt</u>	<u>(Qty)</u>	<u>Amt</u>
Procurement	(86)	47.0	(90)	85.8	(90)	56.9
TOTAL	(86)	47.0	(90)	85.8	(90)	56.9

**MUNITIONS PROGRAMS
NAVY**

STANDARD MISSILE



Description: The STANDARD missile family consists of various air defense missiles including supersonic, medium and extended range, surface-to-air and surface-to-surface missiles. The prime contractor is Raytheon Corporation, Tucson, AZ.

Mission: The mission of the STANDARD missile family is to provide all-weather, anti-aircraft and surface-to-surface armament for cruisers, destroyers and guided missile frigates.

FY 2007 Program: The FY 2007 program continues production of the current SM-2 variant, and continues development of a follow-on SM-6 variant.

**Program Acquisition Costs
(\$ Millions)**

	FY 2005		FY 2006		FY 2007	
	(Qty)	Amt	(Qty)	Amt	(Qty)	Amt
Procurement, Navy	75	148.7	75	143.8	75	139.7
RD&E, Navy		<u>110.6</u>		<u>145.6</u>		<u>185.2</u>
TOTAL	75	259.3	75	289.4	75	324.9

**MUNITIONS PROGRAMS
NAVY**

TACTICAL TOMAHAWK CRUISE MISSILE



Description: The Tactical Tomahawk is a Navy cruise missile weapon system is a long-range conventional warhead system which is sized to fit torpedo tubes and capable of being deployed from a variety of surface ship and submarine platforms. The prime contractor is Raytheon, Tucson, AZ.

Mission: The mission of the TOMAHAWK is to provide a long-range cruise missile launched from a variety of platforms against land and sea targets.

FY 2007 Program: The FY 2007 budget continues production.

**Program Acquisition Costs
(\$ Millions)**

	FY 2005		FY 2006*		FY 2007	
	(Qty)	Amt	(Qty)	Amt	(Qty)	Amt
Procurement	298	277.2	408	372.4	350	354.6
RD&E		<u>31.2</u>		<u>20.3</u>		<u>18.5</u>
TOTAL	298	308.4	408	392.7	350	373.1

* FY 2006 production includes 94 missiles, and \$75.9 million provided by Title IX of the FY 2006 DoD Appropriations Act.

**MUNITIONS PROGRAMS
NAVY**

TRIDENT II



Description: The TRIDENT II (D-5) is a submarine launched ballistic missile with greater range, payload capability and accuracy than the TRIDENT I. The major contractor is Lockheed Martin Missiles and Space Company, Sunnyvale, CA.

Mission: The mission of the TRIDENT II is to deter nuclear war by means of assured retaliation in response to a major attack on the U.S. and to enhance nuclear stability by providing no incentive for enemy first strike.

FY 2007 Program: The FY 2007 budget will provide program and production support costs (including flight test instrumentation and additional re-entry system hardware), D5 Missile Life Extension Program funding, and funding for a new missile modification.

Program Acquisition Costs

(\$ Millions)

	<u>FY 2005</u>		<u>FY 2006</u>		<u>FY 2007</u>	
	<u>(Qty)</u>	<u>Amt</u>	<u>(Qty)</u>	<u>Amt</u>	<u>(Qty)</u>	<u>Amt</u>
Procurement	(5)	715.3	(-)	905.4	(-)	957.6
RDT&E		<u>84.5</u>		<u>90.0</u>		<u>124.1</u>
TOTAL	(5)	799.8	(-)	995.4	(-)	1,081.7

**MUNITIONS PROGRAMS
AIR FORCE**

SENSOR FUZED WEAPON (SFW)



Description: The Sensor Fuzed Weapon (CBU-97/B) is a cluster munition designed for direct attack against armored targets. The SFW is manufactured by Textron Defense Systems, Wilmington, MA.

Mission: The objective of the SFW is to develop and produce a conventional munition capable of multiple kills per pass against operating armored vehicles, air defense units, and other support vehicles.

FY 2007 Program: The FY 2007 program continues full rate production.

**Program Acquisition Costs
(\$ Millions)**

	<u>FY 2005</u>		<u>FY 2006</u>		<u>FY 2007</u>	
	<u>(Qty)</u>	<u>Amt</u>	<u>(Qty)</u>	<u>Amt</u>	<u>(Qty)</u>	<u>Amt</u>
Procurement	(321)	116.5	(332)	118.8	(305)	118.9
TOTAL	(321)	116.5	(332)	118.8	(305)	118.9

**MUNITIONS PROGRAMS
AIR FORCE**

WIND CORRECTED MUNITIONS DISPENSER (WCMD)



Description: The Wind Corrected Munitions Dispenser (WCMD) guidance kit for the Combined Effects Munition, Gator Mine, and Sensor Fuzed Weapon provides inertial navigation to correct for the effects of wind transients and ballistic errors caused by wind when these munitions are released from medium to high altitudes. The contractor is Lockheed-Martin, Orlando, Florida.

Mission: The objective of the WCMD is to improve the war-fighting effectiveness of both bombers and fighters.

FY 2007 Program: The FY 2007 program continues production of the Wind Corrected Munitions Extended Range variant, for use with the Sensor Fuzed Weapon.

**Program Acquisition Costs
(\$ Millions)**

	FY 2005		FY 2006		FY 2007	
	(Qty)	Amt	(Qty)	Amt	(Qty)	Amt
Procurement	(2,507)	58.4	(70)	15.5	(250)	34.7
RD&E		<u>25.9</u>		<u>6.0</u>		-
TOTAL	(2,507)	84.3	(70)	21.5	(250)	34.7

**MUNITIONS PROGRAMS
DOD-WIDE/JOINT**

AIR INTERCEPT MISSILE – 9X (AIM-9X)



Description: The AIM-9X short range air-to-air missile provides a launch and leave, air combat missile that uses passive infrared energy for acquisition and tracking of enemy aircraft.. AIM-9X is a joint Navy/Air Force program led by the Navy. The prime contractor is Raytheon Corporation, Tucson, AZ.

Mission: The mission of the AIM-9X is to destroy low and high altitude, high-speed enemy targets in an electronic countermeasures environment.

FY 2007 Program: The FY 2007 program continues full rate production and product improvements.

Program Acquisition Costs

(\$ Millions)

	FY 2005		FY 2006		FY 2007	
	(Qty)	Amt	(Qty)	Amt	(Qty)	Amt
Procurement						
Air Force	(248)	52.4	(196)	44.4	(195)	43.8
Navy	(135)	31.2	(159)	37.1	(174)	40.4
Subtotal	(383)	83.6	(355)	81.5	(369)	84.2
RDT&E						
Air Force		5.3		15.4		8.9
Navy		3.9		9.4		7.9
Subtotal		9.2		24.8		16.8
TOTAL	(383)	92.8	(355)	106.3	(369)	101.0

**MUNITIONS PROGRAMS
DOD-WIDE/JOINT**

ADVANCED MEDIUM RANGE AIR-TO-AIR MISSILE (AMRAAM)



Description: The Advanced Medium Range Air-to-Air Missile (AMRAAM) is an all-weather, all-environment radar guided missile developed to improve capabilities against very low-altitude and high-altitude, high-speed targets in an electronic countermeasures environment. AMRAAM is a joint Navy/Air Force program led by the Air Force. The prime contractor is Raytheon Corporation, Tucson, AZ.

Mission: The mission of the AMRAAM is to destroy low and high altitude, high-speed enemy targets in an electronic countermeasures environment.

FY 2007 Program: The FY 2007 program continues full rate production as well as product improvements.

**Program Acquisition Costs
(\$ Millions)**

	FY 2005		FY 2006		FY 2007	
	(Qty)	Amt	(Qty)	Amt	(Qty)	Amt
Procurement						
Air Force	(159)	106.9	(166)	103.1	(215)	135.9
Navy	(37)	28.9	(85)	73.7	(150)	98.7
Subtotal	(196)	135.8	(251)	176.8	(365)	234.6
RDT&E						
Air Force		31.9		32.8		43.4
Navy		8.5		3.6		6.7
Subtotal		40.4		36.4		50.1
TOTAL	(196)	176.2	(251)	213.2	(365)	284.7

**MUNITIONS PROGRAMS
DOD-WIDE/JOINT**

JOINT AIR-TO-SURFACE STANDOFF MISSILE (JASSM)



Description: The Joint Air-to-Surface Standoff Missile (JASSM) is a joint Air Force and Navy program led by the Air Force to provide a conventional precision guided, long range standoff cruise missile that can be delivered from both fighters and bombers. Lockheed Martin Integrated Systems, Inc., Orlando, FL is the prime contractor. The Navy terminated its involvement in JASSM beginning in FY 2006, in favor of other weapons.

Mission: The mission of the JASSM is to destroy targets from a long-range standoff position deliverable by fighter and bomber aircraft.

FY 2007 Program: The FY 2007 program continues production of the baseline JASSM and starts production of an extended range variant.

Program Acquisition Cost

(\$ Millions)

	FY 2005		FY 2006		FY 2007	
	(Qty)	Amt	(Qty)	Amt	(Qty)	Amt
Procurement, Air Force	(288)	139.2	(75)	98.7	(234)	187.2
RD&E						
Air Force		43.3		66.0		40.9
Navy		26.5		-		-
Subtotal		69.8		66.0		40.9
TOTAL	(288)	209.0	(75)	164.7	(234)	228.1

**MUNITIONS PROGRAMS
DOD-WIDE/JOINT**

JOINT DIRECT ATTACK MUNITION (JDAM)



Description: The Joint Direct Attack Munition (JDAM) is a joint Air Force/Navy program led by the Air Force. The JDAM improves the existing inventory of MK82, MK83, MK84, and BLU-109 weapons by integrating a Global Positioning System (GPS) / inertial navigation guidance capability that improves accuracy and adverse weather capability. The prime contractor is Boeing, St. Charles, MO.

Mission: This program enhances DoD conventional strike system capabilities by providing the ability to precisely attack time-critical, high value fixed, relocatable or maritime targets under adverse environmental conditions and from all altitudes.

FY 2007 Program: The FY 2007 program continues production.

**Program Acquisition Costs
(\$ Millions)**

	FY 2005		FY 2006		FY 2007	
	(Qty)	Amt	(Qty)	Amt	(Qty)	Amt
Procurement						
Air Force	(22,826)	514.4	(8,000)	220.3	(7,261)	175.0
Navy	(6,930)	151.1	(3,400)	81.5	(3,400)	84.0
Subtotal	(29,756)	665.5	(11,400)	301.8	(10,661)	259.0
RDT&E, Air Force		—		—		15.5
TOTAL	(29,756)	665.5	(11,400)	301.8	(10,661)	274.5

**MUNITIONS PROGRAMS
DOD-WIDE/JOINT**

JOINT STANDOFF WEAPON (JSOW)



Description: The Joint Standoff Weapon (JSOW - AGM-154) program is a joint weapon providing day, night and adverse weather environment munition capability. The JSOW consists of two variants. The JSOW baseline (BLU-97 Submunition) provides a day, night, and all-weather environment submunition for soft and area targets. The JSOW Unitary incorporates the dual-stage Broach penetrating warhead with terminal accuracy via Automatic Target Acquisition Seeker Technology. The prime contractor is Raytheon Missile Systems Corp., Tucson, AZ. The Air Force terminated production of JSOW in FY 2005, favoring other weapons to meet the requirement.

Mission: JSOW is a primary standoff precision guided munition. The day/night, adverse weather capability provides continuous munitions operations from a survivable standoff range.

FY 2007 Program: The FY 2007 budget request continues production and product improvements of JSOW Unitary for the Navy only.

**Program Acquisition Costs
(\$ Millions)**

	FY 2005		FY 2006		FY 2007	
	(Qty)	Amt	(Qty)	Amt	(Qty)	Amt
Procurement	(405)	141.3	(420)	144.2	(397)	125.6
RDT&E		<u>10.6</u>		<u>13.5</u>		<u>27.4</u>
TOTAL	(405)	151.9	(420)	157.7	(397)	153.0

**MUNITIONS PROGRAMS
DOD-WIDE/JOINT**

SMALL DIAMETER BOMB (SDB)



Description: The Small Diameter Bomb (SDB) is a joint Air Force and Navy program led by the Air Force to provide a conventional small sized, precision guided, standoff air-to-ground weapon that can be delivered from both fighters and bombers. Boeing Corporation of St. Charles, MO is the prime contractor.

Mission: The mission of the SDB is to destroy targets from a medium-range standoff position deliverable by both fighters and bombers, with higher loadout and less collateral damage compared to other weapons.

FY 2007 Program: The FY 2007 program increases production of SDB Increment I, for fixed target attack, and continues development of Increment II, for moving target attack.

Program Acquisition Cost

(\$ Millions)

	FY 2005		FY 2006		FY 2007	
	(Qty)	Amt	(Qty)	Amt	(Qty)	Amt
Procurement, Air Force	(199)	29.1	(567)	53.3	(1,343)	99.1
RDT&E						
Air Force		73.6		63.5		104.1
Navy		9.5		10.0		9.9
Subtotal		83.1		73.5		114.0
TOTAL	(199)	112.2	(567)	126.8	(1,343)	213.1

**VESSEL PROGRAMS
NAVY**

CARRIER REPLACEMENT PROGRAM



Description: The Carrier Replacement Program provides for the new construction of aircraft carriers. Currently, there are twelve active carriers in the Navy's fleet. Eight of these are Nimitz class carriers. The last Nimitz Class carrier, CVN 77, was awarded to Newport News Shipbuilding in January 2001 and is scheduled to deliver in March 2008. CVN 77 will also serve as the "bridge" platform for technologies that will enable the Navy to transition from the Nimitz class to the next generation aircraft carrier (CVN 21). CVN 21 will include new technologies such as an integrated topside island which includes a new multi-function radar, a new propulsion plant, monitoring improvements, manpower reduction technologies, flight deck enhancements for greater sortie generation rates, Electromagnetic Aircraft Launching System (EMALS) and advanced arresting gear. The contractor is Northrop-Grumman, Newport News, VA.

Mission: Nuclear aircraft carriers support and operate aircraft to engage in attacks on targets afloat and ashore which threaten our use of the sea and to engage in sustained operations in support of other forces.

FY 2007 Program: The FY 2007 budget includes funding for procurement of long-lead items and advance planning to support construction of CVN 21, scheduled to begin in FY 2008.

**Program Acquisition Costs
(\$ Millions)**

	FY 2005		FY 2006		FY 2007	
	(Qty)	Amt	(Qty)	Amt	(Qty)	Amt
Procurement		623.1		619.1		784.1
RDT&E		<u>350.0</u>		<u>303.4</u>		<u>309.0</u>
TOTAL		973.0		922.5		1,093.1

**VESSEL PROGRAMS
NAVY**

DD(X) DESTROYER



Description: DD(X) will be an optimally-crewed, multi-mission surface combatant designed to fulfill volume firepower and precision strike requirements. Armed with an array of weapons, DD(X) will provide offensive, distributed and precision firepower at long ranges in support of forces ashore. To ensure effective operations in the littoral, DD(X) will incorporate full-spectrum signature reduction, active and passive self-defense systems and cutting-edge survivability features. The Navy plans to incorporate technologies developed under the DD(X) program into the entire family of new surface combatants, which include the CG(X) and the Littoral Combat Ship (LCS). The contractors are Northrop-Grumman Ship Systems, Ingalls and General Dynamics, Bath Iron Works.

Mission: DD(X) will provide independent forward presence and deterrence, advanced land attack capability in support of the ground campaign, and contribute to naval, joint or combined battle space dominance in littoral operations. DD(X) will establish and maintain surface and sub-surface superiority and provide local air defense.

FY 2007 Program: The budget supports the split funding of the construction of two lead ships beginning in FY 2007.

**Program Acquisition Costs
(\$ Millions)**

	FY 2005		FY 2006		FY 2007	
	(Qty)	Amt	(Qty)	Amt	(Qty)	Amt
Procurement	(-)	304.0	(-)	706.1	(2)	2,568.1
RDT&E		<u>1,130.3</u>		<u>1,080.3</u>		<u>793.3</u>
TOTAL	(-)	1,434.3	(-)	1,786.4	(2)	3,361.4

**VESSEL PROGRAMS
NAVY**

DDG-51 AEGIS DESTROYER



Description: The ARLEIGH BURKE Flight IIA Class Guided Missile Destroyer is 471 feet long and displaces 9,300 tons (full load). It is armed with a Vertical Launching System accommodating 96 missiles, including TOMAHAWK, SM-2 and ASROC. Prime features include the SPY-1D and SPS-67(V)3 radars, SQS-53C sonar, three MK-99 illuminators, 5"/54 rapid fire gun with SEAFIRE fire control system, SLQ-32 Electronic Warfare System and decoy launchers, and 6 torpedo tubes in 2 triple mounts. The ship also carries two LAMPS (Light Airborne Multi-Purpose System) Mk III helicopters. The DDG-51 is powered by four General Electric LM2500 gas turbines, which can drive the ship in excess of 31 knots. The lead ship was awarded to Bath Iron Works, Bath, ME in FY 1985. Ingalls Shipbuilding Division of Pascagoula, MS has also been awarded contracts for follow-on ships. FY 2005 funded the last new construction of DDG-51 destroyers.

Mission: The DDG-51 Class ships operate defensively and offensively as units of Carrier Battle Groups and Surface Action Groups, in support of Underway Replenishment Groups and the Marine Amphibious Task Force in multi-threat environments that include air, surface, and subsurface threats.

FY 2007 Program: FY 2007 funds support program completion efforts.

**Program Acquisition Costs
(\$ Millions)**

	<u>FY 2005</u>		<u>FY 2006</u>		<u>FY 2007</u>	
	<u>(Qty)</u>	<u>Amt</u>	<u>(Qty)</u>	<u>Amt</u>	<u>(Qty)</u>	<u>Amt</u>
Procurement	(3)	3,556.6	(-)	146.9	(-)	355.8
TOTAL	(3)	3,556.6	(-)	146.9	(-)	355.8

**VESSEL PROGRAMS
NAVY**

LITTORAL COMBAT SHIP



Description: The Littoral Combat Ship (LCS) is to be a fast, agile, and stealthy surface combatant capable of operating in support of anti-access missions against asymmetric threats in the littorals. It will be the first Navy ship to separate capability from hull form and provide a robust, affordable, focused-mission warship to enhance the Navy's ability to establish sea superiority. A networked, lethal, small, fast, stealthy, and highly maneuverable ship, LCS will be capable of employing manned and unmanned mission modules to counter some of the most challenging anti-access threats our naval forces may encounter close to shore—mines, quiet diesel submarines and swarming small boats. The contractors for the first two LCS ships are Lockheed Martin and General Dynamics. The Lockheed Martin ship is being built at Marinette Marine, Marinette, WI. The General Dynamics ship is being built at Austal, USA in Mobile, AL.

Mission: Primary missions include prosecution of small boats, mine counter-measures, littoral anti-submarine warfare (ASW). Secondary missions include: intelligence, surveillance and reconnaissance.

FY 2007 Program: The budget supports construction of two LCS ships in FY 2007.

**Program Acquisition Costs
(\$ Millions)**

	FY 2005		FY 2006		FY 2007	
	(Qty)	Amt	(Qty)	Amt	(Qty)	Amt
Procurement	(-)	-	(2)	440.0	(2)	520.7
RDT&E (ship construction)	(1)	223.0	(1)	275.0		100.0
RDT&E (Other)		<u>227.8</u>		<u>299.0</u>		<u>219.7</u>
TOTAL	(1)	450.8	(3)	1,014.0	(2)	840.4

**VESSEL PROGRAMS
NAVY**

LPD-17 SAN ANTONIO CLASS AMPHIBIOUS TRANSPORT DOCK



Description: The SAN ANTONIO Class Amphibious Transport Dock ships are functional replacements for 41 ships of four classes of amphibious ships. The LPD 17 design includes systems configurations that reduce operating and support costs and facilitate operational performance improvements. System engineering and integration efforts have developed further reductions in life cycle costs and integrated performance upgrades in a rapid, affordable manner. Improvements include composite masts, advanced sensors, advanced computers, advanced command and control software, advanced information systems technologies, and ship based logistics concepts. The contractor is Northrop Grumman Ship Systems.

Mission: The LPD-17 class ships embark, transport, and land elements of Marine landing forces in an amphibious assault by helicopters, landing craft, and amphibious vehicles. As tactics, techniques, and tools for naval expeditionary warfare continue to evolve, the LPD-17 class configuration must have the flexibility to respond to this evolutionary process, since these ships are expected to be in service until almost 2050.

FY 2007 Program: The budget supports long lead time material, Government Furnished Equipment (GFE), and planning activities for the LPD-17 in FY 2007.

**Program Acquisition Costs
(\$ Millions)**

	<u>FY 2005</u>		<u>FY 2006</u>		<u>FY 2007</u>	
	<u>(Qty)</u>	<u>Amt</u>	<u>(Qty)</u>	<u>Amt</u>	<u>(Qty)</u>	<u>Amt</u>
Procurement	(1)	1,226.5	(1)	1,326.1		297.5
TOTAL	(1)	1,226.5	(1)	1,326.1		297.5

**VESSEL PROGRAMS
NAVY**

VIRGINIA CLASS SUBMARINE



Description: The Virginia class is the next-generation of attack submarines and will provide the Navy with the capabilities to maintain undersea supremacy in the 21st century. Virginia class submarines are able to attack targets ashore with Tomahawk cruise missiles and conduct covert long-term surveillance of land areas, littoral waters or other sea-based forces. The contractors are Electric Boat Division of General Dynamics, Groton, CT and Newport News Shipbuilding, Newport News, VA.

Mission: The Virginia class operational missions will include: surveillance, strike warfare, mine countermeasures, and anti-submarine warfare.

FY 2007 Program: FY 2007 funds the fourth ship of the FY 2004-FY 2008 multiyear procurement.

**Program Acquisition Costs
(\$ Millions)**

	<u>FY 2005</u>		<u>FY 2006</u>		<u>FY 2007</u>	
	<u>(Qty)</u>	<u>Amt</u>	<u>(Qty)</u>	<u>Amt</u>	<u>(Qty)</u>	<u>Amt</u>
Procurement	(1)	2,570.5	(1)	2,367.7	(1)	2,452.1
RDT&E		<u>156.8</u>		<u>175.6</u>		<u>169.6</u>
TOTAL	(1)	2,727.3	(1)	2,543.3	(1)	2,621.7

**VESSEL PROGRAMS
NAVY**

CVN REFUELING COMPLEX OVERHAUL (RCOH)



Description: The CVN Refueling Complex Overhaul program is a program to refuel and upgrade Nimitz class aircraft carriers at about their mid-life of 25 years. The refueling and upgrades will provide for reliable operations during the remaining ship life using only the normal maintenance cycle. The contractor is Northrop-Grumman, Newport News, VA.

Mission: Nuclear aircraft carriers support and operate aircraft to engage in attacks on targets afloat and ashore which threaten our use of the sea and to engage in sustained operations in support of other forces.

FY 2007 Program: The budget continues the split funding of the CVN-70 RCOH, FY 2006 – FY 2007.

**Program Acquisition Costs
(\$ Millions)**

	<u>FY 2005</u>		<u>FY 2006</u>		<u>FY 2007</u>	
	<u>(Qty)</u>	<u>Amt</u>	<u>(Qty)</u>	<u>Amt</u>	<u>(Qty)</u>	<u>Amt</u>
Procurement	(-)	331.5	(1)	1,317.6	(-)	1,071.6
TOTAL	(-)	331.5	(1)	1,317.6	(-)	1,071.6

**VESSEL PROGRAMS
NAVY**

LEWIS AND CLARK CLASS (T-AKE) AUXILIARY DRY CARGO SHIP



Description: The T-AKE will replace the aging fleet of refrigerated cargo and food stores ships (designated AFS Class) and ammunition ships (designated AE Class) in the Navy's Combat Logistics Force. The first four ships were awarded to National Steel and Shipbuilding Company (NASSCO) San Diego, CA.

Mission: The T-AKE class ships will provide a steady stream of ammunition, spare parts and provisions (dry, refrigerated and frozen) to naval forces at sea in its role as a shuttle ship.

FY 2007 Program: The budget supports the procurement of one T-AKE ship in FY 2007.

**Program Acquisition Costs
(\$ Millions)**

	<u>FY 2005</u>		<u>FY 2006</u>		<u>FY 2007</u>	
	<u>(Qty)</u>	<u>Amt</u>	<u>(Qty)</u>	<u>Amt</u>	<u>(Qty)</u>	<u>Amt</u>
Procurement	(2)	767.8	(1)	377.6	(1)	455.0
TOTAL	(2)	767.8	(1)	377.6	(1)	455.0

**VESSEL PROGRAMS
NAVY**

LHA REPLACEMENT



Description: The LHA (Replacement) large deck amphibious assault ship will facilitate forward presence and power projection in support of Seapower 21 operational concepts as an integral part of joint, interagency, and multinational maritime expeditionary forces. It will embark, support, and operate for sustained periods with landing force elements including landing craft, aircraft, and Naval amphibious tactical and administrative organizations for command and control. This longer and wider ship will provide increased aviation capability, vehicle lift, cargo magazine capacity, better survivability, increased habitability standards and greater service life margins.

Mission: The LHA(R) will provide forward presence and power projection, independently and as an integral part of joint, interagency, and multinational maritime expeditionary forces and support Expeditionary StrikeGroup/Marine Expeditionary Unit (ESG/MEU) operations and as part of Marine Expeditionary Brigade (MEB) operations from the seabase. Northrop-Grumman Ship Systems, Ingalls is the contractor.

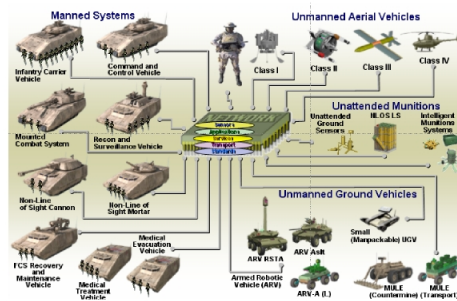
FY 2007 Program: The budget supports the split funding of the lead LHA(R) large deck amphibious assault ship, FY 2007-FY 2008.

**Program Acquisition Costs
(\$ Millions)**

	<u>FY 2005</u>		<u>FY 2006</u>		<u>FY 2007</u>	
	<u>(Qty)</u>	<u>Amt</u>	<u>(Qty)</u>	<u>Amt</u>	<u>(Qty)</u>	<u>Amt</u>
Procurement	(-)	149.3	(-)	148.4	(1)	1,135.9
RDT&E		<u>43.0</u>		<u>21.9</u>		<u>34.5</u>
TOTAL	(-)	192.3	(-)	170.3	(1)	1,170.4

COMBAT VEHICLES
ARMY

FUTURE COMBAT SYSTEM (FCS)



Description: The FCS program is the materiel centerpiece of the Army's future modular force. It consists of 18 systems, the network, and the Soldier (18+1+1). The FCS Brigade Combat Team (BCT) is a family of networked air and ground based maneuver, maneuver support, and sustainment systems that will include manned and unmanned systems. FCS (BCT) is networked by a Battle Command architecture that includes networked communications, sensors, battle command, embedded training, and manned and unmanned reconnaissance and surveillance capabilities. The Boeing Corporation is the Lead System Integrator (LSI) for the FCS program.

Mission: FCS is a networked family of integrated manned and unmanned systems that will serve as the core building block for the future modular force. An FCS BCT will be capable of providing mobile-networked command, control, communication and computer (C4) capabilities; autonomous robotic systems; precision direct and indirect fires; organic sensor platforms; and adverse-weather reconnaissance, surveillance, targeting and acquisition.

FY 2007 Program: The FY 2007 FCS program funds the Continued System, Development and Demonstration (SDD) for the FCS networked system of systems including prototypical platform development, network and software development and testing, and Spin-Out 1 development.

Program Acquisition Costs
(\$ Millions)

	<u>FY 2005</u>	<u>FY 2006</u>	<u>FY 2007</u>
	<u>(Qty)</u> <u>Amt</u>	<u>(Qty)</u> <u>Amt</u>	<u>(Qty)</u> <u>Amt</u>
RDT&E	- 2,504.8	- 3,123.2*	- 3,745.6
TOTAL	- 2,504.8	- 3,123.2*	- 3,745.6

*No Title IX funding for FCS in FY 2006.

**TRACKED COMBAT VEHICLES
ARMY**

M1 ABRAMS TANK UPGRADE



Description: This includes the M1A2 System Enhancement Program (SEP) production and Modification Program for Abrams series tanks and training devices. Upgrades include improved frontal armor, improved side armor, a 120mm gun, a Commander's Independent Thermal Viewer, an Improved Commander's Weapon Station, digitized communications and nuclear, biological and chemical protection. The upgrades also include 2nd generation Forward Looking Infrared sensors, a Phase I under-armor auxiliary power unit (6-Batter Pack), a Thermal Management System, and the AGT 1500 TIGER Engine. The prime contractor is General Dynamics Land Systems of Sterling Heights, MI.

Mission: The mission of the M1 Abrams Tank program is to provide a main battle tank with superior survivability, mobility, firepower, and lethality for U.S. armor forces.

FY 2007 Program: The FY 2007 budget continues to procure and field M1A2SEPs for the 1st Armored Division (AD), Ft. Bliss, TX, completes M1A2SEP fielding to the 3rd Armored Cavalry Division (ACR), Ft. Hood, TX, procures M1A1AIM Tanks in support of Army Modularity, and procurement of TIGER Engines for the Abrams Fleet.

**Program Acquisition Costs
(\$ Millions)**

	FY 2005		FY 2006*		FY 2007	
	(Qty)	Amt	(Qty)	Amt	(Qty)	Amt
PROCUREMENT	(104)	709.3	(-)	448.1	(23)	536.6
RDT&E		<u>15.2</u>		<u>12.0</u>		<u>12.5</u>
TOTAL		724.5		460.1		549.1

* FY 2006 production includes \$252.7 million provided by Title IX of the FY 2006 DoD Appropriations Act.

**COMBAT VEHICLES
ARMY**

STRYKER FAMILY OF ARMORED VEHICLES



Description: Stryker is a full-time four-wheel drive, selective eight-wheel drive, armored vehicle weighing approximately 19 tons. It can reach speeds of 62 mph on the highway and has a maximum range of 312 miles. The vehicles have armor that protects its two-man crew and passengers from machine gun fire, mortar and artillery fragments. General Dynamics Land Systems produces the Stryker light armored vehicle series. Stryker configurations include Reconnaissance; Anti-Tank; Nuclear, Biological, Chemical, and Radiological Vehicle; Guided Missile; and Medical Evacuation vehicle variants, as well as carriers for Mortars, Engineering Squads, Command Groups, and Fire Support Teams. The Mobile Gun System variant consists of a General Dynamics Land System cannon.

Mission: The Stryker program provides a medium weight fighting vehicle with enhanced mobility, lethality, survivability and sustainability to meet the Army's transformation strategy in support of the Army's new vision of full spectrum dominance and strategic mobility.

FY 2007 Program: In FY 2007 continues to procure vehicles and associated support and equipment for the 7th Stryker Brigade, in addition to procuring vehicles and support equipment to replace battle losses and to support non-Stryker Brigade Combat Team Stryker missions.

**Program Acquisition Costs
(\$ Millions)**

	FY 2005		FY 2006*		FY2007	
	(Qty)	Amt	(Qty)	Amt	(Qty)	Amt
Procurement	(575)	1,434.0	(340)	1,049.4	(100)	796.0
RDT&E		<u>49.7</u>		<u>26.7</u>		<u>13.2</u>
Total	(575)	1,483.7	(340)	1,076.1	(100)	809.2

* FY 2006 production includes \$180.0 million provided by Title IX of the FY 2006 DoD Appropriations Act.

**GROUND PROGRAMS
MARINE CORPS**

EXPEDITIONARY FIGHTING VEHICLE



Description: The Expeditionary Fighting Vehicle (EFV) is a keystone for the Marine Corps Expeditionary Maneuver Warfare (EMW) and Ship-to-Objective Maneuver (STOM) warfighting concepts. It represents the Marine Corps' primary means of tactical mobility for the Marine Rifle Squad during the conduct of amphibious operations and subsequent ground combat operations ashore. The EFV provides the MAGTF/ESG with increased operational tempo, survivability and lethality throughout the battlespace and across the spectrum of conflict. The EFV is a replacement for the current Amphibious Assault Vehicle (AAV) which was originally fielded in 1972. The lead contractor for EFV is General Dynamics of Woodbridge, Virginia.

Mission: The EFV is a self-deploying, high-water-speed, armored amphibious vehicle that provides high speed transport of embarked Marine infantry from ships located beyond the horizon to inland objectives. The EFV provides armor protected land mobility and direct fire support during combat operations.

FY 2007 Program: A total of 15 Low Rate Initial Production EFVs are being requested for \$256.2 million, to include \$25.6 million of Advance Procurement funding for FY 2008 vehicles. Also, \$188.3 million is requested to continue design development and enhancements and survivability programs.

**Program Acquisition Costs
(\$ Millions)**

	FY 2005		FY 2006		FY 2007	
	(Qty)	Amt	(Qty)	Amt	(Qty)	Amt
Procurement	(-)	52.5	(-)	28.7	(15)	256.2
RDT&E		<u>239.2</u>		<u>249.7</u>		<u>188.3</u>
TOTAL	(-)	291.7	(-)	278.4	(15)	444.5

**SPACE PROGRAMS
NAVY**

MOBILE USER OBJECTIVE SATELLITE SYSTEM (MUOS)



Description: The mobile USER Objective System (MUOS) is the next generation DoD advanced narrow band communications satellite constellation. The Risk Reduction and Design Development Contract was awarded to Lockheed Martin Space Systems, Sunnyvale, California in September 2004. Lockheed's principal sub-contractor is General Dynamics, Scottsdale, Arizona. The first satellite launch is scheduled for FY 2010.

Mission: This program satisfies narrow-band communications requirements.

FY 2007 Program: The FY 2007 budget provides funding to continue system development and risk reduction including beginning work on the spacecraft engineering development models.

**Program Acquisition Costs
(\$ Millions)**

	FY 2005		FY 2006		FY 2007	
	(Qty)	Amt	(Qty)	Amt	(Qty)	Amt
Procurement		-		-		-
RD&E		<u>375.2</u>		<u>462.7</u>		<u>665.3</u>
TOTAL		375.2		462.7		665.3

**SPACE PROGRAMS
AIR FORCE**

ADVANCED EXTREMELY HIGH FREQUENCY SATELLITE



Description: The Advanced Extremely High Frequency (AEHF) Satellite is a constellation of communications satellites that will replenish the existing EHF system (MILSTAR) at a much higher capacity and data rate capability. The AEHF constellation will provide survivable, anti-jam, worldwide secure communications for the strategic and tactical warfighter. The first satellite is expected to launch in 2008 aboard an intermediate sized variant of the Evolved Expendable Launch Vehicle (EELV). The prime contractors for the AEHF Program are Lockheed Martin Space Systems, Sunnyvale, California and Northrop Grumman, Redondo Beach, California.

Mission: The Advanced EHF Satellite will provide the Department with secure, survivable worldwide communications. It will support both strategic and tactical users and be backward compatible with the MILSTAR communication system.

FY 2007 Program: The FY 2007 budget will provide funding to continue the assembly and integration of the first two satellites and continue the development of the ground control system.

**Program Acquisition Costs
(\$ Millions)**

	FY 2005		FY 2006		FY 2007	
	(Qty)	Amt	(Qty)	Amt	(Qty)	Amt
Procurement	(AP)	78.2	(1)	521.3	(-)	-
RDT&E		<u>607.3</u>		<u>655.8</u>		<u>633.3</u>
TOTAL		685.5	(1)	1,177.1	(-)	633.3

**SPACE PROGRAMS
AIR FORCE**

EVOLVED EXPENDABLE LAUNCH VEHICLE (EELV)



Description: EELV is replacing the current families of Delta, Atlas, and Titan expendable launch vehicles with a new, lower cost program for the acquisition of space launch services for FY 2002 and subsequent years. The goal of EELV is to significantly reduce launch costs over current systems by redesigning launch hardware and ground processing facilities and by introducing commercial business practices. The Air Force and two EELV contractors (Boeing, Huntington Beach, California, and Lockheed Martin, Denver, Colorado) have shared the cost of developing EELV.

Mission: EELV provides the DoD, the NRO, and other government and commercial purchasers of launch services with low cost, highly reliable access to space for medium to heavy lift class of satellites.

FY 2007 Program: The FY 2007 budget provides funding for the procurement of 4 launch vehicles and associated launch services and support activities. These vehicles are planned to launch payloads to orbit in FY 2009.

**Program Acquisition Costs
(\$ Millions)**

	FY 2005		FY 2006		FY 2007	
	(Qty)	Amt	(Qty)	Amt	(Qty)	Amt
Procurement	(2)	414.0	(4)	773.2	(4)	936.5
RDT&E		<u>21.0</u>		<u>25.7</u>		<u>18.5</u>
TOTAL	(2)	435.0	(4)	798.9	(4)	955.0

**SPACE PROGRAMS
AIR FORCE**

MEDIUM LAUNCH VEHICLES (MLV)



Description: Provides for procurement and launch of Medium Launch Vehicles (MLVs) for use in launching medium weight satellites into orbit. The prime contractor for the Delta MLV is Boeing, Huntington Beach, California. The prime contractor for the Atlas MLV is Lockheed Martin, Denver, Colorado.

Mission: The Delta MLV launches NAVSTAR Global Positioning System satellites. The Atlas MLV launches National Reconnaissance Office payloads to orbit.

FY 2007 Program: The FY 2007 budget provides funding for launch vehicle and launch pad support as the final Air Force procured Delta II launch vehicles fly out.

**Program Acquisition Costs
(\$ Millions)**

	FY 2005		FY 2006		FY 2007	
	(Qty)	Amt	(Qty)	Amt	(Qty)	Amt
Procurement		82.1		109.4		102.0
RDT&E		—		—		—
TOTAL		82.1		109.4		102.0

**SPACE PROGRAMS
AIR FORCE**

NAVSTAR GLOBAL POSITIONING SYSTEM (NAVSTAR GPS)



Description: The NAVSTAR Global Positioning System (NAVSTAR GPS) provides a global, three-dimensional positioning, velocity and time information system for aircraft, artillery, ships, tanks and other weapons delivery systems. Boeing, Seal Beach, California, manufactured the 28 Block II/IIA satellites, the last of which was launched in November 1997. Prime contractor for the 21 Block IIR satellites is Lockheed Martin, Valley Forge, Pennsylvania. Boeing, Seal Beach, California, is manufacturing the Block IIF satellite variant which possesses increased anti-jam capabilities over the Block IIR satellites. The fully operational GPS constellation consists of 24 satellites in orbit at all time.

The budget includes funds to modernize the GPS constellation. The last 8 Block IIR satellites will incorporate a second civil signal as well as a new military signal. All Block IIF satellites will include a second and third civil signal and the new military signal.

Mission: To provide a global system of satellites for navigation and position locating purposes.

FY 2007 Program: The FY 2007 budget provides procurement funding for satellite launch and integration and development funding for the continued development of the GPS constellation Operational Control System as well as development funding for the GPS III satellite variant, the next generation in precision satellite navigation.

**Program Acquisition Costs
(\$ Millions)**

	FY 2005		FY 2006		FY 2007	
	(Qty)	Amt	(Qty)	Amt	(Qty)	Amt
Procurement	(3)	327.4	(3)	313.1	(-)	140.4
RDT&E		<u>162.0</u>		<u>270.0</u>		<u>493.1</u>
TOTAL	(3)	489.4	(3)	583.1	(-)	633.5

**SPACE PROGRAMS
AIR FORCE**

SPACE BASED INFRARED SYSTEM (SBIRS) - HIGH



Description: The SBIRS – High system will field a constellation of four satellites in geosynchronous orbit (GEO) and two satellites in highly elliptical orbit (HEO) to provide initial warning of a ballistic missile attack against the United States, its deployed forces, or its allies. SBIRS High will support National Missile Defense and will also be used to collect a variety of technical intelligence. The High segment, which will replace the Defense Support Program (DSP), entered Engineering and Manufacturing Development (E&MD) in October 1996. SBIRS High will be launched with a medium variant Evolved Expendable Launch Vehicle (EELV). Lockheed Martin, Sunnyvale, California, is the prime contractor for SBIRS High. The first launch of SBIRS High is scheduled for FY 2009.

Mission: SBIRS High will use new technologies to enhance detection and improve reporting of strategic and tactical ballistic missile launches.

FY 2007 Program: The FY 2007 budget provides funding to continue the assembly, integration, and testing of the first two SBIRS GEO satellites.

**Program Acquisition Costs
(\$ Millions)**

	FY 2005		FY 2006		FY 2007	
	(Qty)	Amt	(Qty)	Amt	(Qty)	Amt
Procurement		-		-		-
RDT&E		<u>587.1</u>		<u>696.6</u>		<u>668.9</u>
TOTAL		587.1		696.6		668.9

**SPACE PROGRAMS
AIR FORCE**

TRANSFORMATIONAL SATELLITE COMMUNICATIONS (TSAT)



Description: The TSAT system is critical to the transformation of the warfighters' information capabilities. It will replace the Advanced Extremely High Frequency Satellite Communication System and provide secure, survivable, anti-jam communications for strategic and tactical users. The Risk Reduction & System Definition contractors are Lockheed Martin Space Systems, Sunnyvale, California and Boeing, El Segundo, California. The first satellite is currently planned to launch in FY 2014.

Mission: The TSAT system will provide the Department with secure, survivable worldwide communications using internet protocol packet switching and laser technologies.

FY 2007 Program: The FY 2007 budget will provide funding to continue early system development and definition, along with technology risk reduction efforts.

**Program Acquisition Costs
(\$ Millions)**

	<u>FY 2005</u>		<u>FY 2006</u>		<u>FY 2007</u>	
	<u>(Qty)</u>	<u>Amt</u>	<u>(Qty)</u>	<u>Amt</u>	<u>(Qty)</u>	<u>Amt</u>
Procurement		-		-		-
RDT&E		<u>443.9</u>		<u>429.2</u>		<u>867.1</u>
TOTAL		443.9		429.2		867.1

**SPACE PROGRAMS
AIR FORCE**

SPACE RADAR SYSTEM



Description: The Space Radar System is envisioned as a persistent, global, situational awareness system, part of a horizontally integrated Department-wide and national system of systems. Northrop Grumman, Redondo Beach, California and Lockheed Martin Space Systems, Sunnyvale, California are the Concept Development contractors. The first satellite launch of the system is currently planned to occur in FY 2015.

Mission: The Space Radar is a new system of satellites that will provide persistent all weather worldwide surveillance.

FY 2007 Program: The FY 2007 budget provides funding for continued system development and risk reduction efforts.

**Program Acquisition Costs
(\$ Millions)**

	FY 2005		FY 2006		FY 2007	
	(Qty)	Amt	(Qty)	Amt	(Qty)	Amt
Procurement		-		-		-
RDT&E		<u>67.8</u>		<u>98.3</u>		<u>266.4</u>
TOTAL		67.8		98.3		266.4

**SPACE PROGRAMS
AIR FORCE**

WIDEBAND GAFILLER SATELLITE



Description: The Wideband Gapfiller Satellite (WGS) is a constellation of communications satellites that will provide the Department with high data rate satellite communications services. The program was conceived to augment the near term "bandwidth gap" in warfighter communication needs. The first satellite is expected to launch in calendar year 2006 with subsequent launches (5 total) occurring through 2010. The satellites will be launched with an intermediate sized variant of the Evolved Expendable Launch Vehicle (EELV). The prime contractor for the WGS Program is Boeing Space Systems, El Segundo, California. Principal subcontractors are Harris Corporation, Colorado Springs, Colorado, and ITT Industries, Colorado Springs, Colorado.

Mission: The Wideband Gapfiller Satellite system will augment the Department's Interim Wideband System consisting of the Defense Satellite Communications System (DSCS) and the Global Broadcast Service (GBS). Additionally, WGS will provide a new two-way Ka-band service.

FY 2007 Program: The FY 2007 budget provides funding for the procurement of one WGS satellite, the fourth of the constellation.

**Program Acquisition Costs
(\$ Millions)**

	FY 2005		FY 2006		FY 2007	
	(Qty)	Amt	(Qty)	Amt	(Qty)	Amt
Procurement		35.4	(AP)	72.0	(1)	414.4
RDT&E		54.4		92.3		37.7
TOTAL		89.8		164.3	(1)	452.1

**OTHER PROGRAMS
ARMY**

FAMILY OF HEAVY TACTICAL VEHICLES



Description: The Family of Heavy Tactical Vehicles (FHTV) consists of the Palletized Load System (PLS), the Heavy Expanded Mobility Tactical Truck (HEMTT), the Movement Tracking System (MTS), and the Forward Repair System (FRS). The PLS consists of a 16.5-ton tactical vehicle composed of a truck (10x10 with central tire inflation system (CTIS)) with integral self load/unload capability, 16.5-ton companion trailer, and demountable cargo beds (flatracks). The HEMTT is a 10-ton vehicle (8x8) which comes in five configurations (M977-Cargo w/Crane, M978-2500 gallon Fuel Tanker, M983-Tractor, M9841A1-Wrecker, M985-Cargo w/Heavy Crane, and M1120-Load Handling System (LHS)). The FRS is a mobile maintenance platform that mounts on a PLS or HEMTT. Oshkosh Truck Corporation of Oshkosh, WI is the prime contractor for FHTV.

Mission: The Family of Heavy Tactical Vehicles (FHTV) is used in line haul, local haul, unit resupply, and other missions throughout the tactical environment to support modern and highly mobile combat units. The PLS is a key transportation component of the Maneuver Ammunition Distribution System. It is assigned to self-propelled artillery units, Forward Support Battalions, and selected ammunition and transportation companies. The HEMTT provides resupply for combat vehicles, helicopters, and missile systems in combat support units across all tactical mobility levels.

FY 2007 Program: The FY 2007 program is a continuation of the FY 2006 program.

**Program Acquisition Costs
(\$ Millions)**

	FY 2005		FY 2006*		FY 2007	
	(Qty)	Amt	(Qty)	Amt	(Qty)	Amt
Procurement		612.4		734.9		353.2
RDT&E		<u>13.9</u>		<u>3.4</u>		<u>-</u>
TOTAL		626.3		738.3		353.2

* FY 2006 production includes \$510.0 million provided by Title IX of the FY 2006 DoD Appropriations Act.

**OTHER PROGRAMS
ARMY**

FAMILY OF MEDIUM TACTICAL VEHICLES (FMTV)



Description: The FMTV is a family of diesel powered trucks in the 2 1/2 ton (4x4) and 5 ton (6x6) payload classes that will modernize and improve the existing medium-tactical wheeled vehicle fleet. This Non-Developmental Item (NDI) procurement capitalizes on current state of the art automotive technology including a diesel engine, automatic transmission, and central tire inflation system (CTIS). The FMTV consists of multiple body styles: cargo, wrecker, dump, tractor, airdrop, etc. The FMTV with its enhanced mobility, state of the art components, and logistics commonality between Light (4x4 LMTV) and Medium (6x6 MTV) will improve unit operational capabilities and reduce Operation and Support (O&S) costs. The prime contractor is Stewart and Stevenson, Inc. in Sealy, TX.

Mission: The FMTV's numerous models perform a wide variety of missions including cargo transport (cargo model), vehicle recovery operations (wrecker), construction (dump), line haul (tractor), and airdrop missions (Low Velocity Air Drop (LVAD) model). FMTVs provide combat support and combat service support unit missions as well as civil disaster relief.

FY 2007 Program: FY 2007 procures trucks and trailers via the 5th program year of the five-year multiyear contract that was awarded in FY 2003.

Program Acquisition Costs (\$ Millions)						
	FY 2005		FY 2006*		FY 2007	
	(Qty)	Amt	(Qty)	Amt	(Qty)	Amt
Procurement	(6,196)	1,081.2	(1,986)	486.5	(3,988)	695.1
RDT&E		<u>12.5</u>		<u>16.4</u>		<u>1.9</u>
Total		1,093.7		502.9		697.0

* FY 2006 production includes \$45.0 million provided by Title IX of the FY 2006 DoD Appropriations Act.

**OTHER PROGRAMS
ARMY**

HIGH MOBILITY MULTIPURPOSE WHEELED VEHICLE (HMMWV)



Description: The High Mobility Multi-purpose Wheeled Vehicle (HMMWV) is a light, highly mobile, diesel powered, air transportable and air droppable, 4-wheel drive tactical vehicle. The HMMWV can be configured through the use of common components and kits to become a cargo/troop carrier, armament carrier, shelter carrier, ambulance, and TOW and Stinger weapons carrier. The prime contractor is AM General of Mishawaka, IN.

Mission: The HMMWV fulfills specific missions by serving as the platform for several weapon systems. The HMMWV provides for a partially armored (Up-armored) vehicle for scout and military police missions.

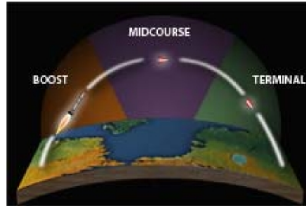
FY 2007 Program: The Army will procure 3,091 HMMWVs.

	Program Acquisition Costs (\$ Millions)					
	FY 2005		FY 2006*		FY 2007	
	(Qty)	Amt	(Qty)	Amt	(Qty)	Amt
Procurement	(5,850)	938.7	(2,173)	391.3	(3,091)	582.6
TOTAL		938.7		461.3		582.6

* FY 2006 production includes \$70.0 million provided by Title IX of the FY 2006 DoD Appropriations Act.

**OTHER PROGRAMS
DOD-WIDE/JOINT**

MISSILE DEFENSE



Description: A multi-layer, multifaceted program designed to protect the United States, our Allies and deployed forces from missile attack. The program is managed as one system that will explore concepts and eventually develop and field air, sea, ground, and space systems that will intercept any range of threat in the boost, midcourse or terminal phases of flight trajectory. Major systems include Ground Based Midcourse (formerly National Missile Defense), Airborne Laser, Sea Based Midcourse (formerly Navy Theater Wide), Theater High Altitude Area Defense (THAAD), PATRIOT PAC-3 and Space Tracking and Surveillance System (formerly Space Based Infra-Red System - Low (SBIRS-L)). Contractors include Boeing, Lockheed Martin, and Raytheon.

Mission: To conduct research and development of defensive technologies and related systems that may enable the destruction of ballistic missiles and warheads in flight; and to develop and field systems that protect the U.S. as well as allied forces from a missile attack.

FY 2007 Program: Continues development and fielding of a multi-layer defense system.

**Program Acquisition Costs
(\$ Millions)**

	FY 2005		FY 2006		FY 2007	
	(Qty)	Amt	(Qty)	Amt	(Qty)	Amt
RDT&E (MDA)						
BMD Technologies		224.0		149.3		206.7
Adv Concepts/Special Programs		167.0		274.9		374.5
BMD Terminal Defense		914.1		1,139.8		1,038.3
BMD Midcourse Defense		4,467.7		2,442.2		2,877.0
AEGBIS BMD		-		915.7		1,031.9
BMD Boost Defense		472.5		471.7		631.6
BMD Sensors		567.2		278.2		514.5
Space Tracking and Surveillance		-		231.5		390.6

DOD-WIDE/JOINT

MISSILE DEFENSE

	<u>FY 2005</u>		<u>FY 2006</u>		<u>FY 2007</u>	
	<u>(Qty)</u>	<u>Amt</u>	<u>(Qty)</u>	<u>Amt</u>	<u>(Qty)</u>	<u>Amt</u>
BMD System Interceptors		272.1		209.3		405.5
BMD Test and Targets		697.8		608.7		591.9
Other Programs		<u>1,044.3</u>		<u>960.7</u>		<u>1,247.9</u>
Subtotal		8,826.7		7,682.0		9,310.4
RDT&E (Army)						
PATRIOT/MEADS		311.7		288.8		329.6
PATRIOT Improvement		<u>32.1</u>		<u>16.2</u>		<u>10.8</u>
Subtotal		343.8		305.0		340.1
RDT&E (The Joint Staff)						
JTAMDO		86.4		80.7		54.6
Procurement (Army)						
PATRIOT PAC-3	(108)	470.0	(108)	483.3	(108)	489.1
PATRIOT Mods		<u>66.3</u>		<u>76.4</u>		<u>69.9</u>
Subtotal	(108)	536.3	(108)	559.7	(108)	559.0
O&S (Army, Navy, Air Force)		<u>88.2</u>		<u>111.7</u>		<u>137.7</u>
TOTAL		9,881.4		8,739.1		10,401.8

**OTHER PROGRAMS
DOD-WIDE/JOINT**

CHEMICAL DEMILITARIZATION



Description: The Chemical Demilitarization (Chem Demil) program includes both an acquisition and an operational component with the goal of destroying a variety of chemical warfare agents residing in weapons (all-up-rounds), storage containers, as well as destruction of former chemical weapons production facilities. The programs schedule and funding has been driven by the requirement to eliminate the existing stockpile and associated components within the framework of the Chemical Weapons Convention (CWC) treaty.

Mission: There are three specific missions under the Chem Demil program: 1) Disposal of chemical agents and weapons using incineration technology at Anniston, AL; Pine Bluff, AR; Umatilla, OR; and Tooele; 2) Develop alternative approaches to baseline incineration treatment for disposal of a portion of the nation's stored chemical weapons; and 3) safe storage of the nation's chemical weapon stockpile pending its ultimate destruction.

FY 2007 Program: The FY 2007 Budget adds \$1.2 billion for FY 2007-2011. This increase is primarily associated with funding the construction and development efforts at the two pilot facilities located in Pueblo, CL and Anniston, AL. Both these sites will use alternative technologies to incineration.

**Program Acquisition Costs
(\$ Millions)**

	FY 2005		FY 2006		FY 2007	
	(Qty)	Amt	(Qty)	Amt	(Qty)	Amt
CAMD	-	1,371.9	-	1,387.0	-	1,277.0
MILCON	-	81.9	-	-	-	131.0
TOTAL		1,453.8		1,387.0		1,408.0