



# Code of Federal Regulations

---

## 40

**Part 63 (§§ 63.600 to 63.1199)**

Revised as of July 1, 2007

### **Protection of Environment**

---

Containing a codification of documents  
of general applicability and future effect

As of July 1, 2007

*With Ancillaries*

Published by  
Office of the Federal Register  
National Archives and Records  
Administration

A Special Edition of the Federal Register

## U.S. GOVERNMENT OFFICIAL EDITION NOTICE



### Legal Status and Use of Seals and Logos

The seal of the National Archives and Records Administration (NARA) authenticates the Code of Federal Regulations (CFR) as the official codification of Federal regulations established under the Federal Register Act. Under the provisions of 44 U.S.C. 1507, the contents of the CFR, a special edition of the Federal Register, shall be judicially noticed. The CFR is prima facie evidence of the original documents published in the Federal Register (44 U.S.C. 1510).

It is prohibited to use NARA's official seal and the stylized Code of Federal Regulations logo on any republication of this material without the express, written permission of the Archivist of the United States or the Archivist's designee. Any person using NARA's official seals and logos in a manner inconsistent with the provisions of 36 CFR part 1200 is subject to the penalties specified in 18 U.S.C. 506, 701, and 1017.

### Use of ISBN Prefix

This is the Official U.S. Government edition of this publication and is herein identified to certify its authenticity. Use of the 0-16 ISBN prefix is for U.S. Government Printing Office Official Editions only. The Superintendent of Documents of the U.S. Government Printing Office requests that any reprinted edition clearly be labeled as a copy of the authentic work with a new ISBN.



U.S. GOVERNMENT PRINTING OFFICE

U.S. Superintendent of Documents • Washington, DC 20402-0001

<http://bookstore.gpo.gov>

Phone: toll-free (866) 512-1800; DC area (202) 512-1800

# Table of Contents

	<i>Page</i>
Explanation .....	v
Title 40:	
Chapter I—Environmental Protection Agency (Continued) .....	3
Finding Aids:	
Material Approved for Incorporation by Reference .....	603
Table of CFR Titles and Chapters .....	605
Alphabetical List of Agencies Appearing in the CFR .....	623
List of CFR Sections Affected .....	633

---

*Cite this Code:*   CFR

*To cite the regulations in  
this volume use title,  
part and section num-  
ber. Thus, 40 CFR  
63.600 refers to title 40,  
part 63, section 600.*

---

## Explanation

The Code of Federal Regulations is a codification of the general and permanent rules published in the Federal Register by the Executive departments and agencies of the Federal Government. The Code is divided into 50 titles which represent broad areas subject to Federal regulation. Each title is divided into chapters which usually bear the name of the issuing agency. Each chapter is further subdivided into parts covering specific regulatory areas.

Each volume of the Code is revised at least once each calendar year and issued on a quarterly basis approximately as follows:

Title 1 through Title 16.....	as of January 1
Title 17 through Title 27.....	as of April 1
Title 28 through Title 41.....	as of July 1
Title 42 through Title 50.....	as of October 1

The appropriate revision date is printed on the cover of each volume.

### LEGAL STATUS

The contents of the Federal Register are required to be judicially noticed (44 U.S.C. 1507). The Code of Federal Regulations is prima facie evidence of the text of the original documents (44 U.S.C. 1510).

### HOW TO USE THE CODE OF FEDERAL REGULATIONS

The Code of Federal Regulations is kept up to date by the individual issues of the Federal Register. These two publications must be used together to determine the latest version of any given rule.

To determine whether a Code volume has been amended since its revision date (in this case, July 1, 2007), consult the “List of CFR Sections Affected (LSA),” which is issued monthly, and the “Cumulative List of Parts Affected,” which appears in the Reader Aids section of the daily Federal Register. These two lists will identify the Federal Register page number of the latest amendment of any given rule.

### EFFECTIVE AND EXPIRATION DATES

Each volume of the Code contains amendments published in the Federal Register since the last revision of that volume of the Code. Source citations for the regulations are referred to by volume number and page number of the Federal Register and date of publication. Publication dates and effective dates are usually not the same and care must be exercised by the user in determining the actual effective date. In instances where the effective date is beyond the cut-off date for the Code a note has been inserted to reflect the future effective date. In those instances where a regulation published in the Federal Register states a date certain for expiration, an appropriate note will be inserted following the text.

### OMB CONTROL NUMBERS

The Paperwork Reduction Act of 1980 (Pub. L. 96-511) requires Federal agencies to display an OMB control number with their information collection request.

Many agencies have begun publishing numerous OMB control numbers as amendments to existing regulations in the CFR. These OMB numbers are placed as close as possible to the applicable recordkeeping or reporting requirements.

#### OBSOLETE PROVISIONS

Provisions that become obsolete before the revision date stated on the cover of each volume are not carried. Code users may find the text of provisions in effect on a given date in the past by using the appropriate numerical list of sections affected. For the period before January 1, 2001, consult either the List of CFR Sections Affected, 1949–1963, 1964–1972, 1973–1985, or 1986–2000, published in 11 separate volumes. For the period beginning January 1, 2001, a “List of CFR Sections Affected” is published at the end of each CFR volume.

#### INCORPORATION BY REFERENCE

*What is incorporation by reference?* Incorporation by reference was established by statute and allows Federal agencies to meet the requirement to publish regulations in the Federal Register by referring to materials already published elsewhere. For an incorporation to be valid, the Director of the Federal Register must approve it. The legal effect of incorporation by reference is that the material is treated as if it were published in full in the Federal Register (5 U.S.C. 552(a)). This material, like any other properly issued regulation, has the force of law.

*What is a proper incorporation by reference?* The Director of the Federal Register will approve an incorporation by reference only when the requirements of 1 CFR part 51 are met. Some of the elements on which approval is based are:

- (a) The incorporation will substantially reduce the volume of material published in the Federal Register.
- (b) The matter incorporated is in fact available to the extent necessary to afford fairness and uniformity in the administrative process.
- (c) The incorporating document is drafted and submitted for publication in accordance with 1 CFR part 51.

Properly approved incorporations by reference in this volume are listed in the Finding Aids at the end of this volume.

*What if the material incorporated by reference cannot be found?* If you have any problem locating or obtaining a copy of material listed in the Finding Aids of this volume as an approved incorporation by reference, please contact the agency that issued the regulation containing that incorporation. If, after contacting the agency, you find the material is not available, please notify the Director of the Federal Register, National Archives and Records Administration, Washington DC 20408, or call 202-741-6010.

#### CFR INDEXES AND TABULAR GUIDES

A subject index to the Code of Federal Regulations is contained in a separate volume, revised annually as of January 1, entitled CFR INDEX AND FINDING AIDS. This volume contains the Parallel Table of Statutory Authorities and Agency Rules (Table I). A list of CFR titles, chapters, and parts and an alphabetical list of agencies publishing in the CFR are also included in this volume.

An index to the text of “Title 3—The President” is carried within that volume.

The Federal Register Index is issued monthly in cumulative form. This index is based on a consolidation of the “Contents” entries in the daily Federal Register.

A List of CFR Sections Affected (LSA) is published monthly, keyed to the revision dates of the 50 CFR titles.

## REPUBLICATION OF MATERIAL

There are no restrictions on the republication of textual material appearing in the Code of Federal Regulations.

## INQUIRIES

For a legal interpretation or explanation of any regulation in this volume, contact the issuing agency. The issuing agency's name appears at the top of odd-numbered pages.

For inquiries concerning CFR reference assistance, call 202-741-6000 or write to the Director, Office of the Federal Register, National Archives and Records Administration, Washington, DC 20408 or e-mail [fedreg.info@nara.gov](mailto:fedreg.info@nara.gov).

## SALES

The Government Printing Office (GPO) processes all sales and distribution of the CFR. For payment by credit card, call toll-free, 866-512-1800 or DC area, 202-512-1800, M-F, 8 a.m. to 4 p.m. e.s.t. or fax your order to 202-512-2250, 24 hours a day. For payment by check, write to the Superintendent of Documents, Attn: New Orders, P.O. Box 371954, Pittsburgh, PA 15250-7954. For GPO Customer Service call 202-512-1803.

## ELECTRONIC SERVICES

The full text of the Code of Federal Regulations, the LSA (List of CFR Sections Affected), The United States Government Manual, the Federal Register, Public Laws, Public Papers, Weekly Compilation of Presidential Documents and the Privacy Act Compilation are available in electronic format at [www.gpoaccess.gov/nara](http://www.gpoaccess.gov/nara) ("GPO Access"). For more information, contact Electronic Information Dissemination Services, U.S. Government Printing Office. Phone 202-512-1530, or 888-293-6498 (toll-free). E-mail, [gpoaccess@gpo.gov](mailto:gpoaccess@gpo.gov).

The Office of the Federal Register also offers a free service on the National Archives and Records Administration's (NARA) World Wide Web site for public law numbers, Federal Register finding aids, and related information. Connect to NARA's web site at [www.archives.gov/federal-register](http://www.archives.gov/federal-register). The NARA site also contains links to GPO Access.

RAYMOND A. MOSLEY,

*Director,*

*Office of the Federal Register.*

*July 1, 2007.*





## THIS TITLE

Title 40—PROTECTION OF ENVIRONMENT is composed of thirty-one volumes. The parts in these volumes are arranged in the following order: parts 1–49, parts 50–51, part 52 (52.01–52.1018), part 52 (52.1019–End), parts 53–59, part 60 (60.1–End), part 60 (Appendices), parts 61–62, part 63 (63.1–63.599), part 63 (63.600–63.1199), part 63 (63.1200–63.1439), part 63 (63.1440–63.6175), part 63 (63.6580–63.8830), part 63 (63.8980–End) parts 64–71, parts 72–80, parts 81–84, part 85–§86.599–99, part 86 (86.600–1–End), parts 87–99, parts 100–135, parts 136–149, parts 150–189, parts 190–259, parts 260–265, parts 266–299, parts 300–399, parts 400–424, parts 425–699, parts 700–789, and part 790 to End. The contents of these volumes represent all current regulations codified under this title of the CFR as of July 1, 2007.

Chapter I—Environmental Protection Agency appears in all thirty-one volumes. An alphabetical Listing of Pesticide Chemicals Index appears in parts 150–189, within part 180. Regulations issued by the Council on Environmental Quality, including an Index to Parts 1500 through 1508, appear in the volume containing part 790 to End. The OMB control numbers for title 40 appear in §9.1 of this chapter.

For this volume, Robert J. Sheehan was Chief Editor. The Code of Federal Regulations publication program is under the direction of Frances D. McDonald, assisted by Ann Worley.



# Title 40—Protection of Environment

(This book contains part 63)

---

	<i>Part</i>
CHAPTER I—Environmental Protection Agency (Continued)	63



# CHAPTER I—ENVIRONMENTAL PROTECTION AGENCY

---

EDITORIAL NOTE: Nomenclature changes to chapter I appear at 65 FR 47324, 47325, Aug. 2, 2000.

## SUBCHAPTER C—AIR PROGRAMS (CONTINUED)

<i>Part</i>		<i>Page</i>
63	National emission standards for hazardous air pollutants for source categories .....	5



## SUBCHAPTER C—AIR PROGRAMS (Continued)

### PART 63—NATIONAL EMISSION STANDARDS FOR HAZARDOUS AIR POLLUTANTS FOR SOURCE CATEGORIES

#### Subpart AA—National Emission Standards for Hazardous Air Pollutants From Phosphoric Acid Manufacturing Plants

- Sec.  
63.600 Applicability.  
63.601 Definitions.  
63.602 Standards for existing sources.  
63.603 Standards for new sources.  
63.604 Operating requirements.  
63.605 Monitoring requirements.  
63.606 Performance tests and compliance provisions.  
63.607 Notification, recordkeeping, and reporting requirements.  
63.608 Applicability of general provisions.  
63.609 Compliance dates.  
63.610 Exemption from new source performance standards.  
63.611 Implementation and enforcement.

APPENDIX A TO SUBPART AA—APPLICABILITY OF GENERAL PROVISIONS (40 CFR PART 63, SUBPART A) TO SUBPART AA

#### Subpart BB—National Emission Standards for Hazardous Air Pollutants From Phosphate Fertilizers Production Plants

- 63.620 Applicability  
63.621 Definitions.  
63.622 Standards for existing sources.  
63.623 Standards for new sources.  
63.624 Operating requirements.  
63.625 Monitoring requirements.  
63.626 Performance tests and compliance provisions.  
63.627 Notification, recordkeeping, and reporting requirements.  
63.628 Applicability of general provisions.  
63.629 Miscellaneous requirements.  
63.630 Compliance dates.  
63.631 Exemption from new source performance standards.  
63.632 Implementation and enforcement.

APPENDIX A TO SUBPART BB—APPLICABILITY OF GENERAL PROVISIONS (40 CFR PART 63, SUBPART A) TO SUBPART BB

#### Subpart CC—National Emission Standards for Hazardous Air Pollutants From Petroleum Refineries

- 63.640 Applicability and designation of affected source.  
63.641 Definitions.  
63.642 General standards.

- 63.643 Miscellaneous process vent provisions.  
63.644 Monitoring provisions for miscellaneous process vents.  
63.645 Test methods and procedures for miscellaneous process vents.  
63.646 Storage vessel provisions.  
63.647 Wastewater provisions.  
63.648 Equipment leak standards.  
63.649 Alternative means of emission limitation: Connectors in gas/vapor service and light liquid service.  
63.650 Gasoline loading rack provisions.  
63.651 Marine tank vessel loading operation provisions.  
63.652 Emissions averaging provisions.  
63.653 Monitoring, recordkeeping, and implementation plan for emissions averaging.  
63.654 Reporting and recordkeeping requirements.  
63.655 Implementation and enforcement.  
63.656–63.679 [Reserved]

APPENDIX TO SUBPART CC—TABLES

#### Subpart DD—National Emission Standards for Hazardous Air Pollutants from Off-Site Waste and Recovery Operations

- 63.680 Applicability and designation of affected sources.  
63.681 Definitions.  
63.682 [Reserved]  
63.683 Standards: General.  
63.684 Standards: Off-site material treatment.  
63.685 Standards: Tanks.  
63.686 Standards: Oil-water and organic-water separators.  
63.687 Standards: Surface impoundments.  
63.688 Standards: Containers.  
63.689 Standards: Transfer systems.  
63.690 Standards: Process vents.  
63.691 Standards: Equipment leaks.  
63.692 [Reserved]  
63.693 Standards: Closed-vent systems and control devices.  
63.694 Testing methods and procedures.  
63.695 Inspection and monitoring requirements.  
63.696 Recordkeeping requirements.  
63.697 Reporting requirements.  
63.698 Implementation and enforcement.

TABLE 1 TO SUBPART DD—LIST OF HAZARDOUS AIR POLLUTANTS (HAP) FOR SUBPART DD

TABLE 2 TO SUBPART DD—APPLICABILITY OF PARAGRAPHS IN SUBPART A OF THIS PART 63—GENERAL PROVISIONS TO SUBPART DD

TABLE 3 TO SUBPART DD—TANK CONTROL LEVELS FOR TANKS AT EXISTING AFFECTED SOURCES AS REQUIRED BY 40 CFR 63.685(B)(1)

TABLE 4 TO SUBPART DD—TANK CONTROL LEVELS FOR TANKS AT NEW AFFECTED SOURCES AS REQUIRED BY 40 CFR 63.685(b)(2)

**Subpart EE—National Emission Standards for Magnetic Tape Manufacturing Operations**

- 63.701 Applicability.
- 63.702 Definitions.
- 63.703 Standards.
- 63.704 Compliance and monitoring requirements.
- 63.705 Performance test methods and procedures to determine initial compliance.
- 63.706 Recordkeeping requirements.
- 63.707 Reporting requirements.
- 63.708 Implementation and enforcement.

TABLE 1 TO SUBPART EE—APPLICABILITY OF GENERAL PROVISIONS TO SUBPART EE

**Subpart FF [Reserved]**

**Subpart GG—National Emission Standards for Aerospace Manufacturing and Rework Facilities**

- 63.741 Applicability and designation of affected sources.
- 63.742 Definitions.
- 63.743 Standards: General.
- 63.744 Standards: Cleaning operations.
- 63.745 Standards: Primer and topcoat application operations.
- 63.746 Standards: Depainting operations.
- 63.747 Standards: Chemical milling maskant application operations.
- 63.748 Standards: Handling and storage of waste.
- 63.749 Compliance dates and determinations.
- 63.750 Test methods and procedures.
- 63.751 Monitoring requirements.
- 63.752 Recordkeeping requirements.
- 63.753 Reporting requirements.
- 63.754–63.758 [Reserved]
- 63.759 Implementation and enforcement.

TABLE 1 TO SUBPART GG—GENERAL PROVISIONS APPLICABILITY TO SUBPART GG

APPENDIX A TO SUBPART GG—SPECIALTY COATING DEFINITIONS

**Subpart HH—National Emission Standards for Hazardous Air Pollutants From Oil and Natural Gas Production Facilities**

- 63.760 Applicability and designation of affected source.
- 63.761 Definitions.
- 63.762 Startups, shutdowns, and malfunctions.
- 63.763 [Reserved]
- 63.764 General standards.
- 63.765 Glycol dehydration unit process vent standards.

- 63.766 Storage vessel standards.
- 63.767–63.768 [Reserved]
- 63.769 Equipment leak standards.
- 63.770 [Reserved]
- 63.771 Control equipment requirements.
- 63.772 Test methods, compliance procedures, and compliance determinations.
- 63.773 Inspection and monitoring requirements.
- 63.774 Recordkeeping requirements.
- 63.775 Reporting requirements.
- 63.776 Implementation and enforcement.
- 63.777 Alternative means of emission limitation.
- 63.778–63.779 [Reserved]

APPENDIX TO SUBPART HH—TABLES

**Subpart II—National Emission Standards for Shipbuilding and Ship Repair (Surface Coating)**

- 63.780 Relationship of subpart II to subpart A of this part.
- 63.781 Applicability.
- 63.782 Definitions.
- 63.783 Standards.
- 63.784 Compliance dates.
- 63.785 Compliance procedures.
- 63.786 Test methods and procedures.
- 63.787 Notification requirements.
- 63.788 Recordkeeping and reporting requirements.
- 63.789 Implementation and enforcement.

TABLE 1 TO SUBPART II—GENERAL PROVISIONS OF APPLICABILITY TO SUBPART II

TABLE 2 TO SUBPART II—VOLATILE ORGANIC HAP (VOHAP) LIMITS FOR MARINE COATINGS

TABLE 3 TO SUBPART II—SUMMARY OF RECORDKEEPING AND REPORTING REQUIREMENTS

APPENDIX A TO SUBPART II—VOC DATA SHEET

APPENDIX B TO SUBPART II—MAXIMUM ALLOWABLE THINNING RATES AS A FUNCTION OF AS SUPPLIED VOC CONTENT AND THINNER DENSITY

**Subpart JJ—National Emission Standards for Wood Furniture Manufacturing Operations**

- 63.800 Applicability.
- 63.801 Definitions.
- 63.802 Emission limits.
- 63.803 Work practice standards.
- 63.804 Compliance procedures and monitoring requirements.
- 63.805 Performance test methods.
- 63.806 Recordkeeping requirements.
- 63.807 Reporting requirements.
- 63.808 Implementation and enforcement.
- 63.809–63.819 [Reserved]

TABLE 1 TO SUBPART JJ—GENERAL PROVISIONS APPLICABILITY TO SUBPART JJ



## Environmental Protection Agency

Pt. 63

TABLE 2 TO SUBPART JJ—LIST OF VOLATILE HAZARDOUS AIR POLLUTANTS

TABLE 3 TO SUBPART JJ—SUMMARY OF EMISSION LIMITS

TABLE 4 TO SUBPART JJ—POLLUTANTS EXCLUDED FROM USE IN CLEANING AND WASHOFF SOLVENTS

TABLE 5 TO SUBPART JJ—LIST OF VHAP OF POTENTIAL CONCERN IDENTIFIED BY INDUSTRY

TABLE 6 TO SUBPART JJ—VHAP OF POTENTIAL CONCERN

### Subpart KK—National Emission Standards for the Printing and Publishing Industry

- 63.820 Applicability.
- 63.821 Designation of affected sources.
- 63.822 Definitions.
- 63.823 Standards: General.
- 63.824 Standards: Publication rotogravure printing.
- 63.825 Standards: Product and packaging rotogravure and wide-web flexographic printing.
- 63.826 Compliance dates.
- 63.827 Performance test methods.
- 63.828 Monitoring requirements.
- 63.829 Recordkeeping requirements.
- 63.830 Reporting requirements.
- 63.831 Implementation and enforcement.
- 63.832–63.839 [Reserved]

TABLE 1 TO SUBPART KK—APPLICABILITY OF GENERAL PROVISIONS TO SUBPART KK

APPENDIX A TO SUBPART KK—DATA QUALITY OBJECTIVE AND LOWER CONFIDENCE LIMIT APPROACHES FOR ALTERNATIVE CAPTURE EFFICIENCY PROTOCOLS AND TEST METHODS

### Subpart LL—National Emission Standards for Hazardous Air Pollutants for Primary Aluminum Reduction Plants

- 63.840 Applicability.
- 63.841 Incorporation by reference.
- 63.842 Definitions.
- 63.843 Emission limits for existing sources.
- 63.844 Emission limits for new or reconstructed sources.
- 63.845 Incorporation of new source performance standards for potroom groups.
- 63.846 Emission averaging.
- 63.847 Compliance provisions.
- 63.848 Emission monitoring requirements.
- 63.849 Test methods and procedures.
- 63.850 Notification, reporting, and recordkeeping requirements.
- 63.851 Regulatory authority review procedures.
- 63.852 Applicability of general provisions.
- 63.853 Implementation and enforcement.
- 63.854–63.859 [Reserved]

TABLE 1 TO SUBPART LL—POTLINE TF LIMITS FOR EMISSION AVERAGING

TABLE 2 TO SUBPART LL—POTLINE POM LIMITS FOR EMISSION AVERAGING

TABLE 3 TO SUBPART LL—ANODE BAKE FURNACE LIMITS FOR EMISSION AVERAGING

APPENDIX A TO SUBPART LL—APPLICABILITY OF GENERAL PROVISIONS (40 CFR PART 63, SUBPART A) TO SUBPART LL

### Subpart MM—National Emission Standards for Hazardous Air Pollutants for Chemical Recovery Combustion Sources at Kraft, Soda, Sulfite, and Stand-Alone Semichemical Pulp Mills

- 63.860 Applicability and designation of affected source.
- 63.861 Definitions.
- 63.862 Standards.
- 63.863 Compliance dates.
- 63.864 Monitoring requirements.
- 63.865 Performance test requirements and test methods.
- 63.866 Recordkeeping requirements.
- 63.867 Reporting requirements.
- 63.868 Delegation of authority.

TABLE 1 TO SUBPART MM—GENERAL PROVISIONS APPLICABILITY TO SUBPART MM

### Subpart OO—National Emission Standards for Tanks—Level 1

- 63.900 Applicability.
- 63.901 Definitions.
- 63.902 Standards—Tank fixed roof.
- 63.903–63.904 [Reserved]
- 63.905 Test methods and procedures.
- 63.906 Inspection and monitoring requirements.
- 63.907 Recordkeeping requirements.
- 63.908 Implementation and enforcement.

### Subpart PP—National Emission Standards for Containers

- 63.920 Applicability.
- 63.921 Definitions.
- 63.922 Standards—Container Level 1 controls.
- 63.923 Standards—Container Level 2 controls.
- 63.924 Standards—Container Level 3 controls.
- 63.925 Test methods and procedures.
- 63.926 Inspection and monitoring requirements.
- 63.927 Recordkeeping requirements.
- 63.928 Reporting requirements.
- 63.929 Implementation and enforcement.

### Subpart QQ—National Emission Standards for Surface Impoundments

- 63.940 Applicability.
- 63.941 Definitions.
- 63.942 Standards—Surface impoundment floating membrane cover.
- 63.943 Standards—Surface impoundment vented to control device.
- 63.944 [Reserved]

**Pt. 63**

**40 CFR Ch. I (7–1–07 Edition)**

- 63.945 Test methods and procedures.
- 63.946 Inspection and monitoring requirements.
- 63.947 Recordkeeping requirements.
- 63.948 Reporting requirements.
- 63.949 Implementation and enforcement.

**Subpart RR—National Emission Standards for Individual Drain Systems**

- 63.960 Applicability.
- 63.961 Definitions.
- 63.962 Standards.
- 63.963 [Reserved]
- 63.964 Inspection and monitoring requirements.
- 63.965 Recordkeeping requirements.
- 63.966 Reporting requirements.
- 63.967 Implementation and enforcement.

**Subpart SS—National Emission Standards for Closed Vent Systems, Control Devices, Recovery Devices and Routing to a Fuel Gas System or a Process**

- 63.980 Applicability.
- 63.981 Definitions.
- 63.982 Requirements.
- 63.983 Closed vent systems.
- 63.984 Fuel gas systems and processes to which storage vessel, transfer rack, or equipment leak regulated materials emissions are routed.
- 63.985 Nonflare control devices used to control emissions from storage vessels and low throughput transfer racks.
- 63.986 Nonflare control devices used for equipment leaks only.
- 63.987 Flare requirements.
- 63.988 Incinerators, boilers, and process heaters.
- 63.989 [Reserved]
- 63.990 Absorbers, condensers, and carbon adsorbers used as control devices.
- 63.991 [Reserved]
- 63.992 Implementation and enforcement.
- 63.993 Absorbers, condensers, carbon adsorbers and other recovery devices used as final recovery devices.
- 63.994 Halogen scrubbers and other halogen reduction devices.
- 63.995 Other control devices.
- 63.996 General monitoring requirements for control and recovery devices.
- 63.997 Performance test and compliance assessment requirements for control devices.
- 63.998 Recordkeeping requirements.
- 63.999 Notifications and other reports.

**Subpart TT—National Emission Standards for Equipment Leaks—Control Level 1**

- 63.1000 Applicability.
- 63.1001 Definitions.
- 63.1002 Compliance assessment.
- 63.1003 Equipment identification.

- 63.1004 Instrument and sensory monitoring for leaks.
- 63.1005 Leak repair.
- 63.1006 Valves in gas and vapor service and in light liquid service standards.
- 63.1007 Pumps in light liquid service standards.
- 63.1008 Connectors in gas and vapor service and in light liquid service standards.
- 63.1009 Agitators in gas and vapor service and in light liquid service standards.
- 63.1010 Pumps, valves, connectors, and agitators in heavy liquid service; pressure relief devices in liquid service; and instrumentation systems standards.
- 63.1011 Pressure relief devices in gas and vapor service standards.
- 63.1012 Compressor standards.
- 63.1013 Sampling connection systems standards.
- 63.1014 Open-ended valves or lines standards.
- 63.1015 Closed vent systems and control devices; or emissions routed to a fuel gas system or process.
- 63.1016 Alternative means of emission limitation: Enclosed-vented process units.
- 63.1017 Recordkeeping requirements.
- 63.1018 Reporting requirements.

**Subpart UU—National Emission Standards for Equipment Leaks—Control Level 2 Standards**

- 63.1019 Applicability.
- 63.1020 Definitions.
- 63.1021 Alternative means of emission limitation.
- 63.1022 Equipment identification.
- 63.1023 Instrument and sensory monitoring for leaks.
- 63.1024 Leak repair.
- 63.1025 Valves in gas and vapor service and in light liquid service standards.
- 63.1026 Pumps in light liquid service standards.
- 63.1027 Connectors in gas and vapor service and in light liquid service standards.
- 63.1028 Agitators in gas and vapor service and in light liquid service standards.
- 63.1029 Pumps, valves, connectors, and agitators in heavy liquid service; pressure relief devices in liquid service; and instrumentation systems standards.
- 63.1030 Pressure relief devices in gas and vapor service standards.
- 63.1031 Compressors standards.
- 63.1032 Sampling connection systems standards.
- 63.1033 Open-ended valves or lines standards.
- 63.1034 Closed vent systems and control devices; or emissions routed to a fuel gas system or process standards.
- 63.1035 Quality improvement program for pumps.

## Environmental Protection Agency

Pt. 63

63.1036 Alternative means of emission limitation: Batch processes.

63.1037 Alternative means of emission limitation: Enclosed vented process units or affected facilities.

63.1038 Recordkeeping requirements.

63.1039 Reporting requirements.

TABLE 1 TO SUBPART UU—BATCH PROCESSES  
MONITORING FREQUENCY FOR EQUIPMENT  
OTHER THAN CONNECTORS

### Subpart VV—National Emission Standards for Oil-Water Separators and Organic- Water Separators

63.1040 Applicability.

63.1041 Definitions.

63.1042 Standards—Separator fixed roof.

63.1043 Standards—Separator floating roof.

63.1044 Standards—Separator vented to control device.

63.1045 Standards—Pressurized separator.

63.1046 Test methods and procedures.

63.1047 Inspection and monitoring requirements.

63.1048 Recordkeeping requirements.

63.1049 Reporting requirements.

63.1050 Implementation and enforcement.

### Subpart WW—National Emission Standards for Storage Vessels (Tanks)—Control Level 2

63.1060 Applicability.

63.1061 Definitions.

63.1062 Storage vessel control requirements.

63.1063 Floating roof requirements.

63.1064 Alternative means of emission limitation.

63.1065 Recordkeeping requirements.

63.1066 Reporting requirements.

63.1067 Implementation and enforcement.

### Subpart XX—National Emission Standards for Ethylene Manufacturing Process Units: Heat Exchange Systems and Waste Operations

#### INTRODUCTION

63.1080 What is the purpose of this subpart?

63.1081 When must I comply with the requirements of this subpart?

#### DEFINITIONS

63.1082 What definitions do I need to know?

#### APPLICABILITY FOR HEAT EXCHANGE SYSTEMS

63.1083 Does this subpart apply to my heat exchange system?

63.1084 What heat exchange systems are exempt from the requirements of this subpart?

#### HEAT EXCHANGE SYSTEM REQUIREMENTS

63.1085 What are the general requirements for heat exchange systems?

#### MONITORING REQUIREMENTS FOR HEAT EXCHANGE SYSTEMS

63.1086 How must I monitor for leaks to cooling water?

#### REPAIR REQUIREMENTS FOR HEAT EXCHANGE SYSTEMS

63.1087 What actions must I take if a leak is detected?

63.1088 In what situations may I delay leak repair, and what actions must I take for delay of repair?

#### RECORDKEEPING AND REPORTING REQUIREMENTS FOR HEAT EXCHANGE SYSTEMS

63.1089 What records must I keep?

63.1090 What reports must I submit?

#### BACKGROUND FOR WASTE REQUIREMENTS

63.1091 What do the waste requirements do?

63.1092 What are the major differences between the requirements of 40 CFR part 61, subpart FF, and the waste requirements for ethylene production sources?

#### APPLICABILITY FOR WASTE REQUIREMENTS

63.1093 Does this subpart apply to my waste streams?

63.1094 What waste streams are exempt from the requirements of this subpart?

#### WASTE REQUIREMENTS

63.1095 What specific requirements must I comply with?

63.1096 What requirements must I comply with if I transfer waste off-site?

#### IMPLEMENTATION AND ENFORCEMENT

63.1097 Who implements and enforces this subpart?

TABLE 1 TO SUBPART XX—HAZARDOUS AIR  
POLLUTANTS

TABLE 2 TO SUBPART XX—REQUIREMENTS OF  
40 CFR PART 61, SUBPART FF, NOT IN-  
CLUDED IN THE REQUIREMENTS FOR THIS  
SUBPART AND ALTERNATE REQUIREMENTS

### Subpart YY—National Emission Standards for Hazardous Air Pollutants for Source Categories: Generic Maximum Achievable Control Technology Stand- ards

63.1100 Applicability.

63.1101 Definitions.

63.1102 Compliance schedule.

63.1103 Source category-specific applicability, definitions, and requirements.

63.1104 Process vents from continuous unit operations: applicability assessment procedures and methods.

**Pt. 63**

**40 CFR Ch. I (7–1–07 Edition)**

- 63.1105 Transfer racks.
- 63.1106 Wastewater provisions.
- 63.1107 Equipment leaks: applicability assessment procedures and methods.
- 63.1108 Compliance with standards and operation and maintenance requirements.
- 63.1109 Recordkeeping requirements.
- 63.1110 Reporting requirements.
- 63.1111 Startup, shutdown, and malfunction.
- 63.1112 Extension of compliance, and performance test, monitoring, recordkeeping, and reporting waivers and alternatives.
- 63.1113 Procedures for approval of alternative means of emission limitation.
- 63.1114 Implementation and enforcement.

**Subparts ZZ–BBB [Reserved]**

**Subpart CCC—National Emission Standards for Hazardous Air Pollutants for Steel Pickling—HCl Process Facilities and Hydrochloric Acid Regeneration Plants**

- 63.1155 Applicability.
- 63.1156 Definitions.
- 63.1157 Emission standards for existing sources.
- 63.1158 Emission standards for new or reconstructed sources.
- 63.1159 Operational and equipment requirements for existing, new, or reconstructed sources.
- 63.1160 Compliance dates and maintenance requirements.
- 63.1161 Performance testing and test methods.
- 63.1162 Monitoring requirements.
- 63.1163 Notification requirements.
- 63.1164 Reporting requirements.
- 63.1165 Recordkeeping requirements.
- 63.1166 Implementation and enforcement.
- 63.1167–63.1174 [Reserved]

TABLE 1 TO SUBPART CCC—APPLICABILITY OF GENERAL PROVISIONS (40 CFR PART 63, SUBPART A) TO SUBPART CCC

**Subpart DDD—National Emission Standards for Hazardous Air Pollutants for Mineral Wool Production**

- 63.1175 What is the purpose of this subpart?
- 63.1176 Where can I find definitions of key words used in this subpart?
- 63.1177 Am I subject to this subpart?

**STANDARDS**

- 63.1178 For cupolas, what standards must I meet?
- 63.1179 For curing ovens, what standards must I meet?
- 63.1180 When must I meet these standards?

**COMPLIANCE WITH STANDARDS**

- 63.1181 How do I comply with the particulate matter standards for existing, new, and reconstructed cupolas?
- 63.1182 How do I comply with the carbon monoxide standards for new and reconstructed cupolas?
- 63.1183 How do I comply with the formaldehyde standards for existing, new, and reconstructed curing ovens?

**ADDITIONAL MONITORING INFORMATION**

- 63.1184 What do I need to know about the design specifications, installation, and operation of a bag leak detection system?
- 63.1185 How do I establish the average operating temperature of an incinerator?
- 63.1186 How may I change the compliance levels of monitored parameters?
- 63.1187 What do I need to know about operations, maintenance, and monitoring plans?

**PERFORMANCE TESTS AND METHODS**

- 63.1188 What performance test requirements must I meet?
- 63.1189 What test methods do I use?
- 63.1190 How do I determine compliance?

**NOTIFICATION, RECORDKEEPING, AND REPORTING**

- 63.1191 What notifications must I submit?
- 63.1192 What recordkeeping requirements must I meet?
- 63.1193 What reports must I submit?

**OTHER REQUIREMENTS AND INFORMATION**

- 63.1194 Which general provisions apply?
- 63.1195 Who implements and enforces this subpart?
- 63.1196 What definitions should I be aware of?
- 63.1197–63.1199 [Reserved]

TABLE 1 TO SUBPART DDD—APPLICABILITY OF GENERAL PROVISIONS (40 CFR PART 63, SUBPART A) TO SUBPART DDD OF PART 63.

APPENDIX A TO SUBPART DDD—FREE FORMALDEHYDE ANALYSIS OF INSULATION RESINS BY THE HYDROXYLAMINE HYDROCHLORIDE METHOD.

AUTHORITY: 42 U.S.C. 7401 *et seq.*

SOURCE: 57 FR 61992, Dec. 29, 1992, unless otherwise noted.

**Subpart AA—National Emission Standards for Hazardous Air Pollutants From Phosphoric Acid Manufacturing Plants****§ 63.600 Applicability.**

(a) Except as provided in paragraphs (c), (d), and (e) of this section, the requirements of this subpart apply to the owner or operator of each phosphoric acid manufacturing plant.

(b) The requirements of this subpart apply to emissions of hazardous air pollutants (HAPs) emitted from the following new or existing affected sources at a phosphoric acid manufacturing plant:

(1) Each wet-process phosphoric acid process line. The requirements of this subpart apply to the following emission points which are components of a wet-process phosphoric acid process line: reactors, filters, evaporators, and hot wells;

(2) Each evaporative cooling tower at a phosphoric acid manufacturing plant;

(3) Each phosphate rock dryer located at a phosphoric acid manufacturing plant;

(4) Each phosphate rock calciner located at a phosphoric acid manufacturing plant;

(5) Each superphosphoric acid process line. The requirements of this subpart apply to the following emission points which are components of a superphosphoric acid process line: evaporators, hot wells, acid sumps, and cooling tanks; and

(6) Each purified acid process line. The requirements of this subpart apply to the following emission points which are components of a purified phosphoric acid process line: solvent extraction process equipment, solvent stripping and recovery equipment, seal tanks, carbon treatment equipment, cooling towers, storage tanks, pumps and process piping.

(c) The requirements of this subpart do not apply to the owner or operator of a new or existing phosphoric acid manufacturing plant that is not a major source as defined in § 63.2.

(d) The provisions of this subpart do not apply to research and development facilities as defined in § 63.601.

(e) The emission limitations and operating parameter requirements of this

subpart do not apply during periods of startup, shutdown, or malfunction, as those terms are defined in § 63.2, provided that the source is operated in accordance with § 63.6(e)(1)(i).

[57 FR 61992, Dec. 29, 1992, as amended at 67 FR 65076, Dec. 17, 2001; 71 FR 20457, Apr. 20, 2006]

**§ 63.601 Definitions.**

Terms used in this subpart are defined in the Clean Air Act, in § 63.2, or in this section as follows:

*Equivalent P<sub>2</sub>O<sub>5</sub> feed* means the quantity of phosphorus, expressed as phosphorous pentoxide, fed to the process.

*Evaporative cooling tower* means an open water recirculating device that uses fans or natural draft to draw or force ambient air through the device to remove heat from process water by direct contact.

*Exceedance* means a departure from an indicator range established under this subpart, consistent with any averaging period specified for averaging the results of the monitoring.

*HAP metals* mean those metals and their compounds (in particulate or volatile form) that are included on the list of hazardous air pollutants in section 112 of the Clean Air Act. HAP metals include, but are not limited to: antimony, arsenic, beryllium, cadmium, chromium, lead, manganese, nickel, and selenium expressed as particulate matter as measured by the methods and procedures in this subpart or an approved alternative method. For the purposes of this subpart, HAP metals are expressed as particulate matter as measured by 40 CFR part 60, appendix A, Method 5.

*Phosphate rock calciner* means the equipment used to remove moisture and organic matter from phosphate rock through direct or indirect heating.

*Phosphate rock dryer* means the equipment used to reduce the moisture content of phosphate rock through direct or indirect heating.

*Phosphate rock feed* means all material entering any phosphate rock dryer or phosphate rock calciner including moisture and extraneous material as well as the following ore materials: fluorapatite, hydroxylapatite, chlorapatite, and carbonateapatite.

*Purified phosphoric acid process line* means any process line which uses a HAP as a solvent in the separation of impurities from the product acid for the purposes of rendering that product suitable for industrial, manufacturing or food grade uses.

*Research and development facility* means research or laboratory operations whose primary purpose is to conduct research and development into new processes and products, where the operations are under the close supervision of technically trained personnel, and where the facility is not engaged in the manufacture of products for commercial sale in commerce or other off-site distribution, except in a de minimis manner.

*Superphosphoric acid process line* means any process line which concentrates wet-process phosphoric acid to 66 percent or greater  $P_2O_5$  content by weight.

*Total fluorides* means elemental fluorine and all fluoride compounds, including the HAP hydrogen fluoride, as measured by reference methods specified in 40 CFR part 60, appendix A, Method 13 A or B, or by equivalent or alternative methods approved by the Administrator pursuant to § 63.7(f).

*Wet process phosphoric acid process line* means any process line manufacturing phosphoric acid by reacting phosphate rock and acid.

**§ 63.602 Standards for existing sources.**

(a) *Wet process phosphoric acid process line.* On and after the date on which the performance test required to be conducted by §§ 63.7 and 63.606 is required to be completed, no owner or operator subject to the provisions of this subpart shall cause to be discharged into the atmosphere from any affected source any gases which contain total fluorides in excess of 10.0 gram/metric ton of equivalent  $P_2O_5$  feed (0.020 lb/ton).

(b) *Superphosphoric acid process line.*

(1) *Vacuum evaporation process.* On and after the date on which the performance test required to be conducted by §§ 63.7 and 63.606 is required to be completed, no owner or operator subject to the provisions of this subpart shall cause to be discharged into the

atmosphere from any affected source any gases which contain total fluorides in excess of 5.0 gram/metric ton of equivalent  $P_2O_5$  feed (0.010 lb/ton).

(2) *Submerged combustion process.* On and after the date on which the performance test required to be conducted by §§ 63.7 and 63.606 is required to be completed, no owner or operator subject to the provisions of this subpart shall cause to be discharged into the atmosphere from any affected source any gases which contain total fluorides in excess of 100.0 gram/metric ton of equivalent  $P_2O_5$  feed (0.20 lb/ton).

(c) *Phosphate rock dryer.* On or after the date on which the performance test required to be conducted by §§ 63.7 and 63.606 is required to be completed, no owner or operator subject to the provisions of this subpart shall cause to be discharged into the atmosphere from any affected source any gases which contain particulate matter in excess of 0.10750 kilogram/metric ton of phosphate rock feed (0.2150 lb/ton).

(d) *Phosphate rock calciner.* On or after the date on which the performance test required to be conducted by §§ 63.7 and 63.606 is required to be completed, no owner or operator subject to the provisions of this subpart shall cause to be discharged into the atmosphere from any affected source any gases which contain particulate matter in excess of 0.1810 gram per dry standard cubic meter (g/dscm) (0.080 grains per dry standard cubic foot (gr/dscf)).

(e) *Evaporative cooling tower.* No owner or operator shall introduce into any evaporative cooling tower any liquid effluent from any wet scrubbing device installed to control emissions from process equipment. Each owner or operator of an affected source subject to this paragraph (e) must certify to the Administrator annually that he/she has complied with the requirements contained in this section.

(f) *Purified phosphoric acid process line.* (1) Each owner or operator subject to the provisions of this subpart shall comply with the provisions of subpart H of this part.

(2) For any existing purified phosphoric acid process line, any of the following shall constitute a violation of this subpart:

## Environmental Protection Agency

## § 63.604

(i) A thirty day average of daily concentration measurements of methyl isobutyl ketone in excess of twenty parts per million for each product acid stream.

(ii) A thirty day average of daily concentration measurements of methyl isobutyl ketone in excess of thirty parts per million for each raffinate stream.

(iii) A daily average chiller stack exit gas stream temperature in excess of fifty degrees Fahrenheit.

[57 FR 61992, Dec. 29, 1992, as amended at 67 FR 40579, June 12, 2002; 67 FR 40817, June 13, 2002]

### § 63.603 Standards for new sources.

(a) *Wet process phosphoric acid process line.* On and after the date on which the performance test required to be conducted by §§ 63.7 and 63.606 is required to be completed, no owner or operator subject to the provisions of this subpart shall cause to be discharged into the atmosphere from any affected source any gases which contain total fluorides in excess of 6.750 gram/metric ton of equivalent  $P_2O_5$  feed (0.01350 lb/ton).

(b) *Superphosphoric acid process line.* On and after the date on which the performance test required to be conducted by §§ 63.7 and 63.606 is required to be completed, no owner or operator subject to the provisions of this subpart shall cause to be discharged into the atmosphere from any affected source any gases which contain total fluorides in excess of 4.350 gram/metric ton of equivalent  $P_2O_5$  feed (0.00870 lb/ton).

(c) *Phosphate rock dryer.* On or after the date on which the performance test required to be conducted by §§ 63.7 and 63.606 is required to be completed, no owner or operator subject to the provisions of this subpart shall cause to be discharged into the atmosphere from any affected source any gases which contain particulate matter in excess of 0.030 kilogram/megagram of phosphate rock feed (0.060 lb/ton).

(d) *Phosphate rock calciner.* On or after the date on which the performance test required to be conducted by §§ 63.7 and 63.606 is required to be completed, no owner or operator subject to the provisions of this subpart shall cause to be discharged into the atmos-

phere from any affected source any gases which contain particulate matter in excess of 0.0920 gram per dry standard cubic meter (g/dscm) [0.040 grain per dry standard cubic foot (gr/dscf)].

(e) *Evaporative cooling tower.* No owner or operator shall introduce into any evaporative cooling tower any liquid effluent from any wet scrubbing device installed to control emissions from process equipment. Each owner or operator of an affected source subject to this paragraph (e) must certify to the Administrator annually that he/she has complied with the requirements contained in this section.

(f) *Purified phosphoric acid process line.* (1) Each owner or operator subject to the provisions of this subpart shall comply with the provisions of subpart H of this part.

(2) For any new purified phosphoric acid process line, any of the following shall constitute a violation of this subpart:

(i) A thirty day average of daily concentration measurements of methyl isobutyl ketone in excess of twenty parts per million for each product acid stream.

(ii) A thirty day average of daily concentration measurements of methyl isobutyl ketone in excess of thirty parts per million for each raffinate stream.

(iii) A daily average chiller stack exit gas stream temperature in excess of fifty degrees Fahrenheit.

[57 FR 61992, Dec. 29, 1992, as amended at 67 FR 65076, Dec. 17, 2001]

### § 63.604 Operating requirements.

On or after the date on which the performance test required to be conducted by §§ 63.7 and 63.606 is required to be completed, the owner/operator using a wet scrubbing emission control system must maintain daily averages of the pressure drop across each scrubber and of the flow rate of the scrubbing liquid to each scrubber within the allowable ranges established pursuant to the requirements of § 63.605(d)(1) or (2).

[67 FR 40818, June 13, 2002]

**§ 63.605 Monitoring requirements.**

(a)(1) Each owner or operator of a new or existing wet-process phosphoric acid process line or superphosphoric acid process line subject to the provisions of this subpart shall install, calibrate, maintain, and operate a monitoring system which can be used to determine and permanently record the mass flow of phosphorus-bearing feed material to the process. The monitoring system shall have an accuracy of  $\pm 5$  percent over its operating range.

(2) Each owner or operator of a new or existing phosphate rock dryer or phosphate rock calciner subject to the provisions of this subpart shall install, calibrate, maintain, and operate a monitoring system which can be used to determine and permanently record either the mass flow of phosphorus-bearing feed material to the dryer or calciner, or the mass flow of product from the dryer or calciner. The monitoring system shall have an accuracy of  $\pm 5$  percent over its operating range. Since the emissions limits under §§ 63.602(c) and 63.603(c) for the phosphate rock dryer are in the format of kilogram/megagram (lb/ton) of phosphate rock feed, during performance testing required in § 63.606, the owner or operator that chooses to operate a monitoring system to determine and permanently record the mass flow of product from the dryer must either simultaneously monitor the dryer feed rate and dryer output rate, or monitor the dryer output rate and the dryer input and output moisture contents and calculate the corresponding dryer input rate.

(b)(1) Each owner or operator of a new or existing wet-process phosphoric acid process line or superphosphoric acid process line subject to the provisions of this subpart shall maintain a daily record of equivalent  $P_2O_5$  feed by first determining the total mass rate in metric ton/hour of phosphorus bearing feed using a monitoring system for measuring mass flowrate which meets the requirements of paragraph (a) of this section and then by proceeding according to § 63.606(c)(3).

(2) Each owner or operator of a new or existing phosphate rock calciner or phosphate rock dryer subject to the

provisions of this subpart shall maintain a daily record of the following:

(i) For owners and operators that monitor the mass flow of phosphorus-bearing feed material to the dryer or calciner, a daily record of phosphate rock feed by determining the total mass rate in metric ton/hour of phosphorus-bearing feed using a monitoring system for measuring mass flowrate which meets the requirements of paragraph (a)(2) of this section.

(ii) For owners and operators that monitor the mass flow of product from the dryer or calciner, a daily record of product by determining the total mass rate in metric ton/hour of product using a monitoring system for measuring mass flowrate which meets the requirements of paragraph (a)(2) of this section.

(c) Each owner or operator of a new or existing wet-process phosphoric acid process line, superphosphoric acid process line, phosphate rock dryer or phosphate rock calciner using a wet scrubbing emission control system shall install, calibrate, maintain, and operate the following monitoring systems:

(1) A monitoring system which continuously measures and permanently records the pressure drop across each scrubber in the process scrubbing system in 15-minute block averages. The monitoring system shall be certified by the manufacturer to have an accuracy of  $\pm 5$  percent over its operating range.

(2) A monitoring system which continuously measures and permanently records the flow rate of the scrubbing liquid to each scrubber in the process scrubbing system in 15-minute block averages. The monitoring system shall be certified by the manufacturer to have an accuracy of  $\pm 5$  percent over its operating range.

(d) Following the date on which the performance test required in § 63.606 is completed, the owner or operator of a new or existing affected source using a wet scrubbing emission control system and subject to emissions limitations for total fluorides or particulate matter contained in this subpart must establish allowable ranges for operating parameters using the methodology of either paragraph (d)(1) or (2) of this section:



(1) The allowable range for the daily averages of the pressure drop across each scrubber and of the flow rate of the scrubbing liquid to each scrubber in the process scrubbing system is  $\pm 20$  percent of the baseline average value determined as a requirement of § 63.606(c)(4), (d)(4), or (e)(2). The Administrator retains the right to reduce the  $\pm 20$  percent adjustment to the baseline average values of operating ranges in those instances where performance test results indicate that a source's level of emissions is near the value of an applicable emissions standard, but, in no instance shall the adjustment be reduced to less than  $\pm 10$  percent. The owner or operator must notify the Administrator of the baseline average value and must notify the Administrator each time that the baseline value is changed as a result of the most recent performance test. When a source using the methodology of this paragraph is retested, the owner or operator shall determine whether new allowable ranges of baseline average values will be based upon the new performance test or (if the new performance test results are within the previously established range) whether there will be no change in the operating parameters derived from previous tests. When a source using the methodology of this paragraph is retested and the performance test results are submitted to the Administrator pursuant to §§ 63.607(c)(1), 63.7(g)(1), and/or 63.10(d)(2), the owner or operator will indicate whether the operating range will be based on the new performance test or the previously established range. If the Administrator has not denied approval of the new operating ranges within 30 days of submission of the performance test results, the new ranges shall be deemed approved and the new baseline value shall then be effective on the 31st day following submission.

(2) The owner or operator of any new or existing affected source shall establish, and provide to the Administrator for approval, allowable ranges for the daily averages of the pressure drop across and of the flow rate of the scrubbing liquid to each scrubber in the process scrubbing system for the purpose of assuring compliance with this

subpart. Allowable ranges may be based upon baseline average values recorded during previous performance tests using the test methods required in § 63.606(c)(4), (d)(4), or (e)(2). As an alternative, the owner or operator can establish the allowable ranges using the results of performance tests conducted specifically for the purposes of this paragraph using the test methods required in this subpart and established in the manner required in § 63.606(c)(4), (d)(4), or (e)(2). The source shall certify that the control devices and processes have not been modified subsequent to the testing upon which the data used to establish the allowable ranges were obtained. The allowable ranges developed pursuant to the provisions of this paragraph must be submitted to the Administrator for approval. The owner or operator must request and obtain approval of the Administrator for changes to the allowable ranges. When a source using the methodology of this paragraph is retested, the owner or operator shall determine new allowable ranges of baseline average values unless the retest indicates no change in the operating parameters outside the previously established ranges. If the Administrator has not denied approval of the new operating ranges within 30 days of submission of the performance test results, the new ranges shall be deemed approved and the new baseline value shall then be effective on the 31st day following submission.

(e) Each owner or operator of a new or existing purified phosphoric acid process line shall:

(1) Install, calibrate, maintain, and operate a monitoring system which continuously measures and permanently records the stack gas exit temperature for each chiller stack.

(2) Measure and record the concentration of methyl isobutyl ketone in each product acid stream and each raffinate stream once daily.

[57 FR 61992, Dec. 29, 1992, as amended at 67 FR 65076, Dec. 17, 2001]

#### **§ 63.606 Performance tests and compliance provisions.**

(a)(1) On or before the applicable compliance date in § 63.609 and once per

§ 63.606

40 CFR Ch. I (7-1-07 Edition)

annum thereafter, each owner or operator of a phosphoric acid manufacturing plant shall conduct a performance test to demonstrate compliance with the applicable emission standard for each existing wet-process phosphoric acid process line, superphosphoric acid process line, phosphate rock dryer, and phosphate rock calciner. The owner or operator shall conduct the performance test according to the procedures in subpart A of this part and in this section.

(2) As required by § 63.7(a)(2) and once per annum thereafter, each owner or operator of a phosphoric acid manufacturing plant shall conduct a performance test to demonstrate compliance with the applicable emission standard for each new wet-process phosphoric acid process line, superphosphoric acid process line, phosphate rock dryer, and phosphate rock calciner. The owner or operator shall conduct the performance test according to the procedures in subpart A of this part and in this section.

(b) In conducting performance tests, each owner or operator of an affected source shall use as reference methods and procedures the test methods in 40 CFR part 60, appendix A, or other methods and procedures as specified in this section, except as provided in § 63.7(f).

(c) Each owner or operator of a new or existing wet-process phosphoric acid process line or superphosphoric acid process line shall determine compliance with the applicable total fluorides standards in § 63.602 or § 63.603 as follows:

(1) The emission rate (E) of total fluorides shall be computed for each run using the following equation:

$$E = \left( \sum_{i=1}^N C_{si} Q_{sdi} \right) / (PK)$$

Where:

E = emission rate of total fluorides, g/metric ton (lb/ton) of equivalent P<sub>2</sub>O<sub>5</sub> feed.

C<sub>si</sub> = concentration of total fluorides from emission point "i," mg/dscm (mg/dscf).

Q<sub>sdi</sub> = volumetric flow rate of effluent gas from emission point "i," dscm/hr (dscf/hr).

N = number of emission points associated with the affected facility.

P = equivalent P<sub>2</sub>O<sub>5</sub> feed rate, metric ton/hr (ton/hr).

K = conversion factor, 1000 mg/g (453,600 mg/lb).

(2) Method 13A or 13B (40 CFR part 60, appendix A) shall be used to determine the total fluorides concentration (C<sub>si</sub>) and volumetric flow rate (Q<sub>sdi</sub>) of the effluent gas from each of the emission points. If Method 13B is used, the fusion of the filtered material described in Section 7.3.1.2 and the distillation of suitable aliquots of containers 1 and 2, described in section 7.3.3 and 7.3.4, in Method 13 A, may be omitted. The sampling time and sample volume for each run shall be at least 60 minutes and 0.85 dscm (30 dscf).

(3) The equivalent P<sub>2</sub>O<sub>5</sub> feed rate (P) shall be computed using the following equation:

$$P = M_p R_p$$

Where:

M<sub>p</sub> = total mass flow rate of phosphorus-bearing feed, metric ton/hr (ton/hr).

R<sub>p</sub> = P<sub>2</sub>O<sub>5</sub> content, decimal fraction.

(i) The accountability system described in § 63.605(a) and (b) shall be used to determine the mass flow rate (M<sub>p</sub>) of the phosphorus-bearing feed.

(ii) The P<sub>2</sub>O<sub>5</sub> content (R<sub>p</sub>) of the feed shall be determined using as appropriate the following methods (incorporated by reference—see 40 CFR 63.14) specified in the Book of Methods Used and Adopted By The Association Of Florida Phosphate Chemists, Seventh Edition 1991, where applicable:

(A) Section IX, Methods of Analysis For Phosphate Rock, No. 1 Preparation of Sample.

(B) Section IX, Methods of Analysis For Phosphate Rock, No. 3 Phosphorus-P<sub>2</sub>O<sub>5</sub> or Ca<sub>3</sub>(PO<sub>4</sub>)<sub>2</sub>, Method A-Volumetric Method.

(C) Section IX, Methods of Analysis For Phosphate Rock, No. 3 Phosphorus-P<sub>2</sub>O<sub>5</sub> or Ca<sub>3</sub>(PO<sub>4</sub>)<sub>2</sub>, Method B-Gravimetric Quimociac Method.

(D) Section IX, Methods of Analysis For Phosphate Rock, No. 3 Phosphorus-P<sub>2</sub>O<sub>5</sub> or Ca<sub>3</sub>(PO<sub>4</sub>)<sub>2</sub>, Method C-Spectrophotometric Method.

(E) Section XI, Methods of Analysis For Phosphoric Acid, Superphosphate, Triple Superphosphate, and Ammonium Phosphates, No. 3 Total Phosphorus-P<sub>2</sub>O<sub>5</sub>, Method A-Volumetric Method.

(F) Section XI, Methods of Analysis For Phosphoric Acid, Superphosphate, Triple Superphosphate, and Ammonium Phosphates, No. 3 Total Phosphorus-P<sub>2</sub>O<sub>5</sub>, Method B-Gravimetric Quimociac Method.

(G) Section XI, Methods of Analysis For Phosphoric Acid, Superphosphate, Triple Superphosphate, and Ammonium Phosphates, No. 3 Total Phosphorus-P<sub>2</sub>O<sub>5</sub>, Method C-Spectrophotometric Method.

(4) To comply with § 63.605(d) (1) or (2), the owner or operator shall use the monitoring systems in § 63.605(c) to determine the average pressure loss of the gas stream across each scrubber in the process scrubbing system and to determine the average flow rate of the scrubber liquid to each scrubber in the process scrubbing system during each of the total fluoride runs. The arithmetic averages of the three runs shall be used as the baseline average values for the purposes of § 63.605(d) (1) or (2).

(d) Each owner or operator of a new or existing phosphate rock dryer shall demonstrate compliance with the particulate matter standards in § 63.602 or § 63.603 as follows:

(1) The emission rate (E) of particulate matter shall be computed for each run using the following equation:

$$E = (C_s Q_{sd}) / (P K)$$

Where:

E = emission rate of particulate matter, kg/Mg (lb/ton) of phosphate rock feed.

C<sub>s</sub> = concentration of particulate matter, g/dscm (g/dscf).

Q<sub>sd</sub> = volumetric flow rate of effluent gas, dscm/hr (dscf/hr).

P = phosphate rock feed rate, Mg/hr (ton/hr).

K = conversion factor, 1000 g/kg (453.6 g/lb).

(2) Method 5 (40 CFR part 60, appendix A) shall be used to determine the particulate matter concentration (C<sub>s</sub>) and volumetric flow rate (Q<sub>sd</sub>) of the effluent gas. The sampling time and sample volume for each run shall be at least 60 minutes and 0.85 dscm (30 dscf).

(3) The system described in § 63.605(a) shall be used to determine the phosphate rock feed rate (P) for each run.

(4) To comply with § 63.605(d) (1) or (2), the owner or operator shall use the monitoring systems in § 63.605(c) to determine the average pressure loss of the gas stream across each scrubber in the process scrubbing system and to

determine the average flow rate of the scrubber liquid to each scrubber in the process scrubbing system during each of the particulate matter runs. The arithmetic average of the one-hour averages determined during the three test runs shall be used as the baseline average values for the purposes of § 63.605(d) (1) or (2).

(e) Each owner or operator of a new or existing phosphate rock calciner shall demonstrate compliance with the particulate matter standards in §§ 63.602 and 63.603 as follows:

(1) Method 5 (40 CFR part 60, appendix A) shall be used to determine the particulate matter concentration. The sampling time and volume for each test run shall be at least 60 minutes and 1.70 dscm.

(2) To comply with § 63.605(d) (1) or (2), the owner or operator shall use the monitoring systems in § 63.605(c) to determine the average pressure loss of the gas stream across each scrubber in the process scrubbing system and to determine the average flow rate of the scrubber liquid to each scrubber in the process scrubbing system during each of the particulate matter runs. The arithmetic average of the one-hour averages determined during the three test runs shall be used as the baseline average values for the purposes of § 63.605(d) (1) or (2).

#### § 63.607 Notification, recordkeeping, and reporting requirements.

(a) Each owner or operator subject to the requirements of this subpart shall comply with the notification requirements in § 63.9.

(b) Each owner or operator subject to the requirements of this subpart shall comply with the recordkeeping requirements in § 63.10.

(c) The owner or operator of an affected source shall comply with the reporting requirements specified in § 63.10 as follows:

(1) *Performance test report.* As required by § 63.10, the owner or operator shall report the results of the initial and annual performance tests as part of the notification of compliance status required in § 63.9.

(2) *Excess emissions report.* As required by § 63.10, the owner or operator of an affected source shall submit an excess

## § 63.608

emissions report for any exceedance of an operating parameter limit. The report shall contain the information specified in § 63.10. When no exceedances of an operating parameter have occurred, such information shall be included in the report. The report shall be submitted semiannually and shall be delivered or postmarked by the 30th day following the end of the calendar half. If exceedances are reported, the owner or operator shall report quarterly until a request to reduce reporting frequency is approved as described in § 63.10.

(3) *Summary report.* If the total duration of control system exceedances for the reporting period is less than 1 percent of the total operating time for the reporting period, the owner or operator shall submit a summary report containing the information specified in § 63.10 rather than the full excess emissions report, unless required by the Administrator. The summary report shall be submitted semiannually and shall be delivered or postmarked by the 30th day following the end of the calendar half.

(4) If the total duration of control system operating parameter exceedances for the reporting period is 1 percent or greater of the total operating time for the reporting period, the owner or operator shall submit a summary report and the excess emissions report.

## § 63.608 Applicability of general provisions.

The requirements of the general provisions in subpart A of this part that are applicable to the owner or operator subject to the requirements of this subpart are shown in appendix A to this subpart.

## § 63.609 Compliance dates.

(a) Each owner or operator of an existing affected source at a phosphoric acid manufacturing plant shall achieve compliance with the requirements of this subpart no later than June 10, 2002. Notwithstanding the requirements of § 63.7(a)(2)(iii), each owner or operator of an existing source at an affected existing phosphoric acid manufacturing plant shall fulfill the applicable re-

## 40 CFR Ch. I (7–1–07 Edition)

quirements of § 63.606 no later than June 10, 2002.

(b) Each owner or operator of a phosphoric acid manufacturing plant that commences construction or reconstruction of an affected source after December 27, 1996 shall achieve compliance with the requirements of this subpart upon startup of operations or by June 10, 1999, whichever is later.

## § 63.610 Exemption from new source performance standards.

Any affected source subject to the provisions of this subpart is exempted from any otherwise applicable new source performance standard contained in 40 CFR part 60, subpart T, subpart U or subpart NN. To be exempt, a source must have a current operating permit pursuant to Title V of the Act and the source must be in compliance with all requirements of this subpart. For each affected source, this exemption is effective upon the date that the owner or operator demonstrates to the Administrator that the requirements of §§ 63.604, 63.605 and 63.606 have been met.

## § 63.611 Implementation and enforcement.

(a) This subpart can be implemented and enforced by the U.S. EPA, or a delegated authority such as the applicable State, local, or Tribal agency. If the U.S. EPA Administrator has delegated authority to a State, local, or Tribal agency, then that agency, in addition to the U.S. EPA, has the authority to implement and enforce this subpart. Contact the applicable U.S. EPA Regional Office to find out if implementation and enforcement of this subpart is delegated to a State, local, or Tribal agency.

(b) In delegating implementation and enforcement authority of this subpart to a State, local, or Tribal agency under subpart E of this part, the authorities contained in paragraph (c) of this section are retained by the Administrator of U.S. EPA and cannot be transferred to the State, local, or Tribal agency.

(c) The authorities that cannot be delegated to State, local, or Tribal agencies are as specified in paragraphs (c)(1) through (4) of this section.

## Environmental Protection Agency

## Pt. 63, Subpt. AA, App. A

(1) Approval of alternatives to the requirements in §§63.600, 63.602 through 63.604, and 63.609 through 63.610.

(2) Approval of major alternatives to test methods under §63.7(e)(2)(ii) and (f), as defined in §63.90, and as required in this subpart.

(3) Approval of major alternatives to monitoring under §63.8(f), as defined in §63.90, and as required in this subpart.

(4) Approval of major alternatives to recordkeeping and reporting under §63.10(f), as defined in §63.90, and as required in this subpart.

[68 FR 37351, June 23, 2003]

### APPENDIX A TO SUBPART AA OF PART 63—APPLICABILITY OF GENERAL PROVISIONS (40 CFR PART 63, SUBPART A) TO SUBPART AA

40 CFR citation	Requirement	Applies to subpart AA	Comment
63.1(a)(1) through (4) .....	General Applicability .....	Yes.	
63.1(a)(5) .....	.....	No .....	[Reserved].
63.1(a)(6) through (8) .....	.....	Yes.	
63.1(a)(9) .....	.....	No .....	[Reserved].
63.1(a)(10) through (14) .....	.....	Yes.	
63.1(b) .....	Initial Applicability Determination ..	Yes.	
63.1(c)(1) .....	Applicability After Standard Estab- lished.	Yes.	
63.1(c)(2) .....	.....	Yes. ....	Some plants may be area sources.
63.1(c)(3) .....	.....	No .....	[Reserved].
63.1(c)(4) and (5) .....	.....	Yes.	
63.1(d) .....	.....	No .....	[Reserved].
63.1(e) .....	Applicability of Permit Program ....	Yes.	
63.2 .....	Definitions .....	Yes. ....	Additional definitions in §63.601.
63.3 .....	Units and Abbreviations .....	Yes.	
63.4(a)(1) through (3) .....	Prohibited Activities .....	Yes.	
63.4(a)(4) .....	.....	No .....	[Reserved].
63.4(a)(5) .....	.....	Yes.	
63.4(b) and (c) .....	Circumvention/Severability .....	Yes.	
63.5(a) .....	Construction/Reconstruction Ap- plicability.	Yes.	
63.5(b)(1) .....	Existing, New, Reconstructed Sources Requirements.	Yes.	
63.5(b)(2) .....	.....	No .....	[Reserved].
63.5(b)(3) through (6) .....	.....	Yes.	
63.5(c) .....	.....	No .....	[Reserved].
63.5(d) .....	Application for Approval of Construction/ Reconstruction.	Yes.	
63.5(e) .....	Approval of Construction/Recon- struction.	Yes.	
63.5(f) .....	Approval of Construction/Recon- struction Based on State Re- view.	Yes.	
63.6(a) .....	Compliance with Standards and Maintenance Applicability.	Yes.	
63.6(b)(1) through (5) .....	New and Reconstructed Sources Dates.	Yes.	See also §63.609.
63.6(b)(6) .....	.....	No .....	[Reserved].
63.6(b)(7) .....	.....	Yes.	
63.6(c)(1) .....	Existing Sources Dates .....	Yes.	§ 63.609 specifies dates.
63.6(c)(2) .....	.....	Yes.	
63.6(c)(3) and (4) .....	.....	No .....	[Reserved].
63.6(c)(5) .....	.....	Yes.	
63.6(d) .....	.....	No .....	[Reserved].
63.6(e)(1) and (2) .....	Operation & Maintenance Re- quirements.	Yes	
63.6(e)(3) .....	Startup, Shutdown, and Malfunc- tion Plan.	Yes	
63.6(f) .....	Compliance with Emission Stand- ards.	Yes	
63.6(g) .....	Alternative Standard .....	Yes.	
63.6(h) .....	Compliance with Opacity/VE Standards.	No .....	Subpart AA does not include VE/ opacity standards.
63.6(i)(1) through (14) .....	Extension of Compliance .....	Yes.	
63.6(i)(15) .....	.....	No .....	[Reserved].
63.6(i)(16) .....	.....	Yes.	

Pt. 63, Subpt. AA, App. A

40 CFR Ch. I (7–1–07 Edition)

40 CFR citation	Requirement	Applies to subpart AA	Comment
63.6(j) .....	Exemption from Compliance .....	Yes.	
63.7(a) .....	Performance Test Requirements Applicability.	Yes.	§ 63.609(a) applies rather than § 63.7(a)(2)(iii).
63.7(b) .....	Notification .....	Yes.	
63.7(c) .....	Quality Assurance/Test Plan .....	Yes.	
63.7(d) .....	Testing Facilities .....	Yes.	
63.7(e) .....	Conduct of Tests .....	Yes.	
63.7(f) .....	Alternative Test Method .....	Yes.	§§ 63.604 and 63.605 specify additional requirements.
63.7(g) .....	Data Analysis .....	Yes.	
63.7(h) .....	Waiver of Tests .....	Yes.	
63.8(a)(1) .....	Monitoring Requirements Applicability.	Yes.	
63.8(a)(2) .....	.....	No .....	
63.8(a)(3) .....	.....	No .....	Subpart AA does not require CMS performance specifications. [Reserved].
63.8(a)(4) .....	.....	Yes.	
63.8(b) .....	Conduct of Monitoring .....	Yes.	Subpart AA does not require COMS/CEMS or CMS performance specifications.
63.8(c)(1) through (4) .....	CMS Operation/Maintenance .....	Yes.	
63.8(c)(5) through (8) .....	.....	No .....	
63.8(d) .....	Quality Control .....	Yes.	Subpart AA does not require CMS performance evaluations
63.8(e) .....	CMS Performance Evaluation .....	No .....	
63.8(f)(1) through (5) .....	Alternative Monitoring Method .....	Yes.	Subpart AA does not require CEMS.
63.8(f)(6) .....	Alternative to RATA Test .....	No .....	
63.8(g)(1) .....	Data Reduction .....	Yes.	Subpart AA does not require COMS or CEMS
63.8(g)(2) .....	.....	No .....	
63.8(g)(3) through (5) .....	.....	Yes.	
63.9(a) .....	Notification Requirements Applicability.	Yes.	Subpart AA does not include VE/opacity standards. Subpart AA does not require CMS performance evaluation, COMS, or CEMS.
63.9(b) .....	Initial Notifications .....	Yes.	
63.9(c) .....	Request for Compliance Extension.	Yes.	
63.9(d) .....	New Source Notification for Special Compliance Requirements.	Yes.	
63.9(e) .....	Notification of Performance Test ..	Yes.	
63.9(f) .....	Notification of VE/Opacity Test ....	No .....	
63.9(g) .....	Additional CMS Notifications .....	No .....	
63.9(h)(1) through (3) .....	Notification of Compliance Status .....	Yes.	
63.9(h)(4) .....	.....	No .....	
63.9(h)(5) and (6) .....	.....	Yes.	
63.9(i) .....	Adjustment of Deadlines .....	Yes.	[Reserved].
63.9(j) .....	Change in Previous Information ...	Yes.	
63.10(a) .....	Recordkeeping/Reporting-Applicability.	Yes.	Subpart AA does not require CMS performance specifications.
63.10(b) .....	General Recordkeeping Requirements.	Yes.	
63.10(c)(1) .....	Additional CMS Recordkeeping ...	Yes.	[Reserved].
63.10(c)(2) through (4) .....	.....	No .....	
63.10(c)(5) .....	.....	Yes.	Subpart AA does not require CMS performance specifications.
63.10(c)(6) .....	.....	No .....	
63.10(c)(7) and (8) .....	.....	Yes.	[Reserved].
63.10(c)(9) .....	.....	No .....	
63.10(c)(10) through (13) .....	.....	Yes.	Subpart AA does not require a CMS quality control program.
63.10(c)(14) .....	.....	No .....	
63.10(c)(15) .....	.....	Yes.	Subpart AA does not include VE/opacity standards.
63.10(d)(1) .....	General Reporting Requirements	Yes.	
63.10(d)(2) .....	Performance Test Results .....	Yes.	
63.10(d)(3) .....	Opacity or VE Observations .....	No .....	
63.10(d)(4) and (5) .....	Progress Reports/Startup, Shutdown, and Malfunction Reports.	Yes.	Subpart AA does not require CEMS or CMS performance evaluations.
63.10(e)(1) and (2) .....	Additional CMS Reports .....	No .....	

## Environmental Protection Agency

## § 63.621

40 CFR citation	Requirement	Applies to subpart AA	Comment
63.10(e)(3) .....	Excess Emissions/CMS Performance Reports.	Yes. ....	§ 63.606(c)(2) includes additional requirements. A CMS performance report is not required. Subpart AA does not require COMS.
63.10(e)(4) .....	COMS Data Reports .....	No .....	
63.10(f) .....	Recordkeeping/Reporting Waiver Control Device Requirements Applicability.	Yes.	Flares not applicable.
63.11(a) .....		Yes.	
63.11(b) .....	Flares .....	No .....	
63.12 .....	State Authority and Delegations ...	Yes.	
63.13 .....	Addresses .....	Yes.	
63.14 .....	Incorporation by Reference .....	Yes.	
63.15 .....	Information Availability/Confidentiality.	Yes.	

### Subpart BB—National Emission Standards for Hazardous Air Pollutants From Phosphate Fertilizers Production Plants

SOURCE: 64 FR 31382, June 10, 1999, unless otherwise noted.

#### § 63.620 Applicability.

(a) Except as provided in paragraphs (c), (d), and (e) of this section, the requirements of this subpart apply to the owner or operator of each phosphate fertilizers production plant.

(b) The requirements of this subpart apply to emissions of hazardous air pollutants (HAPs) emitted from the following new or existing affected sources at a phosphate fertilizers production plant:

(1) Each diammonium and/or monoammonium phosphate process line. The requirements of this subpart apply to the following emission points which are components of a diammonium and/or monoammonium phosphate process line: reactors, granulators, dryers, coolers, screens, and mills.

(2) Each granular triple superphosphate process line. The requirements of this subpart apply to the following emission points which are components of a granular triple superphosphate process line: mixers, curing belts (dens), reactors, granulators, dryers, coolers, screens, and mills.

(3) Each granular triple superphosphate storage building. The requirements of this subpart apply to the following emission points which are components of a granular triple superphosphate storage building: storage or cur-

ing buildings, conveyors, elevators, screens and mills.

(c) The requirements of this subpart do not apply to the owner or operator of a new or existing phosphate fertilizers production plant that is not a major source as defined in § 63.2.

(d) The provisions of this subpart do not apply to research and development facilities as defined in § 63.621.

(e) The emission limitations and operating parameter requirements of this subpart do not apply during periods of startup, shutdown, or malfunction, as those terms are defined in § 63.2, provided that the source is operated in accordance with § 63.6(e)(1)(i).

[64 FR 31382, June 10, 1999, as amended at 67 FR 65077, Dec. 17, 2001; 71 FR 20457, Apr. 20, 2006]

#### § 63.621 Definitions.

Terms used in this subpart are defined in the Clean Air Act, in § 63.2, or in this section as follows:

*Diammonium and/or monoammonium phosphate process line* means any process line manufacturing granular diammonium and/or monoammonium phosphate by reacting ammonia with phosphoric acid which has been derived from or manufactured by reacting phosphate rock and acid.

*Equivalent P<sub>2</sub>O<sub>5</sub> feed* means the quantity of phosphorus, expressed as phosphorous pentoxide, fed to the process.

*Equivalent P<sub>2</sub>O<sub>5</sub> stored* means the quantity of phosphorus, expressed as phosphorus pentoxide, being cured or stored in the affected facility.

*Exceedance* means a departure from an indicator range established for monitoring under this subpart, consistent

## § 63.622

## 40 CFR Ch. I (7–1–07 Edition)

with any averaging period specified for averaging the results of the monitoring.

*Fresh granular triple superphosphate* means granular triple superphosphate produced within the preceding 72 hours.

*Granular triple superphosphate process line* means any process line, not including storage buildings, manufacturing granular triple superphosphate by reacting phosphate rock with phosphoric acid.

*Granular triple superphosphate storage building* means any building curing or storing fresh granular triple superphosphate.

*Research and development facility* means research or laboratory operations whose primary purpose is to conduct research and development into new processes and products, where the operations are under the close supervision of technically trained personnel, and where the facility is not engaged in the manufacture of products for commercial sale in commerce or other off-site distribution, except in a de minimis manner.

*Total fluorides* means elemental fluorine and all fluoride compounds, including the HAP hydrogen fluoride, as measured by reference methods specified in 40 CFR part 60, appendix A, Method 13 A or B, or by equivalent or alternative methods approved by the Administrator pursuant to § 63.7(f).

### § 63.622 Standards for existing sources.

(a) *Diammonium and/or monoammonium phosphate process line.* On and after the date on which the performance test required to be conducted by §§ 63.7 and 63.626 is required to be completed, no owner or operator subject to the provisions of this subpart shall cause to be discharged into the atmosphere from any affected source any gases which contain total fluorides in excess of 30 grams/metric ton of equivalent  $P_2O_5$  feed (0.060 lb/ton).

(b) *Granular triple superphosphate process line.* On and after the date on which the performance test required to be conducted by §§ 63.7 and 63.626 is required to be completed, no owner or operator subject to the provisions of this subpart shall cause to be discharged into the atmosphere from any affected

source any gases which contain total fluorides in excess of 75 grams/metric ton of equivalent  $P_2O_5$  feed (0.150 lb/ton).

(c) *Granular triple superphosphate storage building.* (1) On and after the date on which the performance test required to be conducted by §§ 63.7 and 63.626 is required to be completed, no owner or operator subject to the provisions of this subpart shall cause to be discharged into the atmosphere from any affected source any gases which contain total fluorides in excess of 0.250 grams/hr/metric ton of equivalent  $P_2O_5$  stored ( $5.0 \times 10^{-4}$  lb/hr/ton of equivalent  $P_2O_5$  stored).

(2) No owner or operator subject to the provisions of this subpart shall ship fresh granular triple superphosphate from an affected facility.

### § 63.623 Standards for new sources.

(a) *Diammonium and/or monoammonium phosphate process line.* On and after the date on which the performance test required to be conducted by §§ 63.7 and 63.626 is required to be completed, no owner or operator subject to the provisions of this subpart shall cause to be discharged into the atmosphere from any affected source any gases which contain total fluorides in excess of 29.0 grams/metric ton of equivalent  $P_2O_5$  feed (0.0580 lb/ton).

(b) *Granular triple superphosphate process line.* On and after the date on which the performance test required to be conducted by §§ 63.7 and 63.626 is required to be completed, no owner or operator subject to the provisions of this subpart shall cause to be discharged into the atmosphere from any affected source any gases which contain total fluorides in excess of 61.50 grams/metric ton of equivalent  $P_2O_5$  feed (0.1230 lb/ton).

(c) *Granular triple superphosphate storage building.* (1) On and after the date on which the performance test required to be conducted by §§ 63.7 and 63.626 is required to be completed, no owner or operator subject to the provisions of this subpart shall cause to be discharged into the atmosphere from any affected source any gases which contain total fluorides in excess of 0.250 grams/hr/metric ton of equivalent  $P_2O_5$



## Environmental Protection Agency

## § 63.625

stored ( $5.0 \times 10^{-4}$  lb/hr/ton of equivalent  $P_2O_5$  stored).

(2) No owner or operator subject to the provisions of this subpart shall ship fresh granular triple superphosphate from an affected facility.

### § 63.624 Operating requirements.

On or after the date on which the performance test required to be conducted by §§ 63.7 and 63.626 is required to be completed, the owner/operator using a wet scrubbing emission control system must maintain daily averages of the pressure drop across each scrubber and of the flow rate of the scrubbing liquid to each scrubber within the allowable ranges established pursuant to the requirements of § 63.625(f)(1) or (2).

[67 FR 40818, June 13, 2002]

### § 63.625 Monitoring requirements.

(a) Each owner or operator of a new or existing diammonium and/or monoammonium phosphate process line or granular triple superphosphate process line subject to the provisions of this subpart shall install, calibrate, maintain, and operate a monitoring system which can be used to determine and permanently record the mass flow of phosphorus-bearing feed material to the process. The monitoring system shall have an accuracy of  $\pm 5$  percent over its operating range.

(b) Each owner or operator of a new or existing diammonium and/or monoammonium phosphate process line or granular triple superphosphate process line subject to the provisions of this subpart shall maintain a daily record of equivalent  $P_2O_5$  feed by first determining the total mass rate in metric ton/hour of phosphorus bearing feed using a monitoring system for measuring mass flowrate which meets the requirements of paragraph (a) of this section and then by proceeding according to § 63.626(c)(3).

(c) Each owner or operator of a new or existing diammonium and/or monoammonium phosphate process line, granular triple superphosphate process line, or granular triple superphosphate storage building using a wet scrubbing emission control system shall install, calibrate, maintain, and

operate the following monitoring systems:

(1) A monitoring system which continuously measures and permanently records the pressure drop across each scrubber in the process scrubbing system in 15-minute block averages. The monitoring system shall be certified by the manufacturer to have an accuracy of  $\pm 5$  percent over its operating range.

(2) A monitoring system which continuously measures and permanently records the flow rate of the scrubbing liquid to each scrubber in the process scrubbing system in 15-minute block averages. The monitoring system shall be certified by the manufacturer to have an accuracy of  $\pm 5$  percent over its operating range.

(d) The owner or operator of any granular triple superphosphate storage building subject to the provisions of this subpart shall maintain an accurate account of granular triple superphosphate in storage to permit the determination of the amount of equivalent  $P_2O_5$  stored.

(e)(1) Each owner or operator of a new or existing granular triple superphosphate storage building subject to the provisions of this subpart shall maintain a daily record of total equivalent  $P_2O_5$  stored by multiplying the percentage  $P_2O_5$  content, as determined by § 63.626(d)(3), times the total mass of granular triple superphosphate stored.

(2) The owner or operator of any granular triple superphosphate storage building subject to the provisions of this subpart shall develop for approval by the Administrator a site-specific methodology including sufficient recordkeeping for the purposes of demonstrating compliance with § 63.622(c)(2) or § 63.623(c)(2), as applicable.

(f) Following the date on which the performance test required in § 63.626 is completed, the owner or operator of a new or existing affected source using a wet scrubbing emission control system and subject to emissions limitations for total fluorides or particulate matter contained in this subpart must establish allowable ranges for operating parameters using the methodology of either paragraph (f)(1) or (2) of this section:

(1) The allowable range for the daily averages of the pressure drop across each scrubber and of the flow rate of the scrubbing liquid to each scrubber in the process scrubbing system is  $\pm 20$  percent of the baseline average value determined as a requirement of § 63.626(c)(4) or (d)(4). The Administrator retains the right to reduce the  $\pm 20$  percent adjustment to the baseline average values of operating ranges in those instances where performance test results indicate that a source's level of emissions is near the value of an applicable emissions standard, but in no instance shall the adjustment be reduced to less than  $\pm 10$  percent. The owner or operator must notify the Administrator of the baseline average value and must notify the Administrator each time that the baseline value is changed as a result of the most recent performance test. When a source using the methodology of this paragraph is retested, the owner or operator shall determine whether new allowable ranges of baseline average values will be based upon the new performance test or (if the new performance test results are within the previously established range) whether there will be no change in the operating parameters derived from previous tests. When a source using the methodology of this paragraph is retested and the performance test results are submitted to the Administrator pursuant to §§ 63.627(c)(1), 63.7(g)(1), and/or 63.10(d)(2), the owner or operator will indicate whether the operating range will be based on the new performance test or the previously established range. If the Administrator has not denied approval of the new operating ranges within 30 days of submission of the performance test results, the new ranges shall be deemed approved and the new baseline value shall then be effective on the 31st day following submission.

(2) The owner or operator of any new or existing affected source shall establish, and provide to the Administrator for approval, allowable ranges for the daily averages of the pressure drop across and of the flow rate of the scrubbing liquid to each scrubber in the process scrubbing system for the purpose of assuring compliance with this

subpart. Allowable ranges may be based upon baseline average values recorded during previous performance tests using the test methods required in § 63.626(c)(4) or (d)(4). As an alternative, the owner or operator can establish the allowable ranges using the results of performance tests conducted specifically for the purposes of this paragraph using the test methods required in this subpart and established in the manner required in § 63.626(c)(4) or (d)(4). The source shall certify that the control devices and processes have not been modified subsequent to the testing upon which the data used to establish the allowable ranges were obtained. The allowable ranges developed pursuant to the provisions of this paragraph must be submitted to the Administrator for approval. The owner or operator must request and obtain approval of the Administrator for changes to the allowable ranges. When a source using the methodology of this paragraph is retested, the owner or operator shall determine new allowable ranges of baseline average values unless the retest indicates no change in the operating parameters outside the previously established ranges. If the Administrator has not denied approval of the new operating ranges within 30 days of submission of the performance test results, the new ranges shall be deemed approved and the new baseline value shall then be effective on the 31st day following submission.

[64 FR 31382, June 10, 1999, as amended at 67 FR 65077, Dec. 17, 2001]

**§ 63.626 Performance tests and compliance provisions.**

(a)(1) On or before the applicable compliance date in § 63.630 and once per annum thereafter, each owner or operator of a phosphate fertilizers production plant subject to the provisions of this subpart shall conduct a performance test to demonstrate compliance with the applicable emission standard for each existing diammonium and/or monoammonium phosphate process line, granular triple superphosphate process line, or granular triple superphosphate storage building. The owner or operator shall conduct the performance test according to the procedures

## Environmental Protection Agency

## § 63.626

in subpart A of this part and in this section.

(2) As required by § 63.7(a)(2) and once per annum thereafter, each owner or operator of a phosphate fertilizers production plant subject to the provisions of this subpart shall conduct a performance test to demonstrate compliance with the applicable emission standard for each new diammonium and/or monoammonium phosphate process line, granular triple superphosphate process line, or granular triple superphosphate storage building. The owner or operator shall conduct the performance test according to the procedures in subpart A of this part and in this section.

(b) In conducting performance tests, each owner or operator of an affected source shall use as reference methods and procedures the test methods in 40 CFR part 60, appendix A, or other methods and procedures as specified in this section, except as provided in § 63.7(f).

(c) Each owner or operator of a new or existing diammonium and/or monoammonium phosphate process line or granular triple superphosphate process line shall determine compliance with the applicable total fluorides standards in § 63.622 or § 63.623 as follows:

(1) The emission rate (E) of total fluorides shall be computed for each run using the following equation:

$$E = \left( \sum_{i=1}^N C_{si} Q_{sdi} \right) / (PK)$$

Where:

E = emission rate of total fluorides, g/metric ton (lb/ton) of equivalent P<sub>2</sub>O<sub>5</sub> feed.

C<sub>si</sub> = concentration of total fluorides from emission point "i," mg/dscm (mg/dscf).

Q<sub>sdi</sub> = volumetric flow rate of effluent gas from emission point "i," dscm/hr (dscf/hr).

N = number of emission points associated with the affected facility.

P = equivalent P<sub>2</sub>O<sub>5</sub> feed rate, metric ton/hr (ton/hr).

K = conversion factor, 1000 mg/g (453,600 mg/lb).

(2) Method 13A or 13B (40 CFR part 60, appendix A) shall be used to determine the total fluorides concentration (C<sub>si</sub>) and volumetric flow rate (Q<sub>sdi</sub>) of the effluent gas from each of the emission

points. If Method 13 B is used, the fusion of the filtered material described in section 7.3.1.2 and the distillation of suitable aliquots of containers 1 and 2, described in sections 7.3.3 and 7.3.4 in Method 13 A, may be omitted. The sampling time and sample volume for each run shall be at least one hour and 0.85 dscm (30 dscf).

(3) The equivalent P<sub>2</sub>O<sub>5</sub> feed rate (P) shall be computed using the following equation:

$$P = M_p R_p$$

Where:

M<sub>p</sub> = total mass flow rate of phosphorus-bearing feed, metric ton/hr (ton/hr).

R<sub>p</sub> = P<sub>2</sub>O<sub>5</sub> content, decimal fraction.

(i) The accountability system described in § 63.625(a) and (b) shall be used to determine the mass flow rate (M<sub>p</sub>) of the phosphorus-bearing feed.

(ii) The P<sub>2</sub>O<sub>5</sub> content (R<sub>p</sub>) of the feed shall be determined using as appropriate the following methods (incorporated by reference—see 40 CFR 63.14) specified in the Book of Methods Used and Adopted By The Association Of Florida Phosphate Chemists, Seventh Edition 1991, where applicable:

(A) Section IX, Methods of Analysis for Phosphate Rock, No. 1 Preparation of Sample.

(B) Section IX, Methods of Analysis for Phosphate Rock, No. 3 Phosphorus—P<sub>2</sub>O<sub>5</sub> or Ca<sub>3</sub>(PO<sub>4</sub>)<sub>2</sub>, Method A—Volumetric Method.

(C) Section IX, Methods of Analysis For Phosphate Rock, No. 3 Phosphorus—P<sub>2</sub>O<sub>5</sub> or Ca<sub>3</sub>(PO<sub>4</sub>)<sub>2</sub>, Method B—Gravimetric Quimociac Method.

(D) Section IX, Methods of Analysis For Phosphate Rock, No. 3 Phosphorus—P<sub>2</sub>O<sub>5</sub> or Ca<sub>3</sub>(PO<sub>4</sub>)<sub>2</sub>, Method C—Spectrophotometric Method.

(E) Section XI, Methods of Analysis For Phosphoric Acid, Superphosphate, Triple superphosphate, and Ammonium Phosphates, No. 3 Total Phosphorus—P<sub>2</sub>O<sub>5</sub>, Method A—Volumetric Method.

(F) Section XI, Methods of Analysis For Phosphoric Acid, Superphosphate, Triple Superphosphate, and Ammonium Phosphates, No. 3 Total Phosphorus—P<sub>2</sub>O<sub>5</sub>, Method B—Gravimetric Quimociac Method.

(G) Section XI, Methods of Analysis for Phosphoric Acid, Superphosphate,

§ 63.626

40 CFR Ch. I (7–1–07 Edition)

Triple Superphosphate, and Ammonium Phosphates, No. 3 Total Phosphorus-P<sub>2</sub>O<sub>5</sub>, Method C—Spectrophotometric Method.

(4) To comply with § 63.625(f)(1) or (2), the owner or operator shall use the monitoring systems in § 63.625(c) to determine the average pressure loss of the gas stream across each scrubber in the process scrubbing system and to determine the average flow rate of the scrubber liquid to each scrubber in the process scrubbing system during each of the total fluoride runs. The arithmetic averages of the three runs shall be used as the baseline average values for the purposes of § 63.625(f)(1) or (2).

(d) Each owner or operator of a new or existing granular triple superphosphate storage building shall determine compliance with the applicable total fluorides standards in § 63.622 or § 63.623 as follows:

(1) The owner or operator shall conduct performance tests only when the following quantities of product are being cured or stored in the facility.

(i) Total granular triple superphosphate is at least 10 percent of the building capacity, and

(ii) Fresh granular triple superphosphate is at least six percent of the total amount of granular triple superphosphate, or

(iii) If the provision in paragraph (d)(1)(ii) of this section exceeds production capabilities for fresh granular triple superphosphate, fresh granular triple superphosphate is equal to at least 5 days maximum production.

(2) In conducting the performance test, the owner or operator shall use as reference methods and procedures the test methods in 40 CFR part 60, appendix A, or other methods and procedures as specified in this section, except as provided in § 63.7(f).

(3) The owner or operator shall determine compliance with the total fluorides standard in §§ 63.622 and 63.623 as follows:

(i) The emission rate (E) of total fluorides shall be computed for each run using the following equation:

$$E = \left( \sum_{i=1}^N C_{si} Q_{sdi} \right) / (PK)$$

Where:

E = emission rate of total fluorides, g/hr/metric ton (lb/hr/ton) of equivalent P<sub>2</sub>O<sub>5</sub> stored.

C<sub>si</sub> = concentration of total fluorides from emission point “i,” mg/dscm (mg/dscf).

Q<sub>sdi</sub> = volumetric flow rate of effluent gas from emission point “i,” dscm/hr (dscf/hr).

N = number of emission points in the affected facility.

P = equivalent P<sub>2</sub>O<sub>5</sub> stored, metric tons (tons).

K = conversion factor, 1000 mg/g (453,600 mg/lb).

(ii) Method 13A or 13B (40 CFR part 60, appendix A) shall be used to determine the total fluorides concentration (C<sub>si</sub>) and volumetric flow rate (Q<sub>sdi</sub>) of the effluent gas from each of the emission points. If Method 13B is used, the fusion of the filtered material described in section 7.3.1.2 and the distillation of suitable aliquots of containers 1 and 2, described in Sections 7.3.3 and 7.3.4 in Method 13 A, may be omitted. The sampling time and sample volume for each run shall be at least one hour and 0.85 dscm (30 dscf).

(iii) The equivalent P<sub>2</sub>O<sub>5</sub> feed rate (P) shall be computed using the following equation:

$$P = M_p R_p$$

Where:

M<sub>p</sub> = amount of product in storage, metric ton (ton).

R<sub>p</sub> = P<sub>2</sub>O<sub>5</sub> content of product in storage, weight fraction.

(iv) The accountability system described in § 63.625(d) and (e) shall be used to determine the amount of product (M<sub>p</sub>) in storage.

(v) The P<sub>2</sub>O<sub>5</sub> content (R<sub>p</sub>) of the product stored shall be determined using as appropriate the following methods (incorporated by reference—see 40 CFR 63.14) specified in the Book of Methods Used and Adopted By The Association Of Florida Phosphate Chemists, Seventh Edition 1991, where applicable:

(A) Section XI, Methods of Analysis For Phosphoric Acid, Superphosphate, Triple superphosphate, and Ammonium Phosphates, No. 3 Total Phosphorus—P<sub>2</sub>O<sub>5</sub>, Method A—Volumetric Method.

(B) Section XI, Methods of Analysis For Phosphoric Acid, Superphosphate, Triple superphosphate, and Ammonium Phosphates, No. 3 Total Phosphorus—P<sub>2</sub>O<sub>5</sub>, Method B—Gravimetric Quimociac Method.

(C) Section XI, Methods of Analysis For Phosphoric Acid, Superphosphate, Triple superphosphate, and Ammonium Phosphates, No. 3 Total Phosphorus— $P_2O_5$ , Method C—Spectrophotometric Method, or,

(vi) The  $P_2O_5$  content ( $R_p$ ) of the product stored shall be determined using as appropriate the following methods (incorporated by reference—see 40 CFR 63.14) specified in the Official Methods of Analysis of AOAC International, sixteenth Edition, 1995, where applicable:

(A) AOAC Official Method 957.02 Phosphorus (Total) In Fertilizers, Preparation of Sample Solution.

(B) AOAC Official Method 929.01 Sampling of Solid Fertilizers.

(C) AOAC Official Method 929.02 Preparation of Fertilizer Sample.

(D) AOAC Official Method 978.01 Phosphorus (Total) in Fertilizers, Automated Method.

(E) AOAC Official Method 969.02 Phosphorus (Total) in Fertilizers, Alkalimetric Quinolinium Molybdophosphate Method.

(F) AOAC Official Method 962.02 Phosphorus (Total) in Fertilizers, Gravimetric Quinolinium Molybdophosphate Method.

(G) AOAC Official Method 958.01 Phosphorus (Total) in Fertilizers, Spectrophotometric Molybdovanadophosphate Method.

(4) To comply with § 63.625(f) (1) or (2), the owner or operator shall use the monitoring systems described in § 63.625(c) to determine the average pressure loss of the gas stream across each scrubber in the process scrubbing system and to determine the average flow rate of the scrubber liquid to each scrubber in the process scrubbing system during each of the total fluoride runs. The arithmetic averages of the three runs shall be used as the baseline average values for the purposes of § 63.625(f) (1) or (2).

**§ 63.627 Notification, recordkeeping, and reporting requirements.**

(a) Each owner or operator subject to the requirements of this subpart shall comply with the notification requirements in § 63.9.

(b) Each owner or operator subject to the requirements of this subpart shall

comply with the recordkeeping requirements in § 63.10.

(c) The owner or operator of an affected source shall comply with the reporting requirements specified in § 63.10 as follows:

(1) *Performance test report.* As required by § 63.10, the owner or operator shall report the results of the initial and annual performance tests as part of the notification of compliance status required in § 63.9.

(2) *Excess emissions report.* As required by § 63.10, the owner or operator of an affected source shall submit an excess emissions report for any exceedance of an operating parameter limit. The report shall contain the information specified in § 63.10. When no exceedances of an operating parameter have occurred, such information shall be included in the report. The report shall be submitted semiannually and shall be delivered or postmarked by the 30th day following the end of the calendar half. If exceedances are reported, the owner or operator shall report quarterly until a request to reduce reporting frequency is approved as described in § 63.10.

(3) *Summary report.* If the total duration of control system exceedances for the reporting period is less than 1 percent of the total operating time for the reporting period, the owner or operator shall submit a summary report containing the information specified in § 63.10 rather than the full excess emissions report, unless required by the Administrator. The summary report shall be submitted semiannually and shall be delivered or postmarked by the 30th day following the end of the calendar half.

(4) If the total duration of control system operating parameter exceedances for the reporting period is 1 percent or greater of the total operating time for the reporting period, the owner or operator shall submit a summary report and the excess emissions report.

**§ 63.628 Applicability of general provisions.**

The requirements of the general provisions in subpart A of this part that are applicable to the owner or operator

## § 63.629

subject to the requirements of this subpart are shown in appendix A to this subpart.

### § 63.629 Miscellaneous requirements.

The Administrator retains the authority to approve site-specific test plans for uncontrolled granular triple superphosphate storage buildings developed pursuant to § 63.7(c)(2)(i).

### § 63.630 Compliance dates.

(a) Each owner or operator of an existing affected source at a phosphate fertilizers production plant shall achieve compliance with the requirements of this subpart no later than June 10, 2002. Notwithstanding the requirements of § 63.7(a)(2)(iii), each owner or operator of an existing affected source at a phosphate fertilizers production plant shall fulfill the applicable requirements of § 63.626 no later than June 10, 2002.

(b) Each owner or operator of a phosphate fertilizers production plant that commences construction or reconstruction of an affected source after December 27, 1996 shall achieve compliance with the requirements of this subpart upon startup of operations or by June 10, 1999, whichever is later.

(c) The owner or operator of any existing uncontrolled granular triple superphosphate storage building subject to the provisions of this subpart shall submit for approval by the Administrator a site-specific test plan for each such building according to the provisions of § 63.7(b)(2)(i) no later than June 12, 2000.

### § 63.631 Exemption from new source performance standards.

Any affected source subject to the provisions of this subpart is exempted from any otherwise applicable new source performance standard contained in 40 CFR part 60, subpart V, subpart W, or subpart X. To be exempt, a source must have a current operating permit pursuant to Title V of the Act and the source must be in compliance

## 40 CFR Ch. I (7–1–07 Edition)

with all requirements of this subpart. For each affected source, this exemption is effective upon the date that the owner or operator demonstrates to the Administrator that the requirements of §§ 63.624, 63.625 and 63.626 have been met.

### § 63.632 Implementation and enforcement.

(a) This subpart can be implemented and enforced by the U.S. EPA, or a delegated authority such as the applicable State, local, or Tribal agency. If the U.S. EPA Administrator has delegated authority to a State, local, or Tribal agency, then that agency, in addition to the U.S. EPA, has the authority to implement and enforce this subpart. Contact the applicable U.S. EPA Regional Office to find out if implementation and enforcement of this subpart is delegated to a State, local, or Tribal agency.

(b) In delegating implementation and enforcement authority of this subpart to a State, local, or Tribal agency under subpart E of this part, the authorities contained in paragraph (c) of this section are retained by the Administrator of U.S. EPA and cannot be transferred to the State, local, or Tribal agency.

(c) The authorities that cannot be delegated to State, local, or Tribal agencies are as specified in paragraphs (c)(1) through (4) of this section.

(1) Approval of alternatives to the requirements in §§ 63.620, 63.622 through 63.624, and 63.629 through 63.631.

(2) Approval of major alternatives to test methods under § 63.7(e)(2)(ii) and (f), as defined in § 63.90, and as required in this subpart.

(3) Approval of major alternatives to monitoring under § 63.8(f), as defined in § 63.90, and as required in this subpart.

(4) Approval of major alternatives to recordkeeping and reporting under § 63.10(f), as defined in § 63.90, and as required in this subpart.

[68 FR 37351, June 23, 2003]

**Environmental Protection Agency**

**Pt. 63, Subpart BB, App. A**

**APPENDIX A TO SUBPART BB OF PART 63—APPLICABILITY OF GENERAL PROVISIONS  
(40 CFR PART 63, SUBPART A) TO SUBPART BB**

40 CFR citation	Requirement	Applies to sub-part BB	Comment
63.1(a)(1) through (4) .....	General Applicability .....	Yes.	
63.1(a)(5) .....	.....	No .....	[Reserved].
63.1(a)(6) through (8) .....	.....	Yes.	
63.1(a)(9) .....	.....	No .....	[Reserved].
63.1(a)(10) through (14) .....	.....	Yes.	
63.1(b) .....	Initial Applicability Determination ..	Yes.	
63.1(c)(1) .....	Applicability After Standard Estab- lished.	Yes.	
63.1(c)(2) .....	.....	Yes .....	Some plants may be area sources.
63.1(c)(3) .....	.....	No .....	[Reserved].
63.1(c)(4) and (5) .....	.....	Yes.	
63.1(d) .....	.....	No .....	[Reserved].
63.1(e) .....	Applicability of Permit Program ....	Yes.	
63.2 .....	Definitions .....	Yes .....	Additional definitions in § 63.621.
63.3 .....	Units and Abbreviations .....	Yes.	
63.4(a)(1) through (3) .....	Prohibited Activities .....	Yes.	
63.4(a)(4) .....	.....	No .....	[Reserved].
63.4(a)(5) .....	.....	Yes.	
63.4(b) and (c) .....	Circumvention/Severability .....	Yes.	
63.5(a) .....	Construction/Reconstruction App- licability.	Yes.	
63.5(b)(1) .....	Existing, New, Reconstructed Sources Requirements.	Yes.	
63.5(b)(2) .....	.....	No .....	[Reserved].
63.5(b)(3) through (6) .....	.....	Yes.	
63.5(c) .....	.....	No .....	[Reserved].
63.5(d) .....	Application for Approval of Con- struction/Reconstruction.	Yes.	
63.5(e) .....	Approval of Construction/Recon- struction.	Yes.	
63.5(f) .....	Approval of Construction/Recon- struction Based on State Re- view.	Yes.	
63.6(a) .....	Compliance with Standards and Maintenance Applicability.	Yes.	
63.6(b)(1) through (5) .....	New and Reconstructed Sources Dates.	Yes .....	See also § 63.629.
63.6(b)(6) .....	.....	No .....	[Reserved].
63.6(b)(7) .....	.....	Yes.	
63.6(c)(1) .....	Existing Sources Dates .....	Yes .....	§ 63.629 specifies dates.
63.6(c)(2) .....	.....	Yes.	
63.6(c)(3) and (4) .....	.....	No .....	[Reserved].
63.6(c)(5) .....	.....	Yes.	
63.6(d) .....	.....	No .....	[Reserved].
63.6(e)(1) and (2) .....	Operation & Maintenance Re- quirements.	Yes	
63.6(e)(3) .....	Startup, Shutdown, and Malfunc- tion Plan.	Yes	
63.6(f) .....	Compliance with Emission Stand- ards.	Yes	
63.6(g) .....	Alternative Standard .....	Yes.	
63.6(h) .....	Compliance with Opacity/VE Standards.	No .....	Subpart BB does not include VE/ opacity standards.
63.6(i)(1) through (14) .....	Extension of Compliance .....	Yes.	
63.6(i)(15) .....	.....	No .....	[Reserved].
63.6(i)(16) .....	.....	Yes.	
63.6(j) .....	Exemption from Compliance .....	Yes.	
63.7(a) .....	Performance Test Requirements Applicability.	Yes .....	§ 63.629(a) applies rather than § 63.7(a)(2)(iii).
63.7(b) .....	Notification .....	Yes.	
63.7(c) .....	Quality Assurance/Test Plan .....	Yes.	
63.7(d) .....	Testing Facilities .....	Yes.	
63.7(e) .....	Conduct of Tests .....	Yes .....	§§ 63.624 and 63.625 specify ad- ditional requirements.
63.7(f) .....	Alternative Test Method .....	Yes.	
63.7(g) .....	Data Analysis .....	Yes.	
63.7(h) .....	Waiver of Tests .....	Yes.	
63.8(a)(1) .....	Monitoring Requirements Applica- bility.	Yes.	

Pt. 63, Subpart BB, App. A

40 CFR Ch. I (7–1–07 Edition)

40 CFR citation	Requirement	Applies to sub-part BB	Comment
63.8(a)(2) .....	.....	No .....	Subpart BB does not require CMS performance specifications. [Reserved].
63.8(a)(3) .....	.....	No .....	
63.8(a)(4) .....	.....	Yes.	
63.8(b) .....	Conduct of Monitoring .....	Yes.	Subpart BB does not require COMS/CEMS or CMS performance specifications.
63.8(c)(1) through (4) .....	CMS Operation/Maintenance .....	Yes.	
63.8(c)(5) through (8) .....	.....	No .....	
63.8(d) .....	Quality Control .....	Yes.	Subpart BB does not require CMS performance evaluations.
63.8(e) .....	CMS Performance Evaluation .....	No .....	
63.8(f)(1) through (5) .....	Alternative Monitoring Method .....	Yes.	Subpart BB does not require CEMS.
63.8(f)(6) .....	Alternative to RATA Test .....	No .....	
63.8(g)(1) .....	Data Reduction .....	Yes.	Subpart BB does not require COMS or CEMS.
63.8(g)(2) .....	.....	No .....	
63.8(g)(3) through (5) .....	.....	Yes.	
63.9(a) .....	Notification Requirements Applicability.	Yes.	Subpart BB does not include VE/opacity standards. Subpart BB does not require CMS performance evaluation, COMS, or CEMS.
63.9(b) .....	Initial Notifications .....	Yes.	
63.9(c) .....	Request for Compliance Extension.	Yes.	
63.9(d) .....	New Source Notification for Special Compliance Requirements.	Yes.	
63.9(e) .....	Notification of Performance Test ..	Yes.	
63.9(f) .....	Notification of VE/Opacity Test ....	No .....	
63.9(g) .....	Additional CMS Notifications .....	No .....	
63.9(h)(1) through (3) .....	Notification of Compliance Status	Yes.	[Reserved].
63.9(h)(4) .....	.....	No .....	
63.9(h)(5) and (6) .....	.....	Yes.	
63.9(i) .....	Adjustment of Deadlines .....	Yes.	[Reserved].
63.9(j) .....	Change in Previous Information ...	Yes.	
63.10(a) .....	Recordkeeping/Reporting-Applicability.	Yes.	
63.10(b) .....	General Recordkeeping Requirements.	Yes.	[Reserved].
63.10(c)(1) .....	Additional CMS Recordkeeping ...	Yes.	
63.10(c)(2) through (4) .....	.....	No .....	
63.10(c)(5) .....	.....	Yes.	Subpart BB does not require CMS performance specifications.
63.10(c)(6) .....	.....	No .....	
63.10(c)(7) and (8) .....	.....	Yes.	
63.10(c)(9) .....	.....	No .....	[Reserved].
63.10(c)(10 ) through (13) .....	.....	Yes.	
63.10(c)(14) .....	.....	No .....	
63.10(c)(15) .....	.....	Yes.	Subpart BB does not require a CMS quality control program.
63.10(d)(1) .....	General Reporting Requirements	Yes.	
63.10(d)(2) .....	Performance Test Results .....	Yes.	
63.10(d)(3) .....	Opacity or VE Observations .....	No .....	Subpart BB does not include VE/opacity standards.
63.10(d)(4) and (5) .....	Progress Reports/Startup, Shutdown, and Malfunction Reports.	Yes.	
63.10(e)(1) and (2) .....	Additional CMS Reports .....	No .....	Subpart BB does not require CEMS or CMS performance evaluations.
63.10(e)(3) .....	Excess Emissions/CMS Performance Reports.	Yes .....	
63.10(e)(4) .....	COMS Data Reports .....	No .....	Subpart BB does not require COMS.
63.10(f) .....	Recordkeeping/Reporting Waiver	Yes.	
63.11(a) .....	Control Device Requirements Applicability.	Yes.	Flares not applicable. Authority for approval of site-specific test plans for GTSP storage buildings is retained (see § 63.628(a)).
63.11(b) .....	Flares .....	No .....	
63.12 .....	State Authority and Delegations ...	Yes .....	



## Environmental Protection Agency

## § 63.640

40 CFR citation	Requirement	Applies to subpart BB	Comment
63.13 .....	Addresses .....	Yes.	
63.14 .....	Incorporation by Reference .....	Yes.	
63.15 .....	Information Availability/Confidentiality.	Yes.	

[ 64 FR 31382, June 10, 1999, as amended at 67 FR 65078, Dec. 17, 2001]

### Subpart CC—National Emission Standards for Hazardous Air Pollutants From Petroleum Refineries

SOURCE: 60 FR 43260, Aug. 18, 1995, unless otherwise noted.

#### § 63.640 Applicability and designation of affected source.

(a) This subpart applies to petroleum refining process units and to related emission points that are specified in paragraphs (c)(5) through (c)(7) of this section that are located at a plant site that meet the criteria in paragraphs (a)(1) and (a)(2) of this section;

(1) Are located at a plant site that is a major source as defined in section 112(a) of the Clean Air Act; and

(2) Emit or have equipment containing or contacting one or more of the hazardous air pollutants listed in table 1 of this subpart.

(b)(1) If the predominant use of the flexible operation unit, as described in paragraphs (b)(1)(i) and (ii) of this section, is as a petroleum refining process unit, as defined in § 63.641, then the flexible operation unit shall be subject to the provisions of this subpart.

(i) Except as provided in paragraph (b)(1)(ii) of this section, the predominant use of the flexible operation unit shall be the use representing the greatest annual operating time.

(ii) If the flexible operation unit is used as a petroleum refining process unit and for another purpose equally based on operating time, then the predominant use of the flexible operation unit shall be the use that produces the greatest annual production on a mass basis.

(2) The determination of applicability of this subpart to petroleum refining process units that are designed and operated as flexible operation units

shall be reported as specified in § 63.654(h)(6)(i).

(c) For the purpose of this subpart, the affected source shall comprise all emission points, in combination, listed in paragraphs (c)(1) through (c)(7) of this section that are located at a single refinery plant site.

(1) All miscellaneous process vents from petroleum refining process units meeting the criteria in paragraph (a) of this section;

(2) All storage vessels associated with petroleum refining process units meeting the criteria in paragraph (a) of this section;

(3) All wastewater streams and treatment operations associated with petroleum refining process units meeting the criteria in paragraph (a) of this section;

(4) All equipment leaks from petroleum refining process units meeting the criteria in paragraph (a) of this section;

(5) All gasoline loading racks classified under Standard Industrial Classification code 2911 meeting the criteria in paragraph (a) of this section;

(6) All marine vessel loading operations located at a petroleum refinery meeting the criteria in paragraph (a) of this section and the applicability criteria of subpart Y, § 63.560; and

(7) All storage vessels and equipment leaks associated with a bulk gasoline terminal or pipeline breakout station classified under Standard Industrial Classification code 2911 located within a contiguous area and under common control with a refinery meeting the criteria in paragraph (a) of this section.

(d) The affected source subject to this subpart does not include the emission points listed in paragraphs (d)(1) through (d)(5) of this section.

(1) Stormwater from segregated stormwater sewers;

(2) Spills;

(3) Any pump, compressor, pressure relief device, sampling connection system, open-ended valve or line, valve, or instrumentation system that is intended to operate in organic hazardous air pollutant service, as defined in § 63.641 of this subpart, for less than 300 hours during the calendar year;

(4) Catalytic cracking unit and catalytic reformer catalyst regeneration vents, and sulfur plant vents; and

(5) Emission points routed to a fuel gas system, as defined in § 63.641 of this subpart. No testing, monitoring, recordkeeping, or reporting is required for refinery fuel gas systems or emission points routed to refinery fuel gas systems.

(e) The owner or operator shall follow the procedures specified in paragraphs (e)(1) and (e)(2) of this section to determine whether a storage vessel is part of a source to which this subpart applies.

(1) Where a storage vessel is used exclusively by a process unit, the storage vessel shall be considered part of that process unit.

(i) If the process unit is a petroleum refining process unit subject to this subpart, then the storage vessel is part of the affected source to which this subpart applies.

(ii) If the process unit is not subject to this subpart, then the storage vessel is not part of the affected source to which this subpart applies.

(2) If a storage vessel is not dedicated to a single process unit, then the applicability of this subpart shall be determined according to the provisions in paragraphs (e)(2)(i) through (e)(2)(iii) of this section.

(i) If a storage vessel is shared among process units and one of the process units has the predominant use, as determined by paragraphs (e)(2)(i)(A) and (e)(2)(i)(B) of this section, then the storage vessel is part of that process unit.

(A) If the greatest input on a volume basis into the storage vessel is from a process unit that is located on the same plant site, then that process unit has the predominant use.

(B) If the greatest input on a volume basis into the storage vessel is provided from a process unit that is not located on the same plant site, then the pre-

dominant use shall be the process unit that receives the greatest amount of material on a volume basis from the storage vessel at the same plant site.

(ii) If a storage vessel is shared among process units so that there is no single predominant use, and at least one of those process units is a petroleum refining process unit subject to this subpart, the storage vessel shall be considered to be part of the petroleum refining process unit that is subject to this subpart. If more than one petroleum refining process unit is subject to this subpart, the owner or operator may assign the storage vessel to any of the petroleum refining process units subject to this subpart.

(iii) If the predominant use of a storage vessel varies from year to year, then the applicability of this subpart shall be determined based on the utilization of that storage vessel during the year preceding promulgation of this subpart. This determination shall be reported as specified in § 63.654(h)(6)(ii) of this subpart.

(f) The owner or operator shall follow the procedures specified in paragraphs (f)(1) through (f)(5) of this section to determine whether a miscellaneous process vent from a distillation unit is part of a source to which this subpart applies.

(1) If the greatest input to the distillation unit is from a process unit located on the same plant site, then the distillation unit shall be assigned to that process unit.

(2) If the greatest input to the distillation unit is provided from a process unit that is not located on the same plant site, then the distillation unit shall be assigned to the process unit located at the same plant site that receives the greatest amount of material from the distillation unit.

(3) If a distillation unit is shared among process units so that there is no single predominant use, as described in paragraphs (f)(1) and (f)(2) of this section, and at least one of those process units is a petroleum refining process unit subject to this subpart, the distillation unit shall be assigned to the petroleum refining process unit that is subject to this subpart. If more than one petroleum refining process unit is subject to this subpart, the owner or

## Environmental Protection Agency

## § 63.640

operator may assign the distillation unit to any of the petroleum refining process units subject to this rule.

(4) If the process unit to which the distillation unit is assigned is a petroleum refining process unit subject to this subpart and the vent stream contains greater than 20 parts per million by volume total organic hazardous air pollutants, then the vent from the distillation unit is considered a miscellaneous process vent (as defined in § 63.641 of this subpart) and is part of the source to which this subpart applies.

(5) If the predominant use of a distillation unit varies from year to year, then the applicability of this subpart shall be determined based on the utilization of that distillation unit during the year preceding promulgation of this subpart. This determination shall be reported as specified in § 63.654(h)(6)(iii).

(g) The provisions of this subpart do not apply to the processes specified in paragraphs (g)(1) through (g)(7) of this section.

(1) Research and development facilities, regardless of whether the facilities are located at the same plant site as a petroleum refining process unit that is subject to the provisions of this subpart;

(2) Equipment that does not contain any of the hazardous air pollutants listed in table 1 of this subpart that is located within a petroleum refining process unit that is subject to this subpart;

(3) Units processing natural gas liquids;

(4) Units that are used specifically for recycling discarded oil;

(5) Shale oil extraction units;

(6) Ethylene processes; and

(7) Process units and emission points subject to subparts F, G, H, and I of this part.

(h) Except as provided in paragraphs (k), (l), or (m) of this section, sources subject to this subpart are required to achieve compliance on or before the dates specified in paragraphs (h)(1) through (h)(4) of this section.

(1) New sources that commence construction or reconstruction after July 14, 1994 shall be in compliance with this subpart upon initial startup or the date

of promulgation of this subpart, whichever is later, as provided in § 63.6(b) of subpart A of this part.

(2) Except as provided in paragraphs (h)(3) through (h)(5) of this section, existing sources shall be in compliance with this subpart no later than August 18, 1998, except as provided in § 63.6(c) of subpart A of this part, or unless an extension has been granted by the Administrator as provided in § 63.6(i) of subpart A of this part.

(3) Marine tank vessels at existing sources shall be in compliance with this subpart no later than August 18, 1999 unless the vessels are included in an emissions average to generate emission credits. Marine tank vessels used to generate credits in an emissions average shall be in compliance with this subpart no later than August 18, 1998 unless an extension has been granted by the Administrator as provided in § 63.6(i).

(4) Existing Group 1 floating roof storage vessels shall be in compliance with § 63.646 at the first degassing and cleaning activity after August 18, 1998, or within 10 years after promulgation of the rule, whichever is first.

(5) An owner or operator may elect to comply with the provisions of § 63.648 (c) through (i) as an alternative to the provisions of § 63.648 (a) and (b). In such cases, the owner or operator shall comply no later than the dates specified in paragraphs (h)(5)(i) through (h)(5)(iii) of this section.

(i) Phase I (see table 2 of this subpart), beginning on August 18, 1998;

(ii) Phase II (see table 2 of this subpart), beginning no later than August 18, 1999; and

(iii) Phase III (see table 2 of this subpart), beginning no later than February 18, 2001.

(i) If an additional petroleum refining process unit is added to a plant site that is a major source as defined in section 112(a) of the Clean Air Act, the addition shall be subject to the requirements for a new source if it meets the criteria specified in paragraphs (i)(1) through (i)(3) of this section:

(1) It is an addition that meets the definition of construction in § 63.2 of subpart A of this part;

(2) Such construction commenced after July 14, 1994; and

(3) The addition has the potential to emit 10 tons per year or more of any hazardous air pollutant or 25 tons per year or more of any combination of hazardous air pollutants.

(j) If any change is made to a petroleum refining process unit subject to this subpart, the change shall be subject to the requirements for a new source if it meets the criteria specified in paragraphs (j)(1) and (j)(2) of this section:

(1) It is a change that meets the definition of reconstruction in § 63.2 of subpart A of this part; and

(2) Such reconstruction commenced after July 14, 1994.

(k) If an additional petroleum refining process unit is added to a plant site or a change is made to a petroleum refining process unit and the addition or change is determined to be subject to the new source requirements according to paragraphs (i) or (j) of this section it must comply with the requirements specified in paragraphs (k)(1) and (k)(2) of this section:

(1) The reconstructed source, addition, or change shall be in compliance with the new source requirements upon initial startup of the reconstructed source or by the date of promulgation of this subpart, whichever is later; and

(2) The owner or operator of the reconstructed source, addition, or change shall comply with the reporting and recordkeeping requirements that are applicable to new sources. The applicable reports include, but are not limited to:

(i) The application for approval of construction or reconstruction shall be submitted as soon as practical before the construction or reconstruction is planned to commence (but it need not be sooner than 90 days after the date of promulgation of this subpart);

(ii) The Notification of Compliance Status report as required by § 63.654(f) for a new source, addition, or change;

(iii) Periodic Reports and Other Reports as required by § 63.654 (g) and (h);

(iv) Reports and notifications required by § 60.487 of subpart VV of part 60 or § 63.182 of subpart H of this part. The requirements for subpart H are summarized in table 3 of this subpart;

(v) Reports required by 40 CFR 61.357 of subpart FF;

(vi) Reports and notifications required by § 63.428 (b), (c), (g)(1), and (h)(1) through (h)(3) of subpart R. These requirements are summarized in table 4 of this subpart; and

(vii) Reports and notifications required by §§ 63.565 and 63.567 of subpart Y of this part. These requirements are summarized in table 5 of this subpart.

(1) If an additional petroleum refining process unit is added to a plant site or if a miscellaneous process vent, storage vessel, gasoline loading rack, or marine tank vessel loading operation that meets the criteria in paragraphs (c)(1) through (c)(7) of this section is added to an existing petroleum refinery or if another deliberate operational process change creating an additional Group 1 emission point(s) (as defined in § 63.641) is made to an existing petroleum refining process unit, and if the addition or process change is not subject to the new source requirements as determined according to paragraphs (i) or (j) of this section, the requirements in paragraphs (1)(1) through (1)(3) of this section shall apply. Examples of process changes include, but are not limited to, changes in production capacity, or feed or raw material where the change requires construction or physical alteration of the existing equipment or catalyst type, or whenever there is replacement, removal, or addition of recovery equipment. For purposes of this paragraph and paragraph (m) of this section, process changes do not include: Process upsets, unintentional temporary process changes, and changes that are within the equipment configuration and operating conditions documented in the Notification of Compliance Status report required by § 63.654(f).

(1) The added emission point(s) and any emission point(s) within the added or changed petroleum refining process unit are subject to the requirements for an existing source.

(2) The added emission point(s) and any emission point(s) within the added or changed petroleum refining process unit shall be in compliance with this subpart by the dates specified in paragraphs (1)(2)(i) or (1)(2)(ii) of this section, as applicable.

(i) If a petroleum refining process unit is added to a plant site or an emission point(s) is added to any existing petroleum refining process unit, the added emission point(s) shall be in compliance upon initial startup of any added petroleum refining process unit or emission point(s) or by 3 years after the date of promulgation of this subpart, whichever is later.

(ii) If a deliberate operational process change to an existing petroleum refining process unit causes a Group 2 emission point to become a Group 1 emission point (as defined in § 63.641), the owner or operator shall be in compliance upon initial startup or by 3 years after the date of promulgation of this subpart, whichever is later, unless the owner or operator demonstrates to the Administrator that achieving compliance will take longer than making the change. If this demonstration is made to the Administrator's satisfaction, the owner or operator shall follow the procedures in paragraphs (m)(1) through (m)(3) of this section to establish a compliance date.

(3) The owner or operator of a petroleum refining process unit or of a storage vessel, miscellaneous process vent, wastewater stream, gasoline loading rack, or marine tank vessel loading operation meeting the criteria in paragraphs (c)(1) through (c)(7) of this section that is added to a plant site and is subject to the requirements for existing sources shall comply with the reporting and recordkeeping requirements that are applicable to existing sources including, but not limited to, the reports listed in paragraphs (1)(3)(i) through (1)(3)(vii) of this section. A process change to an existing petroleum refining process unit shall be subject to the reporting requirements for existing sources including, but not limited to, the reports listed in paragraphs (1)(3)(i) through (1)(3)(vii) of this section. The applicable reports include, but are not limited to:

(i) The Notification of Compliance Status report as required by § 63.654(f) for the emission points that were added or changed;

(ii) Periodic Reports and other reports as required by § 63.654 (g) and (h);

(iii) Reports and notifications required by sections of subpart A of this

part that are applicable to this subpart, as identified in table 6 of this subpart.

(iv) Reports and notifications required by § 63.182, or 40 CFR 60.487. The requirements of subpart H of this part are summarized in table 3 of this subpart;

(v) Reports required by § 61.357 of subpart FF;

(vi) Reports and notifications required by § 63.428 (b), (c), (g)(1), and (h)(1) through (h)(3) of subpart R of this part. These requirements are summarized in table 4 of this subpart; and

(vii) Reports and notifications required by § 63.567 of subpart Y of this part. These requirements are summarized in table 5 of this subpart.

(4) If pumps, compressors, pressure relief devices, sampling connection systems, open-ended valves or lines, valves, or instrumentation systems are added to an existing source, they are subject to the equipment leak standards for existing sources in § 63.648. A notification of compliance status report shall not be required for such added equipment.

(m) If a change that does not meet the criteria in paragraph (1) of this section is made to a petroleum refining process unit subject to this subpart, and the change causes a Group 2 emission point to become a Group 1 emission point (as defined in § 63.641), then the owner or operator shall comply with the requirements of this subpart for existing sources for the Group 1 emission point as expeditiously as practicable, but in no event later than 3 years after the emission point becomes Group 1.

(1) The owner or operator shall submit to the Administrator for approval a compliance schedule, along with a justification for the schedule.

(2) The compliance schedule shall be submitted within 180 days after the change is made, unless the compliance schedule has been previously submitted to the permitting authority. If it is not possible to determine until after the change is implemented whether the emission point has become Group 1, the compliance schedule shall be submitted within 180 days of the date when the affect of the change is known to the source. The compliance schedule may

be submitted in the next Periodic Report if the change is made after the date the Notification of Compliance Status report is due.

(3) The Administrator shall approve or deny the compliance schedule or request changes within 120 calendar days of receipt of the compliance schedule and justification. Approval is automatic if not received from the Administrator within 120 calendar days of receipt.

(n) Overlap of subpart CC with other regulations for storage vessels.

(1) After the compliance dates specified in paragraph (h) of this section, a Group 1 or Group 2 storage vessel that is part of an existing source and is also subject to the provisions of 40 CFR part 60, subpart Kb, is required to comply only with the requirements of 40 CFR part 60, subpart Kb, except as provided in paragraph (n)(8) of this section.

(2) After the compliance dates specified in paragraph (h) of this section a Group 1 storage vessel that is part of a new source and is subject to 40 CFR part 60, subpart Kb is required to comply only with this subpart.

(3) After the compliance dates specified in paragraph (h) of this section, a Group 2 storage vessel that is part of a new source and is subject to the control requirements in § 60.112b of 40 CFR part 60, subpart Kb is required to comply only with 40 CFR part 60, subpart Kb except as provided in paragraph (n)(8) of this section.

(4) After the compliance dates specified in paragraph (h) of this section, a Group 2 storage vessel that is part of a new source and is subject to 40 CFR 60.110b, but is not required to apply controls by 40 CFR 60.110b or 60.112b is required to comply only with this subpart.

(5) After the compliance dates specified in paragraph (h) of this section a Group 1 storage vessel that is also subject to the provisions of 40 CFR part 60, subparts K or Ka is required to only comply with the provisions of this subpart.

(6) After compliance dates specified in paragraph (h) of this section, a Group 2 storage vessel that is subject to the control requirements of 40 CFR part 60, subparts K or Ka is required to comply only with the provisions of 40

CFR part 60, subparts K or Ka except as provided for in paragraph (n)(9) of this section.

(7) After the compliance dates specified in paragraph (h) of this section, a Group 2 storage vessel that is subject to 40 CFR part 60, subparts K or Ka, but not to the control requirements of 40 CFR part 60, subparts K or Ka, is required to comply only with this subpart.

(8) Storage vessels described by paragraphs (n)(1) and (n)(3) of this section are to comply with 40 CFR part 60, subpart Kb except as provided for in paragraphs (n)(8)(i) through (n)(8)(vi) of this section.

(i) Storage vessels that are to comply with § 60.112b(a)(2) of subpart Kb are exempt from the secondary seal requirements of § 60.112b(a)(2)(i)(B) during the gap measurements for the primary seal required by § 60.113b(b) of subpart Kb.

(ii) If the owner or operator determines that it is unsafe to perform the seal gap measurements required in § 60.113b(b) of subpart Kb or to inspect the vessel to determine compliance with § 60.113b(a) of subpart Kb because the roof appears to be structurally unsound and poses an imminent danger to inspecting personnel, the owner or operator shall comply with the requirements in either § 63.120(b)(7)(i) or § 63.120(b)(7)(ii) of subpart G.

(iii) If a failure is detected during the inspections required by § 60.113b(a)(2) or during the seal gap measurements required by § 60.113b(b)(1), and the vessel cannot be repaired within 45 days and the vessel cannot be emptied within 45 days, the owner or operator may utilize up to two extensions of up to 30 additional calendar days each. The owner or operator is not required to provide a request for the extension to the Administrator.

(iv) If an extension is utilized in accordance with paragraph (n)(8)(iii) of this section, the owner or operator shall, in the next periodic report, identify the vessel, provide the information listed in § 60.113b(a)(2) or § 60.113b(b)(4)(iii), and describe the nature and date of the repair made or provide the date the storage vessel was emptied.

(v) Owners and operators of storage vessels complying with subpart Kb of

part 60 may submit the inspection reports required by §§ 60.115b(a)(3), (a)(4), and (b)(4) of subpart Kb as part of the periodic reports required by this subpart, rather than within the 30-day period specified in §§ 60.115b(a)(3), (a)(4), and (b)(4) of subpart Kb.

(vi) The reports of rim seal inspections specified in § 60.115b(b)(2) are not required if none of the measured gaps or calculated gap areas exceed the limitations specified in § 60.113b(b)(4). Documentation of the inspections shall be recorded as specified in § 60.115b(b)(3).

(9) Storage vessels described by paragraph (n)(6) of this section that are to comply with 40 CFR part 60, subpart Ka, are to comply with only subpart Ka except as provided for in paragraphs (n)(9)(i) through (n)(9)(iv) of this section.

(i) If the owner or operator determines that it is unsafe to perform the seal gap measurements required in § 60.113a(a)(1) of subpart Ka because the floating roof appears to be structurally unsound and poses an imminent danger to inspecting personnel, the owner or operator shall comply with the requirements in either § 63.120(b)(7)(i) or § 63.120(b)(7)(ii) of subpart G.

(ii) If a failure is detected during the seal gap measurements required by § 60.113a(a)(1) of subpart Ka, and the vessel cannot be repaired within 45 days and the vessel cannot be emptied within 45 days, the owner or operator may utilize up to 2 extensions of up to 30 additional calendar days each.

(iii) If an extension is utilized in accordance with paragraph (n)(9)(ii) of this section, the owner or operator shall, in the next periodic report, identify the vessel, describe the nature and date of the repair made or provide the date the storage vessel was emptied. The owner or operator shall also provide documentation of the decision to utilize an extension including a description of the failure, documentation that alternate storage capacity is unavailable, and a schedule of actions that will ensure that the control equipment will be repaired or the vessel emptied as soon as possible.

(iv) Owners and operators of storage vessels complying with subpart Ka of part 60 may submit the inspection reports required by § 60.113a(a)(1)(i)(E) of

subpart Ka as part of the periodic reports required by this subpart, rather than within the 60-day period specified in § 60.113a(a)(1)(i)(E) of subpart Ka.

(o) Overlap of this subpart CC with other regulations for wastewater.

(1) After the compliance dates specified in paragraph (h) of this section a Group 1 wastewater stream managed in a piece of equipment that is also subject to the provisions of 40 CFR part 60, subpart QQQ is required to comply only with this subpart.

(2) After the compliance dates specified in paragraph (h) of this section a Group 1 or Group 2 wastewater stream that is conveyed, stored, or treated in a wastewater stream management unit that also receives streams subject to the provisions of §§ 63.133 through 63.147 of subpart G wastewater provisions of this part shall comply as specified in paragraph (o)(2)(i) or (o)(2)(ii) of this section. Compliance with the provisions of paragraph (o)(2) of this section shall constitute compliance with the requirements of this subpart for that wastewater stream.

(i) Comply with paragraphs (o)(2)(i)(A) through (o)(2)(i)(C) of this section.

(A) The provisions in §§ 63.133 through 63.140 of subpart G for all equipment used in the storage and conveyance of the Group 1 or Group 2 wastewater stream.

(B) The provisions in both 40 CFR part 61, subpart FF and in §§ 63.138 and 63.139 of subpart G for the treatment and control of the Group 1 or Group 2 wastewater stream.

(C) The provisions in §§ 63.143 through 63.148 of subpart G for monitoring and inspections of equipment and for recordkeeping and reporting requirements. The owner or operator is not required to comply with the monitoring, recordkeeping, and reporting requirements associated with the treatment and control requirements in 40 CFR part 61, subpart FF, §§ 61.355 through 61.357.

(ii) Comply with paragraphs (o)(2)(ii)(A) and (o)(2)(ii)(B) of this section.

(A) Comply with the provisions of §§ 63.133 through 63.148 and §§ 63.151 and 63.152 of subpart G.

(B) For any Group 2 wastewater stream or organic stream whose benzene emissions are subject to control through the use of one or more treatment processes or waste management units under the provisions of 40 CFR part 61, subpart FF on or after December 31, 1992, comply with the requirements of § 63.133 through § 63.147 of subpart G for Group 1 wastewater streams.

(p) Overlap of subpart CC with other regulations for equipment leaks. After the compliance dates specified in paragraph (h) of this section equipment leaks that are also subject to the provisions of 40 CFR parts 60 and 61 are required to comply only with the provisions specified in this subpart.

(q) For overlap of subpart CC with local or State regulations, the permitting authority for the affected source may allow consolidation of the monitoring, recordkeeping, and reporting requirements under this subpart with the monitoring, recordkeeping, and reporting requirements under other applicable requirements in 40 CFR parts 60, 61, or 63, and in any 40 CFR part 52 approved State implementation plan provided the implementation plan allows for approval of alternative monitoring, reporting, or recordkeeping requirements and provided that the permit contains an equivalent degree of compliance and control.

(r) Overlap of subpart CC with other regulations for gasoline loading racks. After the compliance dates specified in paragraph (h) of this section, a Group 1 gasoline loading rack that is part of a source subject to subpart CC and also is subject to the provisions of 40 CFR part 60, subpart XX is required to comply only with this subpart.

[60 FR 43260, Aug. 18, 1995; 61 FR 7051, Feb. 23, 1996, as amended at 61 FR 29878, June 12, 1996; 63 FR 44140, Aug. 18, 1998; 66 FR 28841, May 25, 2001]

**§ 63.641 Definitions.**

All terms used in this subpart shall have the meaning given them in the Clean Air Act, subpart A of this part, and in this section. If the same term is defined in subpart A and in this section, it shall have the meaning given in this section for purposes of this subpart.

*Affected source* means the collection of emission points to which this subpart applies as determined by the criteria in § 63.640.

*Aliphatic* means open-chained structure consisting of paraffin, olefin and acetylene hydrocarbons and derivatives.

*Annual average true vapor pressure* means the equilibrium partial pressure exerted by the stored liquid at the temperature equal to the annual average of the liquid storage temperature for liquids stored above or below the ambient temperature or at the local annual average temperature reported by the National Weather Service for liquids stored at the ambient temperature, as determined:

- (1) In accordance with methods specified in § 63.111 of subpart G of this part;
- (2) From standard reference texts; or
- (3) By any other method approved by the Administrator.

*Boiler* means any enclosed combustion device that extracts useful energy in the form of steam and is not an incinerator.

*By compound* means by individual stream components, not by carbon equivalents.

*Car-seal* means a seal that is placed on a device that is used to change the position of a valve (e.g., from opened to closed) in such a way that the position of the valve cannot be changed without breaking the seal.

*Closed vent system* means a system that is not open to the atmosphere and is configured of piping, ductwork, connections, and, if necessary, flow inducing devices that transport gas or vapor from an emission point to a control device or back into the process. If gas or vapor from regulated equipment is routed to a process (e.g., to a petroleum refinery fuel gas system), the process shall not be considered a closed vent system and is not subject to closed vent system standards.

*Combustion device* means an individual unit of equipment such as a flare, incinerator, process heater, or boiler used for the combustion of organic hazardous air pollutant vapors.

*Connector* means flanged, screwed, or other joined fittings used to connect two pipe lines or a pipe line and a piece of equipment. A common connector is a



flange. Joined fittings welded completely around the circumference of the interface are not considered connectors for the purpose of this regulation. For the purpose of reporting and recordkeeping, connector means joined fittings that are accessible.

*Continuous record* means documentation, either in hard copy or computer readable form, of data values measured at least once every hour and recorded at the frequency specified in § 63.654(i).

*Continuous recorder* means a data recording device recording an instantaneous data value or an average data value at least once every hour.

*Control device* means any equipment used for recovering, removing, or oxidizing organic hazardous air pollutants. Such equipment includes, but is not limited to, absorbers, carbon adsorbers, condensers, incinerators, flares, boilers, and process heaters. For miscellaneous process vents (as defined in this section), recovery devices (as defined in this section) are not considered control devices.

*Delayed coker vent* means a vent that is typically intermittent in nature, and usually occurs only during the initiation of the depressuring cycle of the decoking operation when vapor from the coke drums cannot be sent to the fractionator column for product recovery, but instead is routed to the atmosphere through a closed blowdown system or directly to the atmosphere in an open blowdown system. The emissions from the decoking phases of delayed coker operations, which include coke drum deheading, draining, or decoking (coke cutting), are not considered to be delayed coker vents.

*Distillate receiver* means overhead receivers, overhead accumulators, reflux drums, and condenser(s) including ejector-condenser(s) associated with a distillation unit.

*Distillation unit* means a device or vessel in which one or more feed streams are separated into two or more exit streams, each exit stream having component concentrations different from those in the feed stream(s). The separation is achieved by the redistribution of the components between the liquid and the vapor phases by vaporization and condensation as they approach equilibrium within the dis-

tillation unit. Distillation unit includes the distillate receiver, reboiler, and any associated vacuum pump or steam jet.

*Emission point* means an individual miscellaneous process vent, storage vessel, wastewater stream, or equipment leak associated with a petroleum refining process unit; an individual storage vessel or equipment leak associated with a bulk gasoline terminal or pipeline breakout station classified under Standard Industrial Classification code 2911; a gasoline loading rack classified under Standard Industrial Classification code 2911; or a marine tank vessel loading operation located at a petroleum refinery.

*Equipment leak* means emissions of organic hazardous air pollutants from a pump, compressor, pressure relief device, sampling connection system, open-ended valve or line, valve, or instrumentation system "in organic hazardous air pollutant service" as defined in this section. Vents from wastewater collection and conveyance systems (including, but not limited to wastewater drains, sewer vents, and sump drains), tank mixers, and sample valves on storage tanks are not equipment leaks.

*Flame zone* means the portion of a combustion chamber of a boiler or process heater occupied by the flame envelope created by the primary fuel.

*Flexible operation unit* means a process unit that manufactures different products periodically by alternating raw materials or operating conditions. These units are also referred to as campaign plants or blocked operations.

*Flow indicator* means a device that indicates whether gas is flowing, or whether the valve position would allow gas to flow, in a line.

*Fuel gas system* means the offsite and onsite piping and control system that gathers gaseous streams generated by refinery operations, may blend them with sources of gas, if available, and transports the blended gaseous fuel at suitable pressures for use as fuel in heaters, furnaces, boilers, incinerators, gas turbines, and other combustion devices located within or outside of the refinery. The fuel is piped directly to each individual combustion device, and the system typically operates at pressures over atmospheric. The gaseous

streams can contain a mixture of methane, light hydrocarbons, hydrogen and other miscellaneous species.

*Gasoline* means any petroleum distillate or petroleum distillate/alcohol blend having a Reid vapor pressure of 27.6 kilopascals or greater that is used as a fuel for internal combustion engines.

*Gasoline loading rack* means the loading arms, pumps, meters, shutoff valves, relief valves, and other piping and valves necessary to fill gasoline cargo tanks.

*Group 1 gasoline loading rack* means any gasoline loading rack classified under Standard Industrial Classification code 2911 that is located within a bulk gasoline terminal that has a gasoline throughput greater than 75,700 liters per day. Gasoline throughput shall be the maximum calculated design throughput for the terminal as may be limited by compliance with enforceable conditions under Federal, State, or local law and discovered by the Administrator and any other person.

*Group 1 marine tank vessel* means a vessel at an existing source loaded at any land- or sea-based terminal or structure that loads liquid commodities with vapor pressures greater than or equal to 10.3 kilopascals in bulk onto marine tank vessels, that emits greater than 9.1 megagrams of any individual HAP or 22.7 megagrams of any combination of HAP annually after August 18, 1999, or a vessel at a new source loaded at any land- or sea-based terminal or structure that loads liquid commodities with vapor pressures greater than or equal to 10.3 kilopascals onto marine tank vessels.

*Group 1 miscellaneous process vent* means a miscellaneous process vent for which the total organic HAP concentration is greater than or equal to 20 parts per million by volume, and the total volatile organic compound emissions are greater than or equal to 33 kilograms per day for existing sources and 6.8 kilograms per day for new sources at the outlet of the final recovery device (if any) and prior to any control device and prior to discharge to the atmosphere.

*Group 1 storage vessel* means a storage vessel at an existing source that has a design capacity greater than or equal

to 177 cubic meters and stored-liquid maximum true vapor pressure greater than or equal to 10.4 kilopascals and stored-liquid annual average true vapor pressure greater than or equal to 8.3 kilopascals and annual average HAP liquid concentration greater than 4 percent by weight total organic HAP; a storage vessel at a new source that has a design storage capacity greater than or equal to 151 cubic meters and stored-liquid maximum true vapor pressure greater than or equal to 3.4 kilopascals and annual average HAP liquid concentration greater than 2 percent by weight total organic HAP; or a storage vessel at a new source that has a design storage capacity greater than or equal to 76 cubic meters and less than 151 cubic meters and stored-liquid maximum true vapor pressure greater than or equal to 77 kilopascals and annual average HAP liquid concentration greater than 2 percent by weight total organic HAP.

*Group 1 wastewater stream* means a wastewater stream at a petroleum refinery with a total annual benzene loading of 10 megagrams per year or greater as calculated according to the procedures in 40 CFR 61.342 of subpart FF of part 61 that has a flow rate of 0.02 liters per minute or greater, a benzene concentration of 10 parts per million by weight or greater, and is not exempt from control requirements under the provisions of 40 CFR part 61, subpart FF.

*Group 2 gasoline loading rack* means a gasoline loading rack classified under Standard Industrial Classification code 2911 that does not meet the definition of a Group 1 gasoline loading rack.

*Group 2 marine tank vessel* means a marine tank vessel that does not meet the definition of a Group 1 marine tank vessel.

*Group 2 miscellaneous process vent* means a miscellaneous process vent that does not meet the definition of a Group 1 miscellaneous process vent.

*Group 2 storage vessel* means a storage vessel that does not meet the definition of a Group 1 storage vessel.

*Group 2 wastewater stream* means a wastewater stream that does not meet the definition of Group 1 wastewater stream.

## Environmental Protection Agency

## § 63.641

*Hazardous air pollutant* or *HAP* means one of the chemicals listed in section 112(b) of the Clean Air Act.

*Incinerator* means an enclosed combustion device that is used for destroying organic compounds. Auxiliary fuel may be used to heat waste gas to combustion temperatures. Any energy recovery section present is not physically formed into one manufactured or assembled unit with the combustion section; rather, the energy recovery section is a separate section following the combustion section and the two are joined by ducts or connections carrying flue gas.

*In heavy liquid service* means that the piece of equipment is not in gas/vapor service or in light liquid service.

*In light liquid service* means that the piece of equipment contains a liquid that meets the conditions specified in § 60.593(d) of part 60, subpart GGG.

*In organic hazardous air pollutant service* means that a piece of equipment either contains or contacts a fluid (liquid or gas) that is at least 5 percent by weight of total organic HAP's as determined according to the provisions of § 63.180(d) of subpart H of this part and table 1 of this subpart. The provisions of § 63.180(d) of subpart H also specify how to determine that a piece of equipment is not in organic HAP service.

*Leakless valve* means a valve that has no external actuating mechanism.

*Maximum true vapor pressure* means the equilibrium partial pressure exerted by the stored liquid at the temperature equal to the highest calendar-month average of the liquid storage temperature for liquids stored above or below the ambient temperature or at the local maximum monthly average temperature as reported by the National Weather Service for liquids stored at the ambient temperature, as determined:

- (1) In accordance with methods specified in § 63.111 of subpart G of this part;
- (2) From standard reference texts; or
- (3) By any other method approved by the Administrator.

*Miscellaneous process vent* means a gas stream containing greater than 20 parts per million by volume organic HAP that is continuously or periodically discharged during normal operation of a petroleum refining process

unit meeting the criteria specified in § 63.640(a). Miscellaneous process vents include gas streams that are discharged directly to the atmosphere, gas streams that are routed to a control device prior to discharge to the atmosphere, or gas streams that are diverted through a product recovery device prior to control or discharge to the atmosphere. Miscellaneous process vents include vent streams from: caustic wash accumulators, distillation tower condensers/accumulators, flash/knockout drums, reactor vessels, scrubber overheads, stripper overheads, vacuum (steam) ejectors, wash tower overheads, water wash accumulators, blowdown condensers/accumulators, and delayed coker vents. Miscellaneous process vents do not include:

- (1) Gaseous streams routed to a fuel gas system;
- (2) Relief valve discharges;
- (3) Leaks from equipment regulated under § 63.648;
- (4) Episodic or nonroutine releases such as those associated with startup, shutdown, malfunction, maintenance, depressuring, and catalyst transfer operations;
- (5) In situ sampling systems (onstream analyzers);
- (6) Catalytic cracking unit catalyst regeneration vents;
- (7) Catalytic reformer regeneration vents;
- (8) Sulfur plant vents;
- (9) Vents from control devices such as scrubbers, boilers, incinerators, and electrostatic precipitators applied to catalytic cracking unit catalyst regeneration vents, catalytic reformer regeneration vents, and sulfur plant vents;
- (10) Vents from any stripping operations applied to comply with the wastewater provisions of this subpart, subpart G of this part, or 40 CFR part 61, subpart FF;
- (11) Coking unit vents associated with coke drum depressuring at or below a coke drum outlet pressure of 15 pounds per square inch gauge, deheading, draining, or decoking (coke cutting) or pressure testing after decoking;
- (12) Vents from storage vessels;

(13) Emissions from wastewater collection and conveyance systems including, but not limited to, wastewater drains, sewer vents, and sump drains; and

(14) Hydrogen production plant vents through which carbon dioxide is removed from process streams or through which steam condensate produced or treated within the hydrogen plant is degassed or deaerated.

*Operating permit* means a permit required by 40 CFR parts 70 or 71.

*Organic hazardous air pollutant* or *organic HAP* in this subpart, means any of the organic chemicals listed in table 1 of this subpart.

*Petroleum-based solvents* means mixtures of aliphatic hydrocarbons or mixtures of one and two ring aromatic hydrocarbons.

*Periodically discharged* means discharges that are intermittent and associated with routine operations. Discharges associated with maintenance activities or process upsets are not considered periodically discharged miscellaneous process vents and are therefore not regulated by the petroleum refinery miscellaneous process vent provisions.

*Petroleum refining process unit* means a process unit used in an establishment primarily engaged in petroleum refining as defined in the Standard Industrial Classification code for petroleum refining (2911), and used primarily for the following:

(1) Producing transportation fuels (such as gasoline, diesel fuels, and jet fuels), heating fuels (such as kerosene, fuel gas distillate, and fuel oils), or lubricants;

(2) Separating petroleum; or

(3) Separating, cracking, reacting, or reforming intermediate petroleum streams.

(4) Examples of such units include, but are not limited to, petroleum-based solvent units, alkylation units, catalytic hydrotreating, catalytic hydrorefining, catalytic hydrocracking, catalytic reforming, catalytic cracking, crude distillation, lube oil processing, hydrogen production, isomerization, polymerization, thermal processes, and blending, sweetening, and treating processes. Petro-

leum refining process units also include sulfur plants.

*Plant site* means all contiguous or adjoining property that is under common control including properties that are separated only by a road or other public right-of-way. Common control includes properties that are owned, leased, or operated by the same entity, parent entity, subsidiary, or any combination thereof.

*Primary fuel* means the fuel that provides the principal heat input (i.e., more than 50 percent) to the device. To be considered primary, the fuel must be able to sustain operation without the addition of other fuels.

*Process heater* means an enclosed combustion device that primarily transfers heat liberated by burning fuel directly to process streams or to heat transfer liquids other than water.

*Process unit* means the equipment assembled and connected by pipes or ducts to process raw and/or intermediate materials and to manufacture an intended product. A process unit includes any associated storage vessels. For the purpose of this subpart, process unit includes, but is not limited to, chemical manufacturing process units and petroleum refining process units.

*Process unit shutdown* means a work practice or operational procedure that stops production from a process unit or part of a process unit during which it is technically feasible to clear process material from a process unit or part of a process unit consistent with safety constraints and during which repairs can be accomplished. An unscheduled work practice or operational procedure that stops production from a process unit or part of a process unit for less than 24 hours is not considered a process unit shutdown. An unscheduled work practice or operational procedure that would stop production from a process unit or part of a process unit for a shorter period of time than would be required to clear the process unit or part of the process unit of materials and start up the unit, or would result in greater emissions than delay of repair of leaking components until the next scheduled process unit shutdown is not considered a process unit shutdown. The use of spare equipment and

technically feasible bypassing of equipment without stopping production are not considered process unit shutdowns.

*Recovery device* means an individual unit of equipment capable of and used for the purpose of recovering chemicals for use, reuse, or sale. Recovery devices include, but are not limited to, absorbers, carbon adsorbers, and condensers.

*Reference control technology for gasoline loading racks* means a vapor collection and processing system used to reduce emissions due to the loading of gasoline cargo tanks to 10 milligrams of total organic compounds per liter of gasoline loaded or less.

*Reference control technology for marine vessels* means a vapor collection system and a control device that reduces captured HAP emissions by 97 percent.

*Reference control technology for miscellaneous process vents* means a combustion device used to reduce organic HAP emissions by 98 percent, or to an outlet concentration of 20 parts per million by volume.

*Reference control technology for storage vessels* means either:

(1) An internal floating roof meeting the specifications of § 63.119(b) of subpart G except for § 63.119 (b)(5) and (b)(6);

(2) An external floating roof meeting the specifications of § 63.119(c) of subpart G except for § 63.119(c)(2);

(3) An external floating roof converted to an internal floating roof meeting the specifications of § 63.119(d) of subpart G except for § 63.119(d)(2); or

(4) A closed-vent system to a control device that reduces organic HAP emissions by 95-percent, or to an outlet concentration of 20 parts per million by volume.

(5) For purposes of emissions averaging, these four technologies are considered equivalent.

*Reference control technology for wastewater* means the use of:

(1) Controls specified in §§ 61.343 through 61.347 of subpart FF of part 61;

(2) A treatment process that achieves the emission reductions specified in table 7 of this subpart for each individual HAP present in the wastewater stream or is a steam stripper that meets the specifications in § 63.138(g) of subpart G of this part; and

(3) A control device to reduce by 95 percent (or to an outlet concentration of 20 parts per million by volume for combustion devices) the organic HAP emissions in the vapor streams vented from treatment processes (including the steam stripper described in paragraph (2) of this definition) managing wastewater.

*Refinery fuel gas* means a gaseous mixture of methane, light hydrocarbons, hydrogen, and other miscellaneous species (nitrogen, carbon dioxide, hydrogen sulfide, etc.) that is produced in the refining of crude oil and/or petrochemical processes and that is separated for use as a fuel in boilers and process heaters throughout the refinery.

*Relief valve* means a valve used only to release an unplanned, nonroutine discharge. A relief valve discharge can result from an operator error, a malfunction such as a power failure or equipment failure, or other unexpected cause that requires immediate venting of gas from process equipment in order to avoid safety hazards or equipment damage.

*Research and development facility* means laboratory and pilot plant operations whose primary purpose is to conduct research and development into new processes and products, where the operations are under the close supervision of technically trained personnel, and is not engaged in the manufacture of products for commercial sale, except in a de minimis manner.

*Shutdown* means the cessation of a petroleum refining process unit or a unit operation (including, but not limited to, a distillation unit or reactor) within a petroleum refining process unit for purposes including, but not limited to, periodic maintenance, replacement of equipment, or repair.

*Startup* means the setting into operation of a petroleum refining process unit for purposes of production. Startup does not include operation solely for purposes of testing equipment. Startup does not include changes in product for flexible operation units.

*Storage vessel* means a tank or other vessel that is used to store organic liquids. Storage vessel does not include:

(1) Vessels permanently attached to motor vehicles such as trucks, railcars, barges, or ships;

(2) Pressure vessels designed to operate in excess of 204.9 kilopascals and without emissions to the atmosphere;

(3) Vessels with capacities smaller than 40 cubic meters;

(4) Bottoms receiver tanks; or

(5) Wastewater storage tanks. Wastewater storage tanks are covered under the wastewater provisions.

*Temperature monitoring device* means a unit of equipment used to monitor temperature and having an accuracy of  $\pm 1$  percent of the temperature being monitored expressed in degrees Celsius or  $\pm 0.5$  °C, whichever is greater.

*Total annual benzene* means the total amount of benzene in waste streams at a facility on an annual basis as determined in § 61.342 of 40 CFR part 61, subpart FF.

*Total organic compounds* or *TOC*, as used in this subpart, means those compounds excluding methane and ethane measured according to the procedures of Method 18 of 40 CFR part 60, appendix A. Method 25A may be used alone or in combination with Method 18 to measure TOC as provided in § 63.645 of this subpart.

*Wastewater* means water or wastewater that, during production or processing, comes into direct contact with or results from the production or use of any raw material, intermediate product, finished product, byproduct, or waste product and is discharged into any individual drain system. Examples are feed tank drawdown; water formed during a chemical reaction or used as a reactant; water used to wash impurities from organic products or reactants; water used to cool or quench organic vapor streams through direct contact; and condensed steam from jet ejector systems pulling vacuum on vessels containing organics.

[60 FR 43260, Aug. 18, 1995, as amended at 61 FR 29879, June 12, 1996; 62 FR 7938, Feb. 21, 1997; 63 FR 31361, June 9, 1998; 63 FR 44141, Aug. 18, 1998]

#### § 63.642 General standards.

(a) Each owner or operator of a source subject to this subpart is required to apply for a part 70 or part 71 operating permit from the appropriate

permitting authority. If the EPA has approved a State operating permit program under part 70, the permit shall be obtained from the State authority. If the State operating permit program has not been approved, the source shall apply to the EPA Regional Office pursuant to part 71.

(b) [Reserved]

(c) Table 6 of this subpart specifies the provisions of subpart A of this part that apply and those that do not apply to owners and operators of sources subject to this subpart.

(d) Initial performance tests and initial compliance determinations shall be required only as specified in this subpart.

(1) Performance tests and compliance determinations shall be conducted according to the schedule and procedures specified in this subpart.

(2) The owner or operator shall notify the Administrator of the intention to conduct a performance test at least 30 days before the performance test is scheduled.

(3) Performance tests shall be conducted according to the provisions of § 63.7(e) except that performance tests shall be conducted at maximum representative operating capacity for the process. During the performance test, an owner or operator shall operate the control device at either maximum or minimum representative operating conditions for monitored control device parameters, whichever results in lower emission reduction.

(4) Data shall be reduced in accordance with the EPA-approved methods specified in the applicable section or, if other test methods are used, the data and methods shall be validated according to the protocol in Method 301 of appendix A of this part.

(e) Each owner or operator of a source subject to this subpart shall keep copies of all applicable reports and records required by this subpart for at least 5 years except as otherwise specified in this subpart. All applicable records shall be maintained in such a manner that they can be readily accessed within 24 hours. Records may be maintained in hard copy or computer-readable form including, but not

## Environmental Protection Agency

## § 63.642

limited to, on paper, microfilm, computer, floppy disk, magnetic tape, or microfiche.

(f) All reports required under this subpart shall be sent to the Administrator at the addresses listed in § 63.13 of subpart A of this part. If acceptable to both the Administrator and the owner or operator of a source, reports may be submitted on electronic media.

(g) The owner or operator of an existing source subject to the requirements of this subpart shall control emissions of organic HAP's to the level represented by the following equation:

$$E_A = 0.02\sum EPV_1 + \sum EPV_2 + 0.05\sum ES_1 + \sum ES_2 + \sum EGLR_{1C} + \sum EGLR_2 + (R)\sum EMV_1 + \sum EMV_2 + \sum EWW_{1C} + \sum EWW_2$$

where:

$E_A$  = Emission rate, megagrams per year, allowed for the source.

$0.02\sum EPV_1$  = Sum of the residual emissions, megagrams per year, from all Group 1 miscellaneous process vents, as defined in § 63.641.

$\sum EPV_2$  = Sum of the emissions, megagrams per year, from all Group 2 process vents, as defined in § 63.641.

$0.05\sum ES_1$  = Sum of the residual emissions, megagrams per year, from all Group 1 storage vessels, as defined in § 63.641.

$\sum ES_2$  = Sum of the emissions, megagrams per year, from all Group 2 storage vessels, as defined in § 63.641.

$\sum EGLR_{1C}$  = Sum of the residual emissions, megagrams per year, from all Group 1 gasoline loading racks, as defined in § 63.641.

$\sum EGLR_2$  = Sum of the emissions, megagrams per year, from all Group 2 gasoline loading racks, as defined in § 63.641.

$(R)\sum EMV_1$  = Sum of the residual emissions megagrams per year, from all Group 1 marine tank vessels, as defined in § 63.641.

$R$  = 0.03 for existing sources, 0.02 for new sources.

$\sum EMV_2$  = Sum of the emissions, megagrams per year from all Group 2 marine tank vessels, as defined in § 63.641.

$\sum EWW_{1C}$  = Sum of the residual emissions from all Group 1 wastewater streams, as defined in § 63.641. This term is calculated for each Group 1 stream according to the equation for  $EWW_{ic}$  in § 63.652(h)(6).

$\sum EWW_2$  = Sum of emissions from all Group 2 wastewater streams, as defined in § 63.641.

The emissions level represented by this equation is dependent on the collection of emission points in the source. The level is not fixed and can change as the emissions from each emission point change or as the number of emission points in the source changes.

(h) The owner or operator of a new source subject to the requirements of this subpart shall control emissions of organic HAP's to the level represented by the equation in paragraph (g) of this section.

(i) The owner or operator of an existing source shall demonstrate compliance with the emission standard in paragraph (g) of this section by following the procedures specified in paragraph (k) of this section for all emission points, or by following the emissions averaging compliance approach specified in paragraph (l) of this section for specified emission points and the procedures specified in paragraph (k) of this section for all other emission points within the source.

(j) The owner or operator of a new source shall demonstrate compliance with the emission standard in paragraph (h) of this section only by following the procedures in paragraph (k) of this section. The owner or operator of a new source may not use the emissions averaging compliance approach.

(k) The owner or operator of an existing source may comply, and the owner or operator of a new source shall comply, with the miscellaneous process vent provisions in §§ 63.643 through 63.645, the storage vessel provisions in § 63.646, the wastewater provisions in § 63.647, the gasoline loading rack provisions in § 63.650, and the marine tank vessel loading operation provisions in § 63.651 of this subpart.

(1) The owner or operator using this compliance approach shall also comply with the requirements of § 63.654 as applicable.

(2) The owner or operator using this compliance approach is not required to calculate the annual emission rate specified in paragraph (g) of this section.

(l) The owner or operator of an existing source may elect to control some of the emission points within the source to different levels than specified under §§ 63.643 through 63.647, §§ 63.650 and 63.651 by using an emissions averaging compliance approach as long as the overall emissions for the source do not exceed the emission level specified in paragraph (g) of this section. The owner or operator using emissions averaging shall meet the requirements

in paragraphs (1)(1) and (1)(2) of this section.

(1) Calculate emission debits and credits for those emission points involved in the emissions average according to the procedures specified in § 63.652; and

(2) Comply with the requirements of §§ 63.652, 63.653, and 63.654, as applicable.

(m) A State may restrict the owner or operator of an existing source to using only the procedures in paragraph (k) of this section to comply with the emission standard in paragraph (g) of this section. Such a restriction would preclude the source from using an emissions averaging compliance approach.

[60 FR 43260, Aug. 18, 1995; 61 FR 7051, Feb. 23, 1996, as amended at 61 FR 29879, June 12, 1996]

**§ 63.643 Miscellaneous process vent provisions.**

(a) The owner or operator of a Group 1 miscellaneous process vent as defined in § 63.641 shall comply with the requirements of either paragraphs (a)(1) or (a)(2) of this section.

(1) Reduce emissions of organic HAP's using a flare that meets the requirements of § 63.11(b) of subpart A of this part.

(2) Reduce emissions of organic HAP's, using a control device, by 98 weight-percent or to a concentration of 20 parts per million by volume, on a dry basis, corrected to 3 percent oxygen, whichever is less stringent. Compliance can be determined by measuring either organic HAP's or TOC's using the procedures in § 63.645.

(b) If a boiler or process heater is used to comply with the percentage of reduction requirement or concentration limit specified in paragraph (a)(2) of this section, then the vent stream shall be introduced into the flame zone of such a device, or in a location such that the required percent reduction or concentration is achieved. Testing and monitoring is required only as specified in § 63.644(a) and § 63.645 of this subpart.

**§ 63.644 Monitoring provisions for miscellaneous process vents.**

(a) Except as provided in paragraph (b) of this section, each owner or operator of a Group 1 miscellaneous process

vent that uses a combustion device to comply with the requirements in § 63.643(a) shall install the monitoring equipment specified in paragraph (a)(1), (a)(2), (a)(3), or (a)(4) of this section, depending on the type of combustion device used. All monitoring equipment shall be installed, calibrated, maintained, and operated according to manufacturer's specifications or other written procedures that provide adequate assurance that the equipment will monitor accurately.

(1) Where an incinerator is used, a temperature monitoring device equipped with a continuous recorder is required.

(i) Where an incinerator other than a catalytic incinerator is used, a temperature monitoring device shall be installed in the firebox or in the ductwork immediately downstream of the firebox in a position before any substantial heat exchange occurs.

(ii) Where a catalytic incinerator is used, temperature monitoring devices shall be installed in the gas stream immediately before and after the catalyst bed.

(2) Where a flare is used, a device (including but not limited to a thermocouple, an ultraviolet beam sensor, or an infrared sensor) capable of continuously detecting the presence of a pilot flame is required.

(3) Any boiler or process heater with a design heat input capacity greater than or equal to 44 megawatt or any boiler or process heater in which all vent streams are introduced into the flame zone is exempt from monitoring.

(4) Any boiler or process heater less than 44 megawatts design heat capacity where the vent stream is not introduced into the flame zone is required to use a temperature monitoring device in the firebox equipped with a continuous recorder.

(b) An owner or operator of a Group 1 miscellaneous process vent may request approval to monitor parameters other than those listed in paragraph (a) of this section. The request shall be submitted according to the procedures specified in § 63.654(h). Approval shall be requested if the owner or operator:

(1) Uses a control device other than an incinerator, boiler, process heater, or flare; or



## Environmental Protection Agency

## § 63.645

(2) Uses one of the control devices listed in paragraph (a) of this section, but seeks to monitor a parameter other than those specified in paragraph (a) of this section.

(c) The owner or operator of a Group 1 miscellaneous process vent using a vent system that contains bypass lines that could divert a vent stream away from the control device used to comply with paragraph (a) of this section shall comply with either paragraph (c)(1) or (c)(2) of this section. Equipment such as low leg drains, high point bleeds, analyzer vents, open-ended valves or lines, pressure relief valves needed for safety reasons, and equipment subject to § 63.648 are not subject to this paragraph.

(1) Install, calibrate, maintain, and operate a flow indicator that determines whether a vent stream flow is present at least once every hour. Records shall be generated as specified in § 63.654(h) and (i). The flow indicator shall be installed at the entrance to any bypass line that could divert the vent stream away from the control device to the atmosphere; or

(2) Secure the bypass line valve in the closed position with a car-seal or a lock-and-key type configuration. A visual inspection of the seal or closure mechanism shall be performed at least once every month to ensure that the valve is maintained in the closed position and the vent stream is not diverted through the bypass line.

(d) The owner or operator shall establish a range that ensures compliance with the emissions standard for each parameter monitored under paragraphs (a) and (b) of this section. In order to establish the range, the information required in § 63.654(f)(3) shall be submitted in the Notification of Compliance Status report.

(e) Each owner or operator of a control device subject to the monitoring provisions of this section shall operate the control device in a manner consistent with the minimum and/or maximum operating parameter value or procedure required to be monitored under paragraphs (a) and (b) of this section. Operation of the control device in a manner that constitutes a period of excess emissions, as defined in § 63.654(g)(6), or failure to perform pro-

cedures required by this section shall constitute a violation of the applicable emission standard of this subpart.

[60 FR 43260, Aug. 18, 1995, as amended at 61 FR 29880, June 12, 1996; 63 FR 44141, Aug. 18, 1998]

### § 63.645 Test methods and procedures for miscellaneous process vents.

(a) To demonstrate compliance with § 63.643, an owner or operator shall follow § 63.116 except for § 63.116 (a)(1), (d) and (e) of subpart G of this part except as provided in paragraphs (b) through (d) and paragraph (i) of this section.

(b) All references to § 63.113(a)(1) or (a)(2) in § 63.116 of subpart G of this part shall be replaced with § 63.643(a)(1) or (a)(2), respectively.

(c) In § 63.116(c)(4)(ii)(C) of subpart G of this part, organic HAP's in the list of HAP's in table 1 of this subpart shall be considered instead of the organic HAP's in table 2 of subpart F of this part.

(d) All references to § 63.116(b)(1) or (b)(2) shall be replaced with paragraphs (d)(1) and (d)(2) of this section, respectively.

(1) Any boiler or process heater with a design heat input capacity of 44 megawatts or greater.

(2) Any boiler or process heater in which all vent streams are introduced into the flame zone.

(e) For purposes of determining the TOC emission rate, as specified under paragraph (f) of this section, the sampling site shall be after the last product recovery device (as defined in § 63.641 of this subpart) (if any recovery devices are present) but prior to the inlet of any control device (as defined in § 63.641 of this subpart) that is present, prior to any dilution of the process vent stream, and prior to release to the atmosphere.

(1) Methods 1 or 1A of 40 CFR part 60, appendix A, as appropriate, shall be used for selection of the sampling site.

(2) No traverse site selection method is needed for vents smaller than 0.10 meter in diameter.

(f) Except as provided in paragraph (g) of this section, an owner or operator seeking to demonstrate that a process vent TOC mass flow rate is less than 33 kilograms per day for an existing source or less than 6.8 kilograms

§ 63.645

40 CFR Ch. I (7-1-07 Edition)

per day for a new source in accordance with the Group 2 process vent definition of this subpart shall determine the TOC mass flow rate by the following procedures:

(1) The sampling site shall be selected as specified in paragraph (e) of this section.

(2) The gas volumetric flow rate shall be determined using Methods 2, 2A, 2C, or 2D of 40 CFR part 60, appendix A, as appropriate.

(3) Method 18 or Method 25A of 40 CFR part 60, appendix A shall be used to measure concentration; alternatively, any other method or data that has been validated according to the protocol in Method 301 of appendix A of this part may be used. If Method 25A is used, and the TOC mass flow rate calculated from the Method 25A measurement is greater than or equal to 33 kilograms per day for an existing source or 6.8 kilograms per day for a new source, Method 18 may be used to determine any non-VOC hydrocarbons that may be deducted to calculate the TOC (minus non-VOC hydrocarbons) concentration and mass flow rate. The following procedures shall be used to calculate parts per million by volume concentration:

(i) The minimum sampling time for each run shall be 1 hour in which either an integrated sample or four grab samples shall be taken. If grab sampling is used, then the samples shall be taken at approximately equal intervals in time, such as 15-minute intervals during the run.

(ii) The TOC concentration ( $C_{\text{TOC}}$ ) is the sum of the concentrations of the individual components and shall be computed for each run using the following equation if Method 18 is used:

$$C_{\text{TOC}} = \frac{\sum_{i=1}^x \left( \sum_{j=1}^n C_{ji} \right)}{X}$$

where:

$C_{\text{TOC}}$ =Concentration of TOC (minus methane and ethane), dry basis, parts per million by volume.

$C_{ji}$ =Concentration of sample component j of the sample i, dry basis, parts per million by volume.

n=Number of components in the sample.

x=Number of samples in the sample run.

(4) The emission rate of TOC (minus methane and ethane) ( $E_{\text{TOC}}$ ) shall be calculated using the following equation if Method 18 is used:

$$E = K_2 \left[ \sum_{j=1}^n C_j M_j \right] Q_s$$

where:

E=Emission rate of TOC (minus methane and ethane) in the sample, kilograms per day.

$K_2$  = Constant,  $5.986 \times 10^{-5}$  (parts per million)<sup>-1</sup> (gram-mole per standard cubic meter) (kilogram per gram) (minute per day), where the standard temperature (standard cubic meter) is at 20 °C.

$C_j$ =Concentration on a dry basis of organic compound j in parts per million as measured by Method 18 of 40 CFR part 60, appendix A, as indicated in paragraph (f)(3) of this section.  $C_j$  includes all organic compounds measured minus methane and ethane.

$M_j$ =Molecular weight of organic compound j, gram per gram-mole.

$Q_s$ =Vent stream flow rate, dry standard cubic meters per minute, at a temperature of 20 °C.

(5) If Method 25A is used, the emission rate of TOC ( $E_{\text{TOC}}$ ) shall be calculated using the following equation: –

$$E_{\text{TOC}} = K_2 C_{\text{TOC}} M Q_s$$

where:

$E_{\text{TOC}}$ =Emission rate of TOC (minus methane and ethane) in the sample, kilograms per day.

$K_2$ =Constant,  $5.986 \times 10^{-5}$  (parts per million)<sup>-1</sup> (gram-mole per standard cubic meter) (kilogram per gram)(minute per day), where the standard temperature (standard cubic meter) is at 20 °C.

$C_{\text{TOC}}$ =Concentration of TOC on a dry basis in parts per million volume as measured by Method 25A of 40 CFR part 60, appendix A, as indicated in paragraph (f)(3) of this section.

M=Molecular weight of organic compound used to express units of  $C_{\text{TOC}}$ , gram per gram-mole.

$Q_s$ =Vent stream flow rate, dry standard cubic meters per minute, at a temperature of 20 °C.

(g) Engineering assessment may be used to determine the TOC emission rate for the representative operating condition expected to yield the highest daily emission rate.

(1) Engineering assessment includes, but is not limited to, the following:

## Environmental Protection Agency

## § 63.646

(i) Previous test results provided the tests are representative of current operating practices at the process unit.

(ii) Bench-scale or pilot-scale test data representative of the process under representative operating conditions.

(iii) TOC emission rate specified or implied within a permit limit applicable to the process vent.

(iv) Design analysis based on accepted chemical engineering principles, measurable process parameters, or physical or chemical laws or properties. Examples of analytical methods include, but are not limited to:

(A) Use of material balances based on process stoichiometry to estimate maximum TOC concentrations;

(B) Estimation of maximum flow rate based on physical equipment design such as pump or blower capacities; and

(C) Estimation of TOC concentrations based on saturation conditions.

(v) All data, assumptions, and procedures used in the engineering assessment shall be documented.

(h) The owner or operator of a Group 2 process vent shall recalculate the TOC emission rate for each process vent, as necessary, whenever process changes are made to determine whether the vent is in Group 1 or Group 2. Examples of process changes include, but are not limited to, changes in production capacity, production rate, or catalyst type, or whenever there is replacement, removal, or addition of recovery equipment. For purposes of this paragraph, process changes do not include: process upsets; unintentional, temporary process changes; and changes that are within the range on which the original calculation was based.

(1) The TOC emission rate shall be recalculated based on measurements of vent stream flow rate and TOC as specified in paragraphs (e) and (f) of this section, as applicable, or on best engineering assessment of the effects of the change. Engineering assessments shall meet the specifications in paragraph (g) of this section.

(2) Where the recalculated TOC emission rate is greater than 33 kilograms per day for an existing source or greater than 6.8 kilograms per day for a new source, the owner or operator shall

submit a report as specified in § 63.654 (f), (g), or (h) and shall comply with the appropriate provisions in § 63.643 by the dates specified in § 63.640.

(i) A compliance determination for visible emissions shall be conducted within 150 days of the compliance date using Method 22 of 40 CFR part 60, appendix A, to determine visible emissions.

[60 FR 43260, Aug. 18, 1995, as amended at 61 FR 29880, June 12, 1996; 63 FR 44141, Aug. 18, 1998]

### § 63.646 Storage vessel provisions.

(a) Each owner or operator of a Group 1 storage vessel subject to this subpart shall comply with the requirements of §§ 63.119 through 63.121 except as provided in paragraphs (b) through (l) of this section.

(b) As used in this section, all terms not defined in § 63.641 shall have the meaning given them in 40 CFR part 63, subparts A or G. The Group 1 storage vessel definition presented in § 63.641 shall apply in lieu of the Group 1 storage vessel definitions presented in tables 5 and 6 of § 63.119 of subpart G of this part.

(1) An owner or operator may use good engineering judgement or test results to determine the stored liquid weight percent total organic HAP for purposes of group determination. Data, assumptions, and procedures used in the determination shall be documented.

(2) When an owner or operator and the Administrator do not agree on whether the annual average weight percent organic HAP in the stored liquid is above or below 4 percent for a storage vessel at an existing source or above or below 2 percent for a storage vessel at a new source, Method 18 of 40 CFR part 60, appendix A shall be used.

(c) The following paragraphs do not apply to storage vessels at existing sources subject to this subpart: § 63.119 (b)(5), (b)(6), (c)(2), and (d)(2).

(d) References shall apply as specified in paragraphs (d)(1) through (d)(10) of this section.

(1) All references to § 63.100(k) of subpart F of this part (or the schedule provisions and the compliance date) shall be replaced with § 63.640(h),

## § 63.647

## 40 CFR Ch. I (7–1–07 Edition)

(2) All references to April 22, 1994 shall be replaced with August 18, 1995.

(3) All references to December 31, 1992 shall be replaced with July 15, 1994.

(4) All references to the compliance dates specified in § 63.100 of subpart F shall be replaced with § 63.640 (h) through (m).

(5) All references to § 63.150 in § 63.119 of subpart G of this part shall be replaced with § 63.652.

(6) All references to § 63.113(a)(2) of subpart G shall be replaced with § 63.643(a)(2) of this subpart.

(7) All references to § 63.126(b)(1) of subpart G shall be replaced with § 63.422(b) of subpart R of this part.

(8) All references to § 63.128(a) of subpart G shall be replaced with § 63.425, paragraphs (a) through (c) and (e) through (h) of subpart R of this part.

(9) All references to § 63.139(d)(1) in § 63.120(d)(1)(ii) of subpart G are not applicable. For sources subject to this subpart, such references shall mean that 40 CFR 61.355 is applicable.

(10) All references to § 63.139(c) in § 63.120(d)(1)(ii) of subpart G are not applicable. For sources subject to this subpart, such references shall mean that § 63.647 of this subpart is applicable.

(e) When complying with the inspection requirements of § 63.120 of subpart G of this part, owners and operators of storage vessels at existing sources subject to this subpart are not required to comply with the provisions for gaskets, slotted membranes, and sleeve seals.

(f) The following paragraphs (f)(1), (f)(2), and (f)(3) of this section apply to Group 1 storage vessels at existing sources:

(1) If a cover or lid is installed on an opening on a floating roof, the cover or lid shall remain closed except when the cover or lid must be open for access.

(2) Rim space vents are to be set to open only when the floating roof is not floating or when the pressure beneath the rim seal exceeds the manufacturer's recommended setting.

(3) Automatic bleeder vents are to be closed at all times when the roof is floating except when the roof is being floated off or is being landed on the roof leg supports.

(g) Failure to perform inspections and monitoring required by this sec-

tion shall constitute a violation of the applicable standard of this subpart.

(h) References in §§ 63.119 through 63.121 to § 63.122(g)(1), § 63.151, and references to initial notification requirements do not apply.

(i) References to the Implementation Plan in § 63.120, paragraphs (d)(2) and (d)(3)(i) shall be replaced with the Notification of Compliance Status report.

(j) References to the Notification of Compliance Status report in § 63.152(b) shall be replaced with § 63.654(f).

(k) References to the Periodic Reports in § 63.152(c) shall be replaced with § 63.654(g).

(l) The State or local permitting authority can waive the notification requirements of §§ 63.120(a)(5), 63.120(a)(6), 63.120(b)(10)(ii), and 63.120(b)(10)(iii) for all or some storage vessels at petroleum refineries subject to this subpart. The State or local permitting authority may also grant permission to refill storage vessels sooner than 30 days after submitting the notifications in §§ 63.120(a)(6) or 63.120(b)(10)(iii) for all storage vessels at a refinery or for individual storage vessels on a case-by-case basis.

[60 FR 43260, Aug. 18, 1995, as amended at 61 FR 29880, June 12, 1996; 62 FR 7939, Feb. 21, 1997]

### § 63.647 Wastewater provisions.

(a) Except as provided in paragraph (b) of this section, each owner or operator of a Group 1 wastewater stream shall comply with the requirements of §§ 61.340 through 61.355 of 40 CFR part 61, subpart FF for each process wastewater stream that meets the definition in § 63.641.

(b) As used in this section, all terms not defined in § 63.641 shall have the meaning given them in the Clean Air Act or in 40 CFR part 61, subpart FF, § 61.341.

(c) Each owner or operator required under subpart FF of 40 CFR part 61 to perform periodic measurement of benzene concentration in wastewater, or to monitor process or control device operating parameters shall operate in a manner consistent with the minimum or maximum (as appropriate) permitted concentration or operating parameter values. Operation of the process, treatment unit, or control device

resulting in a measured concentration or operating parameter value outside the permitted limits shall constitute a violation of the emission standards. Failure to perform required leak monitoring for closed vent systems and control devices or failure to repair leaks within the time period specified in subpart FF of 40 CFR part 61 shall constitute a violation of the standard.

**§ 63.648 Equipment leak standards.**

(a) Each owner or operator of an existing source subject to the provisions of this subpart shall comply with the provisions of 40 CFR part 60 subpart VV and paragraph (b) of this section except as provided in paragraphs (a)(1), (a)(2), and (c) through (i) of this section. Each owner or operator of a new source subject to the provisions of this subpart shall comply with subpart H of this part except as provided in paragraphs (c) through (i) of this section.

(1) For purposes of compliance with this section, the provisions of 40 CFR part 60, subpart VV apply only to equipment in organic HAP service, as defined in § 63.641 of this subpart.

(2) Calculation of percentage leaking equipment components for subpart VV of 40 CFR part 60 may be done on a process unit basis or a sourcewide basis. Once the owner or operator has decided, all subsequent calculations shall be on the same basis unless a permit change is made.

(b) The use of monitoring data generated before August 18, 1995 to qualify for less frequent monitoring of valves and pumps as provided under 40 CFR part 60 subpart VV or subpart H of this part and paragraph (c) of this section (i.e., quarterly or semiannually) is governed by the requirements of paragraphs (b)(1) and (b)(2) of this section.

(1) Monitoring data must meet the test methods and procedures specified in § 60.485(b) of 40 CFR part 60, subpart VV or § 63.180(b)(1) through (b)(5) of subpart H of this part except for minor departures.

(2) Departures from the criteria specified in § 60.485(b) of 40 CFR part 60 subpart VV or § 63.180(b)(1) through (b)(5) of subpart H of this part or from the monitoring frequency specified in subpart VV or in paragraph (c) of this section (such as every 6 weeks instead of

monthly or quarterly) are minor and do not significantly affect the quality of the data. An example of a minor departure is monitoring at a slightly different frequency (such as every 6 weeks instead of monthly or quarterly). Failure to use a calibrated instrument is not considered a minor departure.

(c) In lieu of complying with the existing source provisions of paragraph (a) in this section, an owner or operator may elect to comply with the requirements of §§ 63.161 through 63.169, 63.171, 63.172, 63.175, 63.176, 63.177, 63.179, and 63.180 of subpart H of this part except as provided in paragraphs (c)(1) through (c)(10) and (e) through (i) of this section.

(1) The instrument readings that define a leak for light liquid pumps subject to § 63.163 of subpart H of this part and gas/vapor and light liquid valves subject to § 63.168 of subpart H of this part are specified in table 2 of this subpart.

(2) In phase III of the valve standard, the owner or operator may monitor valves for leaks as specified in paragraphs (c)(2)(i) or (c)(2)(ii) of this section.

(i) If the owner or operator does not elect to monitor connectors, then the owner or operator shall monitor valves according to the frequency specified in table 8 of this subpart.

(ii) If an owner or operator elects to monitor connectors according to the provisions of § 63.649, paragraphs (b), (c), or (d), then the owner or operator shall monitor valves at the frequencies specified in table 9 of this subpart.

(3) The owner or operator shall decide no later than the first required monitoring period after the phase I compliance date specified in § 63.640(h) whether to calculate the percentage leaking valves on a process unit basis or on a sourcewide basis. Once the owner or operator has decided, all subsequent calculations shall be on the same basis unless a permit change is made.

(4) The owner or operator shall decide no later than the first monitoring period after the phase III compliance date specified in § 63.640(h) whether to monitor connectors according to the provisions in § 63.649, paragraphs (b), (c), or (d).

(5) Connectors in gas/vapor service or light liquid service are subject to the requirements for connectors in heavy liquid service in § 63.169 of subpart H of this part (except for the agitator provisions). The leak definition for valves, connectors, and instrumentation systems subject to § 63.169 is 1,000 parts per million.

(6) In phase III of the pump standard, except as provided in paragraph (c)(7) of this section, owners or operators that achieve less than 10 percent of light liquid pumps leaking or three light liquid pumps leaking, whichever is greater, shall monitor light liquid pumps monthly.

(7) Owners or operators that achieve less than 3 percent of light liquid pumps leaking or one light liquid pump leaking, whichever is greater, shall monitor light liquid pumps quarterly.

(8) An owner or operator may make the election described in paragraphs (c)(3) and (c)(4) of this section at any time except that any election to change after the initial election shall be treated as a permit modification according to the terms of part 70 of this chapter.

(9) When complying with the requirements of § 63.168(e)(3)(i), non-repairable valves shall be included in the calculation of percent leaking valves the first time the valve is identified as leaking and non-repairable. Otherwise, a number of non-repairable valves up to a maximum of 1 percent per year of the total number of valves in organic HAP service up to a maximum of 3 percent may be excluded from calculation of percent leaking valves for subsequent monitoring periods. When the number of non-repairable valves exceeds 3 percent of the total number of valves in organic HAP service, the number of non-repairable valves exceeding 3 percent of the total number shall be included in the calculation of percent leaking valves.

(10) If in phase III of the valve standard any valve is designated as being leakless, the owner or operator has the option of following the provisions of 40 CFR 60.482–7(f). If an owner or operator chooses to comply with the provisions of 40 CFR 60.482–7(f), the valve is exempt from the valve monitoring provisions

of § 63.168 of subpart H of this part.

(d) Upon startup of new sources, the owner or operator shall comply with § 63.163(a)(1)(ii) of subpart H of this part for light liquid pumps and § 63.168(a)(1)(ii) of subpart H of this part for gas/vapor and light liquid valves.

(e) For reciprocating pumps in heavy liquid service and agitators in heavy liquid service, owners and operators are not required to comply with the requirements in § 63.169 of subpart H of this part.

(f) Reciprocating pumps in light liquid service are exempt from §§ 63.163 and 60.482 if recasting the distance piece or reciprocating pump replacement is required.

(g) Compressors in hydrogen service are exempt from the requirements of paragraphs (a) and (c) of this section if an owner or operator demonstrates that a compressor is in hydrogen service.

(1) Each compressor is presumed not to be in hydrogen service unless an owner or operator demonstrates that the piece of equipment is in hydrogen service.

(2) For a piece of equipment to be considered in hydrogen service, it must be determined that the percentage hydrogen content can be reasonably expected always to exceed 50 percent by volume.

(i) For purposes of determining the percentage hydrogen content in the process fluid that is contained in or contacts a compressor, the owner or operator shall use either:

(A) Procedures that conform to those specified in § 60.593(b)(2) of 40 part 60, subpart GGG.

(B) Engineering judgment to demonstrate that the percentage content exceeds 50 percent by volume, provided the engineering judgment demonstrates that the content clearly exceeds 50 percent by volume.

(1) When an owner or operator and the Administrator do not agree on whether a piece of equipment is in hydrogen service, the procedures in paragraph (g)(2)(i)(A) of this section shall be used to resolve the disagreement.

(2) If an owner or operator determines that a piece of equipment is in hydrogen service, the determination

can be revised only by following the procedures in paragraph (g)(2)(i)(A) of this section.

(h) Each owner or operator of a source subject to the provisions of this subpart must maintain all records for a minimum of 5 years.

(i) Reciprocating compressors are exempt from seal requirements if recasting the distance piece or compressor replacement is required.

[60 FR 43260, Aug. 18, 1995, as amended at 61 FR 29880, June 12, 1996; 63 FR 44141, Aug. 18, 1998]

**§ 63.649 Alternative means of emission limitation: Connectors in gas/vapor service and light liquid service.**

(a) If an owner or operator elects to monitor valves according to the provisions of § 63.648(c)(2)(ii), the owner or operator shall implement one of the connector monitoring programs specified in paragraphs (b), (c), or (d) of this section.

(b) *Random 200 connector alternative.* The owner or operator shall implement a random sampling program for accessible connectors of 2.0 inches nominal diameter or greater. The program does not apply to inaccessible or unsafe-to-monitor connectors, as defined in § 63.174 of subpart H. The sampling program shall be implemented source-wide.

(1) Within the first 12 months after the phase III compliance date specified in § 63.640(h), a sample of 200 connectors shall be randomly selected and monitored using Method 21 of 40 CFR part 60, appendix A.

(2) The instrument reading that defines a leak is 1,000 parts per million.

(3) When a leak is detected, it shall be repaired as soon as practicable, but no later than 15 calendar days after the leak is detected except as provided in paragraph (e) of this section. A first attempt at repair shall be made no later than 5 calendar days after the leak is detected.

(4) If a leak is detected, the connector shall be monitored for leaks within the first 3 months after its repair.

(5) After conducting the initial survey required in paragraph (b)(1) of this section, the owner or operator shall conduct subsequent monitoring of con-

nectors at the frequencies specified in paragraphs (b)(5)(i) through (b)(5)(iv) of this section.

(i) If the percentage leaking connectors is 2.0 percent or greater, the owner or operator shall survey a random sample of 200 connectors once every 6 months.

(ii) If the percentage leaking connectors is 1.0 percent or greater but less than 2.0 percent, the owner or operator shall survey a random sample of 200 connectors once per year.

(iii) If the percentage leaking connectors is 0.5 percent or greater but less than 1.0 percent, the owner or operator shall survey a random sample of 200 connectors once every 2 years.

(iv) If the percentage leaking connectors is less than 0.5 percent, the owner or operator shall survey a random sample of 200 connectors once every 4 years.

(6) Physical tagging of the connectors to indicate that they are subject to the monitoring provisions is not required. Connectors may be identified by the area or length of pipe and need not be individually identified.

(c) *Connector inspection alternative.* The owner or operator shall implement a program to monitor all accessible connectors in gas/vapor service that are 2.0 inches (nominal diameter) or greater and inspect all accessible connectors in light liquid service that are 2 inches (nominal diameter) or greater as described in paragraphs (c)(1) through (c)(7) of this section. The program does not apply to inaccessible or unsafe-to-monitor connectors.

(1) Within 12 months after the phase III compliance date specified in § 63.640(h), all connectors in gas/vapor service shall be monitored using Method 21 of 40 CFR part 60 appendix A. The instrument reading that defines a leak is 1,000 parts per million.

(2) All connectors in light liquid service shall be inspected for leaks. A leak is detected if liquids are observed to be dripping at a rate greater than three drops per minute.

(3) When a leak is detected, it shall be repaired as soon as practicable, but no later than 15 calendar days after the leak is detected except as provided in paragraph (e) of this section. A first attempt at repair shall be made no later

than 5 calendar days after the leak is detected.

(4) If a leak is detected, connectors in gas/vapor service shall be monitored for leaks within the first 3 months after repair. Connectors in light liquid service shall be inspected for indications of leaks within the first 3 months after repair. A leak is detected if liquids are observed to be dripping at a rate greater than three drops per minute.

(5) After conducting the initial survey required in paragraphs (c)(1) and (c)(2) of this section, the owner or operator shall conduct subsequent monitoring at the frequencies specified in paragraphs (c)(5)(i) through (c)(5)(iii) of this section.

(i) If the percentage leaking connectors is 2.0 percent or greater, the owner or operator shall monitor or inspect, as applicable, the connectors once per year.

(ii) If the percentage leaking connectors is 1.0 percent or greater but less than 2.0 percent, the owner or operator shall monitor or inspect, as applicable, the connectors once every 2 years.

(iii) If the percentage leaking connectors is less than 1.0 percent, the owner or operator shall monitor or inspect, as applicable, the connectors once every 4 years.

(6) The percentage leaking connectors shall be calculated for connectors in gas/vapor service and for connectors in light liquid service. The data for the two groups of connectors shall not be pooled for the purpose of determining the percentage leaking connectors.

(i) The percentage leaking connectors shall be calculated as follows:

$$\% C_L = [(C_L - C_{AN}) / C_T + C_c] \times 100$$

where:

$\% C_L$  = Percentage leaking connectors.

$C_L$  = Number of connectors including nonrepairables, measured at 1,000 parts per million or greater, by Method 21 of 40 CFR part 60, Appendix A.

$C_{AN}$  = Number of allowable nonrepairable connectors, as determined by monitoring, not to exceed 3 percent of the total connector population,  $C_T$ .

$C_T$  = Total number of monitored connectors, including nonrepairables, in the process unit.

$C_c$  = Optional credit for removed connectors =  $0.67 \times$  net number (i.e., the total number of connectors removed minus the

total added) of connectors in organic HAP service removed from the process unit after the applicability date set forth in § 63.640(h)(4)(iii) for existing process units, and after the date of start-up for new process units. If credits are not taken, then  $C_c = 0$ .

(ii) Nonrepairable connectors shall be included in the calculation of percentage leaking connectors the first time the connector is identified as leaking and nonrepairable. Otherwise, a number of nonrepairable connectors up to a maximum of 1 percent per year of the total number of connectors in organic HAP service up to a maximum of 3 percent may be excluded from calculation of percentage leaking connectors for subsequent monitoring periods.

(iii) If the number of nonrepairable connectors exceeds 3 percent of the total number of connectors in organic HAP service, the number of nonrepairable connectors exceeding 3 percent of the total number shall be included in the calculation of the percentage leaking connectors.

(7) Physical tagging of the connectors to indicate that they are subject to the monitoring provisions is not required. Connectors may be identified by the area or length of pipe and need not be individually identified.

(d) *Subpart H program.* The owner or operator shall implement a program to comply with the provisions in § 63.174 of this part.

(e) Delay of repair of connectors for which leaks have been detected is allowed if repair is not technically feasible by normal repair techniques without a process unit shutdown. Repair of this equipment shall occur by the end of the next process unit shutdown.

(1) Delay of repair is allowed for equipment that is isolated from the process and that does not remain in organic HAP service.

(2) Delay of repair for connectors is also allowed if:

(i) The owner or operator determines that emissions of purged material resulting from immediate repair would be greater than the fugitive emissions likely to result from delay of repair, and

(ii) When repair procedures are accomplished, the purged material would be collected and destroyed or recovered in a control device.



## Environmental Protection Agency

## § 63.652

(f) Any connector that is designated as an unsafe-to-repair connector is exempt from the requirements of paragraphs (b)(3) and (b)(4), (c)(3) and (c)(4), or (d) of this section if:

(1) The owner or operator determines that repair personnel would be exposed to an immediate danger as a consequence of complying with paragraphs (b)(3) and (b)(4), (c)(3) and (c)(4), of this section; or

(2) The connector will be repaired before the end of the next scheduled process unit shutdown.

(g) The owner or operator shall maintain records to document that the connector monitoring or inspections have been conducted as required and to document repair of leaking connectors as applicable.

### § 63.650 Gasoline loading rack provisions.

(a) Except as provided in paragraphs (b) through (c) of this section, each owner or operator of a gasoline loading rack classified under Standard Industrial Classification code 2911 located within a contiguous area and under common control with a petroleum refinery shall comply with subpart R, §§ 63.421, 63.422 (a) through (c), 63.425 (a) through (c), 63.425 (e) through (h), 63.427 (a) and (b), and 63.428 (b), (c), (g)(1), and (h)(1) through (h)(3).

(b) As used in this section, all terms not defined in § 63.641 shall have the meaning given them in subpart A or in 40 CFR part 63, subpart R. The § 63.641 definition of “affected source” applies under this section.

(c) Gasoline loading racks regulated under this subpart are subject to the compliance dates specified in § 63.640(h).

[60 FR 43260, Aug. 18, 1995, as amended at 61 FR 29880, June 12, 1996]

### § 63.651 Marine tank vessel loading operation provisions.

(a) Except as provided in paragraphs (b) through (d) of this section, each owner or operator of a marine tank vessel loading operation located at a petroleum refinery shall comply with the requirements of §§ 63.560 through 63.567.

(b) As used in this section, all terms not defined in § 63.641 shall have the

meaning given them in subpart A or in 40 CFR part 63, subpart Y. The § 63.641 definition of “affected source” applies under this section.

(c) The Initial Notification Report under § 63.567(b) is not required.

(d) The compliance time of 4 years after promulgation of 40 CFR part 63, subpart Y does not apply. The compliance time is specified in § 63.640(h)(3).

[60 FR 43260, Aug. 18, 1995, as amended at 61 FR 29880, June 12, 1996]

### § 63.652 Emissions averaging provisions.

(a) This section applies to owners or operators of existing sources who seek to comply with the emission standard in § 63.642(g) by using emissions averaging according to § 63.642(l) rather than following the provisions of §§ 63.643 through 63.647, and §§ 63.650 and 63.651. Existing marine tank vessel loading operations unable to comply with the standard by using emissions averaging are those marine tank vessels subject to 40 CFR 63.562(e) of this part and the Valdez Marine Terminal source.

(b) The owner or operator shall develop and submit for approval an Implementation Plan containing all of the information required in § 63.653(d) for all points to be included in an emissions average. The Implementation Plan shall identify all emission points to be included in the emissions average. This must include any Group 1 emission points to which the reference control technology (defined in § 63.641) is not applied and all other emission points being controlled as part of the average.

(c) The following emission points can be used to generate emissions averaging credits if control was applied after November 15, 1990 and if sufficient information is available to determine the appropriate value of credits for the emission point:

(1) Group 2 emission points;

(2) Group 1 storage vessels, Group 1 wastewater streams, Group 1 gasoline loading racks, Group 1 marine tank vessels, and Group 1 miscellaneous process vents that are controlled by a technology that the Administrator or permitting authority agrees has a

higher nominal efficiency than the reference control technology. Information on the nominal efficiencies for such technologies must be submitted and approved as provided in paragraph (i) of this section; and

(3) Emission points from which emissions are reduced by pollution prevention measures. Percentages of reduction for pollution prevention measures shall be determined as specified in paragraph (j) of this section.

(i) For a Group 1 emission point, the pollution prevention measure must reduce emissions more than the reference control technology would have had the reference control technology been applied to the emission point instead of the pollution prevention measure except as provided in paragraph (c)(3)(ii) of this section.

(ii) If a pollution prevention measure is used in conjunction with other controls for a Group 1 emission point, the pollution prevention measure alone does not have to reduce emissions more than the reference control technology, but the combination of the pollution prevention measure and other controls must reduce emissions more than the reference control technology would have had it been applied instead.

(d) The following emission points cannot be used to generate emissions averaging credits:

(1) Emission points already controlled on or before November 15, 1990 unless the level of control is increased after November 15, 1990, in which case credit will be allowed only for the increase in control after November 15, 1990;

(2) Group 1 emission points that are controlled by a reference control technology unless the reference control technology has been approved for use in a different manner and a higher nominal efficiency has been assigned according to the procedures in paragraph (i) of this section. For example, it is not allowable to claim that an internal floating roof meeting only the specifications stated in the reference control technology definition in § 63.641 (i.e., that meets the specifications of § 63.119(b) of subpart G but does not have controlled fittings per § 63.119 (b)(5) and (b)(6) of subpart G) applied to

a storage vessel is achieving greater than 95 percent control;

(3) Emission points on shutdown process units. Process units that are shut down cannot be used to generate credits or debits;

(4) Wastewater that is not process wastewater or wastewater streams treated in biological treatment units. These two types of wastewater cannot be used to generate credits or debits. Group 1 wastewater streams cannot be left undercontrolled or uncontrolled to generate debits. For the purposes of this section, the terms “wastewater” and “wastewater stream” are used to mean process wastewater; and

(5) Emission points controlled to comply with a State or Federal rule other than this subpart, unless the level of control has been increased after November 15, 1990 above what is required by the other State or Federal rule. Only the control above what is required by the other State or Federal rule will be credited. However, if an emission point has been used to generate emissions averaging credit in an approved emissions average, and the point is subsequently made subject to a State or Federal rule other than this subpart, the point can continue to generate emissions averaging credit for the purpose of complying with the previously approved average.

(e) For all points included in an emissions average, the owner or operator shall:

(1) Calculate and record monthly debits for all Group 1 emission points that are controlled to a level less stringent than the reference control technology for those emission points. Equations in paragraph (g) of this section shall be used to calculate debits.

(2) Calculate and record monthly credits for all Group 1 or Group 2 emission points that are overcontrolled to compensate for the debits. Equations in paragraph (h) of this section shall be used to calculate credits. Emission points and controls that meet the criteria of paragraph (c) of this section may be included in the credit calculation, whereas those described in paragraph (d) of this section shall not be included.

(3) Demonstrate that annual credits calculated according to paragraph (h)

## Environmental Protection Agency

## § 63.652

of this section are greater than or equal to debits calculated for the same annual compliance period according to paragraph (g) of this section.

(i) The initial demonstration in the Implementation Plan that credit-generating emission points will be capable of generating sufficient credits to offset the debits from the debit-generating emission points must be made under representative operating conditions.

(ii) After the compliance date, actual operating data will be used for all debit and credit calculations.

(4) Demonstrate that debits calculated for a quarterly (3-month) period according to paragraph (g) of this section are not more than 1.30 times the credits for the same period calculated according to paragraph (h) of this section. Compliance for the quarter shall be determined based on the ratio of credits and debits from that quarter, with 30 percent more debits than credits allowed on a quarterly basis.

(5) Record and report quarterly and annual credits and debits in the Periodic Reports as specified in § 63.654(g)(8). Every fourth Periodic Report shall include a certification of compliance with the emissions averaging provisions as required by § 63.654(g)(8)(iii).

(f) Debits and credits shall be calculated in accordance with the methods and procedures specified in paragraphs (g) and (h) of this section, respectively, and shall not include emissions from the following:

(1) More than 20 individual emission points. Where pollution prevention

measures (as specified in paragraph (j)(1) of this section) are used to control emission points to be included in an emissions average, no more than 25 emission points may be included in the average. For example, if two emission points to be included in an emissions average are controlled by pollution prevention measures, the average may include up to 22 emission points.

(2) Periods of startup, shutdown, and malfunction as described in the source's startup, shutdown, and malfunction plan required by § 63.6(e)(3) of subpart A of this part.

(3) For emission points for which continuous monitors are used, periods of excess emissions as defined in § 63.654(g)(6)(i). For these periods, the calculation of monthly credits and debits shall be adjusted as specified in paragraphs (f)(3)(i) through (f)(3)(iii) of this section.

(i) No credits would be assigned to the credit-generating emission point.

(ii) Maximum debits would be assigned to the debit-generating emission point.

(iii) The owner or operator may use the procedures in paragraph (1) of this section to demonstrate to the Administrator that full or partial credits or debits should be assigned.

(g) Debits are generated by the difference between the actual emissions from a Group 1 emission point that is uncontrolled or is controlled to a level less stringent than the reference control technology, and the emissions allowed for Group 1 emission point. Debits shall be calculated as follows:

(1) The overall equation for calculating sourcewide debits is:

$$\begin{aligned} \text{Debits} = & \sum_{i=1}^n (\text{EPV}_{i\text{ACTUAL}} - (0.02)\text{EPV}_{iu}) + \sum_{i=1}^n (\text{ES}_{i\text{ACTUAL}} - (0.05)\text{ES}_{iu}) + \sum_{i=1}^n (\text{EGLR}_{i\text{ACTUAL}} - \text{EGLR}_{ic}) \\ & + \sum_{i=1}^n (\text{EMV}_{i\text{ACTUAL}} - (0.03)\text{EMV}_{iu}) \end{aligned}$$

where:

Debits and all terms of the equation are in units of megagrams per month, and

$\text{EPV}_{i\text{ACTUAL}}$  = Emissions from each Group 1 miscellaneous process vent  $i$  that is uncontrolled or is controlled to a level less

stringent than the reference control technology. This is calculated according to paragraph (g)(2) of this section.

(0.02)  $\text{EPV}_{iu}$  = Emissions from each Group 1 miscellaneous process vent  $i$  if the reference control technology had been applied

to the uncontrolled emissions, calculated according to paragraph (g)(2) of this section.

ES<sub>IACTUAL</sub>=Emissions from each Group 1 storage vessel i that is uncontrolled or is controlled to a level less stringent than the reference control technology. This is calculated according to paragraph (g)(3) of this section.

(0.05) ES<sub>iu</sub>=Emissions from each Group 1 storage vessel i if the reference control technology had been applied to the uncontrolled emissions, calculated according to paragraph (g)(3) of this section.

EGLR<sub>IACTUAL</sub>=Emissions from each Group 1 gasoline loading rack i that is uncontrolled or is controlled to a level less stringent than the reference control technology. This is calculated according to paragraph (g)(4) of this section.

EGLR<sub>iu</sub>=Emissions from each Group 1 gasoline loading rack i if the reference control technology had been applied to the uncontrolled emissions. This is calculated according to paragraph (g)(4) of this section.

EMV<sub>ACTUAL</sub>=Emissions from each Group 1 marine tank vessel i that is uncontrolled or is controlled to a level less stringent than the reference control technology. This is calculated according to paragraph (g)(5) of this section.

(0.03) EMV<sub>iu</sub>=Emissions from each Group 1 marine tank vessel i if the reference control technology had been applied to the uncontrolled emissions calculated according to paragraph (g)(5) of this section.

n=The number of Group 1 emission points being included in the emissions average. The value of n is not necessarily the same for each kind of emission point.

(2) Emissions from miscellaneous process vents shall be calculated as follows:

(i) For purposes of determining miscellaneous process vent stream flow rate, organic HAP concentrations, and temperature, the sampling site shall be after the final product recovery device, if any recovery devices are present; before any control device (for miscellaneous process vents, recovery devices shall not be considered control devices); and before discharge to the atmosphere. Method 1 or 1A of part 60, appendix A shall be used for selection of the sampling site.

(ii) The following equation shall be used for each miscellaneous process vent i to calculate EPV<sub>iu</sub>:

$$EPV_{iu} = (2.494 \times 10^{-9}) Qh \left( \sum_{j=1}^n C_j M_j \right)$$

where:

EPV<sub>iu</sub>=Uncontrolled process vent emission rate from miscellaneous process vent i, megagrams per month.

Q=Vent stream flow rate, dry standard cubic meters per minute, measured using Methods 2, 2A, 2C, or 2D of part 60 appendix A, as appropriate.

h=Monthly hours of operation during which positive flow is present in the vent, hours per month.

C<sub>j</sub>=Concentration, parts per million by volume, dry basis, of organic HAP j as measured by Method 18 of part 60 appendix A.

M<sub>j</sub>=Molecular weight of organic HAP j, gram per gram-mole.

n=Number of organic HAP's in the miscellaneous process vent stream.

(A) The values of Q, C<sub>j</sub>, and M<sub>j</sub> shall be determined during a performance test conducted under representative operating conditions. The values of Q, C<sub>j</sub>, and M<sub>j</sub> shall be established in the Notification of Compliance Status report and must be updated as provided in paragraph (g)(2)(ii)(B) of this section.

(B) If there is a change in capacity utilization other than a change in monthly operating hours, or if any other change is made to the process or product recovery equipment or operation such that the previously measured values of Q, C<sub>j</sub>, and M<sub>j</sub> are no longer representative, a new performance test shall be conducted to determine new representative values of Q, C<sub>j</sub>, and M<sub>j</sub>. These new values shall be used to calculate debits and credits from the time of the change forward, and the new values shall be reported in the next Periodic Report.

(iii) The following procedures and equations shall be used to calculate EPV<sub>IACTUAL</sub>:

(A) If the vent is not controlled by a control device or pollution prevention measure, EPV<sub>IACTUAL</sub> = EPV<sub>iu</sub>, where EPV<sub>iu</sub> is calculated according to the procedures in paragraphs (g)(2)(i) and (g)(2)(ii) of this section.

(B) If the vent is controlled using a control device or a pollution prevention measure achieving less than 98-percent reduction,

$$EPV_{iACTUAL} = EPV_{iu} \times \left( 1 - \frac{\text{Percent reduction}}{100\%} \right)$$

(1) The percent reduction shall be measured according to the procedures in § 63.116 of subpart G if a combustion control device is used. For a flare meeting the criteria in § 63.116(a) of subpart G, or a boiler or process heater meeting the criteria in § 63.645(d) of this subpart or § 63.116(b) of subpart G, the percentage of reduction shall be 98 percent. If a noncombustion control device is used, percentage of reduction shall be demonstrated by a performance test at the inlet and outlet of the device, or, if testing is not feasible, by a control design evaluation and documented engineering calculations.

(2) For determining debits from miscellaneous process vents, product recovery devices shall not be considered control devices and cannot be assigned a percentage of reduction in calculating  $EPV_{iACTUAL}$ . The sampling site for measurement of uncontrolled emissions is after the final product recovery device.

(3) Procedures for calculating the percentage of reduction of pollution prevention measures are specified in paragraph (j) of this section.

(3) Emissions from storage vessels shall be calculated as specified in § 63.150(g)(3) of subpart G.

(4) Emissions from gasoline loading racks shall be calculated as follows:

(i) The following equation shall be used for each gasoline loading rack  $i$  to calculate  $EGLR_{iu}$ :

$$EGLR_{iu} = \left( 1.20 \times 10^{-7} \right) \frac{SPMG}{T}$$

where:

$EGLR_{iu}$ =Uncontrolled transfer HAP emission rate from gasoline loading rack  $i$ , megagrams per month

$S$ =Saturation factor, dimensionless (see table 33 of subpart G).

$P$ =Weighted average rack partial pressure of organic HAP's transferred at the rack during the month, kilopascals.

$M$ =Weighted average molecular weight of organic HAP's transferred at the gasoline loading rack during the month, gram per gram-mole.

$G$ =Monthly volume of gasoline transferred from gasoline loading rack, liters per month.

$T$ =Weighted rack bulk liquid loading temperature during the month, degrees kelvin (degrees Celsius  $^{\circ}\text{C} + 273$ ).

(ii) The following equation shall be used for each gasoline loading rack  $i$  to calculate the weighted average rack partial pressure:

$$P = \frac{\sum_{j=1}^n (P_j)(G_j)}{G}$$

where:

$P_j$ =Maximum true vapor pressure of individual organic HAP transferred at the rack, kilopascals.

$G$ =Monthly volume of organic HAP transferred, liters per month, and

$$G = \sum_{j=1}^n G_j$$

$G_j$ =Monthly volume of individual organic HAP transferred at the gasoline loading rack, liters per month.

$n$ =Number of organic HAP's transferred at the gasoline loading rack.

(iii) The following equation shall be used for each gasoline loading rack  $i$  to calculate the weighted average rack molecular weight:

$$M = \frac{\sum_{j=1}^n (M_j)(G_j)}{G}$$

where:

$M_j$ =Molecular weight of individual organic HAP transferred at the rack, gram per gram-mole.

$G$ ,  $G_j$ , and  $n$  are as defined in paragraph (g)(4)(ii) of this section.

(iv) The following equation shall be used for each gasoline loading rack  $i$  to calculate the monthly weighted rack bulk liquid loading temperature:

$$T = \frac{\sum_{j=1}^n (T_j)(G_j)}{G}$$

$T_j$ =Average annual bulk temperature of individual organic HAP loaded at the gasoline loading rack, kelvin (degrees Celsius  $^{\circ}\text{C}+273$ ).

$G$ ,  $G_j$ , and  $n$  are as defined in paragraph (g)(4)(ii) of this section.

(v) The following equation shall be used to calculate  $\text{EGLR}_{ic}$ :

$$\text{EGLR}_{ic} = 1 \times 10^{-8} G$$

$G$  is as defined in paragraph (g)(4)(ii) of this section.

(vi) The following procedures and equations shall be used to calculate  $\text{EGLR}_{i\text{ACTUAL}}$ :

(A) If the gasoline loading rack is not controlled,  $\text{EGLR}_{i\text{ACTUAL}} = \text{EGLR}_{iu}$ , where  $\text{EGLR}_{iu}$  is calculated using the equations specified in paragraphs (g)(4)(i) through (g)(4)(iv) of this section.

(B) If the gasoline loading rack is controlled using a control device or a pollution prevention measure not achieving the requirement of less than 10 milligrams of TOC per liter of gasoline loaded,

$$\text{EGLR}_{i\text{ACTUAL}} = \text{EGLR}_{iu} \left( \frac{1 - \text{Percent reduction}}{100\%} \right)$$

(1) The percent reduction for a control device shall be measured according to the procedures and test methods specified in § 63.128(a) of subpart G. If testing is not feasible, the percentage of reduction shall be determined through a design evaluation according to the procedures specified in § 63.128(h) of subpart G.

(2) Procedures for calculating the percentage of reduction for pollution prevention measures are specified in paragraph (j) of this section.

(5) Emissions from marine tank vessel loading shall be calculated as follows:

(i) The following equation shall be used for each marine tank vessel  $i$  to calculate  $\text{EMV}_{iu}$ :

$$\text{EMV}_{iu} = \sum_{i=1}^m (Q_i)(F_i)(P_i)$$

where:

$\text{EMV}_{iu}$ =Uncontrolled marine tank vessel HAP emission rate from marine tank vessel  $i$ , megagrams per month.

$Q_i$ =Quantity of commodity loaded (per vessel type), liters.

$F_i$ =Emission factor, megagrams per liter.

$P_i$ =Percent HAP.

$m$ =Number of combinations of commodities and vessel types loaded.

Emission factors shall be based on test data or emission estimation procedures specified in § 63.565(l) of subpart Y.

(ii) The following procedures and equations shall be used to calculate  $\text{EMV}_{i\text{ACTUAL}}$ :

(A) If the marine tank vessel is not controlled,  $\text{EMV}_{i\text{ACTUAL}} = \text{EMV}_{iu}$ , where  $\text{EMV}_{iu}$  is calculated using the equations specified in paragraph (g)(5)(i) of this section.

(B) If the marine tank vessel is controlled using a control device or a pollution prevention measure achieving less than 97-percent reduction,

$$\text{EMV}_{i\text{ACTUAL}} = \text{EMV}_{iu} \left( \frac{1 - \text{Percent reduction}}{100\%} \right)$$

(1) The percent reduction for a control device shall be measured according

to the procedures and test methods specified in § 63.565(c) of subpart Y. If

## Environmental Protection Agency

## § 63.652

testing is not feasible, the percentage of reduction shall be determined through a design evaluation according to the procedures specified in § 63.128(h) of subpart G.

(2) Procedures for calculating the percentage of reduction for pollution prevention measures are specified in paragraph (j) of this section.

(h) Credits are generated by the difference between emissions that are al-

lowed for each Group 1 and Group 2 emission point and the actual emissions from a Group 1 or Group 2 emission point that has been controlled after November 15, 1990 to a level more stringent than what is required by this subpart or any other State or Federal rule or statute. Credits shall be calculated as follows:

(1) The overall equation for calculating sourcewide credits is:

$$\begin{aligned} \text{Credits} = & D \sum_{i=1}^n ((0.02) \text{EPV1}_{i_u} - \text{EPV1}_{i_{\text{ACTUAL}}}) + D \sum_{i=1}^m (\text{EPV2}_{i_{\text{BASE}}} - \text{EPV2}_{i_{\text{ACTUAL}}}) + \\ & D \sum_{i=1}^n ((0.05) \text{ES1}_{i_u} - \text{ES1}_{i_{\text{ACTUAL}}}) + D \sum_{i=1}^m (\text{ES2}_{i_{\text{BASE}}} - \text{ES2}_{i_{\text{ACTUAL}}}) + \\ & D \sum_{i=1}^n (\text{EGLR1}_{i_c} - \text{EGLR1}_{i_{\text{ACTUAL}}}) + D \sum_{i=1}^m (\text{EGLR2}_{i_{\text{BASE}}} - \text{EGLR2}_{i_{\text{ACTUAL}}}) + \\ & D \sum_{i=1}^n ((0.03) \text{EMV1}_{i_u} - \text{EMV1}_{i_{\text{ACTUAL}}}) + D \sum_{i=1}^m (\text{EMV2}_{i_{\text{BASE}}} - \text{EMV2}_{i_{\text{ACTUAL}}}) + \\ & D \sum_{i=1}^n (\text{EWW1}_{i_c} - \text{EWW1}_{i_{\text{ACTUAL}}}) + D \sum_{i=1}^m (\text{EWW2}_{i_{\text{BASE}}} - \text{EWW2}_{i_{\text{ACTUAL}}}) \end{aligned}$$

where:

Credits and all terms of the equation are in units of megagrams per month, the baseline date is November 15, 1990, and

D=Discount factor=0.9 for all credit-generating emission points except those controlled by a pollution prevention measure, which will not be discounted.

EPV1<sub>iACTUAL</sub>=Emissions for each Group 1 miscellaneous process vent i that is controlled to a level more stringent than the reference control technology, calculated according to paragraph (h)(2) of this section.

(0.02) EPV1<sub>i<sub>u</sub></sub>=Emissions from each Group 1 miscellaneous process vent i if the reference control technology had been applied to the uncontrolled emissions. EPV1<sub>i<sub>u</sub></sub> is calculated according to paragraph (h)(2) of this section.

EPV2<sub>iBASE</sub>=Emissions from each Group 2 miscellaneous process vent; at the baseline date, as calculated in paragraph (h)(2) of this section.

EPV2<sub>iACTUAL</sub>=Emissions from each Group 2 miscellaneous process vent that is controlled, calculated according to paragraph (h)(2) of this section.

ES1<sub>iACTUAL</sub>=Emissions from each Group 1 storage vessel i that is controlled to a level more stringent than the reference control technology, calculated according to paragraph (h)(3) of this section.

(0.05) ES1<sub>i<sub>u</sub></sub>=Emissions from each Group 1 storage vessel i if the reference control technology had been applied to the uncontrolled emissions. ES1<sub>i<sub>u</sub></sub> is calculated according to paragraph (h)(3) of this section.

ES2<sub>iACTUAL</sub>=Emissions from each Group 2 storage vessel i that is controlled, calculated according to paragraph (h)(3) of this section.

ES2<sub>iBASE</sub>=Emissions from each Group 2 storage vessel i at the baseline date, as calculated in paragraph (h)(3) of this section.

EGLR1<sub>iACTUAL</sub>=Emissions from each Group 1 gasoline loading rack i that is controlled to a level more stringent than the reference control technology, calculated according to paragraph (h)(4) of this section.

EGLR1<sub>i<sub>c</sub></sub>=Emissions from each Group 1 gasoline loading rack i if the reference control technology had been applied to the uncontrolled emissions. EGLR1<sub>i<sub>u</sub></sub> is calculated according to paragraph (h)(4) of this section.

EGRL2<sub>iACTUAL</sub>=Emissions from each Group 2 gasoline loading rack i that is controlled, calculated according to paragraph (h)(4) of this section.

EGLR2<sub>iBASE</sub>=Emissions from each Group 2 gasoline loading rack i at the baseline date, as calculated in paragraph (h)(4) of this section.

EMV1<sub>iACTUAL</sub>=Emissions from each Group 1 marine tank vessel i that is controlled to a level more stringent than the reference control technology, calculated according to paragraph (h)(4) of this section.

(0.03)EMV1<sub>iu</sub>=Emissions from each Group 1 marine tank vessel i if the reference control technology had been applied to the uncontrolled emissions. EMV1<sub>iu</sub> is calculated according to paragraph (h)(5) of this section.

EMV2<sub>iACTUAL</sub>=Emissions from each Group 2 marine tank vessel i that is controlled, calculated according to paragraph (h)(5) of this section.

EMV2<sub>iBASE</sub>=Emissions from each Group 2 marine tank vessel i at the baseline date, as calculated in paragraph (h)(5) of this section.

EWV1<sub>iACTUAL</sub>=Emissions from each Group 1 wastewater stream i that is controlled to a level more stringent than the reference control technology, calculated according to paragraph (h)(6) of this section.

EWV1<sub>ic</sub>=Emissions from each Group 1 wastewater stream i if the reference control technology had been applied to the uncontrolled emissions, calculated according to paragraph (h)(6) of this section.

EWV2<sub>iACTUAL</sub>=Emissions from each Group 2 wastewater stream i that is controlled, calculated according to paragraph (h)(6) of this section.

EWV2<sub>iBASE</sub>=Emissions from each Group 2 wastewater stream i at the baseline date, calculated according to paragraph (h)(6) of this section.

n=Number of Group 1 emission points included in the emissions average. The value of n is not necessarily the same for each kind of emission point.

m=Number of Group 2 emission points included in the emissions average. The value

of m is not necessarily the same for each kind of emission point.

(i) For an emission point controlled using a reference control technology, the percentage of reduction for calculating credits shall be no greater than the nominal efficiency associated with the reference control technology, unless a higher nominal efficiency is assigned as specified in paragraph (h)(1)(ii) of this section.

(ii) For an emission point controlled to a level more stringent than the reference control technology, the nominal efficiency for calculating credits shall be assigned as described in paragraph (i) of this section. A reference control technology may be approved for use in a different manner and assigned a higher nominal efficiency according to the procedures in paragraph (i) of this section.

(iii) For an emission point controlled using a pollution prevention measure, the nominal efficiency for calculating credits shall be determined as described in paragraph (j) of this section.

(2) Emissions from process vents shall be determined as follows:

(i) Uncontrolled emissions from miscellaneous process vents, EPV1<sub>iu</sub>, shall be calculated according to the procedures and equation for EPV<sub>iu</sub> in paragraphs (g)(2)(i) and (g)(2)(ii) of this section.

(ii) Actual emissions from miscellaneous process vents controlled using a technology with an approved nominal efficiency greater than 98 percent or a pollution prevention measure achieving greater than 98 percent emission reduction, EPV1<sub>iACTUAL</sub>, shall be calculated according to the following equation:

$$EPV1_{iACTUAL} = EPV1_{iu} \left( 1 - \frac{\text{Nominal efficiency}\%}{100\%} \right)$$

(iii) The following procedures shall be used to calculate actual emissions from Group 2 process vents, EPV2<sub>iACTUAL</sub>:

(A) For a Group 2 process vent controlled by a control device, a recovery

device applied as a pollution prevention project, or a pollution prevention measure, if the control achieves a percentage of reduction less than or equal to a 98 percent reduction,



$$EPV2_{iACTUAL} = EPV2_{iu} \times \left( 1 - \frac{\text{Percent reduction}}{100\%} \right)$$

(1)  $EPV2_{iu}$  shall be calculated according to the equations and procedures for  $EPV_{iu}$  in paragraphs (g)(2)(i) and (g)(2)(ii) of this section except as provided in paragraph (h)(2)(iii)(A)(3) of this section.

(2) The percentage of reduction shall be calculated according to the procedures in paragraphs (g)(2)(iii)(B)(1) through (g)(2)(iii)(B)(3) of this section except as provided in paragraph (h)(2)(iii)(A)(4) of this section.

(3) If a recovery device was added as part of a pollution prevention project,  $EPV2_{iu}$  shall be calculated prior to that recovery device. The equation for  $EPV_{iu}$  in paragraph (g)(2)(ii) of this sec-

tion shall be used to calculate  $EPV2_{iu}$ ; however, the sampling site for measurement of vent stream flow rate and organic HAP concentration shall be at the inlet of the recovery device.

(4) If a recovery device was added as part of a pollution prevention project, the percentage of reduction shall be demonstrated by conducting a performance test at the inlet and outlet of that recovery device.

(B) For a Group 2 process vent controlled using a technology with an approved nominal efficiency greater than a 98 percent or a pollution prevention measure achieving greater than 98 percent reduction,

$$EPV2_{iACTUAL} = EPV2_{iu} \left( 1 - \frac{\text{Nominal efficiency}\%}{100\%} \right)$$

(iv) Emissions from Group 2 process vents at baseline,  $EPV2_{iBASE}$ , shall be calculated as follows:

(A) If the process vent was uncontrolled on November 15, 1990,  $EPV2_{iBASE} = EPV2_{iu}$ , and shall be cal-

culated according to the procedures and equation for  $EPV_{iu}$  in paragraphs (g)(2)(i) and (g)(2)(ii) of this section.

(B) If the process vent was controlled on November 15, 1990,

$$EPV2_{BASE} = EPV2_{iu} \left( 1 - \frac{\text{Percent reduction}\%}{100\%} \right)$$

where  $EPV2_{iu}$  is calculated according to the procedures and equation for  $EPV_{iu}$  in paragraphs (g)(2)(i) and (g)(2)(ii) of this section. The percentage of reduction shall be calculated according to the procedures specified in paragraphs (g)(2)(iii)(B)(1) through (g)(2)(iii)(B)(3) of this section.

(C) If a recovery device was added to a process vent as part of a pollution prevention project initiated after November 15, 1990,  $EPV2_{iBASE} = EPV2_{iu}$ , where  $EPV2_{iu}$  is calculated according to paragraph (h)(2)(iii)(A)(3) of this section.

(3) Emissions from storage vessels shall be determined as specified in § 63.150(h)(3) of subpart G, except as follows:

(i) All references to § 63.119(b) in § 63.150(h)(3) of subpart G shall be replaced with: § 63.119 (b) or § 63.119(b) except for § 63.119(b)(5) and (b)(6).

(ii) All references to § 63.119(c) in § 63.150(h)(3) of subpart G shall be replaced with: § 63.119(c) or § 63.119(c) except for § 63.119(c)(2).

**§ 63.652**

**40 CFR Ch. I (7–1–07 Edition)**

(iii) All references to § 63.119(d) in § 63.150(h)(3) of subpart G shall be replaced with: § 63.119(d) or § 63.119(d) except for § 63.119(d)(2).

(4) Emissions from gasoline loading racks shall be determined as follows:

(i) Uncontrolled emissions from Group 1 gasoline loading racks,  $EGLR1_{iu}$ , shall be calculated according to the procedures and equations for  $EGLR_{iu}$  as described in paragraphs (g)(4)(i) through (g)(4)(iv) of this section.

(ii) Emissions from Group 1 gasoline loading racks if the reference control technology had been applied,  $EGLR_{ic}$ , shall be calculated according to the procedures and equations in paragraph (g)(4)(v) of this section.

(iii) Actual emissions from Group 1 gasoline loading racks controlled to less than 10 milligrams of TOC per liter of gasoline loaded;  $EGLR_{iACTUAL}$ , shall be calculated according to the following equation:

$$EGLR1_{iACTUAL} = EGLR1_{iu} \left( 1 - \frac{\text{Nominal efficiency}}{100\%} \right)$$

(iv) The following procedures shall be used to calculate actual emissions from Group 2 gasoline loading racks,  $EGLR2_{iACTUAL}$ :

(A) For a Group 2 gasoline loading rack controlled by a control device or a

pollution prevention measure achieving emissions reduction but where emissions are greater than the 10 milligrams of TOC per liter of gasoline loaded requirement,

$$EGLR2_{iACTUAL} = EGLR2_{iu} \left( 1 - \frac{\text{Percent reduction}}{100\%} \right)$$

(1)  $EGLR2_{iu}$  shall be calculated according to the equations and procedures for  $EGLR_{iu}$  in paragraphs (g)(4)(i) through (g)(4)(iv) of this section.

(2) The percentage of reduction shall be calculated according to the procedures in paragraphs (g)(4)(vi)(B)(1) and (g)(4)(vi)(B)(2) of this section.

(B) For a Group 2 gasoline loading rack controlled by using a technology with an approved nominal efficiency greater than 98 percent or a pollution prevention measure achieving greater than a 98-percent reduction,

$$EGLR2_{iACTUAL} = EGLR2_{iu} \left( 1 - \frac{\text{Nominal efficiency}}{100\%} \right)$$

(v) Emissions from Group 2 gasoline loading racks at baseline,  $EGLR2_{iBASE}$ , shall be calculated as follows:

(A) If the gasoline loading rack was uncontrolled on November 15, 1990,  $EGLR2_{iBASE} = EGLR2_{iu}$ , and shall be cal-

culated according to the procedures and equations for  $EGLR_{iu}$  in paragraphs (g)(4)(i) through (g)(4)(iv) of this section.

(B) If the gasoline loading rack was controlled on November 15, 1990,

$$\text{EGLR2}_{\text{iBASE}} = \text{EGLR2}_{\text{iu}} \left( 1 - \frac{\text{Percent reduction}}{100\%} \right)$$

where  $\text{EGLR2}_{\text{iu}}$  is calculated according to the procedures and equations for  $\text{EGLR}_{\text{iu}}$  in paragraphs (g)(4)(i) through (g)(4)(iv) of this section. Percentage of reduction shall be calculated according to the procedures in paragraphs (g)(4)(vi)(B)(1) and (g)(4)(vi)(B)(2) of this section.

(5) Emissions from marine tank vessels shall be determined as follows:

(i) Uncontrolled emissions from Group 1 marine tank vessels,  $\text{EMV1}_{\text{iu}}$ ,

shall be calculated according to the procedures and equations for  $\text{EMV}_{\text{iu}}$  as described in paragraph (g)(5)(i) of this section.

(ii) Actual emissions from Group 1 marine tank vessels controlled using a technology or pollution prevention measure with an approved nominal efficiency greater than 97 percent,  $\text{EMV}_{\text{iACTUAL}}$ , shall be calculated according to the following equation:

$$\text{EMV1}_{\text{iACTUAL}} = \text{EMV1}_{\text{iu}} \left( 1 - \frac{\text{Nominal efficiency}}{100\%} \right)$$

(iii) The following procedures shall be used to calculate actual emissions from Group 2 marine tank vessels,  $\text{EMV2}_{\text{iACTUAL}}$ :

(A) For a Group 2 marine tank vessel controlled by a control device or a pollution prevention measure achieving a percentage of reduction less than or equal to 97 percent reduction,

$$\text{EMV2}_{\text{iACTUAL}} = \text{EMV2}_{\text{iu}} \left( 1 - \frac{\text{Percent reduction}}{100\%} \right)$$

(1)  $\text{EMV2}_{\text{iu}}$  shall be calculated according to the equations and procedures for  $\text{EMV}_{\text{iu}}$  in paragraph (g)(5)(i) of this section.

(2) The percentage of reduction shall be calculated according to the proce-

dures in paragraphs (g)(5)(ii)(B)(1) and (g)(5)(ii)(B)(2) of this section.

(B) For a Group 2 marine tank vessel controlled using a technology or a pollution prevention measure with an approved nominal efficiency greater than 97 percent,

$$\text{EMV2}_{\text{iACTUAL}} = \text{EMV2}_{\text{iu}} \left( 1 - \frac{\text{Nominal efficiency}}{100\%} \right)$$

(iv) Emissions from Group 2 marine tank vessels at baseline,  $\text{EMV2}_{\text{iBASE}}$ , shall be calculated as follows:

(A) If the marine terminal was uncontrolled on November 15, 1990,  $\text{EMV2}_{\text{iBASE}}$  equals  $\text{EMV2}_{\text{iu}}$ , and shall be

calculated according to the procedures and equations for  $\text{EMV}_{\text{iu}}$  in paragraph (g)(5)(i) of this section.

(B) If the marine tank vessel was controlled on November 15, 1990,

$$EMV2_{iBASE} = EMV2_{iu} \left( 1 - \frac{\text{Percent reduction}}{100\%} \right)$$

where  $EMV2_{iu}$  is calculated according to the procedures and equations for  $EMV_{iu}$  in paragraph (g)(5)(i) of this section. Percentage of reduction shall be calculated according to the procedures in paragraphs (g)(5)(ii)(B)(1) and (g)(5)(ii)(B)(2) of this section.

(6) Emissions from wastewater shall be determined as follows:

(i) For purposes of paragraphs (h)(4)(ii) through (h)(4)(vi) of this section, the following terms will have the meaning given them in paragraphs (h)(6)(i)(A) through (h)(6)(i)(C) of this section.

(A) *Correctly suppressed* means that a wastewater stream is being managed according to the requirements of §§ 61.343 through 61.347 or

§ 61.342(c)(1)(iii) of 40 CFR part 61, subpart FF, as applicable, and the emissions from the waste management units subject to those requirements are routed to a control device that reduces HAP emissions by 95 percent or greater.

(B) *Treatment process* has the meaning given in § 61.341 of 40 CFR part 61, subpart FF except that it does not include biological treatment units.

(C) *Vapor control device* means the control device that receives emissions vented from a treatment process or treatment processes.

(ii) The following equation shall be used for each wastewater stream  $i$  to calculate  $EW_{ic}$ :

$$EW_{ic} = (6.0 \times 10^{-8}) Q_i H_i \sum_{m=1}^s (1 - F_{rm}) F_{em} HAP_{im} + (0.05) (6.0 \times 10^{-8}) Q_i H_i \sum_{m=1}^s (F_{rm} HAP_{im})$$

where:

$EW_{ic}$  = Monthly wastewater stream emission rate if wastewater stream  $i$  were controlled by the reference control technology, megagrams per month.

$Q_i$  = Average flow rate for wastewater stream  $i$ , liters per minute.

$H_i$  = Number of hours during the month that wastewater stream  $i$  was generated, hours per month.

$F_{rm}$  = Fraction removed of organic HAP  $m$  in wastewater, from table 7 of this subpart, dimensionless.

$F_{em}$  = Fraction emitted of organic HAP  $m$  in wastewater from table 7 of this subpart, dimensionless.

$s$  = Total number of organic HAP's in wastewater stream  $i$ .

$HAP_{im}$  = Average concentration of organic HAP  $m$  in wastewater stream  $i$ , parts per million by weight.

(A)  $HAP_{im}$  shall be determined for the point of generation or at a location downstream of the point of generation. Wastewater samples shall be collected using the sampling procedures specified in Method 25D of 40 CFR part 60, appendix A. Where feasible, samples shall be taken from an enclosed pipe prior to the wastewater being exposed

to the atmosphere. When sampling from an enclosed pipe is not feasible, a minimum of three representative samples shall be collected in a manner to minimize exposure of the sample to the atmosphere and loss of organic HAP's prior to sampling. The samples collected may be analyzed by either of the following procedures:

(1) A test method or results from a test method that measures organic HAP concentrations in the wastewater, and that has been validated pursuant to section 5.1 or 5.3 of Method 301 of appendix A of this part may be used; or

(2) Method 305 of appendix A of this part may be used to determine  $C_{im}$ , the average volatile organic HAP concentration of organic HAP  $m$  in wastewater stream  $i$ , and then  $HAP_{im}$  may be calculated using the following equation:  $HAP_{im} = C_{im} / F_{mim}$ , where  $F_{mim}$  for organic HAP  $m$  is obtained from table 7 of this subpart.

(B) Values for  $Q_i$ ,  $HAP_{im}$ , and  $C_{im}$  shall be determined during a performance test conducted under representative conditions. The average value obtained

## Environmental Protection Agency

§ 63.652

from three test runs shall be used. The values of  $Q_i$ ,  $HAP_{im}$ , and  $C_{im}$  shall be established in the Notification of Compliance Status report and must be updated as provided in paragraph (h)(6)(i)(C) of this section.

(C) If there is a change to the process or operation such that the previously measured values of  $Q_i$ ,  $HAP_{im}$ , and  $C_{im}$  are no longer representative, a new performance test shall be conducted to determine new representative values of  $Q_i$ ,  $HAP_{im}$ , and  $C_{im}$ . These new values shall be used to calculate debits and credits from the time of the change forward, and the new values shall be reported in the next Periodic Report.

(iii) The following equations shall be used to calculate  $EWI_{iACTUAL}$  for each Group 1 wastewater stream  $i$  that is correctly suppressed and is treated to a level more stringent than the reference control technology.

(A) If the Group 1 wastewater stream  $i$  is controlled using a treatment process or series of treatment processes with an approved nominal reduction efficiency for an individually speciated HAP that is greater than that specified in table 7 of this subpart, and the vapor control device achieves a percentage of reduction equal to 95 percent, the following equation shall be used:

$$EWI_{iACTUAL} = (6.0 \times 10^{-8}) Q_i H_i \sum_{m=1}^S [Fe_m HAP_{im} (1 - PR_{im})] + 0.05 (6.0 \times 10^{-8}) Q_i H_i \sum_{m=1}^S [HAP_{im} PR_{im}]$$

Where:

$EWI_{iACTUAL}$  = Monthly wastewater stream emission rate if wastewater stream  $i$  is treated to a level more stringent than the reference control technology, megagrams per month.

$PR_{im}$  = The efficiency of the treatment process, or series of treatment processes, that treat wastewater stream  $i$  in reducing the emission potential of organic HAP  $m$  in wastewater, dimensionless, as calculated by:

$$PR_{im} = \frac{HAP_{im-in} - HAP_{im-out}}{HAP_{im-in}}$$

Where:

$HAP_{im-in}$  = Average concentration of organic HAP  $m$ , parts per million by weight, as defined and determined according to paragraph (h)(6)(ii)(A) of this section, in the

wastewater entering the first treatment process in the series.

$HAP_{im-out}$  = Average concentration of organic HAP  $m$ , parts per million by weight, as defined and determined according to paragraph (h)(6)(ii)(A) of this section, in the wastewater exiting the last treatment process in the series.

All other terms are as defined and determined in paragraph (h)(6)(ii) of this section.

(B) If the Group 1 wastewater stream  $i$  is not controlled using a treatment process or series of treatment processes with an approved nominal reduction efficiency for an individually speciated HAP that is greater than that specified in table 7 of this subpart, but the vapor control device has an approved nominal efficiency greater than 95 percent, the following equation shall be used:

$$EWI_{iACTUAL} = (6.0 \times 10^{-8}) Q_i H_i \sum_{m=1}^S [Fe_m HAP_{im} (1 - A_m)] + \left(1 - \frac{\text{Nominal efficiency \%}}{100}\right) (6.0 \times 10^{-8}) Q_i H_i \sum_{m=1}^S [HAP_{im} A_m]$$

Where:

Nominal efficiency = Approved reduction efficiency of the vapor control device, dimensionless, as determined according to the procedures in § 63.652(i).

$A_m$  = The efficiency of the treatment process, or series of treatment processes, that treat wastewater stream  $i$  in reducing the emis-

sion potential of organic HAP  $m$  in wastewater, dimensionless.

All other terms are as defined and determined in paragraphs (h)(6)(ii) and (h)(6)(iii)(A) of this section.

(1) If a steam stripper meeting the specifications in the definition of reference control technology for wastewater is used,  $A_m$  shall be equal to the value of  $Fr_m$  given in table 7 of this subpart.

(2) If an alternative control device is used, the percentage of reduction must be determined using the equation and methods specified in paragraph (h)(6)(iii)(A) of this section for determining  $PR_{im}$ . If the value of  $PR_{im}$  is greater than or equal to the value of  $Fr_m$  given in table 7 of this subpart, then  $A_m$  equals  $Fr_m$  unless a higher nominal efficiency has been approved. If a higher nominal efficiency has been approved for the treatment process, the owner or operator shall determine

$EWW1_{iACTUAL}$  according to paragraph (h)(6)(iii)(B) of this section rather than paragraph (h)(6)(iii)(A) of this section. If  $PR_{im}$  is less than the value of  $Fr_m$  given in table 7 of this subpart, emissions averaging shall not be used for this emission point.

(C) If the Group 1 wastewater stream  $i$  is controlled using a treatment process or series of treatment processes with an approved nominal reduction efficiency for an individually speciated hazardous air pollutant that is greater than that specified in table 7 of this subpart, and the vapor control device has an approved nominal efficiency greater than 95 percent, the following equation shall be used:

$$EWW1_{iACTUAL} = (6.0 \times 10^{-8}) Q_i H_i \sum_{m=1}^s [Fe_m HAP_{im} (1 - PR_{im})] + \left(1 - \frac{\text{Nominal efficiency \%}}{100}\right) (6.0 \times 10^{-8}) Q_i H_i \sum_{m=1}^s [HAP_{im} PR_{im}]$$

where all terms are as defined and determined in paragraphs (h)(6)(ii) and (h)(6)(iii)(A) of this section.

(iv) The following equation shall be used to calculate  $EWW2_{iBASE}$  for each

Group 2 wastewater stream  $i$  that on November 15, 1990 was not correctly suppressed or was correctly suppressed but not treated:

$$EWW2_{iBASE} = (6.0 \times 10^{-8}) Q_i H_i \sum_{m=1}^s Fe_m HAP_{im}$$

Where:

$EWW2_{iBASE}$  = Monthly wastewater stream emission rate if wastewater stream  $i$  is not correctly suppressed, megagrams per month.

$Q_i$ ,  $H_i$ ,  $s$ ,  $Fe_m$ , and  $HAP_{im}$  are as defined and determined according to paragraphs (h)(6)(ii) and (h)(6)(iii)(A) of this section.

(v) The following equation shall be used to calculate  $EWW2_{iBASE}$  for each

Group 2 wastewater stream  $i$  on November 15, 1990 was correctly suppressed.  $EWW2_{iBASE}$  shall be calculated as if the control methods being used on November 15, 1990 are in place and any control methods applied after November 15, 1990 are ignored. However, values for the parameters in the equation shall be representative of present production levels and stream properties.

$$EWW2_{iBASE} = (6.0 \times 10^{-8}) Q_i H_i \sum_{m=1}^s [Fe_m HAP_{im} (1 - PR_{im})] + \left(1 - \frac{R_i}{100\%}\right) (6.0 \times 10^{-8}) Q_i H_i \sum_{m=1}^s [HAP_{im} PR_{im}]$$

where  $R_i$  is calculated according to paragraph (h)(6)(vii) of this section and all other terms are as defined and determined

according to paragraphs (h)(6)(ii) and (h)(6)(iii)(A) of this section.

## Environmental Protection Agency

§ 63.652

(vi) For Group 2 wastewater streams that are correctly suppressed,  $EW\text{W}2_{i\text{ACTUAL}}$  shall be calculated according to the equation for  $EW\text{W}2_{i\text{BASE}}$  in paragraph (h)(6)(v) of this section.  $EW\text{W}2_{i\text{ACTUAL}}$  shall be calculated with all control methods in place accounted for.

(vii) The reduction efficiency,  $R_i$ , of the vapor control device shall be demonstrated according to the following procedures:

(A) Sampling sites shall be selected using Method 1 or 1A of 40 CFR part 60, appendix A, as appropriate.

(B) The mass flow rate of organic compounds entering and exiting the control device shall be determined as follows:

(1) The time period for the test shall not be less than 3 hours during which at least three runs are conducted.

(2) A run shall consist of a 1-hour period during the test. For each run:

(i) The volume exhausted shall be determined using Methods 2, 2A, 2C, or 2D of 40 CFR part 60 appendix A, as appropriate;

(ii) The organic concentration in the vent stream entering and exiting the control device shall be determined using Method 18 of 40 CFR part 60, appendix A. Alternatively, any other test method validated according to the procedures in Method 301 of appendix A of this part may be used.

(3) The mass flow rate of organic compounds entering and exiting the control device during each run shall be calculated as follows:

$$E_a = \frac{0.0416}{10^6 \times m} \left[ \sum_{p=1}^m V_{ap} \left( \sum_{i=1}^n C_{aip} MW_i \right) \right]$$

$$E_b = \frac{0.0416}{10^6 \times m} \left[ \sum_{p=1}^m V_{bp} \left( \sum_{i=1}^n C_{bip} MW_i \right) \right]$$

Where:

$E_a$  = Mass flow rate of organic compounds exiting the control device, kilograms per hour.

$E_b$  = Mass flow rate of organic compounds entering the control device, kilograms per hour.

$V_{ap}$  = Average volumetric flow rate of vent stream exiting the control device during

run p at standards conditions, cubic meters per hour.

$V_{bp}$  = Average volumetric flow rate of vent stream entering the control device during run p at standards conditions, cubic meters per hour.

p = Run.

m = Number of runs.

$C_{aip}$  = Concentration of organic compound i measured in the vent stream exiting the control device during run p as determined by Method 18 of 40 CFR part 60 appendix A, parts per million by volume on a dry basis.

$C_{bip}$  = Concentration of organic compound i measured in the vent stream entering the control device during run p as determined by Method 18 of 40 CFR part 60, appendix A, parts per million by volume on a dry basis.

$MW_i$  = Molecular weight of organic compound i in the vent stream, kilograms per kilogram-mole.

n = Number of organic compounds in the vent stream.

0.0416 = Conversion factor for molar volume, kilograms-mole per cubic meter at 293 kelvin and 760 millimeters mercury absolute.

(C) The organic reduction efficiency for the control device shall be calculated as follows:

$$R = \frac{E_b - E_a}{E_b} \times 100$$

Where:

R = Total organic reduction efficiency for the control device, percentage.

$E_b$  = Mass flow rate of organic compounds entering the control device, kilograms per hour.

$E_a$  = Mass flow rate of organic compounds exiting the control device, kilograms per hour.

(i) The following procedures shall be followed to establish nominal efficiencies. The procedures in paragraphs (i)(1) through (i)(6) of this section shall be followed for control technologies that are different in use or design from the reference control technologies and achieve greater percentages of reduction than the percentages of efficiency assigned to the reference control technologies in § 63.641.

(1) In those cases where the owner or operator is seeking permission to take credit for use of a control technology that is different in use or design from the reference control technology, and the different control technology will be used in more than three applications at

a single plant site, the owner or operator shall submit the information specified in paragraphs (i)(1)(i) through (i)(1)(iv) of this section to the Administrator in writing:

(i) Emission stream characteristics of each emission point to which the control technology is or will be applied including the kind of emission point, flow, organic HAP concentration, and all other stream characteristics necessary to design the control technology or determine its performance;

(ii) Description of the control technology including design specifications;

(iii) Documentation demonstrating to the Administrator's satisfaction the control efficiency of the control technology. This may include performance test data collected using an appropriate EPA method or any other method validated according to Method 301 of appendix A of this part. If it is infeasible to obtain test data, documentation may include a design evaluation and calculations. The engineering basis of the calculation procedures and all inputs and assumptions made in the calculations shall be documented; and

(iv) A description of the parameter or parameters to be monitored to ensure that the control technology will be operated in conformance with its design and an explanation of the criteria used for selection of that parameter (or parameters).

(2) The Administrator shall determine within 120 calendar days whether an application presents sufficient information to determine nominal efficiency. The Administrator reserves the right to request specific data in addition to the items listed in paragraph (i)(1) of this section.

(3) The Administrator shall determine within 120 calendar days of the submittal of sufficient data whether a control technology shall have a nominal efficiency and the level of that nominal efficiency. If, in the Administrator's judgment, the control technology achieves a level of emission reduction greater than the reference control technology for a particular kind of emission point, the Administrator will publish a FEDERAL REGISTER notice establishing a nominal efficiency for the control technology.

(4) The Administrator may grant conditional permission to take emission credits for use of the control technology on requirements that may be necessary to ensure operation and maintenance to achieve the specified nominal efficiency.

(5) In those cases where the owner or operator is seeking permission to take credit for use of a control technology that is different in use or design from the reference control technology and the different control technology will be used in no more than three applications at a single plant site, the information listed in paragraphs (i)(1)(i) through (i)(1)(iv) of this section can be submitted to the permitting authority for the source for approval instead of the Administrator.

(i) In these instances, use and conditions for use of the control technology can be approved by the permitting authority. The permitting authority shall follow the procedures specified in paragraphs (i)(2) through (i)(4) of this section except that, in these instances, a FEDERAL REGISTER notice is not required to establish the nominal efficiency for the different technology.

(ii) If, in reviewing the submittal, the permitting authority believes the control technology has broad applicability for use by other sources, the permitting authority shall submit the information provided in the application to the Director of the EPA Office of Air Quality Planning and Standards. The Administrator shall review the technology for broad applicability and may publish a FEDERAL REGISTER notice; however, this review shall not affect the permitting authority's approval of the nominal efficiency of the control technology for the specific application.

(6) If, in reviewing an application for a control technology for an emission point, the Administrator or permitting authority determines the control technology is not different in use or design from the reference control technology, the Administrator or permitting authority shall deny the application.

(j) The following procedures shall be used for calculating the efficiency (percentage of reduction) of pollution prevention measures:

(1) A pollution prevention measure is any practice that meets the criteria of



paragraphs (j)(1)(i) and (j)(1)(ii) of this section.

(i) A pollution prevention measure is any practice that results in a lesser quantity of organic HAP emissions per unit of product released to the atmosphere prior to out-of-process recycling, treatment, or control of emissions while the same product is produced.

(ii) Pollution prevention measures may include: Substitution of feedstocks that reduce HAP emissions, alterations to the production process to reduce the volume of materials released to the environment, equipment modifications; housekeeping measures, and in-process recycling that returns waste materials directly to production as raw materials. Production cutbacks do not qualify as pollution prevention.

(2) The emission reduction efficiency of pollution prevention measures implemented after November 15, 1990 can

be used in calculating the actual emissions from an emission point in the debit and credit equations in paragraphs (g) and (h) of this section.

(i) For pollution prevention measures, the percentage of reduction used in the equations in paragraphs (g)(2) and (g)(3) of this section and paragraphs (h)(2) through (h)(4) of this section is the difference in percentage between the monthly organic HAP emissions for each emission point after the pollution prevention measure for the most recent month versus monthly emissions from the same emission point before the pollution prevention measure, adjusted by the volume of product produced during the two monthly periods.

(ii) The following equation shall be used to calculate the percentage of reduction of a pollution prevention measure for each emission point.

$$\text{Percent reduction} = \frac{E_B \frac{(E_{pp} \times P_B)}{P_{pp}}}{E_B} \times 100\%$$

Where:

Percent reduction=Efficiency of pollution prevention measure (percentage of organic HAP reduction).

$E_B$ =Monthly emissions before the pollution prevention measure, megagrams per month, determined as specified in paragraphs (j)(2)(ii)(A), (j)(2)(ii)(B), and (j)(2)(ii)(C) of this section.

$E_{pp}$ =Monthly emissions after the pollution prevention measure, megagrams per month, as determined for the most recent month, determined as specified in paragraphs (j)(2)(ii)(D) or (j)(2)(ii)(E) of this section.

$P_B$ =Monthly production before the pollution prevention measure, megagrams per

month, during the same period over which  $E_B$  is calculated.

$P_{pp}$ =Monthly production after the pollution prevention measure, megagrams per month, as determined for the most recent month.

(A) The monthly emissions before the pollution prevention measure,  $E_B$ , shall be determined in a manner consistent with the equations and procedures in paragraphs (g)(2), (g)(3), (g)(4), and (g)(5) of this section for miscellaneous process vents, storage vessels, gasoline loading racks, and marine tank vessels.

(B) For wastewater,  $E_B$  shall be calculated as follows:

$$E_B = \sum_{i=1}^n \left[ (6.0 \times 10^{-8}) Q_{Bi} H_{Bi} \sum_{m=1}^s Fe_m \text{HAP}_{Bim} \right]$$

where:

$n$ =Number of wastewater streams.

$Q_{Bi}$ =Average flow rate for wastewater stream  $i$  before the pollution prevention measure, liters per minute.

$H_{Bi}$ =Number of hours per month that wastewater stream  $i$  was discharged before the pollution prevention measure, hours per month.

$s$ =Total number of organic HAP's in wastewater stream  $i$ .

$Fe_m$ =Fraction emitted of organic HAP  $m$  in wastewater from table 7 of this subpart, dimensionless.

$HAP_{Bim}$ =Average concentration of organic HAP  $m$  in wastewater stream  $i$ , defined and determined according to paragraph (h)(6)(ii)(A)(2) of this section, before the pollution prevention measure, parts per million by weight, as measured before the implementation of the pollution measure.

(C) If the pollution prevention measure was implemented prior to July 14, 1994, records may be used to determine  $E_B$ .

(D) The monthly emissions after the pollution prevention measure,  $E_{pp}$ , may be determined during a performance test or by a design evaluation and documented engineering calculations. Once an emissions-to-production ratio has been established, the ratio can be used to estimate monthly emissions from monthly production records.

(E) For wastewater,  $E_{pp}$  shall be calculated using the following equation:

$$E_{pp} = \sum_{i=1}^n \left[ \left( 6.0 \times 10^{-8} \right) Q_{ppi} H_{ppi} \sum_{m=1}^s Fe_m HAP_{ppim} \right]$$

where  $n$ ,  $Q$ ,  $H$ ,  $s$ ,  $Fe_m$ , and  $HAP$  are defined and determined as described in paragraph (j)(2)(ii)(B) of this section except that  $Q_{ppi}$ ,  $H_{ppi}$ , and  $HAP_{ppim}$  shall be determined after the pollution prevention measure has been implemented.

(iii) All equations, calculations, test procedures, test results, and other information used to determine the percentage of reduction achieved by a pollution prevention measure for each emission point shall be fully documented.

(iv) The same pollution prevention measure may reduce emissions from multiple emission points. In such cases, the percentage of reduction in emissions for each emission point must be calculated.

(v) For the purposes of the equations in paragraphs (h)(2) through (h)(6) of this section used to calculate credits for emission points controlled more stringently than the reference control technology, the nominal efficiency of a pollution prevention measure is equivalent to the percentage of reduction of the pollution prevention measure. When a pollution prevention measure is used, the owner or operator of a source is not required to apply to the Administrator for a nominal efficiency and is not subject to paragraph (i) of this section.

(k) The owner or operator shall demonstrate that the emissions from the emission points proposed to be included in the average will not result in greater hazard or, at the option of the State or local permitting authority, greater risk to human health or the environment than if the emission points were controlled according to the provisions in §§ 63.643 through 63.647, and §§ 63.650 and 63.651.

(1) This demonstration of hazard or risk equivalency shall be made to the satisfaction of the State or local permitting authority.

(i) The State or local permitting authority may require owners and operators to use specific methodologies and procedures for making a hazard or risk determination.

(ii) The demonstration and approval of hazard or risk equivalency may be made according to any guidance that the EPA makes available for use.

(2) Owners and operators shall provide documentation demonstrating the hazard or risk equivalency of their proposed emissions average in their Implementation Plan.

(3) An emissions averaging plan that does not demonstrate an equivalent or lower hazard or risk to the satisfaction of the State or local permitting authority shall not be approved. The

State or local permitting authority may require such adjustments to the emissions averaging plan as are necessary in order to ensure that the average will not result in greater hazard or risk to human health or the environment than would result if the emission points were controlled according to §§ 63.643 through 63.647, and §§ 63.650 and 63.651.

(4) A hazard or risk equivalency demonstration shall:

(i) Be a quantitative, bona fide chemical hazard or risk assessment;

(ii) Account for differences in chemical hazard or risk to human health or the environment; and

(iii) Meet any requirements set by the State or local permitting authority for such demonstrations.

(1) For periods of excess emissions, an owner or operator may request that the provisions of paragraphs (1)(1) through (1)(4) of this section be followed instead of the procedures in paragraphs (f)(3)(i) and (f)(3)(ii) of this section.

(1) The owner or operator shall notify the Administrator of excess emissions in the Periodic Reports as required in § 63.654(g)(6).

(2) The owner or operator shall demonstrate that other types of monitoring data or engineering calculations are appropriate to establish that the control device for the emission point was operating in such a fashion to warrant assigning full or partial credits and debits. This demonstration shall be made to the Administrator's satisfaction, and the Administrator may establish procedures for demonstrating compliance that are acceptable.

(3) The owner or operator shall provide documentation of the period of excess emissions and the other type of monitoring data or engineering calculations to be used to demonstrate that the control device for the emission point was operating in such a fashion to warrant assigning full or partial credits and debits.

(4) The Administrator may assign full or partial credit and debits upon review of the information provided.

[60 FR 43260, Aug. 18, 1995; 60 FR 49976, Sept. 27, 1995; 61 FR 7051, Feb. 23, 1996, as amended at 61 FR 29881, June 12, 1996; 61 FR 33799, June 28, 1996]

**§ 63.653 Monitoring, recordkeeping, and implementation plan for emissions averaging.**

(a) For each emission point included in an emissions average, the owner or operator shall perform testing, monitoring, recordkeeping, and reporting equivalent to that required for Group 1 emission points complying with §§ 63.643 through 63.647, and §§ 63.650 and 63.651. The specific requirements for miscellaneous process vents, storage vessels, wastewater, gasoline loading racks, and marine tank vessels are identified in paragraphs (a)(1) through (a)(7) of this section.

(1) The source shall implement the following testing, monitoring, recordkeeping, and reporting procedures for each miscellaneous process vent equipped with a flare, incinerator, boiler, or process heater:

(i) Conduct initial performance tests to determine the percentage of reduction as specified in § 63.645 of this subpart and § 63.116 of subpart G; and

(ii) Monitor the operating parameters specified in § 63.644, as appropriate for the specific control device.

(2) The source shall implement the following procedures for each miscellaneous process vent, equipped with a carbon adsorber, absorber, or condenser but not equipped with a control device:

(i) Determine the flow rate and organic HAP concentration using the methods specified in § 63.115 (a)(1) and (a)(2), § 63.115 (b)(1) and (b)(2), and § 63.115(c)(3) of subpart G; and

(ii) Monitor the operating parameters specified in § 63.114 of subpart G, as appropriate for the specific recovery device.

(3) The source shall implement the following procedures for each storage vessel controlled with an internal floating roof, external roof, or a closed vent system with a control device, as appropriate to the control technique:

(i) Perform the monitoring or inspection procedures in § 63.646 of this subpart and § 63.120 of subpart G; and

(ii) For closed vent systems with control devices, conduct an initial design evaluation as specified in § 63.646 of this subpart and § 63.120(d) of subpart G.

(4) For each gasoline loading rack that is controlled, perform the testing and monitoring procedures specified in

### § 63.653

### 40 CFR Ch. I (7–1–07 Edition)

§§ 63.425 and 63.427 of subpart R of this part except § 63.425(d) or § 63.427(c).

(5) For each marine tank vessel that is controlled, perform the compliance, monitoring, and performance testing, procedures specified in §§ 63.563, 63.564, and 63.565 of subpart Y of this part.

(6) The source shall implement the following procedures for wastewater emission points, as appropriate to the control techniques:

(i) For wastewater treatment processes, conduct tests as specified in § 61.355 of subpart FF of part 60;

(ii) Conduct inspections and monitoring as specified in §§ 61.343 through 61.349 and § 61.354 of 40 CFR part 61, subpart FF.

(7) If an emission point in an emissions average is controlled using a pollution prevention measure or a device or technique for which no monitoring parameters or inspection procedures are specified in §§ 63.643 through 63.647 and §§ 63.650 and 63.651, the owner or operator shall establish a site-specific monitoring parameter and shall submit the information specified in § 63.654(h)(4) in the Implementation Plan.

(b) Records of all information required to calculate emission debits and credits and records required by § 63.654 shall be retained for 5 years.

(c) Notifications of Compliance Status report, Periodic Reports, and other reports shall be submitted as required by § 63.654.

(d) Each owner or operator of an existing source who elects to comply with § 63.654 (g) and (h) by using emissions averaging for any emission points shall submit an Implementation Plan.

(1) The Implementation Plan shall be submitted to the Administrator and approved prior to implementing emissions averaging. This information may be submitted in an operating permit application, in an amendment to an operating permit application, in a separate submittal, in a Notification of Compliance Status Report, in a Periodic Report or in any combination of these documents. If an owner or operator submits the information specified in paragraph (d)(2) of this section at different times, and/or in different submittals, later submittals may refer to earlier submittals instead of dupli-

cating the previously submitted information.

(2) The Implementation Plan shall include the information specified in paragraphs (d)(2)(i) through (d)(2)(ix) of this section for all points included in the average.

(i) The identification of all emission points in the planned emissions average and notation of whether each emission point is a Group 1 or Group 2 emission point as defined in § 63.641.

(ii) The projected annual emission debits and credits for each emission point and the sum for the emission points involved in the average calculated according to § 63.652. The annual projected credits must be greater than the projected debits, as required under § 63.652(e)(3).

(iii) The specific control technology or pollution prevention measure that will be used for each emission point included in the average and date of application or expected date of application.

(iv) The specific identification of each emission point affected by a pollution prevention measure. To be considered a pollution prevention measure, the criteria in § 63.652(j)(1) must be met. If the same pollution prevention measure reduces or eliminates emissions from multiple emission points in the average, the owner or operator must identify each of these emission points.

(v) A statement that the compliance demonstration, monitoring, inspection, recordkeeping, and reporting provisions in paragraphs (a), (b), and (c) of this section that are applicable to each emission point in the emissions average will be implemented beginning on the date of compliance.

(vi) Documentation of the information listed in paragraphs (d)(2)(vi)(A) through (d)(2)(vi)(D) of this section for each emission point included in the average.

(A) The values of the parameters used to determine whether each emission point in the emissions average is Group 1 or Group 2.

(B) The estimated values of all parameters needed for input to the emission debit and credit calculations in § 63.652 (g) and (h). These parameter values or, as appropriate, limited ranges for the parameter values, shall

## Environmental Protection Agency

## § 63.654

be specified in the source's Implementation Plan as enforceable operating conditions. Changes to these parameters must be reported in the next Periodic Report.

(C) The estimated percentage of reduction if a control technology achieving a lower percentage of reduction than the efficiency of the reference control technology, as defined in § 63.641, is or will be applied to the emission point.

(D) The anticipated nominal efficiency if a control technology achieving a greater percentage emission reduction than the efficiency of the reference control technology is or will be applied to the emission point. The procedures in § 63.652(i) shall be followed to apply for a nominal efficiency.

(vii) The information specified in § 63.654(h)(4) for:

(A) Each miscellaneous process vent controlled by a pollution prevention measure or control technique for which monitoring parameters or inspection procedures are not specified in paragraphs (a)(1) or (a)(2) of this section; and

(B) Each storage vessel controlled by a pollution prevention measure or a control technique other than an internal or external floating roof or a closed vent system with a control device.

(viii) Documentation of the information listed in paragraphs (d)(2)(viii)(A) through (d)(2)(viii)(G) of this section for each process wastewater stream included in the average.

(A) The information used to determine whether the wastewater stream is a Group 1 or Group 2 wastewater stream.

(B) The estimated values of all parameters needed for input to the wastewater emission credit and debit calculations in § 63.652(h)(6).

(C) The estimated percentage of reduction if the wastewater stream is or will be controlled using a treatment process or series of treatment processes that achieves an emission reduction less than or equal to the emission reduction specified in table 7 of this subpart.

(D) The estimated percentage of reduction if a control technology achieving less than or equal to 95 percent emission reduction is or will be applied

to the vapor stream(s) vented and collected from the treatment processes.

(E) The estimated percentage of reduction if a pollution prevention measure is or will be applied.

(F) The anticipated nominal efficiency if the owner or operator plans to apply for a nominal efficiency under § 63.652(i). A nominal efficiency shall be applied for if:

(1) A control technology is or will be applied to the wastewater stream and achieves an emission reduction greater than the emission reduction specified in table 7 of this subpart; or

(2) A control technology achieving greater than 95 percent emission reduction is or will be applied to the vapor stream(s) vented and collected from the treatment processes.

(G) For each pollution prevention measure, treatment process, or control device used to reduce air emissions of organic HAP's from wastewater and for which no monitoring parameters or inspection procedures are specified in § 63.647, the information specified in § 63.654(h)(4) shall be included in the Implementation Plan.

(ix) Documentation required in § 63.652(k) demonstrating the hazard or risk equivalency of the proposed emissions average.

(3) The Administrator shall determine within 120 calendar days whether the Implementation Plan submitted presents sufficient information. The Administrator shall either approve the Implementation Plan, request changes, or request that the owner or operator submit additional information. Once the Administrator receives sufficient information, the Administrator shall approve, disapprove, or request changes to the plan within 120 calendar days.

[60 FR 43260, Aug. 18, 1995, as amended at 61 FR 29881, June 12, 1996; 63 FR 31361, June 9, 1998]

### § 63.654 Reporting and recordkeeping requirements.

(a) Each owner or operator subject to the wastewater provisions in § 63.647 shall comply with the recordkeeping and reporting provisions in §§ 61.356 and 61.357 of 40 CFR part 61, subpart FF unless they are complying with the wastewater provisions specified in paragraph (o)(2)(ii) of § 63.640. There are

no additional reporting and recordkeeping requirements for wastewater under this subpart unless a wastewater stream is included in an emissions average. Recordkeeping and reporting for emissions averages are specified in § 63.653 and in paragraphs (f)(5) and (g)(8) of this section.

(b) Each owner or operator subject to the gasoline loading rack provisions in § 63.650 shall comply with the recordkeeping and reporting provisions in § 63.428 (b) and (c), (g)(1), and (h)(1) through (h)(3) of subpart R of this part. These requirements are summarized in table 4 of this subpart. There are no additional reporting and recordkeeping requirements for gasoline loading racks under this subpart unless a loading rack is included in an emissions average. Recordkeeping and reporting for emissions averages are specified in § 63.653 and in paragraphs (f)(5) and (g)(8) of this section.

(c) Each owner or operator subject to the marine tank vessel loading operation standards in § 63.651 shall comply with the recordkeeping and reporting provisions in §§ 63.566 and 63.567(a) and § 63.567 (c) through (i) of subpart Y of this part. These requirements are summarized in table 5 of this subpart. There are no additional reporting and recordkeeping requirements for marine tank vessel loading operations under this subpart unless marine tank vessel loading operations are included in an emissions average. Recordkeeping and reporting for emissions averages are specified in § 63.653 and in paragraphs (f)(5) and (g)(8) of this section.

(d) Each owner or operator subject to the equipment leaks standards in § 63.648 shall comply with the recordkeeping and reporting provisions in paragraphs (d)(1) through (d)(6) of this section.

(1) Sections 60.486 and 60.487 of subpart VV of part 60 except as specified in paragraph (d)(1)(i) of this section; or §§ 63.181 and 63.182 of subpart H of this part except for §§ 63.182(b), (c)(2), and (c)(4).

(i) The signature of the owner or operator (or designate) whose decision it was that a repair could not be effected without a process shutdown is not required to be recorded. Instead, the name of the person whose decision it

was that a repair could not be effected without a process shutdown shall be recorded and retained for 2 years.

(ii) [Reserved]

(2) The Notification of Compliance Status report required by § 63.182(c) of subpart H and the initial semiannual report required by § 60.487(b) of 40 CFR part 60, subpart VV shall be submitted within 150 days of the compliance date specified in § 63.640(h); the requirements of subpart H of this part are summarized in table 3 of this subpart.

(3) An owner or operator who determines that a compressor qualifies for the hydrogen service exemption in § 63.648 shall also keep a record of the demonstration required by § 63.648.

(4) An owner or operator must keep a list of identification numbers for valves that are designated as leakless per § 63.648(c)(10).

(5) An owner or operator must identify, either by list or location (area or refining process unit), equipment in organic HAP service less than 300 hours per year within refining process units subject to this subpart.

(6) An owner or operator must keep a list of reciprocating pumps and compressors determined to be exempt from seal requirements as per §§ 63.648 (f) and (i).

(e) Each owner or operator of a source subject to this subpart shall submit the reports listed in paragraphs (e)(1) through (e)(3) of this section except as provided in paragraph (h)(5) of this section, and shall keep records as described in paragraph (i) of this section.

(1) A Notification of Compliance Status report as described in paragraph (f) of this section;

(2) Periodic Reports as described in paragraph (g) of this section; and

(3) Other reports as described in paragraph (h) of this section.

(f) Each owner or operator of a source subject to this subpart shall submit a Notification of Compliance Status report within 150 days after the compliance dates specified in § 63.640(h) with the exception of Notification of Compliance Status reports submitted to comply with § 63.640(1)(3) and for storage vessels subject to the compliance schedule specified in § 63.640(h)(4). Notification of Compliance Status reports

required by § 63.640(l)(3) and for storage vessels subject to the compliance dates specified in § 63.640(h)(4) shall be submitted according to paragraph (f)(6) of this section. This information may be submitted in an operating permit application, in an amendment to an operating permit application, in a separate submittal, or in any combination of the three. If the required information has been submitted before the date 150 days after the compliance date specified in § 63.640(h), a separate Notification of Compliance Status report is not required within 150 days after the compliance dates specified in § 63.640(h). If an owner or operator submits the information specified in paragraphs (f)(1) through (f)(5) of this section at different times, and/or in different submittals, later submittals may refer to earlier submittals instead of duplicating and resubmitting the previously submitted information. Each owner or operator of a gasoline loading rack classified under Standard Industrial Classification Code 2911 located within a contiguous area and under common control with a petroleum refinery subject to the standards of this subpart shall submit the Notification of Compliance Status report required by subpart R of this part within 150 days after the compliance dates specified in § 63.640(h) of this subpart.

(1) The Notification of Compliance Status report shall include the information specified in paragraphs (f)(1)(i) through (f)(1)(v) of this section.

(i) For storage vessels, this report shall include the information specified in paragraphs (f)(1)(i)(A) through (f)(1)(i)(D) of this section.

(A) Identification of each storage vessel subject to this subpart, and for each Group 1 storage vessel subject to this subpart, the information specified in paragraphs (f)(1)(i)(A)(1) through (f)(1)(i)(A)(3) of this section. This information is to be revised each time a Notification of Compliance Status report is submitted for a storage vessel subject to the compliance schedule specified in § 63.640(h)(4) or to comply with § 63.640(l)(3).

(1) For each Group 1 storage vessel complying with § 63.646 that is not included in an emissions average, the method of compliance (i.e., internal

floating roof, external floating roof, or closed vent system and control device).

(2) For storage vessels subject to the compliance schedule specified in § 63.640(h)(4) that are not complying with § 63.646, the anticipated compliance date.

(3) For storage vessels subject to the compliance schedule specified in § 63.640(h)(4) that are complying with § 63.646 and the Group 1 storage vessels described in § 63.640(l), the actual compliance date.

(B) If a closed vent system and a control device other than a flare is used to comply with § 63.646 the owner or operator shall submit:

(1) A description of the parameter or parameters to be monitored to ensure that the control device is being properly operated and maintained, an explanation of the criteria used for selection of that parameter (or parameters), and the frequency with which monitoring will be performed; and either

(2) The design evaluation documentation specified in § 63.120(d)(1)(i) of subpart G, if the owner or operator elects to prepare a design evaluation; or

(3) If the owner or operator elects to submit the results of a performance test, identification of the storage vessel and control device for which the performance test will be submitted, and identification of the emission point(s) that share the control device with the storage vessel and for which the performance test will be conducted.

(C) If a closed vent system and control device other than a flare is used, the owner or operator shall submit:

(1) The operating range for each monitoring parameter. The specified operating range shall represent the conditions for which the control device is being properly operated and maintained.

(2) If a performance test is conducted instead of a design evaluation, results of the performance test demonstrating that the control device achieves greater than or equal to the required control efficiency. A performance test conducted prior to the compliance date of this subpart can be used to comply with this requirement, provided that the test was conducted using EPA methods and that the test conditions

are representative of current operating practices.

(D) If a closed vent system and a flare is used, the owner or operator shall submit:

(1) Flare design (e.g., steam-assisted, air-assisted, or nonassisted);

(2) All visible emission readings, heat content determinations, flow rate measurements, and exit velocity determinations made during the compliance determination required by § 63.120(e) of subpart G of this part; and

(3) All periods during the compliance determination when the pilot flame is absent.

(ii) For miscellaneous process vents, identification of each miscellaneous process vent subject to this subpart, whether the process vent is Group 1 or Group 2, and the method of compliance for each Group 1 miscellaneous process vent that is not included in an emissions average (e.g., use of a flare or other control device meeting the requirements of § 63.643(a)).

(iii) For miscellaneous process vents controlled by control devices required to be tested under § 63.645 of this subpart and § 63.116(c) of subpart G of this part, performance test results including the information in paragraphs (f)(1)(iii)(A) and (B) of this section. Results of a performance test conducted prior to the compliance date of this subpart can be used provided that the test was conducted using the methods specified in § 63.645 and that the test conditions are representative of current operating conditions.

(A) The percentage of reduction of organic HAP's or TOC, or the outlet concentration of organic HAP's or TOC (parts per million by volume on a dry basis corrected to 3 percent oxygen), determined as specified in § 63.116(c) of subpart G of this part; and

(B) The value of the monitored parameters specified in table 10 of this subpart, or a site-specific parameter approved by the permitting authority, averaged over the full period of the performance test,

(iv) For miscellaneous process vents controlled by flares, performance test results including the information in paragraphs (f)(1)(iv)(A) and (B) of this section;

(A) All visible emission readings, heat content determinations, flow rate measurements, and exit velocity determinations made during the compliance determination required by § 63.645 of this subpart and § 63.116(a) of subpart G of this part, and

(B) A statement of whether a flame was present at the pilot light over the full period of the compliance determination.

(v) For equipment leaks complying with § 63.648(c) (i.e., complying with the requirements of subpart H of this part), the Notification of Compliance Report Status report information required by § 63.182(c) of subpart H and whether the percentage of leaking valves will be reported on a process unit basis or a sourcewide basis.

(2) If initial performance tests are required by §§ 63.643 through 63.653 of this subpart, the Notification of Compliance Status report shall include one complete test report for each test method used for a particular source.

(i) For additional tests performed using the same method, the results specified in paragraph (f)(1) of this section shall be submitted, but a complete test report is not required.

(ii) A complete test report shall include a sampling site description, description of sampling and analysis procedures and any modifications to standard procedures, quality assurance procedures, record of operating conditions during the test, record of preparation of standards, record of calibrations, raw data sheets for field sampling, raw data sheets for field and laboratory analyses, documentation of calculations, and any other information required by the test method.

(iii) Performance tests are required only if specified by §§ 63.643 through 63.653 of this subpart. Initial performance tests are required for some kinds of emission points and controls. Periodic testing of the same emission point is not required.

(3) For each monitored parameter for which a range is required to be established under § 63.120(d) of subpart G of this part for storage vessels or § 63.644 for miscellaneous process vents, the Notification of Compliance Status report shall include the information in



paragraphs (f)(3)(i) through (f)(3)(iii) of this section.

(i) The specific range of the monitored parameter(s) for each emission point;

(ii) The rationale for the specific range for each parameter for each emission point, including any data and calculations used to develop the range and a description of why the range ensures compliance with the emission standard.

(A) If a performance test is required by this subpart for a control device, the range shall be based on the parameter values measured during the performance test supplemented by engineering assessments and manufacturer's recommendations. Performance testing is not required to be conducted over the entire range of permitted parameter values.

(B) If a performance test is not required by this subpart for a control device, the range may be based solely on engineering assessments and manufacturers' recommendations.

(iii) A definition of the source's operating day for purposes of determining daily average values of monitored parameters. The definition shall specify the times at which an operating day begins and ends.

(4) Results of any continuous monitoring system performance evaluations shall be included in the Notification of Compliance Status report.

(5) For emission points included in an emissions average, the Notification of Compliance Status report shall include the values of the parameters needed for input to the emission credit and debit equations in § 63.652(g) and (h), calculated or measured according to the procedures in § 63.652(g) and (h), and the resulting credits and debits for the first quarter of the year. The first quarter begins on the compliance date specified in § 63.640.

(6) Notification of Compliance Status reports required by § 63.640(l)(3) and for storage vessels subject to the compliance dates specified in § 63.640(h)(4) shall be submitted no later than 60 days after the end of the 6-month period during which the change or addition was made that resulted in the Group 1 emission point or the existing Group 1 storage vessel was brought

into compliance, and may be combined with the periodic report. Six-month periods shall be the same 6-month periods specified in paragraph (g) of this section. The Notification of Compliance Status report shall include the information specified in paragraphs (f)(1) through (f)(5) of this section. This information may be submitted in an operating permit application, in an amendment to an operating permit application, in a separate submittal, as part of the periodic report, or in any combination of these four. If the required information has been submitted before the date 60 days after the end of the 6-month period in which the addition of the Group 1 emission point took place, a separate Notification of Compliance Status report is not required within 60 days after the end of the 6-month period. If an owner or operator submits the information specified in paragraphs (f)(1) through (f)(5) of this section at different times, and/or in different submittals, later submittals may refer to earlier submittals instead of duplicating and resubmitting the previously submitted information.

(g) The owner or operator of a source subject to this subpart shall submit Periodic Reports no later than 60 days after the end of each 6-month period when any of the compliance exceptions specified in paragraphs (g)(1) through (g)(6) of this section occur. The first 6-month period shall begin on the date the Notification of Compliance Status report is required to be submitted. A Periodic Report is not required if none of the compliance exceptions specified in paragraphs (g)(1) through (g)(6) of this section occurred during the 6-month period unless emissions averaging is utilized. Quarterly reports must be submitted for emission points included in emissions averages, as provided in paragraph (g)(8) of this section. An owner or operator may submit reports required by other regulations in place of or as part of the Periodic Report required by this paragraph if the reports contain the information required by paragraphs (g)(1) through (g)(8) of this section.

(1) For storage vessels, Periodic Reports shall include the information

specified for Periodic Reports in paragraph (g)(2) through (g)(5) of this section except that information related to gaskets, slotted membranes, and sleeve seals is not required for storage vessels that are part of an existing source.

(2) An owner or operator who elects to comply with § 63.646 by using a fixed roof and an internal floating roof or by using an external floating roof converted to an internal floating roof shall submit the results of each inspection conducted in accordance with § 63.120(a) of subpart G of this part in which a failure is detected in the control equipment.

(i) For vessels for which annual inspections are required under § 63.120(a)(2)(i) or (a)(3)(ii) of subpart G of this part, the specifications and requirements listed in paragraphs (g)(2)(i)(A) through (g)(2)(i)(C) of this section apply.

(A) A failure is defined as any time in which the internal floating roof is not resting on the surface of the liquid inside the storage vessel and is not resting on the leg supports; or there is liquid on the floating roof; or the seal is detached from the internal floating roof; or there are holes, tears, or other openings in the seal or seal fabric; or there are visible gaps between the seal and the wall of the storage vessel.

(B) Except as provided in paragraph (g)(2)(i)(C) of this section, each Periodic Report shall include the date of the inspection, identification of each storage vessel in which a failure was detected, and a description of the failure. The Periodic Report shall also describe the nature of and date the repair was made or the date the storage vessel was emptied.

(C) If an extension is utilized in accordance with § 63.120(a)(4) of subpart G of this part, the owner or operator shall, in the next Periodic Report, identify the vessel; include the documentation specified in § 63.120(a)(4) of subpart G of this part; and describe the date the storage vessel was emptied and the nature of and date the repair was made.

(ii) For vessels for which inspections are required under § 63.120(a)(2)(ii), (a)(3)(i), or (a)(3)(iii) of subpart G of this part (i.e., internal inspections), the specifications and requirements

listed in paragraphs (g)(2)(ii)(A) and (g)(2)(ii)(B) of this section apply.

(A) A failure is defined as any time in which the internal floating roof has defects; or the primary seal has holes, tears, or other openings in the seal or the seal fabric; or the secondary seal (if one has been installed) has holes, tears, or other openings in the seal or the seal fabric; or, for a storage vessel that is part of a new source, the gaskets no longer close off the liquid surface from the atmosphere; or, for a storage vessel that is part of a new source, the slotted membrane has more than a 10 percent open area.

(B) Each Periodic Report shall include the date of the inspection, identification of each storage vessel in which a failure was detected, and a description of the failure. The Periodic Report shall also describe the nature of and date the repair was made.

(3) An owner or operator who elects to comply with § 63.646 by using an external floating roof shall meet the periodic reporting requirements specified in paragraphs (g)(3)(i) through (g)(3)(iii) of this section.

(i) The owner or operator shall submit, as part of the Periodic Report, documentation of the results of each seal gap measurement made in accordance with § 63.120(b) of subpart G of this part in which the seal and seal gap requirements of § 63.120(b)(3), (b)(4), (b)(5), or (b)(6) of subpart G of this part are not met. This documentation shall include the information specified in paragraphs (g)(3)(i)(A) through (g)(3)(i)(D) of this section.

(A) The date of the seal gap measurement.

(B) The raw data obtained in the seal gap measurement and the calculations described in § 63.120(b)(3) and (b)(4) of subpart G of this part.

(C) A description of any seal condition specified in § 63.120(b)(5) or (b)(6) of subpart G of this part that is not met.

(D) A description of the nature of and date the repair was made, or the date the storage vessel was emptied.

(ii) If an extension is utilized in accordance with § 63.120(b)(7)(ii) or (b)(8) of subpart G of this part, the owner or operator shall, in the next Periodic Report, identify the vessel; include the documentation specified in

§ 63.120(b)(7)(ii) or (b)(8) of subpart G of this part, as applicable; and describe the date the vessel was emptied and the nature of and date the repair was made.

(iii) The owner or operator shall submit, as part of the Periodic Report, documentation of any failures that are identified during visual inspections required by § 63.120(b)(10) of subpart G of this part. This documentation shall meet the specifications and requirements in paragraphs (g)(3)(iii)(A) and (g)(3)(iii)(B) of this section.

(A) A failure is defined as any time in which the external floating roof has defects; or the primary seal has holes or other openings in the seal or the seal fabric; or the secondary seal has holes, tears, or other openings in the seal or the seal fabric; or, for a storage vessel that is part of a new source, the gaskets no longer close off the liquid surface from the atmosphere; or, for a storage vessel that is part of a new source, the slotted membrane has more than 10 percent open area.

(B) Each Periodic Report shall include the date of the inspection, identification of each storage vessel in which a failure was detected, and a description of the failure. The Periodic Report shall also describe the nature of and date the repair was made.

(4) An owner or operator who elects to comply with § 63.646 by using an external floating roof converted to an internal floating roof shall comply with the periodic reporting requirements of paragraph (g)(2) of this section.

(5) An owner or operator who elects to comply with § 63.646 by installing a closed vent system and control device shall submit, as part of the next Periodic Report, the information specified in paragraphs (g)(5)(i) through (g)(5)(iii) of this section.

(i) The Periodic Report shall include the information specified in paragraphs (g)(5)(i)(A) and (g)(5)(i)(B) of this section for those planned routine maintenance operations that would require the control device not to meet the requirements of § 63.119(e)(1) or (e)(2) of subpart G of this part, as applicable.

(A) A description of the planned routine maintenance that is anticipated to be performed for the control device during the next 6 months. This descrip-

tion shall include the type of maintenance necessary, planned frequency of maintenance, and lengths of maintenance periods.

(B) A description of the planned routine maintenance that was performed for the control device during the previous 6 months. This description shall include the type of maintenance performed and the total number of hours during those 6 months that the control device did not meet the requirements of § 63.119 (e)(1) or (e)(2) of subpart G of this part, as applicable, due to planned routine maintenance.

(ii) If a control device other than a flare is used, the Periodic Report shall describe each occurrence when the monitored parameters were outside of the parameter ranges documented in the Notification of Compliance Status report. The description shall include: Identification of the control device for which the measured parameters were outside of the established ranges, and causes for the measured parameters to be outside of the established ranges.

(iii) If a flare is used, the Periodic Report shall describe each occurrence when the flare does not meet the general control device requirements specified in § 63.11(b) of subpart A of this part and shall include: Identification of the flare that does not meet the general requirements specified in § 63.11(b) of subpart A of this part, and reasons the flare did not meet the general requirements specified in § 63.11(b) of subpart A of this part.

(6) For miscellaneous process vents for which continuous parameter monitors are required by this subpart, periods of excess emissions shall be identified in the Periodic Reports and shall be used to determine compliance with the emission standards.

(i) Period of excess emission means any of the following conditions:

(A) An operating day when the daily average value of a monitored parameter, except presence of a flare pilot flame, is outside the range specified in the Notification of Compliance Status report. Monitoring data recorded during periods of monitoring system breakdown, repairs, calibration checks

and zero (low-level) and high-level adjustments shall not be used in computing daily average values of monitored parameters.

(B) An operating day when all pilot flames of a flare are absent.

(C) An operating day when monitoring data required to be recorded in paragraphs (i)(3) (i) and (ii) of this section are available for less than 75 percent of the operating hours.

(D) For data compression systems approved under paragraph (h)(5)(iii) of this section, an operating day when the monitor operated for less than 75 percent of the operating hours or a day when less than 18 monitoring values were recorded.

(ii) For miscellaneous process vents, excess emissions shall be reported for the operating parameters specified in table 10 of this subpart unless other site-specific parameter(s) have been approved by the operating permit authority.

(iii) Periods of startup and shutdown that meet the definition of § 63.641, and malfunction that meet the definition in § 63.2 and periods of performance testing and monitoring system calibration shall not be considered periods of excess emissions. Malfunctions may include process unit, control device, or monitoring system malfunctions.

(7) If a performance test for determination of compliance for a new emission point subject to this subpart or for an emission point that has changed from Group 2 to Group 1 is conducted during the period covered by a Periodic Report, the results of the performance test shall be included in the Periodic Report.

(i) Results of the performance test shall include the percentage of emissions reduction or outlet pollutant concentration reduction (whichever is needed to determine compliance) and the values of the monitored operating parameters.

(ii) The complete test report shall be maintained onsite.

(8) The owner or operator of a source shall submit quarterly reports for all emission points included in an emissions average.

(i) The quarterly reports shall be submitted no later than 60 calendar days after the end of each quarter. The first

report shall be submitted with the Notification of Compliance Status report no later than 150 days after the compliance date specified in § 63.640.

(ii) The quarterly reports shall include:

(A) The information specified in this paragraph and in paragraphs (g)(2) through (g)(7) of this section for all storage vessels and miscellaneous process vents included in an emissions average;

(B) The information required to be reported by § 63.428 (h)(1), (h)(2), and (h)(3) for each gasoline loading rack included in an emissions average, unless this information has already been submitted in a separate report;

(C) The information required to be included in quarterly reports by §§ 63.567(f) and 63.567(i)(2) of subpart Y of this part for each marine tank vessel loading operation included in an emissions average, unless the information has already been submitted in a separate report;

(D) Any information pertaining to each wastewater stream included in an emissions average that the source is required to report under the Implementation Plan for the source;

(E) The credits and debits calculated each month during the quarter;

(F) A demonstration that debits calculated for the quarter are not more than 1.30 times the credits calculated for the quarter, as required under §§ 63.652(e)(4);

(G) The values of any inputs to the credit and debit equations in § 63.652 (g) and (h) that change from month to month during the quarter or that have changed since the previous quarter; and

(H) Any other information the source is required to report under the Implementation Plan for the source.

(iii) Every fourth quarterly report shall include the following:

(A) A demonstration that annual credits are greater than or equal to annual debits as required by § 63.652(e)(3); and

(B) A certification of compliance with all the emissions averaging provisions in § 63.652 of this subpart.

(h) Other reports shall be submitted as specified in subpart A of this part and as follows:

(1) Reports of startup, shutdown, and malfunction required by § 63.10(d)(5). Records and reports of startup, shutdown, and malfunction are not required if they pertain solely to Group 2 emission points, as defined in § 63.641, that are not included in an emissions average. For purposes of this paragraph, startup and shutdown shall have the meaning defined in § 63.641, and malfunction shall have the meaning defined in § 63.2; and

(2) For storage vessels, notifications of inspections as specified in paragraphs (h)(2)(i) and (h)(2)(ii) of this section;

(i) In order to afford the Administrator the opportunity to have an observer present, the owner or operator shall notify the Administrator of the refilling of each Group 1 storage vessel that has been emptied and degassed.

(A) Except as provided in paragraphs (h)(2)(i) (B) and (C) of this section, the owner or operator shall notify the Administrator in writing at least 30 calendar days prior to filling or refilling of each storage vessel with organic HAP's to afford the Administrator the opportunity to inspect the storage vessel prior to refilling.

(B) Except as provided in paragraph (h)(2)(i)(C) of this section, if the internal inspection required by §§ 63.120(a)(2), 63.120(a)(3), or 63.120(b)(10) of subpart G of this part is not planned and the owner or operator could not have known about the inspection 30 calendar days in advance of refilling the vessel with organic HAP's, the owner or operator shall notify the Administrator at least 7 calendar days prior to refilling of the storage vessel. Notification may be made by telephone and immediately followed by written documentation demonstrating why the inspection was unplanned. This notification, including the written documentation, may also be made in writing and sent so that it is received by the Administrator at least 7 calendar days prior to the refilling.

(C) The State or local permitting authority can waive the notification requirements of paragraphs (h)(2)(i)(A) and/or (h)(2)(i)(B) of this section for all or some storage vessels at petroleum refineries subject to this subpart. The State or local permitting authority

may also grant permission to refill storage vessels sooner than 30 days after submitting the notification required by paragraph (h)(2)(i)(A) of this section, or sooner than 7 days after submitting the notification required by paragraph (h)(2)(i)(B) of this section for all storage vessels, or for individual storage vessels on a case-by-case basis.

(ii) In order to afford the Administrator the opportunity to have an observer present, the owner or operator of a storage vessel equipped with an external floating roof shall notify the Administrator of any seal gap measurements. The notification shall be made in writing at least 30 calendar days in advance of any gap measurements required by § 63.120 (b)(1) or (b)(2) of subpart G of this part. The State or local permitting authority can waive this notification requirement for all or some storage vessels subject to the rule or can allow less than 30 calendar days' notice.

(3) For owners or operators of sources required to request approval for a nominal control efficiency for use in calculating credits for an emissions average, the information specified in § 63.652(h).

(4) The owner or operator who requests approval to monitor a different parameter than those listed in § 63.644 for miscellaneous process vents or who is required by § 63.653(a)(8) to establish a site-specific monitoring parameter for a point in an emissions average shall submit the information specified in paragraphs (h)(4)(i) through (h)(4)(iii) of this section. For new or reconstructed sources, the information shall be submitted with the application for approval of construction or reconstruction required by § 63.5(d) of subpart A and for existing sources, and the information shall be submitted no later than 18 months prior to the compliance date. The information may be submitted in an operating permit application, in an amendment to an operating permit application, or in a separate submittal.

(i) A description of the parameter(s) to be monitored to determine whether excess emissions occur and an explanation of the criteria used to select the parameter(s).

(ii) A description of the methods and procedures that will be used to demonstrate that the parameter can be used to determine excess emissions and the schedule for this demonstration. The owner or operator must certify that they will establish a range for the monitored parameter as part of the Notification of Compliance Status report required in paragraphs (e) and (f) of this section.

(iii) The frequency and content of monitoring, recording, and reporting if: monitoring and recording are not continuous; or if periods of excess emissions, as defined in paragraph (g)(6) of this section, will not be identified in Periodic Reports required under paragraphs (e) and (g) of this section. The rationale for the proposed monitoring, recording, and reporting system shall be included.

(5) An owner or operator may request approval to use alternatives to the continuous operating parameter monitoring and recordkeeping provisions listed in paragraph (i) of this section.

(i) Requests shall be submitted with the Application for Approval of Construction or Reconstruction for new sources and no later than 18 months prior to the compliance date for existing sources. The information may be submitted in an operating permit application, in an amendment to an operating permit application, or in a separate submittal. Requests shall contain the information specified in paragraphs (h)(5)(iii) through (h)(5)(iv) of this section, as applicable.

(ii) The provisions in § 63.8(f)(5)(i) of subpart A of this part shall govern the review and approval of requests.

(iii) An owner or operator may request approval to use an automated data compression recording system that does not record monitored operating parameter values at a set frequency (for example, once every hour) but records all values that meet set criteria for variation from previously recorded values.

(A) The requested system shall be designed to:

(1) Measure the operating parameter value at least once every hour.

(2) Record at least 24 values each day during periods of operation.

(3) Record the date and time when monitors are turned off or on.

(4) Recognize unchanging data that may indicate the monitor is not functioning properly, alert the operator, and record the incident.

(5) Compute daily average values of the monitored operating parameter based on recorded data.

(B) The request shall contain a description of the monitoring system and data compression recording system including the criteria used to determine which monitored values are recorded and retained, the method for calculating daily averages, and a demonstration that the system meets all criteria of paragraph (h)(5)(iii)(A) of this section.

(iv) An owner or operator may request approval to use other alternative monitoring systems according to the procedures specified in § 63.8(f) of subpart A of this part.

(6) The owner or operator shall submit the information specified in paragraphs (h)(6)(i) through (h)(6)(iii) of this section, as applicable. For existing sources, this information shall be submitted in the initial Notification of Compliance Status report. For a new source, the information shall be submitted with the application for approval of construction or reconstruction required by § 63.5(d) of subpart A of this part. The information may be submitted in an operating permit application, in an amendment to an operating permit application, or in a separate submittal.

(i) The determination of applicability of this subpart to petroleum refining process units that are designed and operated as flexible operation units.

(ii) The determination of applicability of this subpart to any storage vessel for which use varies from year to year.

(iii) The determination of applicability of this subpart to any distillation unit for which use varies from year to year.

(i) *Recordkeeping.* (1) Each owner or operator subject to the storage vessel provisions in § 63.646 shall keep the records specified in § 63.123 of subpart G of this part except as specified in paragraphs (i)(1)(i) through (i)(1)(iv) of this section.

## Environmental Protection Agency

## § 63.655

(i) Records related to gaskets, slotted membranes, and sleeve seals are not required for storage vessels within existing sources.

(ii) All references to § 63.122 in § 63.123 of subpart G of this part shall be replaced with § 63.654(e),

(iii) All references to § 63.150 in § 63.123 of subpart G of this part shall be replaced with § 63.652.

(iv) If a storage vessel is determined to be Group 2 because the weight percent total organic HAP of the stored liquid is less than or equal to 4 percent for existing sources or 2 percent for new sources, a record of any data, assumptions, and procedures used to make this determination shall be retained.

(2) Each owner or operator required to report the results of performance tests under paragraphs (f) and (g)(7) of this section shall retain a record of all reported results as well as a complete test report, as described in paragraph (f)(2)(ii) of this section for each emission point tested.

(3) Each owner or operator required to continuously monitor operating parameters under § 63.644 for miscellaneous process vents or under §§ 63.652 and 63.653 for emission points in an emissions average shall keep the records specified in paragraphs (i)(3)(i) through (i)(3)(v) of this section unless an alternative recordkeeping system has been requested and approved under paragraph (h) of this section.

(i) The monitoring system shall measure data values at least once every hour.

(ii) The owner or operator shall record either:

(A) Each measured data value; or

(B) Block average values for 1 hour or shorter periods calculated from all measured data values during each period. If values are measured more frequently than once per minute, a single value for each minute may be used to calculate the hourly (or shorter period) block average instead of all measured values.

(iii) Daily average values of each continuously monitored parameter shall be calculated for each operating day and retained for 5 years except as specified in paragraph (i)(3)(iv) of this section.

(A) The daily average shall be calculated as the average of all values for a monitored parameter recorded during the operating day. The average shall cover a 24-hour period if operation is continuous, or the number of hours of operation per day if operation is not continuous.

(B) The operating day shall be the period defined in the Notification of Compliance Status report. It may be from midnight to midnight or another daily period.

(iv) If all recorded values for a monitored parameter during an operating day are within the range established in the Notification of Compliance Status report, the owner or operator may record that all values were within the range and retain this record for 5 years rather than calculating and recording a daily average for that day. For these days, the records required in paragraph (i)(3)(ii) of this section shall also be retained for 5 years.

(v) Monitoring data recorded during periods of monitoring system breakdowns, repairs, calibration checks, and zero (low-level) and high-level adjustments shall not be included in any average computed under this subpart. Records shall be kept of the times and durations of all such periods and any other periods during process or control device operation when monitors are not operating.

(4) All other information required to be reported under paragraphs (a) through (h) of this section shall be retained for 5 years.

[60 FR 43260, Aug. 18, 1995, as amended at 61 FR 29881, June 12, 1996; 63 FR 44141, Aug. 18, 1998]

### § 63.655 Implementation and enforcement.

(a) This subpart can be implemented and enforced by the U.S. EPA, or a delegated authority such as the applicable State, local, or Tribal agency. If the U.S. EPA Administrator has delegated authority to a State, local, or Tribal agency, then that agency, in addition to the U.S. EPA, has the authority to implement and enforce this subpart. Contact the applicable U.S. EPA Regional Office to find out if implementation and enforcement of this subpart is

**§§ 63.656–63.679**

**40 CFR Ch. I (7–1–07 Edition)**

delegated to a State, local, or Tribal agency.

(b) In delegating implementation and enforcement authority of this subpart to a State, local, or Tribal agency under subpart E of this part, the authorities contained in paragraph (c) of this section are retained by the Administrator of U.S. EPA and cannot be transferred to the State, local, or Tribal agency.

(c) The authorities that cannot be delegated to State, local, or Tribal agencies are as specified in paragraphs (c)(1) through (4) of this section.

(1) Approval of alternatives to the requirements in §§ 63.640, 63.642(g) through (1), 63.643, and 63.646 through 63.652. Where these standards reference another subpart, the cited provisions will be delegated according to the delegation provisions of the referenced subpart. Where these standards reference another subpart and modify the requirements, the requirements shall be modified as described in this subpart. Delegation of the modified requirements will also occur according to the delegation provisions of the referenced subpart.

(2) Approval of major alternatives to test methods under § 63.7(e)(2)(ii) and (f), as defined in § 63.90, and as required in this subpart.

(3) Approval of major alternatives to monitoring under § 63.8(f), as defined in § 63.90, and as required in this subpart.

(4) Approval of major alternatives to recordkeeping and reporting under § 63.10(f), as defined in § 63.90, and as required in this subpart.

[68 FR 37351, June 23, 2003]

**§§ 63.656–63.679 [Reserved]**

**APPENDIX TO SUBPART CC OF PART 63—  
TABLES**

**TABLE 1—HAZARDOUS AIR POLLUTANTS**

Chemical name	CAS No. <sup>a</sup>
Benzene .....	71432
Biphenyl .....	92524
Butadiene (1,3) .....	10990
Carbon disulfide .....	75150
Carbonyl sulfide .....	463581
Cresol (mixed isomers <sup>b</sup> ) .....	1319773
Cresol (m-) .....	108394
Cresol (o-) .....	95487
Cresol (p-) .....	106445
Cumene .....	98828
Dibromoethane (1,2) (ethylene dibromide) .....	106934
Dichloroethane (1,2) .....	107062
Diethanolamine .....	111422
Ethylbenzene .....	100414
Ethylene glycol .....	107211
Hexane .....	110543
Methanol .....	67561
Methyl ethyl ketone (2-butanone) .....	78933
Methyl isobutyl ketone (hexone) .....	108101
Methyl tert butyl ether .....	1634044
Naphthalene .....	91203
Phenol .....	108952
Toluene .....	108883
Trimethylpentane (2,2,4) .....	540841
Xylene (mixed isomers <sup>b</sup> ) .....	1330207
xylene (m-) .....	108383
xylene (o-) .....	95476
xylene (p-) .....	106423

<sup>a</sup> CAS number = Chemical Abstract Service registry number assigned to specific compounds, isomers, or mixtures of compounds.

<sup>b</sup> Isomer means all structural arrangements for the same number of atoms of each element and does not mean salts, esters, or derivatives.

**TABLE 2—LEAK DEFINITIONS FOR PUMPS AND VALVES**

Standard <sup>a</sup>	Phase	Leak definition (parts per million)
§ 63.163 (pumps) .....	I	10,000
	II	5,000
	III	2,000
§ 63.168 (valves) .....	I	10,000
	II	1,000
	III	1,000

<sup>a</sup> Subpart H of this part.

**TABLE 3—EQUIPMENT LEAK RECORDKEEPING AND REPORTING REQUIREMENTS FOR SOURCES COMPLYING WITH § 63.648 OF SUBPART CC BY COMPLIANCE WITH SUBPART H OF THIS PART <sup>A</sup>**

Reference (section of subpart H of this part)	Description	Comment
63.181(a) .....	Recordkeeping system requirements .....	Except for §§ 63.181(b)(2)(iii) and 63.181(b)(9).
63.181(b) .....	Records required for process unit equipment.	Except for §§ 63.181(b)(2)(iii) and 63.181(b)(9).
63.181(c) .....	Visual inspection documentation .....	Except for §§ 63.181(b)(2)(iii) and 63.181(b)(9).
63.181(d) .....	Leak detection record requirements .....	Except for § 63.181(d)(8).



**Environmental Protection Agency**

**Pt. 63, Subpt. CC, App.**

**TABLE 3—EQUIPMENT LEAK RECORDKEEPING AND REPORTING REQUIREMENTS FOR SOURCES COMPLYING WITH § 63.648 OF SUBPART CC BY COMPLIANCE WITH SUBPART H OF THIS PART <sup>A</sup>—Continued**

Reference (section of subpart H of this part)	Description	Comment
63.181(e) .....	Compliance requirements for pressure tests for batch product process equipment trains.	This subsection does not apply to subpart CC.
63.181(f) .....	Compressor compliance test records.	
63.181(g) .....	Closed-vent systems and control device record requirements.	
63.181(h) .....	Process unit quality improvement program records.	
63.181(i) .....	Heavy liquid service determination record.	
63.181(j) .....	Equipment identification record.	Not required.
63.181(k) .....	Enclosed-vented process unit emission limitation record requirements.	
63.182(a) .....	Reports.	
63.182(b) .....	Initial notification report requirements.	
63.182(c) .....	Notification of compliance status report ..	
63.182(d) .....	Periodic report .....	Except in § 63.182(c); change “within 90 days of the compliance dates” to “within 150 days of the compliance dates”; except in §§ 63.182 (c)(2) and (c)(4). Except for §§ 63.182 (d)(2)(vii), (d)(2)(viii), and (d)(3).

<sup>a</sup> This table does not include all the requirements delineated under the referenced sections. See referenced sections for specific requirements.

**TABLE 4—GASOLINE DISTRIBUTION EMISSION POINT RECORDKEEPING AND REPORTING REQUIREMENTS <sup>A</sup>**

Reference (section of subpart R of this part)	Description	Comment
63.428(b) .....	Records of test results for each gasoline cargo tank loaded at the facility.	Required to be submitted with the periodic report required under 40 CFR part 63 subpart CC.
63.428(c) .....	Continuous monitoring data recordkeeping requirements.	
63.428(g)(1) .....	Semiannual report loading rack information.	
63.428 (h)(1) through (h)(3) .....	Excess emissions report loading rack information.	Required to be submitted with the periodic report required under 40 CFR part 63 subpart CC.

<sup>a</sup> This table does not include all the requirements delineated under the referenced sections. See referenced sections for specific requirements.

**TABLE 5—MARINE VESSEL LOADING AND UNLOADING OPERATIONS RECORDKEEPING AND REPORTING REQUIREMENTS <sup>A</sup>**

Reference (section of subpart Y of this part)	Description	Comment
63.565(a) .....	Performance test/site test plan .....	The information required under this paragraph is to be submitted with the notification of compliance status report required under 40 CFR part 63, subpart CC.
63.565(b) .....	Performance test data requirements.	
63.567(a) .....	General Provisions (subpart A) applicability	
63.567(c) .....	Vent system valve bypass recordkeeping requirements	
63.567(d) .....	Continuous equipment monitoring recordkeeping requirements	
63.567(e) .....	Flare recordkeeping requirements	The information required under this paragraph is to be submitted with the periodic report required under 40 CFR part 63 subpart CC.
63.567(f) .....	Quarterly report requirements	

TABLE 5—MARINE VESSEL LOADING AND UNLOADING OPERATIONS RECORDKEEPING AND REPORTING REQUIREMENTS <sup>A</sup>—Continued

Reference (section of subpart Y of this part)	Description	Comment
63.567(g) .....	Marine vessel vapor-tightness documentation	
63.567(h) .....	Documentation file maintenance	
63.567(i) .....	Emission estimation reporting and recordkeeping procedures	

<sup>a</sup>This table does not include all the requirements delineated under the referenced sections. See referenced sections for specific requirements.

TABLE 6—GENERAL PROVISIONS APPLICABILITY TO SUBPART CC <sup>A</sup>

Reference	Applies to subpart CC	Comment
63.1(a)(1) .....	Yes	
63.1(a)(2) .....	Yes	
63.1(a)(3) .....	Yes	
63.1(a)(4) .....	No	Subpart CC (this table) specifies applicability of each paragraph in subpart A to subpart CC.
63.1(a)(5)–63.1(a)(9) .....	No	
63.1(a)(10) .....	No	Subpart CC and other cross-referenced subparts specify calendar or operating day.
63.1(a)(11) .....	Yes	
63.1(a)(12) .....	Yes	
63.1(a)(13) .....	Yes	
63.1(a)(14) .....	Yes	
63.1(b)(1) .....	No	Subpart CC specifies its own applicability.
63.1(b)(2) .....	Yes	
63.1(b)(3) .....	No	
63.1(c)(1) .....	No	Subpart CC explicitly specifies requirements that apply.
63.1(c)(2) .....	No	Area sources are not subject to subpart CC.
63.1(c)(3) .....	No	
63.1(c)(4) .....	Yes	
63.1(c)(5) .....	Yes	Except that sources are not required to submit notifications overridden by this table.
63.1(d) .....	No	
63.1(e) .....	No	
63.2 .....	Yes	§ 63.641 of subpart CC specifies that if the same term is defined in subparts A and CC, it shall have the meaning given in subpart CC.
63.3 .....	No	Units of measure are spelled out in subpart CC.
63.4(a)(1)–63.4(a)(3) .....	Yes	
63.4(a)(4) .....	No	Reserved.
63.4(a)(5) .....	Yes	
63.4(b) .....	Yes	
63.4(c) .....	Yes	
63.5(a)(1) .....	Yes	Except replace term “source” and “stationary source” in § 63.5(a)(1) of subpart A with “affected source.”
63.5(a)(2) .....	Yes	
63.5(b)(1) .....	Yes	
63.5(b)(2) .....	No	Reserved.
63.5(b)(3) .....	Yes	
63.5(b)(4) .....	Yes	Except the cross-reference to § 63.9(b) is changed to § 63.9(b) (4) and (5). Subpart CC overrides § 63.9 (b)(2) and (b)(3).
63.5(b)(5) .....	Yes	
63.5(b)(6) .....	Yes	
63.5(c) .....	No	Reserved.
63.5(d)(1)(i) .....	Yes	Except that the application shall be submitted as soon as practicable before startup but no later than 90 days (rather than 60 days) after the promulgation date of subpart CC if the construction or reconstruction had commenced and initial startup had not occurred before the promulgation of subpart CC.
63.5(d)(1)(ii) .....	Yes	Except that for affected sources subject to subpart CC, emission estimates specified in § 63.5(d)(1)(ii)(H) are not required.

Environmental Protection Agency

Pt. 63, Subpt. CC, App.

TABLE 6—GENERAL PROVISIONS APPLICABILITY TO SUBPART CC<sup>A</sup>—Continued

Reference	Applies to subpart CC	Comment
63.5(d)(1)(iii) .....	No	Subpart CC requires submittal of the notification of compliance status report in § 63.654(e).
63.5(d)(2) .....	No	Except § 63.5(d)(3)(ii) does not apply.
63.5(d)(3) .....	Yes	
63.5(d)(4) .....	Yes	
63.5(e) .....	Yes	
63.5(f)(1) .....	Yes	
63.5(f)(2) .....	Yes	Except that the “60 days” in the cross-referenced § 63.5(d)(1) is changed to “90 days,” and the cross-reference to (b)(2) does not apply.
63.6(a) .....	Yes	Subpart CC specifies compliance dates for sources subject to subpart CC.
63.6(b)(1) .....	No	
63.6(b)(2) .....	No	May apply when standards are proposed under section 112(f) of the Clean Air Act.
63.6(b)(3) .....	Yes	
63.6(b)(4) .....	No	
63.6(b)(5) .....	No	§ 63.654(d) of subpart CC includes notification requirements.
63.6(b)(6) .....	No	§ 63.640 of subpart CC specifies the compliance date.
63.6(b)(7) .....	No	
63.6(c)(1) .....	No	
63.6(c)(2)–63.6(c)(4) .....	No	Does not apply to Group 2 emission points. <sup>b</sup> The startup, shutdown, and malfunction plan specified in § 63.6(e)(3) is not required for wastewater operations that are not subject to subpart G of this part.
63.6(c)(5) .....	Yes	
63.6(d) .....	No	
63.6(e) .....	Yes	
.....		
63.6(f)(1) .....	Yes	Subpart CC specifies the use of monitoring data in determining compliance with subpart CC.
63.6(f)(2)(i) .....	Yes	
63.6(f)(2)(ii) .....	Yes	
63.6(f)(2)(iii) (A), (B), and (C) .....	Yes	Visible emission requirements and timing in subpart CC.
63.6(f)(2)(iii)(D) .....	No	
63.6(f)(2)(iv) .....	Yes	
63.6(f)(2)(v) .....	Yes	
63.6(f)(3) .....	Yes	
63.6(g) .....	Yes	
63.6(h) (1) and (2) .....	Yes	
63.6(h) (4) and (5) .....	No	
63.6(h)(6) .....	Yes	
63.6(h) (7) through (9) .....	No	
63.6(i) .....	Yes	Subpart CC does not require opacity standards. Except for § 63.6(i)(15), which is reserved.
63.6(j) .....	Yes	
63.7(a)(1) .....	No	Subpart CC specifies required testing and compliance demonstration procedures. Test results must be submitted in the notification of compliance status report due 150 days after compliance date, as specified in § 63.654(d) of subpart CC.
63.7(a)(2) .....	No	
63.7(a)(3) .....	Yes	Subpart CC specifies test methods and procedures.
63.7(b) .....	No	
63.7(c) .....	No	
63.7(d) .....	Yes	
63.7(e)(1) .....	Yes	
63.7(e)(2) .....	Yes	
63.7(e)(3) .....	No	
63.7(e)(4) .....	Yes	
63.7(f) .....	No	
.....		Subpart CC specifies applicable methods and provides alternatives.

TABLE 6—GENERAL PROVISIONS APPLICABILITY TO SUBPART CC<sup>A</sup>—Continued

Reference	Applies to subpart CC	Comment
63.7(g) .....	No	Performance test reporting specified in § 63.654(d).
63.7(h)(1) .....	Yes	
63.7(h)(2) .....	Yes	
63.7(h)(3) .....	Yes	
63.7(h)(4) .....	No	Yes, except site-specific test plans shall not be required, and where § 63.7(g)(3) specifies submittal by the date the site-specific test plan is due, the date shall be 90 days prior to the notification of compliance status report in § 63.654(d).
63.7(h)(5) .....	Yes	
63.8(a) .....	No	
63.8(b)(1) .....	Yes	
63.8(b)(2) .....	No	Subpart CC specifies locations to conduct monitoring.
63.8(b)(3) .....	Yes	
63.8(c)(1)(i) .....	Yes	Addressed by periodic reports in § 63.654(e) of subpart CC.
63.8(c)(1)(ii) .....	No	
63.8(c)(1)(iii) .....	Yes	Except that verification of operational status shall, at a minimum, include completion of the manufacturer's written specifications or recommendations for installation, operation, and calibration of the system or other written procedures that provide adequate assurance that the equipment would monitor accurately.
63.8(c)(2) .....	Yes	
63.8(c)(3) .....	Yes	
63.8(c)(4) .....	No	
63.8(c)(5)–63.8(c)(8) .....	No	Subpart CC specifies monitoring frequency in § 63.641 and § 63.654(g)(3) of subpart CC.
63.8(d) .....	No	
63.8(e) .....	No	
63.8(f)(1) .....	Yes	
63.8(f)(2) .....	Yes	Timeframe for submitting request is specified in § 63.654(f)(4) of subpart CC.
63.8(f)(3) .....	Yes	
63.8(f)(4)(i) .....	No	
63.8(f)(4)(ii) .....	Yes	
63.8(f)(4)(iii) .....	No	Subpart CC does not require continuous emission monitors.
63.8(f)(5)(i) .....	Yes	
63.8(f)(5)(ii) .....	No	
63.8(f)(5)(iii) .....	Yes	
63.8(f)(6) .....	No	Subpart CC specifies data reduction procedures in § 63.654(h)(3).
63.8(g) .....	No	
63.9(a) .....	Yes	Except that the owner or operator does not need to send a copy of each notification submitted to the Regional Office of the EPA as stated in § 63.9(a)(4)(ii).
63.9(b)(1)(i) .....	No	
63.9(b)(1)(ii) .....	No	Specified in § 63.654(d)(2) of subpart CC.
63.9(b)(2) .....	No	
63.9(b)(3) .....	No	An initial notification report is not required under subpart CC.
63.9(b)(4) .....	Yes	
63.9(b)(5) .....	Yes	Except that the notification in § 63.9(b)(4)(i) shall be submitted at the time specified in § 63.654(d)(2) of subpart CC.
63.9(c) .....	Yes	
63.9(d) .....	Yes	Except that the notification in § 63.9(b)(5) shall be submitted at the time specified in § 63.654(d)(2) of subpart CC.
63.9(e) .....	No	
63.9(f) .....	No	Subpart CC § 63.652(d) specifies notification of compliance status report requirements.
63.9(g) .....	No	
63.9(h) .....	No	
63.9(i) .....	Yes	
63.9(j) .....	No	
63.10(a) .....	Yes	

TABLE 6—GENERAL PROVISIONS APPLICABILITY TO SUBPART CC<sup>A</sup>—Continued

Reference	Applies to subpart CC	Comment
63.10(b)(1) .....	No	§ 63.644(d) of subpart CC specifies record retention requirements.
63.10(b)(2)(i) .....	Yes	
63.10(b)(2)(ii) .....	Yes	
63.10(b)(2)(iii) .....	No	
63.10(b)(2)(iv) .....	Yes	
63.10(b)(2)(v) .....	Yes	
63.10(b)(2)(vi)–(ix) .....	No	
63.10(b)(2)(x) .....	Yes	
63.10(b)(2)(xii)–(xiv) .....	No	
63.10(b)(3) .....	No	
63.10(c) .....	No	§ 63.654(d) of subpart CC specifies performance test reporting.
63.10(d)(1) .....	No	
63.10(d)(2) .....	No	
63.10(d)(3) .....	No	
63.10(d)(4) .....	Yes	
63.10(d)(5)(i) .....	Yes <sup>b</sup>	
63.10(d)(5)(ii) .....	Yes	
63.10(e) .....	No	
63.10(f) .....	Yes	
63.11–63.15 .....	Yes	

<sup>a</sup> Wherever subpart A specifies “postmark” dates, submittals may be sent by methods other than the U.S. Mail (e.g., by fax or courier). Submittals shall be sent by the specified dates, but a postmark is not required.

<sup>b</sup> The plan, and any records or reports of startup, shutdown, and malfunction do not apply to Group 2 emission points.

TABLE 7—FRACTION MEASURED ( $F_m$ ), FRACTION EMITTED ( $F_e$ ), AND FRACTION REMOVED ( $F_r$ ) FOR HAP COMPOUNDS IN WASTEWATER STREAMS

Chemical name	CAS No. <sup>a</sup>	$F_m$	$F_e$	$F_r$
Benzene .....	71432	1.00	0.80	0.99
Biphenyl .....	92524	0.86	0.45	0.99
Butadiene (1,3-) .....	106990	1.00	0.98	0.99
Carbon disulfide .....	75150	1.00	0.92	0.99
Cumene .....	98828	1.00	0.88	0.99
Dichloroethane (1,2-) (Ethylene dichloride) .....	107062	1.00	0.64	0.99
Ethylbenzene .....	100414	1.00	0.83	0.99
Hexane .....	110543	1.00	1.00	0.99
Methanol .....	67561	0.85	0.17	0.31
Methyl ethyl ketone (2-Butanone) .....	78933	0.99	0.48	0.95
Methyl isobutyl ketone (Hexone) .....	108101	0.98	0.53	0.99
Methyl tert-butyl ether .....	1634044	1.00	0.57	0.99
Naphthalene .....	91203	0.99	0.51	0.99
Trimethylpentane (2,2,4-) .....	540841	1.00	1.00	0.99
Xylene (m-) .....	108383	1.00	0.82	0.99
Xylene (o-) .....	95476	1.00	0.79	0.99
Xylene (p-) .....	106423	1.00	0.82	0.99

<sup>a</sup> CAS numbers refer to the Chemical Abstracts Service registry number assigned to specific compounds, isomers, or mixtures of compounds.

TABLE 8—VALVE MONITORING FREQUENCY FOR PHASE III

Performance level	Valve monitoring frequency
Leaking valves <sup>a</sup> (%)	
≥4 .....	Monthly or QIP. <sup>b</sup>
<4 .....	Quarterly.
<3 .....	Semiannual.

TABLE 8—VALVE MONITORING FREQUENCY FOR PHASE III—Continued

Performance level	Valve monitoring frequency
Leaking valves <sup>a</sup> (%)	
<2 .....	Annual.

<sup>a</sup> Percent leaking valves is calculated as a rolling average of two consecutive monitoring periods.<sup>b</sup> QIP=Quality improvement program. Specified in § 63.175 of subpart H of this part.

TABLE 9—VALVE MONITORING FREQUENCY FOR ALTERNATIVE

Performance level	Valve monitoring frequency under § 63.649 alternative
Leaking valves <sup>a</sup> (%)	
≥5 .....	Monthly or QIP. <sup>b</sup>
<5 .....	Quarterly.
<4 .....	Semiannual.
<3 .....	Annual.

<sup>a</sup> Percent leaking valves is calculated as a rolling average of two consecutive monitoring periods.<sup>b</sup> QIP=Quality improvement program. Specified in § 63.175 of subpart H of this part.

TABLE 10—MISCELLANEOUS PROCESS VENTS—MONITORING, RECORDKEEPING AND REPORTING REQUIREMENTS FOR COMPLYING WITH 98 WEIGHT-PERCENT REDUCTION OF TOTAL ORGANIC HAP EMISSIONS OR A LIMIT OF 20 PARTS PER MILLION BY VOLUME

Control device	Parameters to be monitored <sup>a</sup>	Recordkeeping and reporting requirements for monitored parameters
Thermal incinerator .....	Firebox temperature <sup>b</sup> (63.644(a)(1)(i)).	1. Continuous records <sup>c</sup> .  2. Record and report the firebox temperature averaged over the full period of the performance test—NCS <sup>d</sup> . 3. Record the daily average firebox temperature for each operating day <sup>e</sup> . 4. Report all daily average temperatures that are outside the range established in the NCS or operating permit and all operating days when insufficient monitoring data are collected <sup>f</sup> —PR <sup>g</sup> .
Catalytic incinerator .....	Temperature upstream and downstream of the catalyst bed (63.644(a)(1)(ii)).	1. Continuous records <sup>c</sup> .  2. Record and report the upstream and downstream temperatures and the temperature difference across the catalyst bed averaged over the full period of the performance test—NCS <sup>d</sup> . 3. Record the daily average upstream temperature and temperature difference across the catalyst bed for each operating day <sup>e</sup> . 4. Report all daily average upstream temperatures that are outside the range established in the NCS or operating permit—PR <sup>g</sup> . 5. Report all daily average temperature differences across the catalyst bed that are outside the range established in the NCS or operating permit—PR <sup>g</sup> . 6. Report all operating days when insufficient monitoring data are collected <sup>f</sup> .
Boiler or process heater with a design heat capacity less than 44 megawatts where the vent stream is <i>not</i> introduced into the flame zone <sup>h,i</sup> .	Firebox temperature <sup>b</sup> (63.644(a)(4)).	1. Continuous records <sup>c</sup> .  2. Record and report the firebox temperature averaged over the full period of the performance test—NCS <sup>d</sup> . 3. Record the daily average firebox temperature for each operating day <sup>e</sup> . 4. Report all daily average firebox temperatures that are outside the range established in the NCS or operating permit and all operating days when insufficient monitoring data are collected <sup>f</sup> —PR <sup>g</sup> .
Flare .....	Presence of a flame at the pilot light (63.644(a)(2)).	1. Hourly records of whether the monitor was continuously operating and whether a pilot flame was continuously present during each hour.

TABLE 10—MISCELLANEOUS PROCESS VENTS—MONITORING, RECORDKEEPING AND REPORTING REQUIREMENTS FOR COMPLYING WITH 98 WEIGHT-PERCENT REDUCTION OF TOTAL ORGANIC HAP EMISSIONS OR A LIMIT OF 20 PARTS PER MILLION BY VOLUME—Continued

Control device	Parameters to be monitored <sup>a</sup>	Recordkeeping and reporting requirements for monitored parameters
All control devices .....	<p>Presence of flow diverted to the atmosphere from the control device (63.644(c)(1)) or.</p> <p>Monthly inspections of sealed valves [63.644(c)(2)].</p>	<p>2. Record and report the presence of a flame at the pilot light over the full period of the compliance determination—NCS <sup>d</sup>.</p> <p>3. Record the times and durations of all periods when all pilot flames for a flare are absent or the monitor is not operating.</p> <p>4. Report the times and durations of all periods when all pilot flames for a flare are absent or the monitor is not operating.</p> <p>1. Hourly records of whether the flow indicator was operating and whether flow was detected at any time during each hour.</p> <p>2. Record and report the times and durations of all periods when the vent stream is diverted through a bypass line or the monitor is not operating—PR <sup>e</sup>.</p> <p>1. Records that monthly inspections were performed.</p> <p>2. Record and report all monthly inspections that show the valves are not closed or the seal has been changed—PR <sup>e</sup>.</p>

<sup>a</sup>Regulatory citations are listed in parentheses.

<sup>b</sup>Monitor may be installed in the firebox or in the ductwork immediately downstream of the firebox before any substantial heat exchange is encountered.

<sup>c</sup>"Continuous records" is defined in § 63.641.

<sup>d</sup>NCS = Notification of compliance status report described in § 63.654.

<sup>e</sup>The daily average is the average of all recorded parameter values for the operating day. If all recorded values during an operating day are within the range established in the NCS or operating permit, a statement to this effect can be recorded instead of the daily average.

<sup>f</sup>When a period of excess emission is caused by insufficient monitoring data, as described in § 63.654(g)(6)(i) (C) or (D), the duration of the period when monitoring data were not collected shall be included in the Periodic Report.

<sup>g</sup>PR = Periodic Reports described in § 63.654(g).

<sup>h</sup>No monitoring is required for boilers and process heaters with a design heat capacity ≥44 megawatts or for boilers and process heaters where all vent streams are introduced into the flame zone. No recordkeeping or reporting associated with monitoring is required for such boilers and process heaters.

<sup>i</sup>Process vents that are routed to refinery fuel gas systems are not regulated under this subpart. No monitoring, recordkeeping, or reporting is required for boilers and process heaters that combust refinery fuel gas.

[60 FR 43260, Aug. 18, 1995, as amended at 61 FR 29881, 29882, June 12, 1996; 63 FR 44142, 44143, Aug. 18, 1998]

## Subpart DD—National Emission Standards for Hazardous Air Pollutants from Off-Site Waste and Recovery Operations

SOURCE: 61 FR 34158, July 1, 1996, unless otherwise noted.

### § 63.680 Applicability and designation of affected sources.

(a) The provisions of this subpart apply to the owner and operator of a plant site for which both of the conditions specified in paragraphs (a)(1) and (a)(2) of this section are applicable. If either one of these conditions does not apply to the plant site, then the owner and operator of the plant site are not subject to the provisions of this subpart.

(1) The plant site is a major source of hazardous air pollutant (HAP) emissions as defined in 40 CFR 63.2.

(2) At the plant site is located one or more of operations that receives off-site materials as specified in paragraph (b) of this section and the operations is one of the following waste management operations or recovery operations as specified in paragraphs (a)(2)(i) through (a)(2)(vi) of this section.

(i) A waste management operation that receives off-site material and the operation is regulated as a hazardous waste treatment, storage, and disposal facility (TSDF) under either 40 CFR part 264 or part 265.

(ii) A waste management operation that treats wastewater which is an off-site material and the operation is exempted from regulation as a hazardous

waste treatment, storage, and disposal facility under 40 CFR 264.1(g)(6) or 40 CFR 265.1(c)(10).

(iii) A waste management operation that treats wastewater which is an off-site material and the operation meets both of the following conditions:

(A) The operation is subject to regulation under either section 402 or 307(b) of the Clean Water Act but is not owned by a “state” or “municipality” as defined by section 502(3) and 502(4), respectively, of the Clean Water Act; and

(B) The treatment of wastewater received from off-site is the predominant activity performed at the plant site.

(iv) A recovery operation that recycles or reprocesses hazardous waste which is an off-site material and the operation is exempted from regulation as a hazardous waste treatment, disposal, and storage facility under 40 CFR 264.1(g)(2) or 40 CFR 265.1(c)(6).

(v) A recovery operation that recycles or reprocesses used solvent which is an off-site material and the operation is not part of a chemical, petroleum, or other manufacturing process that is required to use air emission controls by another subpart of 40 CFR part 63 or 40 CFR part 61.

(vi) A recovery operation that re-refines or reprocesses used oil which is an off-site material and the operation is regulated under 40 CFR 279 subpart F—Standards for Used Oil Processors and Refiners.

(b) For the purpose of implementing this subpart, an off-site material is a material that meets all of the criteria specified in paragraph (b)(1) of this section but is not one of the materials specified in paragraph (b)(2) of this section.

(1) An off-site material is a material that meets all of the criteria specified in paragraphs (b)(1)(i) through (b)(1)(iii) of this section. If any one of these criteria do not apply to the material, then the material is not an off-site material subject to this subpart.

(i) The material is a waste, used oil, or used solvent as defined in § 63.681 of this subpart;

(ii) The waste, used oil, or used solvent is not produced or generated within the plant site, but the material is delivered, transferred, or otherwise

moved to the plant site from a location outside the boundaries of the plant site; and

(iii) The waste, used oil, or used solvent contains one or more of the hazardous air pollutants (HAP) listed in Table 1 of this subpart based on the composition of the material at the point-of-delivery, as defined in § 63.681 of this subpart.

(2) For the purpose of implementing this subpart, the following materials are not off-site materials:

(i) Household waste as defined in 40 CFR 258.2.

(ii) Radioactive mixed waste managed in accordance with all applicable regulations under Atomic Energy Act and Nuclear Waste Policy Act authorities.

(iii) Waste that is generated as a result of implementing remedial activities required under the Resource Conservation and Recovery Act (RCRA) corrective action authorities (RCRA sections 3004(u), 3004(v), or 3008(h)), Comprehensive Environmental Response, Compensation, and Liability Act (CERCLA) authorities, or similar Federal or State authorities.

(iv) Waste containing HAP that is generated by residential households (e.g., old paint, home garden pesticides) and subsequently is collected as a community service by government agencies, businesses, or other organizations for the purpose of promoting the proper disposal of this waste.

(v) Waste that is transferred from a chemical manufacturing plant or other facility for which both of the following conditions apply to the waste:

(A) The management of the waste at the facility is required either under part 63 subpart F—National Emission Standards for Organic Hazardous Air Pollutants from the Synthetic Organic Chemical Manufacturing Industry or under another subpart in 40 CFR part 63 to meet the air emission control standards for process wastewater specified in 40 CFR 63.132 through 63.147; and

(B) The owner or operator of the facility from which the waste is transferred has complied with the provisions of 40 CFR 63.132(g)(1)(ii) and (g)(2).



(vi) Waste that is transferred from a chemical manufacturing plant, petroleum refinery, or coke by-product recovery plant which is subject to 40 CFR part 61, subpart FF—National Emission Standards for Benzene Waste Operations, and for which both of the following conditions apply to the waste:

(A) The waste is generated at a facility that is not exempted under the provisions of 40 CFR 61.342(a) from meeting the air emission control standards of 40 CFR part 61, subpart FF; and

(B) The owner or operator of the facility from which the waste is transferred has complied with the provisions of 40 CFR 61.342(f)(2).

(vii) Ship ballast water pumped from a ship to an onshore wastewater treatment facility.

(viii) Hazardous waste that is stored for 10 days or less at a transfer facility in compliance with the provisions of 40 CFR 263.12.

(c) *Affected sources*—(1) *Off-site material management units*. For each operation specified in paragraphs (a)(2)(i) through (a)(2)(vi) of this section that is located at the plant site, the affected source is the entire group of off-site material management units associated with the operation. An off-site material management unit is a tank, container, surface impoundment, oil-water separator, organic-water separator, or transfer system used to manage off-site material. For the purpose of implementing the standards under this subpart, a unit that meets the definition of a tank or container but also is equipped with a vent that serves as a process vent for any of the processes listed in paragraphs (c)(2)(i) through (c)(2)(vi) of this section is not an off-site material management unit but instead is a process vent and is to be included in the appropriate affected source group under paragraph (c)(2) of this section. Examples of such a unit may include, but are not limited to, a distillate receiver vessel, a primary condenser, a bottoms receiver vessel, a surge control tank, a separator tank, and a hot well.

(2) *Process vents*. For each operation specified in paragraphs (a)(2)(i) through (a)(2)(vi) of this section that is located at the plant site, the affected source is the entire group of process equipment

associated with the process vents for the processes listed in paragraphs (c)(2)(i) through (c)(2)(vi) of this section.

(i) Distillation process used for the treatment, recycling, or recovery of off-site material. Distillation means a process, either batch or continuous, separating one or more off-site material feed streams into two or more exit streams having different component concentrations from those in the feed stream or streams. The separation is achieved by the redistribution of the components between the liquid and vapor phases as they approach equilibrium within the distillation unit.

(ii) Fractionation process used for the treatment, recycling, or recovery of off-site material. Fractionation means a liquid mixture separation process or method used to separate a mixture of several volatile components of different boiling points in successive stages, each stage removing from the mixture some proportion of one of the components.

(iii) Thin-film evaporation process used for the treatment, recycling, or recovery of off-site material. Thin-film evaporation means a liquid mixture separation process or method that uses a heating surface consisting of a large diameter tube that may be either straight or tapered, horizontal or vertical. Liquid is spread on the tube wall by a rotating assembly of blades that maintain a close clearance from the wall or actually ride on the film of liquid on the wall.

(iv) Solvent extraction process used for the treatment, recycling, or recovery of off-site material. Solvent extraction means a separation process or method in which a solid or a solution is contacted with a liquid solvent (the material and the solvent being relatively insoluble in each other) to preferentially dissolve and transfer one or more components into the solvent.

(v) Steam stripping process used for the treatment, recycling, or recovery of off-site material. Steam stripping means a liquid mixture separation process or method in which vaporization of the volatile components of a liquid mixture occurs by the introduction of steam directly into the process.

(vi) Gas stripping process used for the treatment, recycling, or recovery of off-site material. Gas stripping means a desorption process or method used to transfer one or more volatile components from a liquid mixture into a gas stream either with or without the application of heat to the liquid. Packed towers, spray towers, and bubble-cap, sieve, or valve-type plate towers are examples of the process configurations used for contacting the gas and a liquid.

(3) *Equipment leaks.* For each operation specified in paragraphs (a)(2)(i) through (a)(2)(vi) of this section that is located at the plant site, the affected source is the entire group of equipment components for which each component meets all of the conditions specified in paragraphs (c)(3)(i) through (c)(3)(iii) of this section. If any one of these conditions do not apply to an equipment component, then that component is not part of the affected source for equipment leaks.

(i) The equipment component is a pump, compressor, agitator, pressure relief device, sampling connection system, open-ended valve or line, valve, connector, or instrumentation system;

(ii) The equipment component contains or contacts off-site material having a total HAP concentration equal to or greater than 10 percent by weight; and

(iii) The equipment component is intended to operate for 300 hours or more during a calendar year in off-site material service, as defined in § 63.681 of this subpart.

(d) *Facility-wide exemption.* The owner or operator of affected sources subject to this subpart is exempted from the requirements of §§ 63.682 through 63.699 of this subpart in situations when the total annual quantity of the HAP that is contained in the off-site material received at the plant site is less than 1 megagram per year. For a plant site to be exempted under the provisions of this paragraph (d), the owner or operator must meet the requirements in paragraphs (d)(1) through (d)(3) of this section.

(1) The owner or operator must prepare an initial determination of the total annual HAP quantity in the off-site material received at the plant site.

This determination is based on the total quantity of the HAP listed in Table 1 of this subpart as determined at the point-of-delivery for each off-site material stream.

(2) The owner or operator must prepare a new determination whenever the extent of changes to the quantity or composition of the off-site material received at the plant site could cause the total annual HAP quantity in the off-site material received at the plant site to exceed the limit of 1 megagram per year.

(3) The owner or operator must maintain documentation to support the owner's or operator's determination of the total annual HAP quantity in the off-site material received at the plant site. This documentation must include the basis and data used for determining the HAP content of the off-site material.

(e) *Compliance dates—(1) Existing sources.* The owner or operator of an affected source that commenced construction or reconstruction before October 13, 1994, must achieve compliance with the provisions of this subpart on or before the date specified in paragraph (e)(1)(i) or (e)(1)(ii) of this section as applicable to the affected source.

(i) For an affected source that commenced construction or reconstruction before October 13, 1994 and receives off-site material for the first time before February 1, 2000, the owner or operator of this affected source must achieve compliance with the provisions of the subpart on or before February 1, 2000 unless an extension has been granted by the Administrator as provided in 40 CFR 63.6(i).

(ii) For an affected source that commenced construction or reconstruction before October 13, 1994, but receives off-site material for the first time on or after February 1, 2000, the owner or operator of the affected source must achieve compliance with the provisions of this subpart upon the first date that the affected source begins to manage off-site material.

(2) *New sources.* The owner or operator of an affected source for which construction or reconstruction commences on or after October 13, 1994,

must achieve compliance with the provisions of this subpart on or before July 1, 1996, or upon initial startup of operations, whichever date is later as provided in 40 CFR 63.6(b).

(f) The provisions of 40 CFR part 63, subpart A—General Provisions that apply and those that do not apply to this subpart are specified in Table 2 of this subpart.

[61 FR 34158, July 1, 1996, as amended at 65 FR 38963, July 20, 1999]

#### § 63.681 Definitions.

All terms used in this subpart shall have the meaning given to them in this section, 40 CFR 63.2 of this part, and the Act.

*Boiler* means an enclosed combustion device that extracts useful energy in the form of steam and is not an incinerator or a process heater.

*Closed-vent system* means a system that is not open to the atmosphere and is composed of hard-piping, ductwork, connections, and, if necessary, fans, blowers, or other flow-inducing devices that conveys gas or vapor from an emission point to a control device.

*Closure device* means a cap, hatch, lid, plug, seal, valve, or other type of fitting that prevents or reduces air pollutant emissions to the atmosphere by blocking an opening in a cover when the device is secured in the closed position. Closure devices include devices that are detachable from the cover (e.g., a sampling port cap), manually operated (e.g., a hinged access lid or hatch), or automatically operated (e.g., a spring-loaded pressure relief valve).

*Container* means a portable unit used to hold material. Examples of containers include but are not limited to drums, dumpsters, roll-off boxes, bulk cargo containers commonly known as “portable tanks” or “totes”, cargo tank trucks, and tank rail cars.

*Continuous record* means documentation of data values measured at least once every 15 minutes and recorded at the frequency specified in this subpart.

*Continuous recorder* means a data recording device that either records an instantaneous data value at least once every 15 minutes or records 15-minutes or more frequent block averages.

*Continuous seal* means a seal that forms a continuous closure that com-

pletely covers the space between the edge of the floating roof and the wall of a tank. A continuous seal may be a vapor-mounted seal, liquid-mounted seal, or metallic shoe seal. A continuous seal may be constructed of fastened segments so as to form a continuous seal.

*Control device* means equipment used for recovering, removing, oxidizing, or destroying organic vapors. Examples of such equipment include but are not limited to carbon adsorbers, condensers, vapor incinerators, flares, boilers, and process heaters.

*Cover* means a device or system that provides a continuous barrier over the material managed in an off-site material management unit to prevent or reduce air pollutant emissions to the atmosphere. A cover may have openings needed for operation, inspection, sampling, maintenance, and repair of the unit provided that each opening is closed when not in use (e.g., access hatches, sampling ports). A cover may be a separate piece of equipment which can be detached and removed from the unit or a cover may be formed by structural features permanently integrated into the design of the unit.

*Emission point* means an individual tank, surface impoundment, container, oil-water or organic-water separator, transfer system, process vent, or enclosure.

*Enclosure* means a structure that surrounds a tank or container, captures organic vapors emitted from the tank or container, and vents the captured vapor through a closed vent system to a control device.

*External floating roof* means a pontoon-type or double-deck type cover that rests on the liquid surface in a tank with no fixed roof.

*Fixed roof* means a cover that is mounted on a unit in a stationary position and does not move with fluctuations in the level of the liquid managed in the unit.

*Flame zone* means the portion of the combustion chamber in a boiler or process heater occupied by the flame envelope.

*Floating roof* means a cover consisting of a double deck, pontoon single deck, or internal floating cover which

rests upon and is supported by the liquid being contained, and is equipped with a continuous seal.

*Flow indicator* means a device that indicates whether gas is flowing, or whether the valve position would allow gas to flow in a bypass line.

*Hard-piping* means pipe or tubing that is manufactured and properly installed in accordance with relevant standards and good engineering practices.

*Hazardous air pollutants* or *HAP* means the specific organic chemical compounds, isomers, and mixtures listed in Table 1 of this subpart.

*Hazardous waste* means a waste that is determined to be hazardous under the Resource Conservation and Recovery Act (PL 94–580) (RCRA), as implemented by 40 CFR parts 260 and 261.

*Individual drain system* means a stationary system used to convey wastewater streams or residuals to a waste management unit or to discharge or disposal. The term includes hard-piping, all drains and junction boxes, together with their associated sewer lines and other junction boxes (e.g., manholes, sumps, and lift stations) conveying wastewater streams or residuals. For the purpose of this subpart, an individual drain system is not a drain and collection system that is designed and operated for the sole purpose of collecting rainfall runoff (e.g., stormwater sewer system) and is segregated from all other individual drain systems.

*Internal floating roof* means a cover that rests or floats on the liquid surface (but not necessarily in complete contact with it inside a tank that has a fixed roof).

*Light-material service* means the container is used to manage an off-site material for which both of the following conditions apply: the vapor pressure of one or more of the organic constituents in the off-site material is greater than 0.3 kilopascals (kPa) at 20 °C; and the total concentration of the pure organic constituents having a vapor pressure greater than 0.3 kPa at 20 °C is equal to or greater than 20 percent by weight.

*Liquid-mounted seal* means a foam- or liquid-filled continuous seal mounted in contact with the liquid in a unit.

*Maximum HAP vapor pressure* means the sum of the individual HAP equilibrium partial pressure exerted by an off-site material at the temperature equal to either: the local maximum monthly average temperature as reported by the National Weather Service when the off-site material is stored or treated at ambient temperature; or the highest calendar-month average temperature of the off-site material when the off-site material is stored at temperatures above the ambient temperature or when the off-site material is stored or treated at temperatures below the ambient temperature. For the purpose of this subpart, maximum HAP vapor pressure is determined using the procedures specified in § 63.694(j) of this subpart.

*Metallic shoe seal* means a continuous seal that is constructed of metal sheets which are held vertically against the wall of the tank by springs, weighted levers, or other mechanisms and is connected to the floating roof by braces or other means. A flexible coated fabric (envelope) spans the annular space between the metal sheet and the floating roof.

*No detectable organic emissions* means no escape of organics to the atmosphere as determined using the procedure specified in § 63.694(k) of this subpart.

*Off-site material* means a material that meets all of the criteria specified in paragraph § 63.680(b)(1) of this subpart but is not one of the materials specified in § 63.680(b)(2) of this subpart.

*Off-site material management unit* means a tank, container, surface impoundment, oil-water separator, organic-water separator, or transfer system used to manage off-site material.

*Off-site material service* means any time when a pump, compressor, agitator, pressure relief device, sampling connection system, open-ended valve or line, valve, connector, or instrumentation system contains or contacts off-site material.

*Off-site material stream* means an off-site material produced or generated by a particular process or source such that the composition and form of the material comprising the stream remain consistent. An off-site material stream

may be delivered, transferred, or otherwise moved to the plant site in a continuous flow of material (e.g., wastewater flowing through a pipeline) or in a series of discrete batches of material (e.g., a truckload of drums all containing the same off-site material or multiple bulk truck loads of an off-site material produced by the same process).

*Oil-water separator* means a separator as defined for this subpart that is used to separate oil from water.

*Operating parameter value* means a minimum or maximum value established for a control device or treatment process parameter which, if achieved by itself or in combination with one or more other operating parameter values, determines that an owner or operator has complied with an applicable emission limitation or standard.

*Organic-water separator* means a separator as defined for this subpart that is used to separate organics from water.

*Plant site* means all contiguous or adjoining property that is under common control including properties that are separated only by a road or other public right-of-way. Common control includes properties that are owned, leased, or operated by the same entity, parent entity, subsidiary, or any combination thereof. A unit or group of units within a contiguous property that are not under common control (e.g., a wastewater treatment unit or solvent recovery unit located at the site but is sold to a different company) is a different plant site.

*Point-of-delivery* means the point at the boundary or within the plant site where the owner or operator first accepts custody, takes possession, or assumes responsibility for the management of an off-site material stream managed in a waste management operation or recovery operation specified in § 63.680 (a)(2)(i) through (a)(2)(vi) of this subpart. The characteristics of an off-site material stream are determined prior to combining the off-site material stream with other off-site material streams or with any other materials.

*Point-of-treatment* means a point after the treated material exits the treatment process but before the first point downstream of the treatment process exit where the organic constituents in

the treated material have the potential to volatilize and be released to the atmosphere. For the purpose of applying this definition to this subpart, the first point downstream of the treatment process exit is not a fugitive emission point due to an equipment leak from any of the following equipment components: pumps, compressors, valves, connectors, instrumentation systems, or safety devices.

*Process heater* means an enclosed combustion device that transfers heat released by burning fuel directly to process streams or to heat transfer liquids other than water.

*Process vent* means an open-ended pipe, stack, or duct through which a gas stream containing HAP is continuously or intermittently discharged to the atmosphere from any of the processes listed in § 63.680(c)(2)(i) through (c)(2)(vi) of this section. For the purpose of this subpart, a process vent is none of the following: a pressure-relief vent or other vent that is used as a safety device (as defined in this section); an open-ended line or other vent that is subject to the equipment leak control requirements under § 63.691 of this subpart; or a stack or other vent that is used to exhaust combustion products from a boiler, furnace, process heater, incinerator, or other combustion device.

*Recovery operation* means the collection of off-site material management units, process vents, and equipment components used at a plant site to manage an off-site material stream from the point-of-delivery through the point where the material has been recycled, reprocessed, or re-refined to obtain the intended product or to remove the physical and chemical impurities of concern.

*Safety device* means a closure device such as a pressure relief valve, frangible disc, fusible plug, or any other type of device which functions to prevent physical damage or permanent deformation to equipment by venting gases or vapors during unsafe conditions resulting from an unplanned, accidental, or emergency event. For the purpose of this subpart, a safety device is not used for routine venting of gases or vapors from the vapor headspace underneath a cover such as during filling

of the unit or to adjust the pressure in this vapor headspace in response to normal daily diurnal ambient temperature fluctuations. A safety device is designed to remain in a closed position during normal operations and open only when the internal pressure, or another relevant parameter, exceeds the device threshold setting applicable to the equipment as determined by the owner or operator based on manufacturer recommendations, applicable regulations, fire protection and prevention codes, standard engineering codes and practices, or other requirements for the safe handling of flammable, combustible, explosive, reactive, or hazardous materials.

*Separator* means a waste management unit, generally a tank, used to separate oil or organics from water. A separator consists of not only the separation unit but also the forebay and other separator basins, skimmers, weirs, grit chambers, sludge hoppers, and bar screens that are located directly after the individual drain system and prior to any additional treatment units such as an air flotation unit clarifier or biological treatment unit. Examples of a separator include, but are not limited to, an API separator, parallel-plate interceptor, and corrugated-plate interceptor with the associated ancillary equipment.

*Single-seal system* means a floating roof having one continuous seal. This seal may be vapor-mounted, liquid-mounted, or a metallic shoe seal.

*Surface impoundment* means a unit that is a natural topographical depression, man-made excavation, or diked area formed primarily of earthen materials (although it may be lined with man-made materials), which is designed to hold an accumulation of liquids. Examples of surface impoundments include holding, storage, settling, and aeration pits, ponds, and lagoons.

*Tank* means a stationary unit that is constructed primarily of nonearthen materials (such as wood, concrete, steel, fiberglass, or plastic) which provide structural support and is designed to hold an accumulation of liquids or other materials.

*Transfer system* means a stationary system for which the predominant

function is to convey liquids or solid materials from one point to another point within a waste management operation or recovery operation. For the purpose of this subpart, the conveyance of material using a container (as defined for this subpart) or a self-propelled vehicle (e.g., a front-end loader) is not a transfer system. Examples of a transfer system include but are not limited to a pipeline, an individual drain system, a gravity-operated conveyor (such as a chute), and a mechanically-powered conveyor (such as a belt or screw conveyor).

*Temperature monitoring device* means a piece of equipment used to monitor temperature and having an accuracy of  $\pm 1$  percent of the temperature being monitored expressed in degrees Celsius ( $^{\circ}\text{C}$ ) or  $\pm 1.2$  degrees  $^{\circ}\text{C}$ , whichever value is greater.

*Treatment process* means a process in which an off-site material stream is physically, chemically, thermally, or biologically treated to destroy, degrade, or remove hazardous air pollutants contained in the off-site material. A treatment process can be composed of a single unit (e.g., a steam stripper) or a series of units (e.g., a wastewater treatment system). A treatment process can be used to treat one or more off-site material streams at the same time.

*Used oil* means any oil refined from crude oil or any synthetic oil that has been used and as a result of such use is contaminated by physical or chemical impurities. This definition is the same definition of “used oil” in 40 CFR 279.1.

*Used solvent* means a mixture of aliphatic hydrocarbons or a mixture of one and two ring aromatic hydrocarbons that has been used as a solvent and as a result of such use is contaminated by physical or chemical impurities.

*Vapor-mounted seal* means a continuous seal that is mounted such that there is a vapor space between the liquid in the unit and the bottom of the seal.

*Volatile organic hazardous air pollutant concentration* or *VOHAP concentration* means the fraction by weight of those compounds listed in Table 1 of this subpart that are in an off-site material as measured using Method 305 in appendix

## Environmental Protection Agency

## § 63.683

A of this part and expressed in terms of parts per million (ppm). As an alternative to using Method 305, an owner or operator may determine the HAP concentration of an off-site material using any one of the other test methods specified in § 63.694(b)(2)(ii) of this subpart. When a test method specified in § 63.694(b)(2)(ii) of this subpart other than Method 305 is used to determine the speciated HAP concentration of an off-site material, the individual compound concentration may be adjusted by the corresponding  $f_{m305}$  value listed in Table 1 of this subpart to determine a VOHAP concentration.

*Waste* means a material generated from industrial, commercial, mining, or agricultural operations or from community activities that is discarded, discharged, or is being accumulated, stored, or physically, chemically, thermally, or biologically treated prior to being discarded or discharged.

*Waste management operation* means the collection of off-site material management units, process vents, and equipment components used at a plant site to manage an off-site material stream from the point-of-delivery to the point where the waste exits or is discharged from the plant site or the waste is placed for on-site disposal in a unit not subject to this subpart (e.g., a waste incinerator, a land disposal unit).

*Waste stabilization process* means any physical or chemical process used to either reduce the mobility of hazardous constituents in a waste or eliminate free liquids as determined by Test Method 9095—Paint Filter Liquids Test in “Test Methods for Evaluating Solid Waste, Physical/Chemical Methods,” EPA Publication No. SW-846, Third Edition, September 1986, as amended by Update I, November 15, 1992. (As an alternative, an owner or operator may use any more recent, updated version of Method 9095 approved by the EPA.) A waste stabilization process includes mixing the waste with binders or other materials and curing the resulting waste and binder mixture. Other synonymous terms used to refer to this process are “waste fixation” or “waste solidification.” A waste stabilization process does not include the adding of absorbent materials to the surface of a

waste, without mixing, agitation, or subsequent curing, to absorb free liquid.

[61 FR 34158, July 1, 1996, as amended at 64 FR 38964, July 20, 1999]

### § 63.682 [Reserved]

### § 63.683 Standards: General.

(a) The general standards under this section apply to owners and operators of affected sources as designated in § 63.680(c) of this subpart.

(b) *Off-site material management units.*

(1) For each off-site material management unit that is part of an affected source, the owner or operator must meet the requirements in either paragraph (b)(1)(i), (b)(1)(ii), or (b)(1)(iii) of this section except for those off-site material management units exempted under paragraph (b)(2) of this section.

(i) The owner or operator controls air emissions from the off-site material management unit in accordance with the applicable standards specified in §§ 63.685 through 63.689 of this subpart.

(ii) The owner or operator removes or destroys HAP in the off-site material before placing the material in the off-site material management unit by treating the material in accordance with the standards specified in § 63.684 of this subpart.

(iii) The owner or operator determines before placing off-site material in the off-site material management unit that the average VOHAP concentration of the off-site material is less than 500 parts per million by weight (ppmw) at the point-of-delivery. The owner or operator must perform an initial determination of the average VOHAP concentration of the off-site material using the procedures specified in § 63.694(b) of this subpart. This initial determination must be performed either before the first time any portion of the off-site material stream is placed in the unit or by the compliance date, whichever date is later. Thereafter, the owner or operator must review and update, as necessary, this determination at least once every calendar year following the date of the initial determination for the off-site material stream.

(2) An off-site material management unit is exempted from the requirements in paragraph (b)(1) of this section when the owner or operator meets one of the exemptions provided in paragraphs (b)(2)(i) through (b)(2)(iv) of this section as applicable to the unit.

(i) An off-site material management unit is exempted from the requirements in paragraph (b)(1) of this section if the off-site material management unit is also subject to another subpart under 40 CFR part 63 or 40 CFR part 61, and the owner or operator is controlling the HAP listed in Table 1 of this subpart that are emitted from the unit in compliance with the provisions specified in the other applicable subpart under part 61 or part 63.

(ii) At the discretion of the owner or operator, one or a combination of off-site material management units may be exempted from the requirements in paragraph (b)(1) of this section when these units meet the condition that the total annual quantity of HAP contained in the off-site material placed in the units exempted under this paragraph (b)(2)(ii) is less than 1 megagram per year. For the off-site material management units selected by the owner or operator to be exempted from the requirements in paragraph (b)(1) of this section, the owner or operator must meet the requirements in paragraphs (b)(2)(ii)(A) and (b)(2)(ii)(B) of this section. An owner or operator may change the off-site material management units selected to be exempted under this paragraph (b)(2)(ii) by preparing a new designation for the exempt-units as required by paragraph (b)(2)(ii)(A) of this section and performing a new determination as required by paragraph (b)(2)(ii)(B) of this section.

(A) The owner or operator must designate each of the off-site material management units selected by the owner or operator to be exempt under paragraph (b)(2)(ii) of this section by either submitting to the Administrator a written notification identifying the exempt-units or permanently marking the exempt-units at the plant site. If an owner or operator chooses to prepare and submit a written notification, this notification must include a site plan, process diagram, or other appro-

priate documentation identifying each of the exempt-units. If an owner or operator chooses to permanently mark the exempt-units, each exempt-unit must be marked in such a manner that it can be readily identified as an exempt-unit from the other off-site material management units located at the plant site.

(B) The owner or operator must prepare an initial determination of the total annual HAP quantity in the off-site material placed in the units exempted under this paragraph (b)(2)(ii). This determination is based on the total quantity of the HAP listed in Table 1 of this subpart as determined at the point where the off-site material is placed in each exempted unit. The owner or operator must perform a new determination whenever the extent of changes to the quantity or composition of the off-site material placed in the exempted units could cause the total annual HAP content in the off-site material to exceed 1 megagram per year. The owner or operator must maintain documentation to support the most recent determination of the total annual HAP quantity. This documentation must include the basis and data used for determining the HAP content of the off-site material.

(iii) A tank or surface impoundment is exempted from the requirements in paragraph (b)(1) of this section if the unit is used for a biological treatment process that meets the requirements in either paragraph (b)(2)(iii)(A) or (b)(2)(iii)(B) of this section and the owner or operator complies with the monitoring requirements in § 63.684(e)(4) of this subpart.

(A) The HAP biodegradation efficiency ( $R_{\text{bio}}$ ) for the biological treatment process is equal to or greater than 95 percent. The HAP biodegradation efficiency ( $R_{\text{bio}}$ ) shall be determined in accordance with the requirements of § 63.694(h) of this subpart.

(B) The total actual HAP mass removal rate ( $MR_{\text{bio}}$ ) for the off-site material treated by the biological treatment process is equal to or greater than the required HAP mass removal rate (RMR) for the off-site material. The total actual HAP mass removal rate ( $MR_{\text{bio}}$ ) must be determined in accordance with the requirements of



§ 63.694(i) of this subpart. The required HAP mass removal rate (RMR) must be determined in accordance with the requirements of § 63.694(e) of this subpart.

(iv) An off-site material management unit is exempted from the requirements in paragraph (b)(1) of this section if the off-site material placed in the unit is a hazardous waste that meets the conditions specified in either paragraph (b)(2)(iv)(A) or (b)(2)(iv)(B) of this section.

(A) The hazardous waste meets the numerical organic concentration limits, applicable to the hazardous waste, as specified in 40 CFR part 268—Land Disposal Restrictions, listed in the table, “Treatment Standards for Hazardous Waste” in 40 CFR 268.40.

(B) The organic hazardous constituents in the hazardous waste have been treated by the treatment technology established by the EPA for the hazardous waste in 40 CFR 268.42(a), or have been removed or destroyed by an equivalent method of treatment approved by the EPA under 40 CFR 268.42(b).

(v) A tank used for bulk feed of off-site material to a waste incinerator is exempted from the requirements specified in paragraph (b)(1) of this section if the tank meets all of the conditions specified in paragraphs (b)(2)(v)(A) through (b)(2)(v)(C) of this section.

(A) The tank is located inside an enclosure vented to a control device that is designed and operated in accordance with all applicable requirements specified under 40 CFR part 61, subpart FF—National Emission Standards for Benzene Waste Operations for a facility at which the total annual benzene quantity from the facility waste is equal to or greater than 10 megagrams per year;

(B) The enclosure and control device serving the tank were installed and began operation prior to July 1, 1996; and

(C) The enclosure is designed and operated in accordance with the criteria for a permanent total enclosure as specified in “Procedure T—Criteria for and Verification of a Permanent or Temporary Total Enclosure” under 40 CFR 52.741, appendix B. The enclosure may have permanent or temporary openings to allow worker access; passage of material into or out of the en-

closure by conveyor, vehicles, or other mechanical or electrical equipment; or to direct air flow into the enclosure. The owner or operator must annually perform the verification procedure for the enclosure as specified in Section 5.0 to “Procedure T—Criteria for and Verification of a Permanent or Temporary Total Enclosure.”

(c) *Process vents.* (1) For each process vent that is part of an affected source, the owner or operator must meet the requirements in either paragraph (c)(1)(i) or (c)(1)(ii) of this section except for those process vents exempted under paragraph (c)(2) of this section.

(i) The owner or operator controls air emissions from the process vent in accordance with the standards specified in § 63.690 of this subpart.

(ii) The owner or operator determines before placing off-site material in the process equipment associated with the process vent that the average VOHAP concentration of the off-site material is less than ppmw at the point-of-delivery. The owner or operator must perform an initial determination of the average VOHAP concentration of the off-site material using the procedures specified in § 63.694(b) of this subpart before any portion of the off-site material stream is placed in the unit. Thereafter, the owner or operator must review and update, as necessary, this determination at least once every calendar year following the date of the initial determination for the off-site material stream.

(2) A process vent is exempted from the requirements of paragraph (c)(1) of this section when the owner or operator meets one of the exemptions provided in paragraphs (c)(2)(i) through (c)(2)(iii) of this section.

(i) A process vent is exempted from the requirements in paragraph (c)(1) of this section if the process vent is also subject to another subpart under part 63 or 40 CFR part 61, and the owner or operator is controlling the HAP listed in Table 1 of this subpart that are emitted from the process vent in compliance with the provisions specified in the other applicable subpart under part 61 or part 63.

(ii) A process vent is exempted from the requirements specified in paragraph (c)(1) of this section if the owner

or operator determines that the process vent stream flow rate is less than 0.005 cubic meters per minute (m<sup>3</sup>/min) at standard conditions (as defined in 40 CFR 63.2). The process vent stream flow rate shall be determined in accordance with the procedures specified in § 63.694(m) of this subpart. Documentation must be prepared by the owner or operator and maintained at the plant site to support the determination of the process vent stream flow rate. This documentation must include identification of each process vent exempted under this paragraph and the test results used to determine the process vent stream flow rate.

(iii) A process vent is exempted from the requirements specified in paragraph (c)(1) of this section if the owner or operator determines that the process vent stream flow rate is less than 6.0 m<sup>3</sup>/min at standard conditions (as defined in 40 CFR 63.2) and the total HAP concentration is less than 20 ppmv. The process vent stream flow rate and total HAP concentration shall be determined in accordance with the procedures specified in § 63.694(m) of this subpart. Documentation must be prepared by the owner or operator and maintained at the plant site to support the determination of the process vent stream flow rate and total HAP concentration. This documentation must include identification of each process vent exempted under this paragraph (c)(2)(iii) and the test results used to determine the process vent stream flow rate and total HAP concentration. The owner or operator must perform a new determination of the process vent stream flow rate and total HAP concentration when the extent of changes to operation of the unit on which the process vent is used could cause either the process vent stream flow rate to exceed the limit of 6.0 m<sup>3</sup>/min or the total HAP concentration to exceed the limit of 20 ppmv.

(d) *Equipment leaks.* The owner or operator must control equipment leaks from each equipment component that is part of the affected source specified in § 63.680(c)(3) of this subpart by implementing leak detection and control measures in accordance with the standards specified in § 63.691 of this subpart.

[64 FR 38965, July 20, 1999]

**§ 63.684 Standards: Off-site material treatment.**

(a) The provisions of this section apply to the treatment of off-site material to remove or destroy HAP for which § 63.683(b)(1)(ii) of this subpart references the requirements of this section for such treatment.

(b) The owner or operator shall remove or destroy the HAP contained in off-site material streams to be managed in the off-site material management unit in accordance with § 63.683(b)(1)(ii) of this subpart using a treatment process that continuously achieves, under normal operations, one or more of the performance levels specified in paragraphs (b)(1) through (b)(5) of this section (as applicable to the type of treatment process) for the range of off-site material stream compositions and quantities expected to be treated.

(1) *VOHAP concentration.* The treatment process shall reduce the VOHAP concentration of the off-site material using a means, other than by dilution, to achieve one of the following performance levels, as applicable:

(i) In the case when every off-site material stream entering the treatment process has an average VOHAP concentration equal to or greater than 500 ppmw at the point-of-delivery, then the VOHAP concentration of the off-site material shall be reduced to a level that is less than 500 ppmw at the point-of-treatment.

(ii) In the case when off-site material streams entering the treatment process are a mixture of off-site material streams having an average VOHAP concentration equal to or greater than 500 ppmw at the point-of-delivery with off-site material streams having average VOHAP concentrations less than 500 ppmw at the point-of-delivery, then the VOHAP concentration of the off-site material must be reduced to a level at the point-of-treatment that meets the performance level specified in either paragraph (b)(1)(ii)(A) or (B) of this section.

(A) Less than the VOHAP concentration limit ( $C_R$ ) established for the treatment process using the procedure specified in § 63.694(d); or

(B) Less than the lowest VOHAP concentration determined for each of the

off-site material streams entering the treatment process as determined by the VOHAP concentration of the off-site material at the point-of-delivery.

(2) *HAP mass removal.* The treatment process shall achieve a performance level such that the total quantity of HAP actually removed from the off-site material stream (MR) is equal to or greater than the required mass removal (RMR) established for the off-site material stream using the procedure specified in § 63.694(e) of this subpart. The MR for the off-site material streams shall be determined using the procedures specified in § 63.694(f) of this subpart.

(3) *HAP reduction efficiency.* For any treatment process except a treatment process that uses biological degradation and is performed in an open tank or surface impoundment, the treatment process must achieve the applicable performance level specified in either paragraph (b)(3)(i) or (b)(3)(ii) of this section.

(i) In the case when the owner or operator determines that off-site material stream entering the treatment process has an average VOHAP concentration less than 10,000 ppmw at the point-of-delivery, then the treatment process shall achieve a performance level such that the total quantity of HAP in the off-site material stream is reduced by 95 percent or more. The HAP reduction efficiency (R) for the treatment process shall be determined using the procedure specified in § 63.694(g) of this subpart. The average VOHAP concentration of the off-site material stream at the point-of-delivery shall be determined using the procedure specified in § 63.694(b) of this subpart.

(ii) In the case when the off-site material stream entering the treatment process has an average VOHAP concentration equal to or greater than 10,000 ppmw at the point-of-delivery, then the treatment process shall achieve a performance level such that the total quantity of HAP in the off-site material stream is reduced by 95 percent or more, and the average VOHAP concentration of the off-site material at the point-of-treatment is less than 100 parts per million by weight (ppmw). The HAP reduction ef-

iciency (R) for the treatment process shall be determined using the procedure specified in § 63.694(g) of this subpart. The average VOHAP concentration of the off-site material stream at the point-of-treatment shall be determined using the procedure specified in § 63.694(c) of this subpart.

(4) *Biological degradation performed in an open tank or surface impoundment.* A treatment process using biological degradation and performed in an open tank or surface impoundment must achieve the performance level specified in either paragraph (b)(4)(i) or (b)(4)(ii) of this section.

(i) The HAP reduction efficiency (R) for the treatment process is equal to or greater than 95 percent, and the HAP biodegradation efficiency ( $R_{\text{bio}}$ ) for the treatment process is equal to or greater than 95 percent. The HAP reduction efficiency (R) shall be determined using the procedure specified in § 63.694(g) of this subpart. The HAP biodegradation efficiency ( $R_{\text{bio}}$ ) shall be determined in accordance with the requirements of § 63.694(h) of this subpart.

(ii) The total quantity of HAP actually removed from the off-site material stream by biological degradation ( $MR_{\text{bio}}$ ) shall be equal to or greater than the required mass removal (RMR) established for the off-site material stream using the procedure specified in § 63.694(e) of this subpart. The  $MR_{\text{bio}}$  of the off-site material stream shall be determined using the procedures specified in § 63.694(i) of this subpart.

(5) *Incineration.* The treatment process must destroy the HAP contained in the off-site material stream using one of the combustion devices specified in paragraphs (b)(5)(i) through (b)(5)(iv) of this section.

(i) An incinerator for which the owner or operator has been issued a final permit under 40 CFR part 270, and the incinerator is designed and operated in accordance with the requirements of 40 CFR part 264, subpart O—Incinerators, or

(ii) An incinerator for which the owner or operator has certified compliance with the interim status requirements of 40 CFR part 265, subpart O—Incinerators.

(iii) A boiler or industrial furnace for which the owner or operator has been

issued a final permit under 40 CFR part 270, and the combustion unit is designed and operated in accordance with the requirements of 40 CFR part 266, subpart H—Hazardous Waste Burned in Boilers and Industrial Furnaces.

(iv) A boiler or industrial furnace for which the owner or operator has certified compliance with the interim status requirements of 40 CFR part 266, subpart H Hazardous Waste Burned in Boilers and Industrial Furnaces.

(c) For a treatment process that removes the HAP from the off-site material by a means other than thermal destruction or biological degradation to achieve one of the performance levels specified in paragraph (b)(1), (b)(2), or (b)(3) of this section, the owner or operator shall manage the HAP removed from the off-site material in such a manner to minimize release of these HAP to the atmosphere, to the extent practical. Examples of HAP emission control measures that meet the requirements of this paragraph include managing the HAP removed from the off-site material in units that use air emission controls in accordance with the standards specified in §§ 63.685 through 63.689 of this subpart, as applicable to the unit.

(d) When the owner or operator treats the off-site material to meet one of the performance levels specified in paragraphs (b)(1) through (b)(4) of this section, the owner or operator shall demonstrate that the treatment process achieves the selected performance level for the range of expected off-site material stream compositions expected to be treated. An initial demonstration shall be performed as soon as possible but no later than 30 days after first time an owner or operator begins using the treatment process to manage off-site material streams in accordance with the requirements of either § 63.683(b)(1)(ii) or § 63.683(b)(2)(ii) of this subpart as applicable to the affected off-site material management unit or process equipment. Thereafter, the owner or operator shall review and update, as necessary, this demonstration at least once every calendar year following the date of the initial demonstration.

(e) When the owner or operator treats the off-site material to meet one of the

performance levels specified in paragraphs (b)(1) through (b)(4) of this section, the owner or operator shall ensure that the treatment process is achieving the applicable performance requirements by continuously monitoring the operation of the process when it is used to treat off-site material by complying with paragraphs (e)(1) through (e)(3) or, for biological treatment units, paragraph (e)(4) of this section:

(1) A continuous monitoring system shall be installed and operated for each treatment that measures operating parameters appropriate for the treatment process technology. This system shall include a continuous recorder that records the measured values of the selected operating parameters. The monitoring equipment shall be installed, calibrated, and maintained in accordance with the equipment manufacturer's specifications. The continuous recorder shall be a data recording device that is capable of recording either an instantaneous data value at least once every 15 minutes or an average value for intervals of 15 minutes or less.

(2) For each monitored operating parameter, the owner or operator shall establish a minimum operating parameter value or a maximum operating parameter value, as appropriate, to define the range of conditions at which the treatment process must be operated to continuously achieve the applicable performance requirements of this section.

(3) When the treatment process is operating to treat off-site material, the owner or operator shall inspect the data recorded by the continuous monitoring system on a routine basis and operate the treatment process such that the actual value of each monitored operating parameter is greater than the minimum operating parameter value or less than the maximum operating parameter value, as appropriate, established for the treatment process.

(4) When the treatment process is a biological treatment process that is complying with paragraph (b)(4) of this

section, the owner or operator must establish and implement a written procedure to monitor the appropriate parameters that demonstrate proper operation of the biological treatment unit in accordance with the evaluation required in § 63.694(h) of this subpart. The written procedure must list the operating parameters that will be monitored and state the frequency of monitoring to ensure that the biological treatment unit is operating between the minimum operating parameter values and maximum operating parameter values to establish that the biological treatment unit is continuously achieving the performance requirement.

(f) The owner or operator must maintain records for each treatment process in accordance with the requirements of § 63.696(a) of this subpart.

(g) The owner or operator must prepare and submit reports for each treatment process in accordance with the requirements of § 63.697(a) of this subpart.

(h) The Administrator may at any time conduct or request that the owner or operator conduct testing necessary to demonstrate that a treatment process is achieving the applicable performance requirements of this section. The testing shall be conducted in accordance with the applicable requirements of this section. The Administrator may elect to have an authorized representative observe testing conducted by the owner or operator.

[61 FR 34158, July 1, 1996, as amended at 64 FR 38967, July 20, 1999; 66 FR 1266, Jan. 8, 2001; 68 FR 37351, June 23, 2003]

#### § 63.685 Standards: Tanks.

(a) The provisions of this section apply to the control of air emissions from tanks for which § 63.683(b)(1)(i) of this subpart references the use of this section for such air emission control.

(b) The owner or operator shall control air emissions from each tank subject to this section in accordance with the following applicable requirements:

(1) For a tank that is part of an existing affected source but the tank is not used to manage off-site material having a maximum HAP vapor pressure kilopascal (kPa) that is equal to or greater than 76.6 kPa nor is the tank used for a waste stabilization process

as defined in § 63.681 of this subpart, the owner or operator shall determine whether the tank is required to use either Tank Level 1 controls or Tank Level 2 controls as specified for the tank by Table 3 of this subpart based on the off-site material maximum HAP vapor pressure and the tank's design capacity. The owner or operator shall control air emissions from a tank required by Table 3 to use Tank Level 1 controls in accordance with the requirements of paragraph (c) of this section. The owner or operator shall control air emissions from a tank required by Table 3 to use Tank Level 2 controls in accordance with the requirements of paragraph (d) of this section.

(2) For a tank that is part of a new affected source but the tank is not used to manage off-site material having a maximum HAP vapor pressure that is equal to or greater than 76.6 kPa nor is the tank used for a waste stabilization process as defined in § 63.681 of this subpart, the owner or operator shall determine whether the tank is required to use either Tank Level 1 controls or Tank Level 2 controls as specified for the tank by Table 4 of this subpart based on the off-site material maximum HAP vapor pressure and the tank's design capacity. The owner or operator shall control air emissions from a tank required by Table 4 to use Tank Level 1 controls in accordance with the requirements of paragraph (c) of this section. The owner or operator shall control air emissions from a tank required by Table 4 to use Tank Level 2 controls in accordance with the requirements of paragraph (d) of this section.

(3) For a tank that is used for a waste stabilization process, the owner or operator shall control air emissions from the tank by using Tank Level 2 controls in accordance with the requirements of paragraph (d) of this section.

(4) For a tank that manages off-site material having a maximum HAP vapor pressure that is equal to or greater than 76.6 kPa, the owner or operator must control air emissions by using one of the tanks specified in paragraphs (b)(4)(i) through (b)(4)(iii) of this section.

(i) A tank vented through a closed-vent system to a control device in accordance with the requirements specified in paragraph (g) of this section;

(ii) A pressure tank designed and operated in accordance with the requirements specified in paragraph (h) of this section; or

(iii) A tank located inside an enclosure that is vented through a closed-vent system to an enclosed combustion control device in accordance with the requirements specified in paragraph (i) of this section.

(c) Owners and operators controlling air emissions from a tank using Tank Level 1 controls shall meet the following requirements:

(1) The owner or operator shall determine the maximum HAP vapor pressure for an off-site material to be managed in the tank using Tank Level 1 controls before the first time the off-site material is placed in the tank. The maximum HAP vapor pressure shall be determined using the procedures specified in § 63.694(j) of this subpart. Thereafter, the owner or operator shall perform a new determination whenever changes to the off-site material managed in the tank could potentially cause the maximum HAP vapor pressure to increase to a level that is equal to or greater than the maximum HAP vapor pressure limit for the tank design capacity category specified in Table 3 or Table 4 of this subpart, as applicable to the tank.

(2) The owner or operator must control air emissions from the tank in accordance with the requirements in either paragraph (c)(2)(i), (c)(2)(ii), or (c)(2)(iii) of this section, as applicable to the tank.

(i) The owner or operator controls air emissions from the tank in accordance with the provisions specified in subpart 00 of 40 CFR part 63—National Emission Standards for Tanks—Level 1.

(ii) As an alternative to meeting the requirements in paragraph (c)(2)(i) of this section, an owner or operator may control air emissions from the tank in accordance with the provisions for Tank Level 2 controls as specified in paragraph (d) of this section.

(iii) As an alternative to meeting the requirements in paragraph (c)(2)(i) of this section when a tank is used as an

interim transfer point to transfer off-site material from containers to another off-site material management unit, an owner or operator may control air emissions from the tank in accordance with the requirements in paragraphs (c)(2)(iii)(A) and (c)(2)(iii)(B) of this section. An example of such a tank is an in-ground tank into which organic-contaminated debris is dumped from roll-off boxes or dump trucks, and then this debris is promptly transferred from the tank to a macroencapsulation unit by a backhoe.

(A) During those periods of time when the material transfer activity is occurring, the tank may be operated without a cover.

(B) At all other times, air emissions from the tank must be controlled in accordance with the provisions specified in 40 CFR part 67, subpart 00—National Emission Standards for Tanks—Level 1.

(d) Owners and operators controlling air emissions from a tank using Tank Level 2 controls shall use one of the following tanks:

(1) A fixed-roof tank equipped with an internal floating roof in accordance with the requirements specified in paragraph (e) of this section;

(2) A tank equipped with an external floating roof in accordance with the requirements specified in paragraph (f) of this section;

(3) A tank vented through a closed-vent system to a control device in accordance with the requirements specified in paragraph (g) of this section;

(4) A pressure tank designed and operated in accordance with the requirements specified in paragraph (h) of this section; or

(5) A tank located inside an enclosure that is vented through a closed-vent system to an enclosed combustion control device in accordance with the requirements specified in paragraph (i) of this section.

(e) The owner or operator who elects to control air emissions from a tank using a fixed-roof with an internal floating roof shall meet the requirements specified in paragraphs (e)(1) through (e)(3) of this section.

(1) The tank shall be equipped with a fixed roof and an internal floating roof

## Environmental Protection Agency

## § 63.685

in accordance with the following requirements:

(i) The internal floating roof shall be designed to float on the liquid surface except when the floating roof must be supported by the leg supports.

(ii) The internal floating roof shall be equipped with a continuous seal between the wall of the tank and the floating roof edge that meets either of the following requirements:

(A) A single continuous seal that is either a liquid-mounted seal or a metallic shoe seal, as defined in § 63.681 of this subpart; or

(B) Two continuous seals mounted one above the other. The lower seal may be a vapor-mounted seal.

(iii) The internal floating roof shall meet the following specifications:

(A) Each opening in a noncontact internal floating roof except for automatic bleeder vents (vacuum breaker vents) and the rim space vents is to provide a projection below the liquid surface.

(B) Each opening in the internal floating roof shall be equipped with a gasketed cover or a gasketed lid except for leg sleeves, automatic bleeder vents, rim space vents, column wells, ladder wells, sample wells, and stub drains.

(C) Each penetration of the internal floating roof for the purpose of sampling shall have a slit fabric cover that covers at least 90 percent of the opening.

(D) Each automatic bleeder vent and rim space vent shall be gasketed.

(E) Each penetration of the internal floating roof that allows for passage of a ladder shall have a gasketed sliding cover.

(F) Each penetration of the internal floating roof that allows for passage of a column supporting the fixed roof shall have a flexible fabric sleeve seal or a gasketed sliding cover.

(2) The owner or operator shall operate the tank in accordance with the following requirements:

(i) When the floating roof is resting on the leg supports, the process of filling, emptying, or refilling shall be continuous and shall be accomplished as soon as practical.

(ii) Automatic bleeder vents are to be set closed at all times when the roof is

floating, except when the roof is being floated off or is being landed on the leg supports.

(iii) Prior to filling the tank, each cover, access hatch, gauge float well or lid on any opening in the internal floating roof shall be bolted or fastened closed (i.e., no visible gaps). Rim space vents are to be set to open only when the internal floating roof is not floating or when the pressure beneath the rim exceeds the manufacturer's recommended setting.

(3) The owner or operator shall inspect the internal floating roof in accordance with the procedures specified in § 63.695(b) of this subpart.

(f) The owner or operator who elects to control tank emissions by using an external floating roof shall meet the requirements specified in paragraphs (f)(1) through (f)(3) of this section.

(1) The owner or operator shall design the external floating roof in accordance with the following requirements:

(i) The external floating roof shall be designed to float on the liquid surface except when the floating roof must be supported by the leg supports.

(ii) The floating roof shall be equipped with two continuous seals, one above the other, between the wall of the tank and the roof edge. The lower seal is referred to as the primary seal, and the upper seal is referred to as the secondary seal.

(A) The primary seal shall be a liquid-mounted seal or a metallic shoe seal, as defined in § 63.681 of this subpart. The total area of the gaps between the tank wall and the primary seal shall not exceed 212 square centimeters (cm<sup>2</sup>) per meter of tank diameter, and the width of any portion of these gaps shall not exceed 3.8 centimeters (cm). If a metallic shoe seal is used for the primary seal, the metallic shoe seal shall be designed so that one end extends into the liquid in the tank and the other end extends a vertical distance of at least 61 centimeters (24 inches) above the liquid surface.

(B) The secondary seal shall be mounted above the primary seal and cover the annular space between the floating roof and the wall of the tank. The total area of the gaps between the tank wall and the secondary seal shall

not exceed 21.2 square centimeters (cm<sup>2</sup>) per meter of tank diameter, and the width of any portion of these gaps shall not exceed 1.3 centimeters (cm).

(iii) The external floating roof shall meet the following specifications:

(A) Except for automatic bleeder vents (vacuum breaker vents) and rim space vents, each opening in a noncontact external floating roof shall provide a projection below the liquid surface.

(B) Except for automatic bleeder vents, rim space vents, roof drains, and leg sleeves, each opening in the roof shall be equipped with a gasketed cover, seal, or lid.

(C) Each access hatch and each gauge float wells shall be equipped with covers designed to be bolted or fastened when the cover is secured in the closed position.

(D) Each automatic bleeder vent and each rim space vents shall be equipped with a gasket.

(E) Each roof drain that empties into the liquid managed in the tank shall be equipped with a slotted membrane fabric cover that covers at least 90 percent of the area of the opening.

(F) Each unslotted and slotted guide pole well shall be equipped with a gasketed sliding cover or a flexible fabric sleeve seal.

(G) Each unslotted guide pole shall be equipped with a gasketed cap on the end of the pole.

(H) Each slotted guide pole shall be equipped with a gasketed float or other device which closes off the surface from the atmosphere.

(I) Each gauge hatch and each sample well shall be equipped with a gasketed cover.

(2) The owner or operator shall operate the tank in accordance with the following requirements:

(i) When the floating roof is resting on the leg supports, the process of filling, emptying, or refilling shall be continuous and shall be accomplished as soon as practical.

(ii) Except for automatic bleeder vents, rim space vents, roof drains, and leg sleeves, each opening in the roof shall be secured and maintained in a closed position at all times except when the closure device must be open for access.

(iii) Covers on each access hatch and each gauge float well shall be bolted or fastened when secured in the closed position.

(iv) Automatic bleeder vents shall be set closed at all times when the roof is floating, except when the roof is being floated off or is being landed on the leg supports.

(v) Rim space vents shall be set to open only at those times that the roof is being floated off the roof leg supports or when the pressure beneath the rim seal exceeds the manufacturer's recommended setting.

(vi) The cap on the end of each unslotted guide pole shall be secured in the closed position at all times except when measuring the level or collecting samples of the liquid in the tank.

(vii) The cover on each gauge hatch or sample well shall be secured in the closed position at all times except when the hatch or well must be opened for access.

(viii) Both the primary seal and the secondary seal shall completely cover the annular space between the external floating roof and the wall of the tank in a continuous fashion except during inspections.

(3) The owner or operator shall inspect the external floating roof in accordance with the procedures specified in § 63.695(b) of this subpart.

(g) The owner or operator who controls tank air emissions by venting to a control device shall meet the requirements specified in paragraphs (g)(1) through (g)(3) of this section.

(1) The tank shall be covered by a fixed roof and vented directly through a closed-vent system to a control device in accordance with the following requirements:

(i) The fixed roof and its closure devices shall be designed to form a continuous barrier over the entire surface area of the liquid in the tank.

(ii) Each opening in the fixed roof not vented to the control device shall be equipped with a closure device. If the pressure in the vapor headspace underneath the fixed roof is less than atmospheric pressure when the control device is operating, the closure devices shall be designed to operate such that when the closure device is secured in the closed position there are no visible



cracks, holes, gaps, or other open spaces in the closure device or between the perimeter of the cover opening and the closure device. If the pressure in the vapor headspace underneath the fixed roof is equal to or greater than atmospheric pressure when the control device is operating, the closure device shall be designed to operate with no detectable organic emissions.

(iii) The fixed roof and its closure devices shall be made of suitable materials that will minimize exposure of the off-site material to the atmosphere, to the extent practical, and will maintain the integrity of the equipment throughout its intended service life. Factors to be considered when selecting the materials for and designing the fixed roof and closure devices shall include: organic vapor permeability, the effects of any contact with the liquid and its vapor managed in the tank; the effects of outdoor exposure to wind, moisture, and sunlight; and the operating practices used for the tank on which the fixed roof is installed.

(iv) The closed-vent system and control device shall be designed and operated in accordance with the requirements of § 63.693 of this subpart.

(2) Whenever an off-site material is in the tank, the fixed roof shall be installed with each closure device secured in the closed position and the vapor headspace underneath the fixed roof vented to the control device except as follows:

(i) Venting to the control device is not required, and opening of closure devices or removal of the fixed roof is allowed at the following times:

(A) To provide access to the tank for performing routine inspection, maintenance, or other activities needed for normal operations. Examples of such activities include those times when a worker needs to open a port to sample liquid in the tank, or when a worker needs to open a hatch to maintain or repair equipment. Following completion of the activity, the owner or operator shall promptly secure the closure device in the closed position or re-install the cover, as applicable, to the tank.

(B) To remove accumulated sludge or other residues from the bottom of the tank.

(ii) Opening of a safety device, as defined in § 63.681 of this subpart, is allowed at any time conditions require it to do so to avoid an unsafe condition.

(3) The owner or operator shall inspect and monitor the air emission control equipment in accordance with the procedures specified in § 63.695 of this subpart.

(h) The owner or operator who elects to control tank air emissions by using a pressure tank shall meet the following requirements.

(1) The tank shall be designed not to vent to the atmosphere as a result of compression of the vapor headspace in the tank during filling of the tank to its design capacity.

(2) All tank openings shall be equipped with closure devices designed to operate with no detectable organic emissions as determined using the procedure specified in § 63.694(k) of this subpart.

(3) Whenever an off-site material is in the tank, the tank shall be operated as a closed system that does not vent to the atmosphere except under either of the following conditions as specified in paragraph (h)(3)(i) or (h)(3)(ii) of this section.

(i) At those times when opening of a safety device, as defined in § 63.681 of this subpart, is required to avoid an unsafe condition.

(ii) At those times when purging of inerts from the tank is required and the purge stream is routed to a closed-vent system and control device designed and operated in accordance with the requirements of § 63.693 of this subpart.

(i) The owner or operator who elects to control air emissions by using an enclosure vented through a closed-vent system to an enclosed combustion control device shall meet the requirements specified in paragraphs (i)(1) through (4) of this section.

(1) The tank shall be located inside an enclosure. The enclosure shall be designed and operated in accordance with the criteria for a permanent total enclosure as specified in "Procedure T—Criteria for and Verification of a Permanent or Temporary Total Enclosure" under 40 CFR 52.741, Appendix B. The enclosure may have permanent or temporary openings to allow worker

## § 63.686

access; passage of material into or out of the enclosure by conveyor, vehicles, or other mechanical means; entry of permanent mechanical or electrical equipment; or to direct airflow into the enclosure. The owner or operator shall perform the verification procedure for the enclosure as specified in Section 5.0 to "Procedure T—Criteria for and Verification of a Permanent or Temporary Total Enclosure" initially when the enclosure is first installed and, thereafter, annually.

(2) The enclosure shall be vented through a closed-vent system to an enclosed combustion control device that is designed and operated in accordance with the standards for either a vapor incinerator, boiler, or process heater specified in § 63.693 of this subpart.

(3) Opening of a safety device, as defined in § 63.681 of this subpart, is allowed at any time conditions require it to do so to avoid an unsafe condition.

(4) The owner or operator shall inspect and monitor the closed-vent system and control device as specified in § 63.693.

[61 FR 34158, July 1, 1996, as amended at 64 FR 38968, July 20, 1999; 66 FR 1266, Jan. 8, 2001]

## § 63.686 Standards: Oil-water and organic-water separators.

(a) The provisions of this section apply to the control of air emissions from oil-water separators and organic-water separators for which § 63.683(b)(1)(i) of this subpart references the use of this section for such air emission control.

(b) The owner or operator shall control air emissions from each separator subject to this section by using one of the following:

(1) A floating roof in accordance with all applicable provisions specified in 40 CFR 63 subpart VV—National Emission Standards for Oil-Water Separators and Organic-Water Separators. For portions of the separator where it is infeasible to install and operate a floating roof, such as over a weir mechanism, the owner or operator shall comply with the requirements specified in paragraph (b)(2) of this section.

(2) A fixed-roof that is vented through a closed-vent system to a control device in accordance with all ap-

## 40 CFR Ch. I (7–1–07 Edition)

plicable provisions specified in 40 CFR 63 subpart VV—National Emission Standards for Oil-Water Separators and Organic-Water Separators.

(3) A pressurized separator that operates as a closed system in accordance with all applicable provisions specified in 40 CFR part 63, subpart VV—National Emission Standards for Oil-Water Separators and Organic-Water Separators.

[61 FR 34158, July 1, 1996, as amended at 64 FR 38969, July 20, 1999]

## § 63.687 Standards: Surface impoundments.

(a) The provisions of this section apply to the control of air emissions from surface impoundments for which § 63.683(b)(1)(i) of this subpart references the use of this section for such air emission control.

(b) The owner or operator shall control air emissions from each surface impoundment subject to this section by using one of the following:

(1) A floating membrane cover in accordance with the applicable provisions specified in 40 CFR 63 subpart QQ—National Emission Standards for Surface Impoundments; or

(2) A cover that is vented through a closed-vent system to a control device in accordance with all applicable provisions specified in 40 CFR 63 subpart QQ—National Emission Standards for Surface Impoundments.

[61 FR 34158, July 1, 1996, as amended at 64 FR 38969, July 20, 1999]

## § 63.688 Standards: Containers.

(a) The provisions of this section apply to the control of air emissions from containers for which § 63.683(b)(1)(i) of this subpart references the use of this section for such air emission control.

(b) The owner or operator shall control air emissions from each container subject to this section in accordance with the following requirements, as applicable to the container, except when the special provisions for waste stabilization processes specified in paragraph (c) of this section apply to the container.

(1) For a container having a design capacity greater than 0.1 m<sup>3</sup> and less

than or equal to 0.46 m<sup>3</sup>, the owner or operator must control air emissions from the container in accordance with the requirements in either paragraph (b)(1)(i) or (b)(1)(ii) of this section.

(i) The owner or operator controls air emissions from the container in accordance with the standards for Container Level 1 controls as specified in 40 CFR part 63, subpart PP—National Emission Standards for Containers.

(ii) As an alternative to meeting the requirements in paragraph (b)(1)(i) of this section, an owner or operator may choose to control air emissions from the container in accordance with the standards for either Container Level 2 controls or Container Level 3 controls as specified in subpart PP of this part 63—National Emission Standards for Containers.

(2) For a container having a design capacity greater than 0.46 m<sup>3</sup> and the container is not in light-material service as defined in § 63.681 of this subpart, the owner or operator must control air emissions from the container in accordance with the requirements in either paragraph (b)(1)(i) or (b)(1)(ii) of this section.

(3) For a container having a design capacity greater than 0.46 m<sup>3</sup> and the container is in light-material service as defined in § 63.681 of this subpart, the owner or operator must control air emissions from the container in accordance with the requirements in either paragraph (b)(3)(i) or (b)(3)(ii) of this section.

(i) The owner or operator controls air emissions from the container in accordance with the standards for Container Level 2 controls as specified in 40 CFR part 63, subpart PP—National Emission Standards for Containers.

(ii) As an alternative to meeting the requirements in paragraph (b)(3)(i) of this section, an owner or operator may choose to control air emissions from the container in accordance with the standards for Container Level 3 controls as specified in 40 CFR part 63, subpart PP—National Emission Standards for Containers.

(c) When a container subject to this subpart and having a design capacity greater than 0.1 m<sup>3</sup> is used for treatment of an off-site material by a waste stabilization process as defined in

§ 63.681 of this subpart, the owner or operator shall control air emissions from the container at those times during the process when the off-site material in the container is exposed to the atmosphere in accordance with the standards for Container Level 3 controls as specified in 40 CFR part 63, subpart PP—National Emission Standards for Containers.

[61 FR 34158, July 1, 1996, as amended at 64 FR 38969, July 20, 1999]

#### § 63.689 Standards: Transfer systems.

(a) The provisions of this section apply to the control of air emissions from transfer systems for which § 63.683(b)(1)(i) of this subpart references the use of this section for such air emission control.

(b) For each transfer system that is subject to this section and is an individual drain system, the owner or operator shall control air emissions in accordance with the standards specified in 40 CFR part 63, subpart RR—National Emission Standards for Individual Drain Systems.

(c) For each transfer system that is subject to this section but is not an individual drain system, the owner or operator shall control air emissions by using one of the transfer systems specified in paragraphs (c)(1) through (c)(3) of this section.

(1) A transfer system that uses covers in accordance with the requirements specified in paragraph (d) of this section.

(2) A transfer system that consists of continuous hard-piping. All joints or seams between the pipe sections shall be permanently or semi-permanently sealed (e.g., a welded joint between two sections of metal pipe or a bolted and gasketed flange).

(3) A transfer system that is enclosed and vented through a closed-vent system to a control device in accordance with the requirements specified in paragraphs (c)(3)(i) and (c)(3)(ii) of this section.

(i) The transfer system is designed and operated such that an internal pressure in the vapor headspace in the enclosure is maintained at a level less than atmospheric pressure when the control device is operating, and

(ii) The closed-vent system and control device are designed and operated in accordance with the requirements of § 63.693 of this subpart.

(d) Owners and operators controlling air emissions from a transfer system using covers in accordance with the provisions of paragraph (c)(1) of this section shall meet the requirements specified in paragraphs (d)(1) through (d)(6) of this section.

(1) The cover and its closure devices shall be designed to form a continuous barrier over the entire surface area of the off-site material as it is conveyed by the transfer system except for the openings at the inlet and outlet to the transfer system through which the off-site material passes. The inlet and outlet openings used for passage of the off-site material through the transfer system shall be the minimum size required for practical operation of the transfer system.

(2) The cover shall be installed in a manner such that there are no visible cracks, holes, gaps, or other open spaces between cover section joints or between the interface of the cover edge and its mounting.

(3) Except for the inlet and outlet openings to the transfer system through which the off-site material passes, each opening in the cover shall be equipped with a closure device designed to operate such that when the closure device is secured in the closed position there are no visible cracks, holes, gaps, or other open spaces in the closure device or between the perimeter of the opening and the closure device.

(4) The cover and its closure devices shall be made of suitable materials that will minimize exposure of the off-site material to the atmosphere, to the extent practical, and will maintain the integrity of the equipment throughout its intended service life. Factors to be considered when selecting the materials for and designing the cover and closure devices shall include: organic vapor permeability; the effects of any contact with the material or its vapors conveyed in the transfer system; the effects of outdoor exposure to wind, moisture, and sunlight; and the operating practices used for the transfer system on which the cover is installed.

(5) Whenever an off-site material is in the transfer system, the cover shall be installed with each closure device secured in the closed position except as specified in paragraph (d)(5)(i) or (d)(5)(ii) of this section.

(i) Opening of closure devices or removal of the cover is allowed to provide access to the transfer system for performing routine inspection, maintenance, repair, or other activities needed for normal operations. Examples of such activities include those times when a worker needs to open a hatch or remove the cover to repair conveyance equipment mounted under the cover or to clear a blockage of material inside the system. Following completion of the activity, the owner or operator shall promptly secure the closure device in the closed position or reinstall the cover, as applicable.

(ii) Opening of a safety device, as defined in § 63.681 of this subpart, is allowed at any time conditions require it to do so to avoid an unsafe condition.

(6) The owner or operator shall inspect the air emission control equipment in accordance with the requirements specified in § 63.695 of this subpart.

[61 FR 34158, July 1, 1996, as amended at 64 FR 38970, July 20, 1999]

**§ 63.690 Standards: Process vents.**

(a) The provisions of this section apply to the control of air emissions from process vents for which § 63.683(c)(1)(i) of this subpart references the use of this section for such air emission control.

(b) The owner or operator must route the vent stream from each affected process vent through a closed-vent system to a control device that meets the standards specified in § 63.693 of this subpart. For the purpose of complying with this paragraph (b), a primary condenser is not a control device; however, a second condenser or other organic recovery device that is operated downstream of the primary condenser is considered a control device.

[64 FR 38970, July 20, 1999]

**§ 63.691 Standards: Equipment leaks.**

(a) The provisions of this section apply to the control of air emissions

from equipment leaks for which § 63.683(d) references the use of this section for such air emissions control.

(b) The owner or operator shall control the HAP emitted from equipment leaks in accordance with the applicable provisions specified in either paragraph (b)(1) or (b)(2) of this section.

(1) The owner or operator controls the HAP emitted from equipment leaks in accordance with § 61.242 through § 61.247 in 40 CFR part 61, subpart V—National Emission Standards for Equipment Leaks; or

(2) The owner or operator controls the HAP emitted from equipment leaks in accordance with § 63.162 through § 63.182 in subpart H—National Emission Standards for Organic Hazardous Air Pollutants from Equipment Leaks.

[64 FR 38970, July 20, 1999, as amended at 66 FR 1266, Jan. 8, 2001]

#### § 63.692 [Reserved]

#### § 63.693 Standards: Closed-vent systems and control devices.

(a) The provisions of this section apply to closed-vent systems and control devices used to control air emissions for which another standard references the use of this section for such air emission control.

(b) For each closed-vent system and control device used to comply with this section, the owner or operator shall meet the following requirements:

(1) The owner or operator must use a closed-vent system that meets the requirements specified in paragraph (c) of this section.

(2) The owner or operator must use a control device that meets the requirements specified in paragraphs (d) through (h) of this section as applicable to the type and design of the control device selected by the owner or operator to comply with the provisions of this section.

(3) Whenever gases or vapors containing HAP are vented through a closed-vent system connected to a control device used to comply with this section, the control device must be operating except at those times listed in either paragraph (b)(3)(i) or (b)(3)(ii) of this section.

(i) The control device may be bypassed for the purpose of performing

planned routine maintenance of the closed-vent system or control device in situations when the routine maintenance cannot be performed during periods that the emission point vented to the control device is shutdown. On an annual basis, the total time that the closed-vent system or control device is bypassed to perform routine maintenance shall not exceed 240 hours per each calendar year.

(ii) The control device may be bypassed for the purpose of correcting a malfunction of the closed-vent system or control device. The owner or operator shall perform the adjustments or repairs necessary to correct the malfunction as soon as practicable after the malfunction is detected.

(4) The owner or operator must inspect and monitor each closed-vent system in accordance with the requirements specified in either paragraph (b)(4)(i) or (b)(4)(ii) of this section.

(i) The owner or operator inspects and monitors the closed-vent system in accordance with the requirements specified in § 63.695(c) of this subpart, and complies with the applicable recordkeeping requirements in § 63.696 of this subpart and the applicable reporting requirements in § 63.697 of this subpart.

(ii) As an alternative to meeting the requirements specified in paragraph (b)(4)(i) of this section, the owner or operator may choose to inspect and monitor the closed-vent system in accordance with the requirements under 40 CFR part 63, subpart H—National Emission Standards for Organic Hazardous Air Pollutants for Equipment Leaks as specified in 40 CFR 63.172(f) through (h), and complies with the applicable recordkeeping requirements in 40 CFR 63.181 and the applicable reporting requirements in 40 CFR 63.182.

(5) The owner or operator must monitor the operation of each control device in accordance with the requirements specified in paragraphs (d) through (h) of this section as applicable to the type and design of the control device selected by the owner or operator to comply with the provisions of this section.

(6) The owner or operator shall maintain records for each control device in accordance with the requirements of § 63.696 of this subpart.

(7) The owner or operator shall prepare and submit reports for each control device in accordance with the requirements of § 63.697 of this subpart.

(8) In the case when an owner or operator chooses to use a design analysis to demonstrate compliance of a control device with the applicable performance requirements specified in this section as provided for in paragraphs (d) through (g) of this section, the Administrator may request that the design analysis be revised or amended by the owner or operator to correct any deficiencies identified by the Administrator. If the owner or operator and the Administrator do not agree on the acceptability of using the design analysis (including any changes requested by the Administrator) to demonstrate that the control device achieves the applicable performance requirements, then the disagreement must be resolved using the results of a performance test conducted by the owner or operator in accordance with the requirements of § 63.694(l) of this subpart. The Administrator may choose to have an authorized representative observe the performance test conducted by the owner or operator. Should the results of this performance test not agree with the determination of control device performance based on the design analysis, then the results of the performance test will be used to establish compliance with this subpart.

(c) Closed-vent system requirements.

(1) The vent stream required to be controlled shall be conveyed to the control device by either of the following closed-vent systems:

(i) A closed-vent system that is designed to operate with no detectable organic emissions using the procedure specified in § 63.694(k) of this subpart; or

(ii) A closed-vent system that is designed to operate at a pressure below atmospheric pressure. The system shall be equipped with at least one pressure gage or other pressure measurement device that can be read from a readily accessible location to verify that negative pressure is being maintained in the closed-vent system when the control device is operating.

(2) In situations when the closed-vent system includes bypass devices that

could be used to divert a vent stream from the closed-vent system to the atmosphere at a point upstream of the control device inlet, each bypass device must be equipped with either a flow indicator as specified in paragraph (c)(2)(i) of this section or a seal or locking device as specified in paragraph (c)(2)(ii) of this section. For the purpose of complying with this paragraph (c)(2), low leg drains, high point bleeds, analyzer vents, open-ended valves or lines, or pressure relief valves needed for safety reasons are not subject to the requirements of this paragraph (c)(2).

(i) If a flow indicator is used, the indicator must be installed at the entrance to the bypass line used to divert the vent stream from the closed-vent system to the atmosphere. The flow indicator must indicate a reading at least once every 15 minutes. The owner or operator must maintain records of the following information: hourly records of whether the flow indicator was operating and whether flow was detected at any time during the hour; and records of all periods when flow is detected or the flow indicator is not operating.

(ii) If a seal or locking device is used to comply with paragraph (c)(2) of this section, the device shall be placed on the mechanism by which the bypass device position is controlled (*e.g.*, valve handle, damper lever) when the bypass device is in the closed position such that the bypass device cannot be opened without breaking the seal or removing the lock. Examples of such devices include, but are not limited to, a car-seal or a lock-and-key configuration valve.

(d) Carbon adsorption control device requirements.

(1) The carbon adsorption system must achieve the performance specifications in either paragraph (d)(1)(i) or (d)(1)(ii) of this section.

(i) Recover 95 percent or more, on a weight-basis, of the total organic compounds (TOC), less methane and ethane, contained in the vent stream entering the carbon adsorption system; or

(ii) Recover 95 percent or more, on a weight-basis, of the total HAP listed in Table 1 of this subpart contained in the

vent stream entering the carbon adsorption system.

(2) The owner or operator must demonstrate that the carbon adsorption system achieves the performance requirements in paragraph (d)(1) of this section by either performing a performance test as specified in paragraph (d)(2)(i) of this section or a design analysis as specified in paragraph (d)(2)(ii) of this section.

(i) An owner or operator choosing to use a performance test to demonstrate compliance must conduct the test in accordance with the requirements of § 63.694(l) of this subpart.

(ii) An owner or operator choosing to use a design analysis to demonstrate compliance must include as part of this design analysis the information specified in either paragraph (d)(2)(ii)(A) or (d)(2)(ii)(B) of this section as applicable to the carbon adsorption system design.

(A) For a regenerable carbon adsorption system, the design analysis shall address the vent stream composition, constituent concentrations, flow rate, relative humidity, and temperature and shall establish the design exhaust vent stream organic compound concentration, adsorption cycle time, number and capacity of carbon beds, type and working capacity of activated carbon used for carbon beds, design total regeneration steam flow over the period of each complete carbon bed regeneration cycle, design carbon bed temperature after regeneration, design carbon bed regeneration time, and design service life of the carbon.

(B) For a nonregenerable carbon adsorption system (e.g., a carbon canister), the design analysis shall address the vent stream composition, constituent concentrations, flow rate, relative humidity, and temperature and shall establish the design exhaust vent stream organic compound concentration, carbon bed capacity, activated carbon type and working capacity, and design carbon replacement interval based on the total carbon working capacity of the control device and emission point operating schedule.

(3) The owner or operator must monitor the operation of the carbon adsorption system in accordance with the requirements of § 63.695(e) using one of

the continuous monitoring systems specified in paragraphs (d)(3)(i) through (iii) of this section. Monitoring the operation of a nonregenerable carbon adsorption system (e.g., a carbon canister) using a continuous monitoring system is not required when the carbon canister or the carbon in the control device is replaced on a regular basis according to the requirements in paragraph (d)(4)(iii) of this section.

(i) For a regenerative-type carbon adsorption system:

(A) A continuous parameter monitoring system to measure and record the average total regeneration stream mass flow or volumetric flow during each carbon bed regeneration cycle. The integrating regenerating stream flow monitoring device must have an accuracy of  $\pm 10$  percent; and

(B) A continuous parameter monitoring system to measure and record the average carbon bed temperature for the duration of the carbon bed steaming cycle and to measure the actual carbon bed temperature after regeneration and within 15 minutes of completing the cooling cycle. The accuracy of the temperature monitoring device must be  $\pm 1$  percent of the temperature being measured, expressed in degrees Celsius or  $\pm 5$  °C, whichever is greater.

(ii) A continuous monitoring system to measure and record the daily average concentration level of organic compounds in the exhaust gas stream from the control device. The organic monitoring system must comply either with Performance Specification 8 or 9 in 40 CFR part 60, appendix B. The relative accuracy provision of Performance Specification 8, Sections 2.4 and 3 need not be conducted.

(iii) A continuous monitoring system that measures other alternative operating parameters upon approval of the Administrator as specified in 40 CFR 63.8(f)(1) through (f)(5) of this part.

(4) The owner or operator shall manage the carbon used for the carbon adsorption system, as follows:

(i) Following the initial startup of the control device, all carbon in the control device shall be replaced with fresh carbon on a regular, predetermined time interval that is no longer than the carbon service life established for the carbon adsorption system. The

provisions of this paragraph (d)(4)(i) do not apply to a nonregenerable carbon adsorption system (*e.g.*, a carbon canister) for which the carbon canister or the carbon in the control device is replaced on a regular basis according to the requirements in paragraph (d)(4)(iii) of this section.

(ii) The spent carbon removed from the carbon adsorption system must be either regenerated, reactivated, or burned in one of the units specified in paragraphs (d)(4)(ii)(A) through (d)(4)(ii)(G) of this section.

(A) Regenerated or reactivated in a thermal treatment unit for which the owner or operator has been issued a final permit under 40 CFR part 270 that implements the requirements of 40 CFR part 264, subpart X.

(B) Regenerated or reactivated in a thermal treatment unit equipped with and operating air emission controls in accordance with this section.

(C) Regenerated or reactivated in a thermal treatment unit equipped with and operating organic air emission controls in accordance with a national emission standard for hazardous air pollutants under another subpart in 40 CFR part 63 or 40 CFR part 61.

(D) Burned in a hazardous waste incinerator for which the owner or operator has been issued a final permit under 40 CFR part 270 that implements the requirements of 40 CFR part 264, subpart O.

(E) Burned in a hazardous waste incinerator for which the owner or operator has designed and operates the incinerator in accordance with the interim status requirements of 40 CFR part 265, subpart O.

(F) Burned in a boiler or industrial furnace for which the owner or operator has been issued a final permit under 40 CFR part 270 that implements the requirements of 40 CFR part 266, subpart H.

(G) Burned in a boiler or industrial furnace for which the owner or operator has designed and operates the unit in accordance with the interim status requirements of 40 CFR part 266, subpart H.

(iii) As an alternative to meeting the requirements in paragraphs (d)(3) and (d)(4)(i) of this section, an owner or operator of a nonregenerable carbon ad-

sorption system may choose to replace on a regular basis the carbon canister or the carbon in the control device using the procedures in either paragraph (d)(4)(iii)(A) or (d)(4)(iii)(B) of this section. For the purpose of complying with this paragraph (d)(4)(iii), a nonregenerable carbon adsorption system means a carbon adsorption system that does not regenerate the carbon bed directly onsite in the control device, such as a carbon canister. The spent carbon removed from the nonregenerable carbon adsorption system must be managed according to the requirements in paragraph (d)(4)(ii) of this section.

(A) Monitor the concentration level of the organic compounds in the exhaust vent from the carbon adsorption system on a regular schedule, and when carbon breakthrough is indicated, immediately replace either the existing carbon canister with a new carbon canister or replace the existing carbon in the control device with fresh carbon. Measurement of the concentration level of the organic compounds in the exhaust vent stream must be made with a detection instrument that is appropriate for the composition of organic constituents in the vent stream and is routinely calibrated to measure the organic concentration level expected to occur at breakthrough. The monitoring frequency must be daily or at an interval no greater than 20 percent of the time required to consume the total carbon working capacity established as a requirement of paragraph (d)(2)(ii)(B) of this section, whichever is longer.

(B) Replace either the existing carbon canister with a new carbon canister or replace the existing carbon in the control device with fresh carbon at a regular, predetermined time interval that is less than the design carbon replacement interval established as a requirement of paragraph (d)(2)(ii)(B) of this section.

(e) Condenser control device requirements.

(1) The condenser must achieve the performance specifications in either paragraph (e)(1)(i) or (e)(1)(ii) of this section.



(i) Recover 95 percent or more, on a weight-basis, of the total organic compounds (TOC), less methane and ethane, contained in the vent stream entering the condenser; or

(ii) Recover 95 percent or more, on a weight-basis, of the total HAP, listed in Table 1 of this subpart, contained in the vent stream entering the condenser.

(2) The owner or operator must demonstrate that the condenser achieves the performance requirements in paragraph (e)(1) of this section by either performing a performance test as specified in paragraph (e)(2)(i) of this section or a design analysis as specified in paragraph (e)(2)(ii) of this section.

(i) An owner or operator choosing to use a performance test to demonstrate compliance must conduct the test in accordance with the requirements of § 63.694(l) of this subpart.

(ii) An owner or operator choosing to use a design analysis to demonstrate compliance must include as part of this design analysis the following information: description of the vent stream composition, constituent concentrations, flow rate, relative humidity, and temperature; and specification of the design outlet organic compound concentration level, design average temperature of the condenser exhaust vent stream, and the design average temperatures of the coolant fluid at the condenser inlet and outlet.

(3) The owner or operator must monitor the operation of the condenser in accordance with the requirements of § 63.695(e) of this subpart using one of the continuous monitoring systems specified in paragraphs (e)(3)(i) through (e)(3)(iii) of this section.

(i) A continuous parameter monitoring system to measure and record the daily average temperature of the exhaust gases from the control device. The accuracy of the temperature monitoring device shall be  $\pm 1$  percent of the temperature being measured, expressed in degrees Celsius or  $\pm 5$  °C, whichever is greater.

(ii) A continuous monitoring system to measure and record the daily average concentration level of organic compounds in the exhaust gas stream from the control device. The organic monitoring system must comply either with

Performance Specification 8 or 9 in 40 CFR part 60, appendix B. The relative accuracy provision of Performance Specification 8, Sections 2.4 and 3 need not be conducted.

(iii) A continuous monitoring system that measures other alternative operating parameters upon approval of the Administrator as specified in 40 CFR 63.8(f)(1) through (f)(5) of this part.

(f) Vapor incinerator control device requirements.

(1) The vapor incinerator must achieve the performance specifications in either paragraph (f)(1)(i), (f)(1)(ii), or (f)(1)(iii) of this section.

(i) Destroy the total organic compounds (TOC), less methane and ethane, contained in the vent stream entering the vapor incinerator either:

(A) By 95 percent or more, on a weight-basis, or

(B) To achieve a total incinerator outlet concentration for the TOC, less methane and ethane, of less than or equal to ppmv on a dry basis corrected to 3 percent oxygen.

(ii) Destroy the HAP listed in Table 1 of this subpart contained in the vent stream entering the vapor incinerator either:

(A) By 95 percent or more, on a total HAP weight-basis, or

(B) To achieve a total incinerator outlet concentration for the HAP, listed in Table 1 of this subpart, of less than or equal to ppmv on a dry basis corrected to 3 percent oxygen.

(iii) Maintain the conditions in the vapor incinerator combustion chamber at a residence time of 0.5 seconds or longer and at a temperature of 760°C or higher.

(2) The owner or operator must demonstrate that the vapor incinerator achieves the performance requirements in paragraph (f)(1) of this section by either performing a performance test as specified in paragraph (f)(2)(i) of this section or a design analysis as specified in paragraph (f)(2)(ii) of this section.

(i) An owner or operator choosing to use a performance test to demonstrate compliance must conduct the test in accordance with the requirements of § 63.694(l) of this subpart.

(ii) An owner or operator choosing to use a design analysis to demonstrate compliance must include as part of this

design analysis the information specified in either paragraph (f)(2)(ii)(A) or (f)(2)(ii)(B) of this section as applicable to the vapor incinerator design.

(A) For a thermal vapor incinerator, the design analysis shall address the vent stream composition, constituent concentrations, and flow rate and shall establish the design minimum and average temperatures in the combustion chamber and the combustion chamber residence time.

(B) For a catalytic vapor incinerator, the design analysis shall address the vent stream composition, constituent concentrations, and flow rate and shall establish the design minimum and average temperatures across the catalyst bed inlet and outlet, and the design service life of the catalyst.

(3) The owner or operator must monitor the operation of the vapor incinerator in accordance with the requirements of § 63.695(e) of this subpart using one of the continuous monitoring systems specified in paragraphs (f)(3)(i) through (f)(3)(iv) of this section as applicable to the type of vapor incinerator used.

(i) For a thermal vapor incinerator, a continuous parameter monitoring system to measure and record the daily average temperature of the exhaust gases from the control device. The accuracy of the temperature monitoring device must be  $\pm 1$  percent of the temperature being measured, expressed in degrees Celsius of  $\pm 0.5$  °C, whichever is greater.

(ii) For a catalytic vapor incinerator, a temperature monitoring device capable of monitoring temperature at two locations equipped with a continuous recorder. One temperature sensor shall be installed in the vent stream at the nearest feasible point to the catalyst bed inlet and a second temperature sensor shall be installed in the vent stream at the nearest feasible point to the catalyst bed outlet.

(iii) For either type of vapor incinerator, a continuous monitoring system to measure and record the daily average concentration of organic compounds in the exhaust vent stream from the control device. The organic monitoring system must comply either with Performance Specification 8 or 9 in 40 CFR part 60, appendix B. The rel-

ative accuracy provision of Performance Specification 8, Sections 2.4 and 3 need not be conducted.

(iv) For either type of vapor incinerator, a continuous monitoring system that measures alternative operating parameters other than those specified in paragraph (f)(3)(i) or (f)(3)(ii) of this section upon approval of the Administrator as specified in 40 CFR 63.8(f)(1) through (f)(5) of this part.

(g) Boilers and process heaters control device requirements.

(1) The boiler or process heater must achieve the performance specifications in either paragraph (g)(1)(i), (g)(1)(ii), (g)(1)(iii), (g)(1)(iv), or (g)(1)(v) of this section.

(i) Destroy the total organic compounds (TOC), less methane and ethane, contained in the vent stream introduced into the flame zone of the boiler or process heater either:

(A) By 95 percent or more, on a weight-basis, or

(B) To achieve in the exhausted combustion gases a total concentration for the TOC, less methane and ethane, of less than or equal to 20 parts ppmv on a dry basis corrected to 3 percent oxygen.

(ii) Destroy the HAP listed in Table 1 of this subpart contained in the vent stream entering the vapor incinerator either:

(A) By 95 percent or more, on a total HAP weight-basis, or

(B) To achieve in the exhausted combustion gases a total concentration for the HAP, listed in Table 1 of the subpart, of less than or equal to 20 ppmv on a dry basis corrected to 3 percent oxygen.

(iii) Introduce the vent stream into the flame zone of the boiler or process heater and maintain the conditions in the combustion chamber at a residence time of 0.5 seconds or longer and at a temperature of 760°C or higher.

(iv) Introduce the vent stream with the fuel that provides the predominate heat input to the boiler or process heater (i.e., the primary fuel); or

(v) Introduce the vent stream to a boiler or process heater for which the owner or operator either has been issued a final permit under 40 CFR part 270 and complies with the requirements of 40 CFR part 266, subpart H of this

chapter; or has certified compliance with the interim status requirements of 40 CFR part 266, subpart H of this chapter.

(2) The owner or operator must demonstrate that the boiler or process heater achieves the performance specifications in paragraph (g)(1) of this section chosen by the owner or operator using the applicable method specified in paragraph (g)(2)(i) or (g)(2)(ii) of this section.

(i) If an owner or operator chooses to comply with the performance specifications in either paragraph (g)(1)(i), (g)(1)(ii), or (g)(1)(iii) of this section, the owner or operator must demonstrate compliance with the applicable performance specifications by either performing a performance test as specified in paragraph (g)(2)(i)(A) of this section or a design analysis as specified in paragraph (g)(2)(i)(B) of this section.

(A) An owner or operator choosing to use a performance test to demonstrate compliance must conduct the test in accordance with the requirements of § 63.694(l) of this subpart.

(B) An owner or operator choosing to use a design analysis to demonstrate compliance must include as part of this design analysis the following information: description of the vent stream composition, constituent concentrations, and flow rate; specification of the design minimum and average flame zone temperatures and combustion zone residence time; and description of the method and location by which the vent stream is introduced into the flame zone.

(ii) If an owner or operator chooses to comply with the performance specifications in either paragraph (g)(1)(iv) or (g)(1)(v) of this section, the owner or operator must demonstrate compliance by maintaining the records that document that the boiler or process heater is designed and operated in accordance with the applicable requirements of this section.

(3) For a boiler or process heater complying with the performance specifications in either paragraph (g)(1)(i), (g)(1)(ii), or (g)(1)(iii) of this section, the owner or operator must monitor the operation of a boiler or process heater in accordance with the require-

ments of § 63.695(e) of this subpart using one of the continuous monitoring systems specified in paragraphs (g)(3)(i) through (g)(3)(iii) of this section.

(i) A continuous parameter monitoring system to measure and record the daily average combustion zone temperature. The accuracy of the temperature sensor must be  $\pm 1$  percent of the temperature being measured, expressed in degrees Celsius or  $\pm 0.5$  °C, whichever is greater;

(ii) A continuous monitoring system to measure and record the daily average concentration of organic compounds in the exhaust vent stream from the control device. The organic monitoring system must comply either with Performance Specification 8 or 9 in 40 CFR part 60, appendix B. The relative accuracy provision of Performance Specification 8, Sections 2.4 and 3 need not be conducted.

(iii) A continuous monitoring system that measures alternative operating parameters other than those specified in paragraph (g)(3)(i) or (g)(3)(ii) of this section upon approval of the Administrator as specified in 40 CFR 63.8(f)(1) through (f)(5) of this part.

(h) Flare control device requirements.

(1) The flare must be designed and operated in accordance with the requirements in 40 CFR 63.11(b).

(2) The owner or operator must demonstrate that the flare achieves the requirements in paragraph (h)(1) of this section by performing the procedures specified in paragraph (h)(2)(i) of this section. A previous compliance demonstration for the flare that meets all of the conditions specified in paragraph (h)(2)(ii) of this section may be used by an owner or operator to demonstrate compliance with this paragraph (h)(2).

(i) To demonstrate that a flare achieves the requirements in paragraph (h)(1) of this section, the owner or operator performs all of the procedures specified in paragraphs (h)(2)(i)(A) through (h)(2)(i)(C) of this section.

(A) The owner or operator conducts a visible emission test for the flare in accordance with the requirements specified in 40 CFR 63.11(b)(4).

(B) The owner or operator determines the net heating value of the gas being combusted in the flare in accordance

with the requirements specified in 40 CFR 63.11(b)(6); and

(C) The owner or operator determines the flare exit velocity in accordance with the requirements applicable to the flare design as specified in 40 CFR 63.11(b)(7) or 40 CFR 63.11(b)(8).

(ii) A previous compliance demonstration for the flare may be used by an owner or operator to demonstrate compliance with paragraph (h)(2) of this section provided that all conditions for the compliance determination and subsequent flare operation are met as specified in paragraphs (h)(2)(ii)(A) and (h)(2)(ii)(B) of this section.

(A) The owner or operator conducted the compliance determination using the procedures specified in paragraph (h)(2)(i) of this section.

(B) No flare operating parameter or process changes have occurred since completion of the compliance determination which could affect the compliance determination results.

(3) The owner or operator must monitor the operation of the flare using a heat sensing monitoring device (including but not limited to a thermocouple, ultraviolet beam sensor, or infrared sensor) that continuously detects the presence of a pilot flame. The owner or operator must record, for each 1-hour period, whether the monitor was continuously operating and whether a pilot flame was continuously present during each hour as required in § 63.696(b)(3) of this subpart.

[64 FR 38970, July 20, 1999, as amended at 66 FR 1266, Jan. 8, 2001; 68 FR 37351, June 23, 2003]

**§ 63.694 Testing methods and procedures.**

(a) This section specifies the testing methods and procedures required for this subpart to perform the following:

(1) To determine the average VOHAP concentration for off-site material streams at the point-of-delivery for compliance with standards specified § 63.683 of this subpart, the testing methods and procedures are specified in paragraph (b) of this section.

(2) To determine the average VOHAP concentration for treated off-site material streams at the point-of-treatment for compliance with standards specified § 63.684 of this subpart, the testing

methods and procedures are specified in paragraph (c) of this section.

(3) To determine the treatment process VOHAP concentration limit ( $C_R$ ) for compliance with standards specified § 63.684 of this subpart, the testing methods and procedures are specified in paragraph (d) of this section.

(4) To determine treatment process required HAP removal rate (RMR) for compliance with standards specified § 63.684 of this subpart, the testing methods and procedures are specified in paragraph (e) of this section.

(5) To determine treatment process actual HAP removal rate (MR) for compliance with standards specified § 63.684 of this subpart, the testing methods and procedures are specified in paragraph (f) of this section.

(6) To determine treatment process required HAP reduction efficiency (R) for compliance with standards specified in § 63.684 of this subpart, the testing methods and procedures are specified in paragraph (g) of this section.

(7) To determine treatment process required HAP biodegradation efficiency ( $R_{bio}$ ) for compliance with standards specified in § 63.684 of this subpart, the testing methods and procedures are specified in paragraph (h) of this section.

(8) To determine treatment process required actual HAP mass removal rate ( $MR_{bio}$ ) for compliance with standards specified in § 63.684 of this subpart, the testing methods and procedures are specified in paragraph (i) of this section.

(9) To determine maximum organic HAP vapor pressure of off-site materials in tanks for compliance with the standards specified in § 63.685 of this subpart, the testing methods and procedures are specified in paragraph (j) of this section.

(10) To determine no detectable organic emissions, the testing methods and procedures are specified in paragraph (k) of this section.

(11) To determine closed-vent system and control device performance for compliance with the standards specified in § 63.693 of this subpart, the testing methods and procedures are specified in paragraph (l) of this section.

(12) To determine process vent stream flow rate and total organic

HAP concentration for compliance with the standards specified in § 63.693 of this subpart, the testing methods and procedures are specified in paragraph (m) of this section.

(b) Testing methods and procedures to determine average VOHAP concentration of an off-site material stream at the point-of-delivery.

(1) The average VOHAP concentration of an off-site material at the point-of-delivery shall be determined using either direct measurement as specified in paragraph (b)(2) of this section or by knowledge as specified in paragraph (b)(3) of this section.

(2) *Direct measurement to determine VOHAP concentration*—(i) *Sampling*. Samples of the off-site material stream shall be collected from the container, pipeline, or other device used to deliver the off-site material stream to the plant site in a manner such that volatilization of organics contained in the sample is minimized and an adequately representative sample is collected and maintained for analysis by the selected method.

(A) The averaging period to be used for determining the average VOHAP concentration for the off-site material stream on a mass-weighted average basis shall be designated and recorded. The averaging period can represent any time interval that the owner or operator determines is appropriate for the off-site material stream but shall not exceed 1 year.

(B) A sufficient number of samples, but no less than four samples, shall be collected to represent the complete range of HAP compositions and HAP quantities that occur in the off-site material stream during the entire averaging period due to normal variations in the operating conditions for the source or process generating the off-site material stream. Examples of such normal variations are seasonal variations in off-site material quantity or fluctuations in ambient temperature.

(C) All samples shall be collected and handled in accordance with written procedures prepared by the owner or operator and documented in a site sampling plan. This plan shall describe the procedure by which representative samples of the off-site material stream are collected such that a minimum loss

of organics occurs throughout the sample collection and handling process and by which sample integrity is maintained. A copy of the written sampling plan shall be maintained on-site in the plant site operating records. An example of an acceptable sampling plan includes a plan incorporating sample collection and handling procedures in accordance with the requirements specified in “Test Methods for Evaluating Solid Waste, Physical/Chemical Methods,” EPA Publication No. SW-846 or Method 25D in 40 CFR part 60, appendix A.

(ii) *Analysis*. Each collected sample must be prepared and analyzed in accordance with one of the following methods as applicable to the sampled off-site material for the purpose of measuring the HAP listed in Table 1 of this subpart:

(A) Method 305 in 40 CFR part 63, appendix A.

(B) Method 25D in 40 CFR part 60, appendix A.

(C) Method 624 in 40 CFR part 136, appendix A. If this method is used to analyze one or more compounds that are not on the method's published list of approved compounds, the Alternative Test Procedure specified in 40 CFR 136.4 and 40 CFR 136.5 must be followed.

(D) Method 625 in 40 CFR part 136, appendix A. For the purpose of using this method to comply with this subpart, the owner or operator must perform corrections to these compounds based on the “accuracy as recovery” using the factors in Table 7 of the method. If this method is used to analyze one or more compounds that are not on the method's published list of approved compounds, the Alternative Test Procedure specified in 40 CFR 136.4 and 40 CFR 136.5 must be followed.

(E) Method 1624 in 40 CFR part 136, appendix A.

(F) Method 1625 in 40 CFR part 136, appendix A.

(G) Method 8260 in “Test Methods for Evaluating Solid Waste, Physical/Chemical Methods,” EPA Publication No. SW-846, Third Edition, September 1986, as amended by Update I, November 15, 1992. As an alternative, an owner or operator may use any more recent, updated version of Method 8260 approved by the EPA. For the purpose of

using Method 8260 to comply with this subpart, the owner or operator must maintain a formal quality assurance program consistent with section 8 of Method 8260, and this program must include the following elements related to measuring the concentrations of volatile compounds:

(1) Documentation of site-specific procedures to minimize the loss of compounds due to volatilization, biodegradation, reaction, or sorption during the sample collection, storage, and preparation steps.

(2) Documentation of specific quality assurance procedures followed during sampling, sample preparation, sample introduction, and analysis.

(3) Measurement of the average accuracy and precision of the specific procedures, including field duplicates and field spiking of the off-site material source before or during sampling with compounds having similar chemical characteristics to the target analytes.

(H) Method 8270 in “Test Methods for Evaluating Solid Waste, Physical/Chemical Methods,” EPA Publication No. SW-846, Third Edition, September 1986, as amended by Update I, November 15, 1992. As an alternative, an owner or operator may use any more recent, updated version of Method 8270 approved by the EPA. For the purpose of using Method 8270 to comply with this subpart, the owner or operator must maintain a formal quality assurance program consistent with Method 8270, and this program must include the following elements related to measuring the concentrations of volatile compounds:

(1) Documentation of site-specific procedures to minimize the loss of compounds due to volatilization, biodegradation, reaction, or sorption during the sample collection, storage, and preparation steps.

(2) Documentation of specific quality assurance procedures followed during sampling, sample preparation, sample introduction, and analysis.

(3) Measurement of the average accuracy and precision of the specific procedures, including field duplicates and field spiking of the off-site material source before or during sampling with compounds having similar chemical characteristics to the target analytes.

(I) Any other analysis method that has been validated in accordance with the procedures specified in section 5.1 and section 5.3 and the corresponding calculations in section 6.1 or section 6.3 of Method 301 in appendix A in 40 CFR part 63. The data are acceptable if they meet the criteria specified in section 6.1.5 or section 6.3.3 of Method 301. If correction is required under section 6.3.3 of Method 301, the data are acceptable if the correction factor is within the range of 0.7 to 1.30. Other sections of Method 301 are not required.

(iii) *Calculations.* The average VOHAP concentration (C) on a mass-weighted basis shall be calculated by using the results for all samples analyzed in accordance with paragraph (b)(2)(ii) of this section and the following equation. An owner or operator using a test method that provides species-specific chemical concentrations may adjust the measured concentrations to the corresponding concentration values which would be obtained had the off-site material samples been analyzed using Method 305. To adjust these data, the measured concentration for each individual HAP chemical species contained in the off-site material is multiplied by the appropriate species-specific adjustment factor ( $f_{m305}$ ) listed in Table 1 of this subpart.

$$C = \frac{1}{Q_T} \times \sum_{i=1}^n (Q_i \times C_i)$$

Where:

C = Average VOHAP concentration of the off-site material at the point-of-delivery on a mass-weighted basis, ppmw.

i = Individual sample “i” of the off-site material.

n = Total number of samples of the off-site material collected (at least 4) for the averaging period (not to exceed 1 year).

$Q_i$  = Mass quantity of off-site material stream represented by  $C_i$ , kg/hr.

$Q_T$  = Total mass quantity of off-site material during the averaging period, kg/hr.

$C_i$  = Measured VOHAP concentration of sample “i” as determined in accordance with the requirements of § 63.694(a), ppmw.

(3) Knowledge of the off-site material to determine VOHAP concentration.

(i) Documentation shall be prepared that presents the information used as the basis for the owner’s or operator’s knowledge of the off-site material

stream's average VOHAP concentration. Examples of information that may be used as the basis for knowledge include: material balances for the source or process generating the off-site material stream; species-specific chemical test data for the off-site material stream from previous testing that are still applicable to the current off-site material stream; previous test data for other locations managing the same type of off-site material stream; or other knowledge based on information in documents such as manifests, shipping papers, or waste certification notices.

(ii) If test data are used as the basis for knowledge, then the owner or operator shall document the test method, sampling protocol, and the means by which sampling variability and analytical variability are accounted for in the determination of the average VOHAP concentration. For example, an owner or operator may use HAP concentration test data for the off-site material stream that are validated in accordance with Method 301 in 40 CFR part 63, appendix A of this part as the basis for knowledge of the off-site material.

(iii) An owner or operator using species-specific chemical concentration test data as the basis for knowledge of the off-site material may adjust the test data to the corresponding average VOHAP concentration value which would be obtained had the off-site material samples been analyzed using Method 305. To adjust these data, the measured concentration for each individual HAP chemical species contained in the off-site material is multiplied by the appropriate species-specific adjustment factor ( $f_{m305}$ ) listed in Table 1 of this subpart.

(iv) In the event that the Administrator and the owner or operator disagree on a determination of the average VOHAP concentration for an off-site material stream using knowledge, then the results from a determination of VOHAP concentration using direct measurement as specified in paragraph (b)(2) of this section shall be used to establish compliance with the applicable requirements of this subpart. The Administrator may perform or request that the owner or operator perform

this determination using direct measurement.

(c) Determination of average VOHAP concentration of an off-site material stream at the point-of-treatment.

(1) *Sampling.* Samples of the off-site material stream shall be collected at the point-of-treatment in a manner such that volatilization of organics contained in the sample is minimized and an adequately representative sample is collected and maintained for analysis by the selected method.

(i) The averaging period to be used for determining the average VOHAP concentration for the off-site material stream on a mass-weighted average basis shall be designated and recorded. The averaging period can represent any time interval that the owner or operator determines is appropriate for the off-site material stream but shall not exceed 1 year.

(ii) A sufficient number of samples, but no less than four samples, shall be collected to represent the complete range of HAP compositions and HAP quantities that occur in the off-site material stream during the entire averaging period due to normal variations in the operating conditions for the treatment process. Examples of such normal variations are seasonal variations in off-site material quantity or fluctuations in ambient temperature.

(iii) All samples shall be collected and handled in accordance with written procedures prepared by the owner or operator and documented in a site sampling plan. This plan shall describe the procedure by which representative samples of the off-site material stream are collected such that a minimum loss of organics occurs throughout the sample collection and handling process and by which sample integrity is maintained. A copy of the written sampling plan shall be maintained on-site in the plant site operating records. An example of an acceptable sampling plan includes a plan incorporating sample collection and handling procedures in accordance with the requirements specified in "Test Methods for Evaluating Solid Waste, Physical/Chemical Methods," EPA Publication No. SW-846 or Method 25D in 40 CFR part 60, appendix A.

(2) *Analysis.* Each collected sample must be prepared and analyzed in accordance with one of the methods specified in paragraphs (b)(2)(ii)(A) through (b)(2)(ii)(I) of this section, as applicable to the sampled off-site material, for the purpose of measuring the HAP listed in Table 1 of this subpart.

(3) *Calculations.* The average VOHAP concentration ( $\bar{C}$ ) a mass-weighted basis shall be calculated by using the results for all samples analyzed in accordance with paragraph (c)(2) of this section and the following equation. An owner or operator using a test method that provides species-specific chemical concentrations may adjust the measured concentrations to the corresponding concentration values which would be obtained had the off-site material samples been analyzed using Method 305. To adjust these data, the measured concentration for each individual HAP chemical species contained in the off-site material is multiplied by the appropriate species-specific adjustment factor ( $f_{m305}$ ) listed in Table 1 of this subpart.

$$\bar{C} = \frac{1}{Q_T} \times \sum_{i=1}^n (Q_i \times C_i)$$

$$C_R = \frac{\sum_{x=1}^m (Q_x \times \bar{C}_x) + \sum_{y=1}^n (Q_y \times 500 \text{ ppmw})}{\sum_{x=1}^m Q_x + \sum_{y=1}^n Q_y}$$

where:

$C_R$ =VOHAP concentration limit, ppmw.

$x$ =Individual off-site material stream “x” that has a VOHAP concentration less than 500 ppmw at the point-of-delivery.

$y$ =Individual off-site material stream “y” that has a VOHAP concentration equal to or greater than 500 ppmw at the point-of-delivery.

$m$ =Total number of “x” off-site material streams treated by process.

$n$ =Total number of “y” off-site material streams treated by process.

$Q_x$ =Total mass quantity of off-site material stream “x”, kg/yr.

$Q_y$ =Total mass quantity of off-site material stream “y”, kg/yr.

Where:

$\bar{C}$  = Average VOHAP concentration of the off-site material on a mass-weighted basis, ppmw.

$i$  = Individual sample “i” of the off-site material.

$n$  = Total number of samples of the off-site material collected (at least 4) for the averaging period (not to exceed 1 year).

$Q_i$  = Mass quantity of off-site material stream represented by  $C_i$ , kg/hr.

$Q_T$  = Total mass quantity of off-site material during the averaging period, kg/hr.

$C_i$  = Measured VOHAP concentration of sample “i” as determined in accordance with the requirements of § 63.694(a), ppmw.

(d) *Determination of treatment process VOHAP concentration limit ( $C_R$ ).* (1) All of the off-site material streams entering the treatment process shall be identified.

(2) The average VOHAP concentration of each off-site material stream at the point-of-delivery shall be determined using the procedures specified in paragraph (b) of this section.

(3) The VOHAP concentration limit ( $C_R$ ) shall be calculated by using the results determined for each individual off-site material stream and the following equation:

$\bar{C}_x$ =VOHAP concentration of off-site material stream “x” at the point-of-delivery, ppmw.

(e) *Determination of required HAP mass removal rate (RMR).*

(1) Each individual stream containing HAP that enters the treatment process shall be identified.

(2) The average VOHAP concentration at the point-of-delivery for each stream identified in paragraph (e)(1) of this section shall be determined using the test methods and procedures specified in paragraph (b) of this section.

(3) For each stream identified in paragraph (e)(1) of this section that has



an average VOHAP concentration equal to or greater than 500 ppmw at the point-of-delivery, the average volumetric flow rate and the density of the off-site material stream at the point-of-delivery shall be determined.

(4) The required HAP mass removal rate (RMR) shall be calculated by using the average VOHAP concentration, average volumetric flow rate, and density determined in paragraph (e)(3) of this section for each stream and the following equation:

$$\text{RMR} = \sum_{y=1}^n \left[ V_y \times k_y \times \frac{(\bar{C}_y - 500 \text{ ppmw})}{10^6} \right]$$

Where:

RMR = Required HAP mass removal rate, kg/hr.

y = Individual stream "y" that has a VOHAP concentration equal to or greater than 500 ppmw at the point-of-delivery as determined in § 63.694(b).

n = Total number of "y" streams treated by process.

$V_y$  = Average volumetric flow rate of stream "y" at the point-of-delivery, m<sup>3</sup>/hr.

$k_y$  = Density of stream "y", kg/m<sup>3</sup>.

$\bar{C}_y$  = Average VOHAP concentration of stream "y" at the point-of-delivery as determined in § 63.694(b)(2), ppmw.

(f) Determination of actual HAP mass removal rate (MR).

(1) The actual HAP mass removal rate (MR) shall be determined based on results for a minimum of three consecutive runs. The sampling time for each run shall be 1 hour.

(2) The HAP mass flow entering the process ( $E_b$ ) and the HAP mass flow exiting the process ( $E_a$ ) shall be determined using the test methods and procedures specified in paragraphs (g)(2) through (g)(4) of this section.

(3) The actual mass removal rate shall be calculated using the HAP mass flow rates determined in paragraph (f)(2) of this section and the following equation:

$$\text{MR} = E_b - E_a$$

where:

MR = Actual HAP mass removal rate, kg/hr.

$E_b$  = HAP mass flow entering process as determined in paragraph (f)(2) of this section, kg/hr.

$E_a$  = HAP mass flow exiting process as determined in paragraph (f)(2) of this section, kg/hr.

(g) Determination of treatment process HAP reduction efficiency (R).

(1) The HAP reduction efficiency (R) for a treatment process shall be determined based on results for a minimum of three consecutive runs.

(2) Each individual stream containing HAP that enters the treatment process shall be identified. Each individual stream containing HAP that exits the treatment process shall be identified. The owner or operator shall prepare a sampling plan for measuring the identified streams that accurately reflects the retention time of the material in the process.

(3) For each run, information shall be determined for each stream identified in paragraph (g)(2) of this section as specified in paragraphs (g)(3)(i) through (g)(3)(iii) of this section.

(i) The mass quantity shall be determined for each stream identified in paragraph (g)(2) of this section as entering the process ( $Q_b$ ). The mass quantity shall be determined for each stream identified in paragraph (g)(2) of this section as exiting the process ( $Q_a$ ).

(ii) The average VOHAP concentration at the point-of-delivery shall be determined for each stream entering the process ( $C_b$ ) (as identified in paragraph (g)(2) of this section) using the test methods and procedures specified in paragraph (b) of this section.

(iii) The average VOHAP concentration at the point-of-treatment shall be determined for each stream exiting the process ( $C_a$ ) (as identified in paragraph (g)(2) of this section) using the test methods and procedures specified in paragraph (c) of this section.

(4) The HAP mass flow entering the process ( $E_b$ ) and the HAP mass flow exiting the process ( $E_a$ ) shall be calculated using the results determined in paragraph (g)(3) of this section and the following equations:

$$E_a = \frac{1}{10^6} \sum_{j=1}^m (Q_{aj} \times \bar{C}_{aj})$$

$$E_b = \frac{1}{10^6} \sum_{j=1}^m (Q_{bj} \times \bar{C}_{bj})$$

Where:

$E_b$  = HAP mass flow entering process, kg/hr.

$E_a$  = HAP mass flow exiting process, kg/hr.

$m$  = Total number of runs (at least 3)

$j$  = Individual run “j”

$Q_{bj}$  = Mass quantity of material entering process during run “j”, kg/hr.

$Q_{aj}$  = Average mass quantity of material exiting process during run “j”, kg/hr.

$C_{aj}$  = Average VOHAP concentration of material exiting process during run “j” as determined in § 63.694(c), ppmw.

$C_{bj}$  = Average VOHAP concentration of material entering process during run “j” as determined in § 63.694(b)(2), ppmw.

(5) The HAP reduction efficiency ( $R$ ) shall be calculated using the HAP mass flow rates determined in paragraph (g)(4) of this section and the following equation:

$$R = \frac{E_b - E_a}{E_b} \times 100$$

Where:

$R$  = HAP reduction efficiency, percent.

$E_b$  = HAP mass flow entering process as determined in paragraph (g)(4) of this section, kg/hr.

$E_a$  = HAP mass flow exiting process as determined in accordance with the requirements of paragraph (g)(4) of this section, kg/hr.

(h) Determination of HAP biodegradation efficiency ( $R_{bio}$ ).

(1) The fraction of HAP biodegraded ( $F_{bio}$ ) shall be determined using one of the procedures specified in appendix C of this part 63.

(2) The HAP biodegradation efficiency ( $R_{bio}$ ) shall be calculated by using the following equation:

$$R_{bio} = F_{bio} \times 100$$

where:

$R_{bio}$  = HAP biodegradation efficiency, percent.

$F_{bio}$  = Fraction of HAP biodegraded as determined in paragraph (h)(1) of this section.

(i) Determination of actual HAP mass removal rate ( $MR_{bio}$ ).

(1) The actual HAP mass removal rate ( $MR_{bio}$ ) shall be determined based on results for a minimum of three consecutive runs. The sampling time for each run shall be 1 hour.

(2) The HAP mass flow entering the process ( $E_b$ ) shall be determined using the test methods and procedures specified in paragraphs (g)(2) through (g)(4) of this section.

(3) The fraction of HAP biodegraded ( $F_{bio}$ ) shall be determined using the procedure specified in 40 CFR part 63, appendix C of this part.

(4) The actual mass removal rate shall be calculated by using the HAP mass flow rates and fraction of HAP biodegraded determined in paragraphs (i)(2) and (i)(3), respectively, of this section and the following equation:

$$MR_{bio} = E_b \times F_{bio}$$

Where:

$MR_{bio}$  = Actual HAP mass removal rate, kg/hr.

$E_b$  = HAP mass flow entering process, kg/hr.

$F_{bio}$  = Fraction of HAP biodegraded.

(j) *Determination of maximum HAP vapor pressure for off-site material in a tank.*

(1) The maximum HAP vapor pressure of the off-site material composition managed in a tank shall be determined using either direct measurement as specified in paragraph (j)(2) of this section or by knowledge of the off-site material as specified by paragraph (j)(3) of this section.

(2) Direct measurement to determine the maximum HAP vapor pressure of an off-site material.

(i) Sampling. A sufficient number of samples shall be collected to be representative of the off-site material contained in the tank. All samples shall be collected and handled in accordance with written procedures prepared by the owner or operator and documented in a site sampling plan. This plan shall describe the procedure by which representative samples of the off-site material is collected such that a minimum loss of organics occurs throughout the sample collection and handling process and by which sample integrity is maintained. A copy of the written sampling plan shall be maintained on-site in the plant site operating records. An example of an acceptable sampling plan includes a plan incorporating sample collection and handling procedures in accordance with the requirements specified in “Test Methods for Evaluating Solid Waste, Physical/Chemical Methods,” EPA Publication No. SW-846 or Method 25D in 40 CFR part 60, appendix A.

(ii) Analysis. Any one of the following methods may be used to analyze

the samples and compute the maximum HAP vapor pressure of the off-site material:

(A) Method 25E in 40 CFR part 60 appendix A;

(B) Methods described in American Petroleum Institute Bulletin 2517, "Evaporation Loss from External Floating Roof Tanks,";

(C) Methods obtained from standard reference texts;

(D) ASTM Method 2879-83; or

(E) Any other method approved by the Administrator.

(3) Use of knowledge to determine the maximum HAP vapor pressure of the off-site material. Documentation shall be prepared and recorded that presents the information used as the basis for the owner's or operator's knowledge that the maximum HAP vapor pressure of the off-site material is less than the maximum vapor pressure limit listed in Table 3 or Table 4 of this subpart for the applicable tank design capacity category. Examples of information that may be used include: the off-site material is generated by a process for which at other locations it previously has been determined by direct measurement that the off-site material maximum HAP vapor pressure is less than the maximum vapor pressure limit for the appropriate tank design capacity category.

(k) Procedure for determining no detectable organic emissions for the purpose of complying with this subpart.

(1) The test shall be conducted in accordance with the procedures specified in Method 21 of 40 CFR part 60, appendix A. Each potential leak interface (i.e., a location where organic vapor leakage could occur) on the cover and associated closure devices shall be checked. Potential leak interfaces that are associated with covers and closure devices include, but are not limited to: the interface of the cover and its foundation mounting; the periphery of any opening on the cover and its associated closure device; and the sealing seat interface on a spring-loaded pressure-relief valve.

(2) The test shall be performed when the unit contains a material having a total organic concentration representative of the range of concentrations for the materials expected to be managed

in the unit. During the test, the cover and closure devices shall be secured in the closed position.

(3) The detection instrument shall meet the performance criteria of Method 21 of 40 CFR part 60, appendix A, except the instrument response factor criteria in section 3.1.2(a) of Method 21 shall be for the average composition of the organic constituents in the material placed in the unit, not for each individual organic constituent.

(4) The detection instrument shall be calibrated before use on each day of its use by the procedures specified in Method 21 of 40 CFR part 60, appendix A.

(5) Calibration gases shall be as follows:

(i) Zero air (less than 10 ppmv hydrocarbon in air); and

(ii) A mixture of methane or n-hexane in air at a concentration of approximately, but less than, 10,000 ppmv.

(6) An owner or operator may choose to adjust or not adjust the detection instrument readings to account for the background organic concentration level. If an owner or operator chooses to adjust the instrument readings for the background level, the background level value must be determined according to the procedures in Method 21 of 40 CFR part 60, appendix A.

(7) Each potential leak interface shall be checked by traversing the instrument probe around the potential leak interface as close to the interface as possible, as described in Method 21. In the case when the configuration of the cover or closure device prevents a complete traverse of the interface, all accessible portions of the interface shall be sampled. In the case when the configuration of the closure device prevents any sampling at the interface and the device is equipped with an enclosed extension or horn (e.g., some pressure relief devices), the instrument probe inlet shall be placed at approximately the center of the exhaust area to the atmosphere.

(8) An owner or operator must determine if a potential leak interface operates with no detectable emissions using the applicable procedure specified in paragraph (k)(8)(i) or (k)(8)(ii) of this section.

(i) If an owner or operator chooses not to adjust the detection instrument readings for the background organic concentration level, then the maximum organic concentration value measured by the detection instrument is compared directly to the applicable value for the potential leak interface as specified in paragraph (k)(9) of this section.

(ii) If an owner or operator chooses to adjust the detection instrument readings for the background organic concentration level, the value of the arithmetic difference between the maximum organic concentration value measured by the instrument and the background organic concentration value as determined in paragraph (k)(6) of this section is compared with the applicable value for the potential leak interface as specified in paragraph (k)(9) of this section.

(9) A potential leak interface is determined to operate with no detectable emissions using the applicable criteria specified in paragraphs (k)(9)(i) and (k)(9)(ii) of this section.

(i) For a potential leak interface other than a seal around a shaft that passes through a cover opening, the potential leak interface is determined to operate with no detectable organic emissions if the organic concentration value determined in paragraph (k)(8) is less than 500 ppmv.

(ii) For a seal around a shaft that passes through a cover opening, the potential leak interface is determined to operate with no detectable organic emissions if the organic concentration value determined in paragraph (k)(8) is less than 10,000 ppmv.

(1) Control device performance test procedures.

(1) Method 1 or 1A of 40 CFR part 60, appendix A, as appropriate, shall be used for selection of the sampling sites at the inlet and outlet of the control device.

(i) To determine compliance with a control device percent reduction requirement, sampling sites shall be located at the inlet of the control device as specified in paragraphs (1)(1)(i)(A) and (1)(1)(i)(B) of this section, and at the outlet of the control device.

(A) The control device inlet sampling site shall be located after the final product recovery device.

(B) If a vent stream is introduced with the combustion air or as an auxiliary fuel into a boiler or process heater, the location of the inlet sampling sites shall be selected to ensure that the measurement of total HAP concentration or TOC concentration, as applicable, includes all vent streams and primary and secondary fuels introduced into the boiler or process heater.

(ii) To determine compliance with an enclosed combustion device concentration limit, the sampling site shall be located at the outlet of the device.

(2) The gas volumetric flow rate shall be determined using Method 2, 2A, 2C, or 2D of 40 CFR part 60, appendix A, as appropriate.

(3) To determine compliance with the control device percent reduction requirement, the owner or operator shall use Method 18 of 40 CFR part 60, appendix A of this chapter; alternatively, any other method or data that has been validated according to the applicable procedures in Method 301 in 40 CFR part 63, appendix A of this part may be used. The following procedures shall be used to calculate percent reduction efficiency:

(i) The minimum sampling time for each run shall be 1 hour in which either an integrated sample or a minimum of four grab samples shall be taken. If grab sampling is used, then the samples shall be taken at approximately equal intervals in time such as 15 minute intervals during the run.

(ii) The mass rate of either TOC (minus methane and ethane) or total HAP ( $E_i$  and  $E_o$ , respectively) shall be computed.

(A) The following equations shall be used:

$$E_i = K_2 \times Q_i \times \sum_{j=1}^n (C_{ij} \times M_{ij})$$

$$E_o = K_2 \times Q_o \times \sum_{j=1}^n (C_{oj} \times M_{oj})$$

Where:

$C_{ij}$ ,  $C_{oj}$  = Concentration of sample component  $j$  of the gas stream at the inlet and outlet

of the control device, respectively, dry basis, parts per million by volume.

$E_i$ ,  $E_o$  = Mass rate of TOC (minus methane and ethane) or total HAP at the inlet and outlet of the control device, respectively, dry basis, kilogram per hour.

$M_{ij}$ ,  $M_{oj}$  = Molecular weight of sample component  $j$  of the gas stream at the inlet and outlet of the control device, respectively, gram/gram-mole.

$Q_i$ ,  $Q_o$  = Flow rate of gas stream at the inlet and outlet of the control device, respectively, dry standard cubic meter per minute.

$K_2$  = Constant,  $2.494 \times 10^{-6}$  (parts per million) $^{-1}$  (gram-mole per standard cubic meter) (kilogram/gram) (minute/hour), where standard temperature (gram-mole per standard cubic meter) is 20 °C.

(B) When the TOC mass rate is calculated, all organic compounds (minus methane and ethane) measured by Method 18 of 40 CFR part 60, appendix A shall be summed using the equation in paragraph (1)(3)(ii)(A) of this section.

(C) When the total HAP mass rate is calculated, only the HAP constituents shall be summed using the equation in paragraph (1)(3)(ii)(A) of this section.

(iii) The percent reduction in TOC (minus methane and ethane) or total HAP shall be calculated as follows:

$$R_{cd} = \frac{E_i - E_o}{E_i} \times 100$$

where:

$R_{cd}$  = Control efficiency of control device, percent.

$E_i$  = Mass rate of TOC (minus methane and ethane) or total HAP at the inlet to the control device as calculated under paragraph (1)(3)(ii) of this section, kilograms TOC per hour or kilograms HAP per hour.

$E_o$  = Mass rate of TOC (minus methane and ethane) or total HAP at the outlet of the control device, as calculated under paragraph (1)(3)(ii) of this section, kilograms TOC per hour or kilograms HAP per hour.

(iv) If the vent stream entering a boiler or process heater is introduced with the combustion air or as a secondary fuel, the weight-percent reduction of total HAP or TOC (minus methane and ethane) across the device shall be determined by comparing the TOC (minus methane and ethane) or total HAP in all combusted vent streams and primary and secondary fuels with the TOC (minus methane and ethane) or total HAP exiting the device, respectively.

(4) To determine compliance with the enclosed combustion device total HAP concentration limit of this subpart, the owner or operator shall use Method 18 of 40 CFR part 60, appendix A to measure either TOC (minus methane and ethane) or total HAP. Alternatively, any other method or data that has been validated according to Method 301 in appendix A of this part, may be used. The following procedures shall be used to calculate parts per million by volume concentration, corrected to 3 percent oxygen:

(i) The minimum sampling time for each run shall be 1 hour in which either an integrated sample or a minimum of four grab samples shall be taken. If grab sampling is used, then the samples shall be taken at approximately equal intervals in time, such as 15 minute intervals during the run.

(ii) The TOC concentration or total HAP concentration shall be calculated according to paragraph (m)(4)(ii)(A) or (m)(4)(ii)(B) of this section.

(A) The TOC concentration ( $C_{TOC}$ ) is the sum of the concentrations of the individual components and shall be computed for each run using the following equation:

$$C_{TOC} = \sum_{i=1}^x \frac{\sum_{j=1}^n C_{ij}}{x}$$

where:

$C_{TOC}$  = Concentration of total organic compounds minus methane and ethane, dry basis, parts per million by volume.

$C_{ij}$  = Concentration of sample components  $j$  of sample  $i$ , dry basis, parts per million by volume.

$n$  = Number of components in the sample.

$x$  = Number of samples in the sample run.

(B) The total HAP concentration ( $C_{HAP}$ ) shall be computed according to the equation in paragraph (1)(4)(ii)(A) of this section except that only HAP constituents shall be summed.

(iii) The measured TOC concentration or total HAP concentration shall be corrected to 3 percent oxygen as follows:

(A) The emission rate correction factor or excess air, integrated sampling and analysis procedures of Method 3B of 40 CFR part 60, appendix A shall be

**§ 63.695**

**40 CFR Ch. I (7–1–07 Edition)**

used to determine the oxygen concentration (%O<sub>2dry</sub>). The samples shall be collected during the same time that the samples are collected for determining TOC concentration or total HAP concentration.

(B) The concentration corrected to 3 percent oxygen (C<sub>c</sub>) shall be computed using the following equation:

$$C_c = C_m \left( \frac{17.9}{20.9 - \%O_{2dry}} \right)$$

where:

C<sub>c</sub>=TOC concentration or total HAP concentration corrected to 3 percent oxygen, dry basis, parts per million by volume.

C<sub>m</sub>=Measured TOC concentration or total HAP concentration, dry basis, parts per million by volume.

%O<sub>2dry</sub>=Concentration of oxygen, dry basis, percent by volume.

(m) Determination of process vent stream flow rate and total HAP concentration.

(1) Method 1 or 1A of 40 CFR part 60, appendix A, as appropriate, must be used for selection of the sampling site.

(2) No traverse site selection method is needed for vents smaller than 0.10 meter in diameter.

(3) Process vent stream gas volumetric flow rate must be determined using Method 2, 2A, 2C, or 2D of 40 CFR part 60, appendix A, as appropriate.

(4) Process vent stream total HAP concentration must be measured using the following procedures:

(i) Method 18 of 40 CFR part 60, appendix A, must be used to measure the total HAP concentration. Alternatively, any other method or data that has been validated according to the protocol in Method 301 of appendix A of this part may be used.

(ii) Where Method 18 of 40 CFR part 60, appendix A, is used, the following procedures must be used to calculate parts per million by volume concentration:

(A) The minimum sampling time for each run must be 1 hour in which either an integrated sample or four grab samples must be taken. If grab sampling is used, then the samples must be taken at approximately equal intervals in time, such as 15 minute intervals during the run.

(B) The total HAP concentration (C<sub>HAP</sub>) must be computed according to the following equation:

$$C_{HAP} = \frac{\sum_{i=1}^x \left( \sum_{j=1}^n C_{ji} \right)}{X}$$

Where:

C<sub>HAP</sub> = Total concentration of HAP compounds listed in Table 1 of this subpart, dry basis, parts per million by volume.

C<sub>ji</sub> = Concentration of sample component j of the sample i, dry basis, parts per million by volume.

n = Number of components in the sample.

x = Number of samples in the sample run.

[61 FR 34158, July 1, 1996, as amended at 64 FR 38974, July 20, 1999; 66 FR 1267, Jan. 8, 2001]

**§ 63.695 Inspection and monitoring requirements.**

(a) This section specifies the inspection and monitoring procedures required to perform the following:

(1) To inspect tank fixed roofs and floating roofs for compliance with the Tank Level 2 controls standards specified in § 63.685 of this subpart, the inspection procedures are specified in paragraph (b) of this section.

(2) To inspect and monitor closed-vent systems for compliance with the standards specified in § 63.693 of this subpart, the inspection and monitoring procedures are specified in paragraph (c) of this section.

(3) To inspect and monitor transfer system covers for compliance with the standards specified in § 63.689(c)(1) of this subpart, the inspection and monitoring procedures are specified in paragraph (d) of this section.

(4) To monitor and record off-site material treatment processes for compliance with the standards specified in § 63.684(e), the monitoring procedures are specified in paragraph (e) of this section.

(b) Tank Level 2 fixed roof and floating roof inspection requirements.

(1) Owners and operators that use a tank equipped with an internal floating roof in accordance with the provisions of § 63.685(e) of this subpart shall meet the following inspection requirements:

(i) The floating roof and its closure devices shall be visually inspected by

the owner or operator to check for defects that could result in air emissions. Defects include, but are not limited to, the internal floating roof is not floating on the surface of the liquid inside the tank; liquid has accumulated on top of the internal floating roof; any portion of the roof seals have detached from the roof rim; holes, tears, or other openings are visible in the seal fabric; the gaskets no longer close off the waste surfaces from the atmosphere; or the slotted membrane has more than 10 percent open area.

(ii) The owner or operator shall inspect the internal floating roof components as follows except as provided for in paragraph (b)(1)(iii) of this section:

(A) Visually inspect the internal floating roof components through openings on the fixed-roof (e.g., man-holes and roof hatches) at least once every calendar year after initial fill, and

(B) Visually inspect the internal floating roof, primary seal, secondary seal (if one is in service), gaskets, slotted membranes, and sleeve seals (if any) each time the tank is emptied and degassed and at least every 10 years. Prior to each inspection, the owner or operator shall notify the Administrator in accordance with the reporting requirements specified in § 63.697 of this subpart.

(iii) As an alternative to performing the inspections specified in paragraph (b)(1)(ii) of this section for an internal floating roof equipped with two continuous seals mounted one above the other, the owner or operator may visually inspect the internal floating roof, primary and secondary seals, gaskets, slotted membranes, and sleeve seals (if any) each time the tank is emptied and degassed and at least every 5 years. Prior to each inspection, the owner or operator shall notify the Administrator in accordance with the reporting requirements specified in § 63.697 of this subpart.

(iv) In the event that a defect is detected, the owner or operator shall repair the defect in accordance with the requirements of paragraph (b)(4) of this section.

(v) The owner or operator shall maintain a record of the inspection in ac-

cordance with the requirements specified in § 63.696 of this subpart.

(2) Owners and operators that use a tank equipped with an external floating roof in accordance with the provisions of § 63.685(f) of this subpart shall meet the following requirements:

(i) The owner or operator shall measure the external floating roof seal gaps in accordance with the following requirements:

(A) The owner or operator shall perform measurements of gaps between the tank wall and the primary seal within 60 days after initial operation of the tank following installation of the floating roof and, thereafter, at least once every 5 years. Prior to each inspection, the owner or operator shall notify the Administrator in accordance with the reporting requirements specified in § 63.697 of this subpart.

(B) The owner or operator shall perform measurements of gaps between the tank wall and the secondary seal within 60 days after initial operation of the separator following installation of the floating roof and, thereafter, at least once every year. Prior to each inspection, the owner or operator shall notify the Administrator in accordance with the reporting requirements specified in § 63.697 of this subpart.

(C) If a tank ceases to hold off-site material for a period of 1 year or more, subsequent introduction of off-site material into the tank shall be considered an initial operation for the purposes of paragraphs (b)(2)(i)(A) and (b)(2)(i)(B) of this section.

(D) The owner shall determine the total surface area of gaps in the primary seal and in the secondary seal individually using the following procedure.

(1) The seal gap measurements shall be performed at one or more floating roof levels when the roof is floating off the roof supports.

(2) Seal gaps, if any, shall be measured around the entire perimeter of the floating roof in each place where a 0.32-centimeter (cm) (1/8-inch) diameter uniform probe passes freely (without forcing or binding against the seal) between the seal and the wall of the tank and measure the circumferential distance of each such location.

(3) For a seal gap measured under paragraph (b)(2) of this section, the gap surface area shall be determined by using probes of various widths to measure accurately the actual distance from the tank wall to the seal and multiplying each such width by its respective circumferential distance.

(4) The total gap area shall be calculated by adding the gap surface areas determined for each identified gap location for the primary seal and the secondary seal individually, and then dividing the sum for each seal type by the nominal diameter of the tank. These total gap areas for the primary seal and secondary seal are then compared to the respective standards for the seal type as specified in § 63.685(f)(1) of this subpart.

(E) In the event that the seal gap measurements do not conform to the specifications in § 63.685(f)(1) of this subpart, the owner or operator shall repair the defect in accordance with the requirements of paragraph (b)(4) of this section.

(F) The owner or operator shall maintain a record of the inspection in accordance with the requirements specified in § 63.696 of this subpart.

(ii) The owner or operator shall visually inspect the external floating roof in accordance with the following requirements:

(A) The floating roof and its closure devices shall be visually inspected by the owner or operator to check for defects that could result in air emissions. Defects include, but are not limited to: holes, tears, or other openings in the rim seal or seal fabric of the floating roof; a rim seal detached from the floating roof; all or a portion of the floating roof deck being submerged below the surface of the liquid in the tank; broken, cracked, or otherwise damaged seals or gaskets on closure devices; and broken or missing hatches, access covers, caps, or other closure devices.

(B) The owner or operator shall perform the inspections following installation of the external floating roof and, thereafter, at least once every year.

(C) In the event that a defect is detected, the owner or operator shall repair the defect in accordance with the

requirements of paragraph (b)(4) of this section.

(D) The owner or operator shall maintain a record of the inspection in accordance with the requirements specified in § 63.696(d) of this subpart.

(3) Owners and operators that use a tank equipped with a fixed roof in accordance with the provisions of § 63.685(g) of this subpart shall meet the following requirements:

(i) The fixed roof and its closure devices shall be visually inspected by the owner or operator to check for defects that could result in air emissions. Defects include, but are not limited to, visible cracks, holes, or gaps in the roof sections or between the roof and the separator wall; broken, cracked, or otherwise damaged seals or gaskets on closure devices; and broken or missing hatches, access covers, caps, or other closure devices. In the case when a tank is buried partially or entirely underground, inspection is required only for those portions of the cover that extend to or above the ground surface, and those connections that are on such portions of the cover (e.g., fill ports, access hatches, gauge wells, etc.) and can be opened to the atmosphere.

(ii) The owner or operator must perform an initial inspection following installation of the fixed roof. Thereafter, the owner or operator must perform the inspections at least once every calendar year except as provided for in paragraph (f) of this section.

(iii) In the event that a defect is detected, the owner or operator shall repair the defect in accordance with the requirements of paragraph (b)(4) of this section.

(iv) The owner or operator shall maintain a record of the inspection in accordance with the requirements specified in § 63.696(e) of this subpart.

(4) The owner or operator shall repair each defect detected during an inspection performed in accordance with the requirements of paragraph (b)(1), (b)(2), or (b)(3) of this section in the following manner:

(i) The owner or operator shall within 45 calendar days of detecting the defect either repair the defect or empty the tank and remove it from service. If within this 45-day period the defect cannot be repaired or the tank cannot



be removed from service without disrupting operations at the plant site, the owner or operator is allowed two 30-day extensions. In cases when an owner or operator elects to use a 30-day extension, the owner or operator shall prepare and maintain documentation describing the defect, explaining why alternative storage capacity is not available, and specify a schedule of actions that will ensure that the control equipment will be repaired or the tank emptied as soon as possible.

(ii) When a defect is detected during an inspection of a tank that has been emptied and degassed, the owner or operator shall repair the defect before refilling the tank.

(c) Owners and operators that use a closed-vent system in accordance with the provisions of § 63.693 of this subpart shall meet the following inspection and monitoring requirements:

(1) Each closed-vent system that is used to comply with § 63.693(c)(1)(i) of this subpart shall be inspected and monitored in accordance with the following requirements:

(i) At initial startup, the owner or operator shall monitor the closed-vent system components and connections using the procedures specified in § 63.694(k) of this subpart to demonstrate that the closed-vent system operates with no detectable organic emissions.

(ii) After initial startup, the owner or operator shall inspect and monitor the closed-vent system as follows:

(A) Closed-vent system joints, seams, or other connections that are permanently or semi-permanently sealed (e.g., a welded joint between two sections of hard piping or a bolted and gasketed ducting flange) shall be visually inspected at least once per year to check for defects that could result in air emissions. The owner or operator shall monitor a component or connection using the procedures specified in § 63.694(k) of this subpart to demonstrate that it operates with no detectable organic emissions following any time the component is repaired or replaced (e.g., a section of damaged hard piping is replaced with new hard piping) or the connection is unsealed (e.g., a flange is unbolted).

(B) Closed-vent system components or connections other than those specified in paragraph (c)(1)(ii)(A) of this section, shall be monitored at least once per year using the procedures specified in § 63.694(k) of this subpart to demonstrate that components or connections operate with no detectable organic emissions.

(C) The continuous monitoring system required by § 63.693(b)(4)(i) shall monitor and record either an instantaneous data value at least once every 15 minutes or an average value for intervals of 15 minutes or less.

(D) The owner or operator shall visually inspect the seal or closure mechanism required by § 63.693(c)(2)(ii) at least once every month to verify that the bypass mechanism is maintained in the closed position.

(iii) In the event that a defect or leak is detected, the owner or operator shall repair the defect or leak in accordance with the requirements of paragraph (c)(3) of this section.

(iv) The owner or operator shall maintain a record of the inspection and monitoring in accordance with the requirements specified in § 63.696 of this subpart.

(2) Each closed-vent system that is used to comply with § 63.693(c)(1)(ii) of this subpart shall be inspected and monitored in accordance with the following requirements:

(i) The closed-vent system shall be visually inspected by the owner or operator to check for defects that could result in air emissions. Defects include, but are not limited to, visible cracks, holes, or gaps in ductwork or piping; loose connections; or broken or missing caps or other closure devices.

(ii) The owner or operator must perform an initial inspection following installation of the closed-vent system. Thereafter, the owner or operator must perform the inspections at least once every calendar year except as provided for in paragraph (f) of this section.

(iii) In the event that a defect is detected, the owner or operator shall repair the defect in accordance with the requirements of paragraph (c)(3) of this section.

(iv) The owner or operator shall maintain a record of the inspection in

accordance with the requirements specified in § 63.696 of this subpart.

(3) The owner or operator shall repair all detected defects as follows:

(i) The owner or operator shall make first efforts at repair of the defect no later than 5 calendar days after detection and repair shall be completed as soon as possible but no later than 45 calendar days after detection.

(ii) Repair of a defect may be delayed beyond 45 calendar days if either of the conditions specified in paragraph (c)(3)(ii)(A) or (c)(3)(ii)(B) occurs. In this case, the owner or operator must repair the defect the next time the process or unit that vents to the closed-vent system is shutdown. Repair of the defect must be completed before the process or unit resumes operation.

(A) Completion of the repair is technically infeasible without the shutdown of the process or unit that vents to the closed-vent system.

(B) The owner or operator determines that the air emissions resulting from the repair of the defect within the specified period would be greater than the fugitive emissions likely to result by delaying the repair until the next time the process or unit that vents to the closed-vent system is shutdown.

(iii) The owner or operator shall maintain a record of the defect repair in accordance with the requirements specified in § 63.696 of this subpart.

(d) Owners and operators that use a transfer system equipped with a cover in accordance with the provisions of § 63.689(c)(1) of this subpart shall meet the following inspection requirements:

(1) The cover and its closure devices shall be visually inspected by the owner or operator to check for defects that could result in air emissions. Defects include, but are not limited to, visible cracks, holes, or gaps in the cover sections or between the cover and its mounting; broken, cracked, or otherwise damaged seals or gaskets on closure devices; and broken or missing hatches, access covers, caps, or other closure devices. In the case when a transfer system is buried partially or entirely underground, inspection is required only for those portions of the cover that extend to or above the ground surface, and those connections that are on such portions of the cover

(e.g., access hatches, etc.) and can be opened to the atmosphere.

(2) The owner or operator must perform an initial inspection following installation of the cover. Thereafter, the owner or operator must perform the inspections at least once every calendar year except as provided for in paragraph (f) of this section.

(3) In the event that a defect is detected, the owner or operator shall repair the defect in accordance with the requirements of paragraph (d)(5) of this section.

(4) The owner or operator shall maintain a record of the inspection in accordance with the requirements specified in § 63.696 of this subpart.

(5) The owner or operator shall repair all detected defects as follows:

(i) The owner or operator shall make first efforts at repair of the defect no later than 5 calendar days after detection and repair shall be completed as soon as possible but no later than 45 calendar days after detection except as provided in paragraph (d)(5)(ii) of this section.

(ii) Repair of a defect may be delayed beyond 45 calendar days if the owner or operator determines that repair of the defect requires emptying or temporary removal from service of the transfer system and no alternative transfer system is available at the site to accept the material normally handled by the system. In this case, the owner or operator shall repair the defect the next time the process or unit that is generating the material handled by the transfer system stops operation. Repair of the defect must be completed before the process or unit resumes operation.

(iii) The owner or operator shall maintain a record of the defect repair in accordance with the requirements specified in § 63.696 of this subpart.

(e) *Control device monitoring requirements.* For each control device required under § 63.693 of this subpart to be monitored in accordance with the provisions of this paragraph (e), the owner or operator must ensure that each control device operates properly by monitoring the control device in accordance with the requirements specified in paragraphs (e)(1) through (e)(7) of this section.

(1) A continuous parameter monitoring system must be used to measure the operating parameter or parameters specified for the control device in § 63.693(d) through § 63.693(g) of this subpart as applicable to the type and design of the control device. The continuous parameter monitoring system must meet the following specifications and requirements:

(i) The continuous parameter monitoring system must measure either an instantaneous value at least once every 15 minutes or an average value for intervals of 15 minutes or less and continuously record either:

(A) Each measured data value; or

(B) Each block average value for each 1-hour period or shorter periods calculated from all measured data values during each period. If values are measured more frequently than once per minute, a single value for each minute may be used to calculate the hourly (or shorter period) block average instead of all measured values.

(ii) The monitoring system must be installed, calibrated, operated, and maintained in accordance with the manufacturer's specifications or other written procedures that provide reasonable assurance that the monitoring equipment is operating properly.

(2) Using the data recorded by the monitoring system, the owner or operator must calculate the daily average value for each monitored operating parameter for each operating day. If operation of the control device is continuous, the operating day is a 24-hour period. If control device operation is not continuous, the operating day is the total number of hours of control device operation per 24-hour period. Valid data points must be available for 75 percent of the operating hours in an operating day to compute the daily average.

(3) For each monitored operating parameter, the owner or operator must establish a minimum operating parameter value or a maximum operating parameter value, as appropriate, to define the range of conditions at which the control device must be operated to continuously achieve the applicable performance requirements specified in § 63.693(b)(2) of this subpart. Each minimum or maximum operating param-

eter value must be established in accordance with the requirements in paragraphs (e)(3)(i) and (e)(3)(ii) of this section.

(i) If the owner or operator conducts a performance test to demonstrate control device performance, then the minimum or maximum operating parameter value must be established based on values measured during the performance test and supplemented, as necessary, by the control device design specifications, manufacturer recommendations, or other applicable information.

(ii) If the owner or operator uses a control device design analysis to demonstrate control device performance, then the minimum or maximum operating parameter value must be established based on the control device design analysis and supplemented, as necessary, by the control device manufacturer recommendations or other applicable information.

(4) An excursion for a given control device is determined to have occurred when the monitoring data or lack of monitoring data result in any one of the criteria specified in paragraphs (e)(4)(i) through (e)(4)(iii) of this section being met. When multiple operating parameters are monitored for the same control device and during the same operating day more than one of these operating parameters meets an excursion criterion specified in paragraphs (e)(4)(i) through (e)(4)(iii) of this section, then a single excursion is determined to have occurred for the control device for that operating day.

(i) An excursion occurs when the daily average value of a monitored operating parameter is less than the minimum operating parameter limit (or, if applicable, greater than the maximum operating parameter limit) established for the operating parameter in accordance with the requirements of paragraph (e)(3) of this section.

(ii) An excursion occurs when the period of control device operation is 4 hours or greater in an operating day and the monitoring data are insufficient to constitute a valid hour of data for at least 75 percent of the operating hours. Monitoring data are insufficient to constitute a valid hour of data if measured values are unavailable for

any of the 15-minute periods within the hour.

(iii) An excursion occurs when the period of control device operation is less than 4 hours in an operating day and more than 1 of the hours during the period does not constitute a valid hour of data due to insufficient monitoring data. Monitoring data are insufficient to constitute a valid hour of data if measured values are unavailable for any of the 15-minute periods within the hour.

(5) For each excursion, except as provided for in paragraph(e)(6) of this section, the owner or operator shall be deemed to have failed to have applied control in a manner that achieves the required operating parameter limits. Failure to achieve the required operating parameter limits is a violation of this standard.

(6) An excursion is not a violation of this standard under any one of the conditions specified in paragraphs (e)(6)(i) and (e)(6)(ii) of this section.

(i) An excursion is not a violation nor does it count toward the number of excused excursions allowed under paragraph (e)(6)(ii) of this section when the excursion occurs during any one of the following periods:

(A) During a period of startup, shutdown, or malfunction when the affected facility is operated during such period in accordance with § 63.6(e)(1); or

(B) During periods of non-operation of the unit or the process that is vented to the control device (resulting in cessation of HAP emissions to which the monitoring applies).

(ii) For each control device, one excused excursion is allowed per semi-annual period for any reason. The initial semiannual period is the 6-month reporting period addressed by the first semiannual report submitted by the owner or operator in accordance with § 63.697(b)(4) of this subpart.

(7) Nothing in paragraphs (e)(1) through (e)(6) of this section shall be construed to allow or excuse a monitoring parameter excursion caused by any activity that violates other applicable provisions of this subpart.

(f) *Alternative inspection and monitoring interval.* Following the initial inspection and monitoring of a piece of air pollution control equipment in ac-

cordance with the applicable provisions of this section, subsequent inspection and monitoring of the equipment may be performed at intervals longer than 1 year when an owner or operator determines that performing the required inspection or monitoring procedures would expose a worker to dangerous, hazardous, or otherwise unsafe conditions and the owner or operator complies with the requirements specified in paragraphs (f)(1) and (f)(2) of this section.

(1) The owner or operator must prepare and maintain at the plant site written documentation identifying the specific air pollution control equipment designated as “unsafe to inspect and monitor.” The documentation must include for each piece of air pollution control equipment designated as such a written explanation of the reasons why the equipment is unsafe to inspect or monitor using the applicable procedures under this section.

(2) The owner or operator must develop and implement a written plan and schedule to inspect and monitor the air pollution control equipment using the applicable procedures specified in this section during times when a worker can safely access the air pollution control equipment. The required inspections and monitoring must be performed as frequently as practicable but do not need to be performed more frequently than the periodic schedule that would be otherwise applicable to the air pollution control equipment under the provisions of this section. A copy of the written plan and schedule must be maintained at the plant site.

[64 FR 38977, July 20, 1999, as amended at 68 FR 37352, June 23, 2003; 71 FR 20457, Apr. 20, 2006]

#### § 63.696 Recordkeeping requirements.

(a) The owner or operator subject to this subpart shall comply with the recordkeeping requirements in § 63.10 under 40 CFR 63 subpart A—General Provisions that are applicable to this subpart as specified in Table 2 of this subpart.

(b) The owner or operator of a control device subject to this subpart shall maintain the records in accordance with the requirements of 40 CFR 63.10 of this part.

(c) [Reserved]

(d) Each owner or operator using an internal floating roof to comply with the tank control requirements specified in § 63.685(e) of this subpart or using an external floating roof to comply with the tank control requirements specified in § 63.685(f) of this subpart shall prepare and maintain the following records:

(1) Documentation describing the floating roof design and the dimensions of the tank.

(2) A record for each inspection required by § 63.695(b) of this subpart, as applicable to the tank, that includes the following information: a tank identification number (or other unique identification description as selected by the owner or operator) and the date of inspection.

(3) The owner or operator shall record for each defect detected during inspections required by § 63.695(b) of this subpart the following information: the location of the defect, a description of the defect, the date of detection, and corrective action taken to repair the defect. In the event that repair of the defect is delayed in accordance with the provisions of § 63.695(b)(4) of this section, the owner or operator shall also record the reason for the delay and the date that completion of repair of the defect is expected.

(4) Owners and operators that use a tank equipped with an external floating roof in accordance with the provisions of § 63.685(f) of this subpart shall prepare and maintain records for each seal gap inspection required by § 63.695(b) describing the results of the seal gap measurements. The records shall include the date of that the measurements are performed, the raw data obtained for the measurements, and the calculations of the total gap surface area. In the event that the seal gap measurements do not conform to the specifications in § 63.695(b) of this subpart, the records shall include a description of the repairs that were made, the date the repairs were made, and the date the separator was emptied, if necessary.

(e) Each owner or operator using a fixed roof to comply with the tank control requirements specified in § 63.685(g)

of this subpart shall prepare and maintain the following records:

(1) A record for each inspection required by § 63.695(b) of this subpart, as applicable to the tank, that includes the following information: a tank identification number (or other unique identification description as selected by the owner or operator) and the date of inspection.

(2) The owner or operator shall record for each defect detected during inspections required by § 63.695(b) of this subpart the following information: the location of the defect, a description of the defect, the date of detection, and corrective action taken to repair the defect. In the event that repair of the defect is delayed in accordance with the provisions of § 63.695(b)(4) of this section, the owner or operator shall also record the reason for the delay and the date that completion of repair of the defect is expected.

(f) Each owner or operator using an enclosure to comply with the tank control requirements specified in § 63.685(i) of this subpart shall prepare and maintain records for the most recent set of calculations and measurements performed by the owner or operator to verify that the enclosure meets the criteria of a permanent total enclosure as specified in "Procedure T—Criteria for and Verification of a Permanent or Temporary Total Enclosure" under 40 CFR 52.741, Appendix B.

(g) An owner or operator shall record, on a semiannual basis, the information specified in paragraphs (g)(1) and (g)(2) of this section for those planned routine maintenance operations that would require the control device not to meet the requirements of § 63.693(d) through (h) of this subpart, as applicable.

(1) A description of the planned routine maintenance that is anticipated to be performed for the control device during the next 6 months. This description shall include the type of maintenance necessary, planned frequency of maintenance, and lengths of maintenance periods.

(2) A description of the planned routine maintenance that was performed for the control device during the previous 6 months. This description shall

include the type of maintenance performed and the total number of hours during these 6 months that the control device did not meet the requirement of § 63.693 (d) through (h) of this subpart, as applicable, due to planned routine maintenance.

(h) An owner or operator shall record the information specified in paragraphs (h)(1) through (h)(3) of this section for those unexpected control device system malfunctions that would require the control device not to meet the requirements of § 63.693 (d) through (h) of this subpart, as applicable.

(1) The occurrence and duration of each malfunction of the control device system.

(2) The duration of each period during a malfunction when gases, vapors, or fumes are vented from the waste management unit through the closed-vent system to the control device while the control device is not properly functioning.

(3) Actions taken during periods of malfunction to restore a malfunctioning control device to its normal or usual manner of operation.

**§ 63.697 Reporting requirements.**

(a) Each owner or operator of an affected source subject to this subpart must comply with the notification requirements specified in paragraph (a)(1) of this section and the reporting requirements specified in paragraph (a)(2) of this section.

(1) The owner or operator of an affected source must submit notices to the Administrator in accordance with the applicable notification requirements in 40 CFR 63.9 as specified in Table 2 of this subpart. For the purpose of this subpart, an owner or operator subject to the initial notification requirements under 40 CFR 63.9(b)(2) must submit the required notification on or before October 19, 1999.

(2) The owner or operator of an affected source must submit reports to the Administrator in accordance with the applicable reporting requirements in 40 CFR 63.10 as specified in Table 2 of this subpart.

(b) The owner or operator of a control device used to meet the requirements of § 63.693 of this subpart shall

submit the following notifications and reports to the Administrator:

(1) A Notification of Performance Tests specified in § 63.7 and § 63.9(g) of this part,

(2) Performance test reports specified in § 63.10(d)(2) of this part, and

(3) Startup, shutdown, and malfunction reports specified in § 63.10(d)(5) of this part.

(i) If actions taken by an owner or operator during a startup, shutdown, or malfunction of an affected source (including actions taken to correct a malfunction) are not completely consistent with the procedures specified in the source's startup, shutdown, and malfunction plan specified in § 63.6(e)(3) of this part, the owner or operator shall state such information in the report. The startup, shutdown, or malfunction report shall consist of a letter, containing the name, title, and signature of the responsible official who is certifying its accuracy, that shall be submitted to the Administrator, and

(ii) Separate startup, shutdown, or malfunction reports are not required if the information is included in the summary report specified in paragraph (b)(4) of this section.

(4) A summary report specified in § 63.10(e)(3) of this part shall be submitted on a semiannual basis (i.e., once every 6-month period). The summary report must include a description of all excursions as defined in § 63.695(e) of this subpart that have occurred during the 6-month reporting period. For each excursion caused when the daily average value of a monitored operating parameter is less than the minimum operating parameter limit (or, if applicable, greater than the maximum operating parameter limit), the report must include the daily average values of the monitored parameter, the applicable operating parameter limit, and the date and duration of the period that the exceedance occurred. For each excursion caused by lack of monitoring data, the report must include the date and duration of period when the monitoring data were not collected and the reason why the data were not collected.

(c) Each owner or operator using an internal floating roof or external floating roof to comply with the Tank Level

# Environmental Protection Agency

# Pt. 63, Subpt. DD, Table 1

2 control requirements specified in §63.685(d) of this subpart shall notify the Administrator in advance of each inspection required under §63.695(b) of this subpart to provide the Administrator with the opportunity to have an observer present during the inspection. The owner or operator shall notify the Administrator of the date and location of the inspection as follows:

(1) Prior to each inspection to measure external floating roof seal gaps as required under §63.695(b) of this subpart, written notification shall be prepared and sent by the owner or operator so that it is received by the Administrator at least 30 calendar days before the date the measurements are scheduled to be performed.

(2) Prior to each visual inspection of an internal floating roof or external floating roof in a tank that has been emptied and degassed, written notification shall be prepared and sent by the owner or operator so that it is received by the Administrator at least 30 calendar days before refilling the tank except when an inspection is not planned as provided for in paragraph (c)(3) of this section.

(3) When a visual inspection is not planned and the owner or operator could not have known about the inspection 30 calendar days before refilling the tank, the owner or operator shall notify the Administrator as soon as possible, but no later than 7 calendar days before refilling of the tank. This notification may be made by telephone and immediately followed by a written explanation for why the inspection is unplanned. Alternatively, written notification, including the explanation for the unplanned inspection, may be sent so that it is received by the Administrator at least 7 calendar days before refilling the tank.

[61 FR 34158, July 1, 1996, as amended at 64 FR 38981, July 20, 1999]

## §63.698 Implementation and enforcement.

(a) This subpart can be implemented and enforced by the U.S. EPA, or a delegated authority such as the applicable State, local, or Tribal agency. If the U.S. EPA Administrator has delegated authority to a State, local, or Tribal agency, then that agency, in addition to the U.S. EPA, has the authority to implement and enforce this subpart. Contact the applicable U.S. EPA Regional Office to find out if this subpart is delegated to a State, local, or Tribal agency.

(b) In delegating implementation and enforcement authority of this subpart to a State, local, or Tribal agency under subpart E of this part, the authorities contained in paragraph (c) of this section are retained by the Administrator of U.S. EPA and cannot be transferred to the State, local, or Tribal agency.

(c) The authorities that cannot be delegated to State, local, or Tribal agencies are as specified in paragraphs (c)(1) through (4) of this section.

(1) Approval of alternatives to the requirements in §§63.680, 63.683 through 63.691, and 63.693. Where these standards reference another subpart, the cited provisions will be delegated according to the delegation provisions of the referenced subpart.

(2) Approval of major alternatives to test methods under §63.7(e)(2)(ii) and (f), as defined in §63.90, and as required in this subpart.

(3) Approval of major alternatives to monitoring under §63.8(f), as defined in §63.90, and as required in this subpart.

(4) Approval of major alternatives to recordkeeping and reporting under §63.10(f), as defined in §63.90, and as required in this subpart.

[68 FR 37352, June 23, 2003]

TABLE 1 TO SUBPART DD OF PART 63—LIST OF HAZARDOUS AIR POLLUTANTS (HAP) FOR SUBPART DD

CAS No. <sup>a</sup>	Chemical name	f <sub>m</sub> 305
75-07-0 .....	Acetaldehyde .....	1.000
75-05-8 .....	Acetonitrile .....	0.989
98-86-2 .....	Acetophenone .....	0.314
107-02-8 .....	Acrolein .....	1.000
107-13-1 .....	Acrylonitrile .....	0.999

Pt. 63, Subpt. DD, Table 1

40 CFR Ch. I (7–1–07 Edition)

CAS No. <sup>a</sup>	Chemical name	f <sub>m</sub> 305
107-05-1	Allyl chloride	1.000
71-43-2	Benzene (includes benzene in gasoline)	1.000
98-07-7	Benzotrichloride (isomers and mixture)	0.958
100-44-7	Benzyl chloride	1.000
92-52-4	Biphenyl	0.864
542-88-1	Bis(chloromethyl)ether <sup>b</sup>	0.999
75-25-2	Bromoform	0.998
106-99-0	1,3-Butadiene	1.000
75-15-0	Carbon disulfide	1.000
56-23-5	Carbon tetrachloride	1.000
43-58-1	Carbonyl sulfide	1.000
133-90-4	Chloramben	0.633
108-90-7	Chlorobenzene	1.000
67-66-3	Chloroform	1.000
107-30-2	Chloromethyl methyl ether <sup>b</sup>	1.000
126-99-8	Chloroprene	1.000
98-82-8	Cumene	1.000
94-75-7	2,4-D, salts and esters	0.167
334-88-3	Diazomethane <sup>c</sup>	0.999
132-64-9	Dibenzofurans	0.967
96-12-8	1,2-Dibromo-3-chloropropane	1.000
106-46-7	1,4-Dichlorobenzene(p)	1.000
107-06-2	Dichloroethane (Ethylene dichloride)	1.000
111-44-4	Dichloroethyl ether (Bis(2-chloroethyl ether)	0.757
542-75-6	1,3-Dichloropropene	1.000
79-44-7	Dimethyl carbamoyl chloride <sup>c</sup>	0.150
64-67-5	Diethyl sulfate	0.0025
77-78-1	Dimethyl sulfate	0.086
121-69-7	N,N-Dimethylaniline	0.0008
51-28-5	2,4-Dinitrophenol	0.0077
121-14-2	2,4-Dinitrotoluene	0.0848
123-91-1	1,4-Dioxane (1,4-Diethyleneoxide)	0.869
106-89-8	Epichlorohydrin (1-Chloro-2,3-epoxypropane)	0.939
106-88-7	1,2-Epoxybutane	1.000
140-88-5	Ethyl acrylate	1.000
100-41-4	Ethyl benzene	1.000
75-00-3	Ethyl chloride (Chloroethane)	1.000
106-93-4	Ethylene dibromide (Dibromoethane)	0.999
107-06-2	Ethylene dichloride (1,2-Dichloroethane)	1.000
151-56-4	Ethylene imine (Aziridine)	0.867
75-21-8	Ethylene oxide	1.000
75-34-3	Ethylidene dichloride (1,1-Dichloroethane)	1.000
	Glycol ethers <sup>d</sup> that have a Henry's Law constant value equal to or greater than 0.1 Y/X (1.8×10 <sup>-6</sup> atm/gm-mole/m <sup>3</sup> ) at 25°C.	(e)
118-74-1	Hexachlorobenzene	0.97
87-68-3	Hexachlorobutadiene	0.88
67-72-1	Hexachloroethane	0.499
110-54-3	Hexane	1.000
78-59-1	Isophorone	0.506
58-89-9	Lindane (all isomers)	1.000
67-56-1	Methanol	0.855
74-83-9	Methyl bromide (Bromomethane)	1.000
74-87-3	Methyl chloride (Chloromethane)	1.000
71-55-6	Methyl chloroform (1,1,1-Trichloroethane)	1.000
78-93-3	Methyl ethyl ketone (2-Butanone)	0.990
74-88-4	Methyl iodide (Iodomethane)	1.0001
108-10-1	Methyl isobutyl ketone (Hexone)	0.9796
624-83-9	Methyl isocyanate	1.000
80-62-6	Methyl methacrylate	0.916
1634-04-4	Methyl tert butyl ether	1.000
75-09-2	Methylene chloride (Dichloromethane)	1.000
91-20-3	Naphthalene	0.994
98-95-3	Nitrobenzene	0.394
79-46-9	2-Nitropropane	0.989
82-68-8	Pentachloronitrobenzene (Quintobenzene)	0.839
87-86-5	Pentachlorophenol	0.0898
75-44-5	Phosgene <sup>c</sup>	1.000
123-38-6	Propionaldehyde	0.999
78-87-5	Propylene dichloride (1,2-Dichloropropane)	1.000
75-56-9	Propylene oxide	1.000
75-55-8	1,2-Propylenimine (2-Methyl aziridine)	0.945
100-42-5	Styrene	1.000
96-09-3	Styrene oxide	0.830
79-34-5	1,1,2,2-Tetrachloroethane	0.999



## Environmental Protection Agency

## Pt. 63, Subpt. DD, Table 2

CAS No. <sup>a</sup>	Chemical name	f <sub>m</sub> 305
127-18-4 .....	Tetrachloroethylene (Perchloroethylene) .....	1.000
108-88-3 .....	Toluene .....	1.000
95-53-4 .....	o-Toluidine .....	0.152
120-82-1 .....	1,2,4-Trichlorobenzene .....	1.000
71-55-6 .....	1,1,1-Trichloroethane (Methyl chlorform) .....	1.000
79-00-5 .....	1,1,2-Trichloroethane (Vinyl trichloride) .....	1.000
79-01-6 .....	Trichloroethylene .....	1.000
95-95-4 .....	2,4,5-Trichlorophenol .....	0.108
88-06-2 .....	2,4,6-Trichlorophenol .....	0.132
121-44-8 .....	Triethylamine .....	1.000
540-84-1 .....	2,2,4-Trimethylpentane .....	1.000
108-05-4 .....	Vinyl acetate .....	1.000
593-60-2 .....	Vinyl bromide .....	1.000
75-01-4 .....	Vinyl chloride .....	1.000
75-35-4 .....	Vinylidene chloride (1,1-Dichloroethylene) .....	1.000
1330-20-7 .....	Xylenes (isomers and mixture) .....	1.000
95-47-6 .....	o-Xylenes .....	1.000
108-38-3 .....	m-Xylenes .....	1.000
106-42-3 .....	p-Xylenes .....	1.000

## NOTES:

f<sub>m</sub> 305 = Method 305 fraction measure factor.

a. CAS numbers refer to the Chemical Abstracts Services registry number assigned to specific compounds, isomers, or mixtures of compounds.

b. Denotes a HAP that hydrolyzes quickly in water, but the hydrolysis products are also HAP chemicals.

c. Denotes a HAP that may react violently with water, exercise caustic is an expected analyte.

d. Denotes a HAP that hydrolyzes slowly in water.

e. The f<sub>m</sub> 305 factors for some of the more common glycol ethers can be obtained by contacting the Waste and Chemical Processes Group, Office of Air Quality Planning and Standards, Research Triangle Park, NC 27711.

[64 FR 38981, July 20, 1999]

TABLE 2 TO SUBPART DD OF PART 63—APPLICABILITY OF PARAGRAPHS IN SUBPART A OF THIS PART 63—GENERAL PROVISIONS TO SUBPART DD

Subpart A reference	Applies to Subpart DD	Explanation
63.1(a)(1) .....	Yes	Subpart DD (this table) specifies applicability of each paragraph in subpart A to subpart DD.
63.1(a)(2) .....	Yes	
63.1(a)(3) .....	Yes	
63.1(a)(4) .....	No	
63.1(a)(5)–63.1(a)(9) .....	No	
63.1(a)(10) .....	Yes	
63.1(a)(11) .....	Yes	
63.1(a)(12) .....	Yes	
63.1(a)(13) .....	Yes	
63.1(a)(14) .....	Yes	
63.1(b)(1) .....	No	
63.1(b)(2) .....	Yes	
63.1(b)(3) .....	No	
63.1(c)(1) .....	No	
63.1(c)(2) .....	No	Subpart DD explicitly specifies requirements that apply. Area sources are not subject to subpart DD.
63.1(c)(3) .....	No	
63.1(c)(4) .....	Yes	Except that sources are not required to submit notifications overridden by this table.
63.1(c)(5) .....	Yes	
63.1(d) .....	No	§ 63.681 of subpart DD specifies that if the same term is defined in subparts A and DD, it shall have the meaning given in subpart DD.
63.1(e) .....	No	
63.2 .....	Yes	Reserved.
63.3 .....	Yes	
63.4(a)(1)–63.4(a)(3) .....	Yes	
63.4(a)(4) .....	No	
63.4(a)(5) .....	Yes	
63.4(b) .....	Yes	
63.4(c) .....	Yes	
63.5(a)(1) .....	Yes	Except replace term “source” and “stationary source” in § 63.5(a)(1) of subpart A with “affected source.”
63.5(a)(2) .....	Yes	
63.5(b)(1) .....	Yes	
63.5(b)(2) .....	No	
63.5(b)(3) .....	Yes	

Pt. 63, Subpt. DD, Table 2

40 CFR Ch. I (7–1–07 Edition)

Subpart A reference	Applies to Subpart DD	Explanation
63.5(b)(4) .....	Yes	Except the cross-reference to § 63.9(b) is changed to § 63.9(b)(4) and (5). Subpart DD overrides § 63.9(b)(2) and (b)(3).
63.5(b)(5) .....	Yes	Reserved.
63.5(b)(6) .....	Yes	
63.5(c) .....	No	
63.5(d)(1)(i) .....	Yes	
63.5(d)(1)(ii) .....	Yes	
63.5(d)(1)(iii) .....	Yes	
63.5(d)(2) .....	No	
63.5(d)(3) .....	Yes	
63.5(d)(4) .....	Yes	
63.5(e) .....	Yes	
63.5(f)(1) .....	Yes	
63.5(f)(2) .....	Yes	
63.6(a) .....	Yes	
63.6(b)(1) .....	No	
63.6(b)(2) .....	No	Subpart DD specifies compliance dates for sources subject to subpart DD.
63.6(b)(3) .....	Yes	
63.6(b)(4) .....	No	May apply when standards are proposed under section 112(f) of the Clean Air Act. § 63.697 of subpart DD includes notification requirements.
63.6(b)(5) .....	No	
63.6(b)(6) .....	No	§ 63.680 of subpart DD specifies the compliance date.
63.6(b)(7) .....	No	
63.6(c)(1) .....	No	
63.6(c)(2)–63.6(c)(4) .....	No	
63.6(c)(5) .....	Yes	
63.6(d) .....	No	
63.6(e) .....	Yes	
63.6(f)(1) .....	Yes	
63.6(f)(2)(i) .....	Yes	
63.6(f)(2)(ii) .....	Yes	
63.6(f)(2)(iii) (A), (B), and (C) ..	Yes	Subpart DD specifies the use of monitoring data in determining compliance with subpart DD.
63.6(f)(2)(iii) (D) .....	No	
63.6(f)(2)(iv) .....	Yes	Subpart DD does not require opacity and visible emission standards. Except for § 63.6(i)(15), which is reserved.
63.6(f)(2)(v) .....	Yes	
63.6(f)(3) .....	Yes	
63.6(g) .....	Yes	
63.6(h) .....	No	
63.6(i) .....	Yes	
63.6(j) .....	Yes	
63.7(a)(1) .....	No	
63.7(a)(2) .....	Yes	Subpart DD specifies required testing and compliance demonstration procedures.
63.7(a)(3) .....	Yes	
63.7(b) .....	No	Subpart DD specifies test methods and procedures.
63.7(c) .....	No	
63.7(d) .....	Yes	
63.7(e)(1) .....	Yes	
63.7(e)(2) .....	Yes	
63.7(e)(3) .....	No	
63.7(e)(4) .....	Yes	
63.7(f) .....	No	
63.7(g) .....	Yes	Subpart DD specifies applicable methods and provides alternatives.
63.7(h)(1) .....	Yes	
63.7(h)(2) .....	Yes	Subpart DD specifies locations to conduct monitoring.
63.7(h)(3) .....	Yes	
63.7(h)(4) .....	No	
63.7(h)(5) .....	Yes	
63.8(a) .....	No	
63.8(b)(1) .....	Yes	
63.8(b)(2) .....	No	
63.8(b)(3) .....	Yes	
63.8(c)(1)(i) .....	Yes	
63.8(c)(1)(ii) .....	Yes	
63.8(c)(1)(iii) .....	Yes	Subpart DD specifies monitoring frequency
63.8(c)(2) .....	Yes	
63.8(c)(3) .....	Yes	
63.8(c)(4) .....	No	
63.8(c)(5)–63.8(c)(8) .....	No	

Environmental Protection Agency

Pt. 63, Subpt. DD, Table 3

Subpart A reference	Applies to Subpart DD	Explanation
63.8(d) .....	No	
63.8(e) .....	No	
63.8(f)(1) .....	Yes	
63.8(f)(2) .....	Yes	
63.8(f)(3) .....	Yes	
63.8(f)(4)(i) .....	Yes	
63.8(f)(4)(ii) .....	Yes	
63.8(f)(4)(iii) .....	No	
63.8(f)(5)(i) .....	Yes	
63.8(f)(5)(ii) .....	No	
63.8(f)(5)(iii) .....	Yes	
63.8(f)(6) .....	Yes	
63.8(g) .....	Yes	
63.9(a) .....	Yes	
63.9(b)(1)(i) .....	Yes	
63.9(b)(1)(ii) .....	No	
63.9(b)(2) .....	Yes	
63.9(b)(3) .....	No	
63.9(b)(4) .....	Yes	
63.9(b)(5) .....	Yes	
63.9(c) .....	Yes	
63.9(d) .....	Yes	
63.9(e) .....	No	
63.9(f) .....	No	
63.9(g) .....	No	
63.9(h) .....	Yes	
63.9(i) .....	Yes	
63.9(j) .....	No	
63.10(a) .....	Yes	
63.10(b)(1) .....	Yes	
63.10(b)(2)(i) .....	Yes	
63.10(b)(2)(ii) .....	Yes	
63.10(b)(2)(iii) .....	No	
63.10(b)(2)(iv) .....	Yes	
63.10(b)(2)(v) .....	Yes	
63.10(b)(2)(vi)–(ix) .....	Yes	
63.10(b)(2)(x)–(xi) .....	Yes	
63.10(b)(2) (xii)–(xiv) .....	No	
63.10(b)(3) .....	Yes	
63.10(c) .....	No	
63.10(d)(1) .....	No	
63.10(d)(2) .....	Yes	
63.10(d)(3) .....	No	
63.10(d)(4) .....	Yes	
63.10(d)(5)(i) .....	Yes	
63.10(d)(5)(ii) .....	Yes	
63.10(e) .....	No	
63.10(f) .....	Yes	
63.11–63.15 .....	Yes	

<sup>a</sup> Wherever subpart A specifies "postmark" dates, submittals may be sent by methods other than the U.S. Mail (e.g., by fax or courier). Submittals shall be sent by the specified dates, but a postmark is not required.

[64 FR 38983, July 20, 1999, as amended at 66 FR 1267, Jan. 8, 2001]

TABLE 3 TO SUBPART DD OF PART 63—TANK CONTROL LEVELS FOR TANKS AT EXISTING AFFECTED SOURCES AS REQUIRED BY 40 CFR 63.685(B)(1)

Tank design capacity (cubic meters)	Maximum HAP vapor pressure of off-site material managed in tank (kilopascals)	Tank control level
Design capacity less than 75 m <sup>3</sup> .....	Maximum HAP vapor pressure less than 76.6 kPa .....	Level 1.
Design capacity equal to or greater than 75 m <sup>3</sup> and less than 151 m <sup>3</sup> .	Maximum HAP vapor pressure less than 27.6 kPa .....	Level 1.
	Maximum HAP vapor pressure equal to or greater than 27.6 kPa.	Level 2.
Design capacity equal to or greater than 151 m <sup>3</sup> .....	Maximum HAP vapor pressures less than 5.2 kPa .....	Level 1.
	Maximum HAP vapor pressure equal to or greater than 5.2 kPa.	Level 2.

TABLE 4 TO SUBPART DD OF PART 63—TANK CONTROL LEVELS FOR TANKS AT NEW AFFECTED SOURCES AS REQUIRED BY 40 CFR 63.685(B)(2)

Tank design capacity (cubic meters)	Maximum HAP vapor pressure of off-site material managed in tank (kilopascals)	Tank control level
Design capacity less than 38 m <sup>3</sup> .....	Maximum HAP vapor pressure less than 76.6 kPa .....	Level 1.
Design capacity equal to or greater than 38 m <sup>3</sup> and less than 151 m <sup>3</sup> .	Maximum HAP vapor pressure less than 13.1 kPa .....	Level 1.
	Maximum HAP vapor pressure equal to or greater than 13.1 kPa.	Level 2.
Design capacity equal to or greater than 151 m <sup>3</sup> .....	Maximum HAP vapor pressure less than 0.7 kPa .....	Level 1.
	Maximum HAP vapor pressure equal to or greater than 0.7 kPa.	Level 2.

### Subpart EE—National Emission Standards for Magnetic Tape Manufacturing Operations

SOURCE: 59 FR 64596, Dec. 15, 1994, unless otherwise noted.

#### § 63.701 Applicability.

(a) Except as specified in paragraph (b) of this section, the provisions of this subpart apply to:

(1) Each new and existing magnetic tape manufacturing operation located at a major source of hazardous air pollutant (HAP) emissions; and

(2) A magnetic tape manufacturing operation for which the owner or operator chooses to use the provisions of § 63.703(b) and (h) to obtain a Federally enforceable limit on its potential to emit HAP.

EXPLANATORY NOTE: A reason the owner or operator would make the choice described in paragraph (a)(2) of this section is if the plant site, without this limit, would be a major source. The owner or operator could use this limit, which would establish the potential to emit from magnetic tape manufacturing operations, in conjunction with the potential to emit from the other HAP emission points at the stationary source, to be an area source. Note, however, that an owner or operator is not required to use the provisions in § 63.703(b) and (h) to determine the potential to emit HAP from magnetic tape manufacturing operations.

(b) This subpart does not apply to the following:

(1) Research or laboratory facilities; and

(2) Any coating operation that produces a quantity of magnetic tape that is 1 percent or less of total production (in terms of total square footage coated) from that coating operation in any 12-month period.

(c) The affected source subject to this standard is the magnetic tape manufacturing operation, as defined in § 63.702.

(d) An owner or operator of an existing affected source subject to the provisions of this subpart shall comply according to the following schedule:

(1) Within 3 years after the effective date of the standard, if the owner or operator is required to install a new add-on air pollution control device to meet the requirements of § 63.703(c) or (g); or

(2) Within 2 years after the effective date of the standard, if a new add-on air pollution control device is not needed to comply with § 63.703(c) or (g) of these standards.

(e) The compliance date for an owner or operator of a new affected source subject to the provisions of this subpart is immediately upon startup of the affected source.

(f) The provisions of this subpart apply during periods of startup and shutdown, and whenever magnetic tape manufacturing operations are taking place.

(g) Owners or operators of affected sources subject to the provisions of this subpart shall also comply with the requirements of subpart A as identified in Table 1, according to the applicability of subpart A to such sources.

(h) In any title V permit for an affected source, all research or laboratory facilities that are exempt from the requirements of this subpart shall be clearly identified.

#### § 63.702 Definitions.

(a) All terms used in this subpart that are not defined below have the

meaning given to them in the Clean Air Act and in subpart A of this part.

*Add-on air pollution control device* means equipment installed at the end of a process vent exhaust stack or stacks that reduces the quantity of a pollutant that is emitted to the air. The device may destroy or secure the pollutant for subsequent recovery. Examples are incinerators, condensers, carbon adsorbers, and biofiltration units. Transfer equipment and ductwork are not considered in and of themselves add-on air pollution control devices.

*Bag splitter* means a device for enclosed transfer of particulates. A bag of raw materials is placed in a hopper, the hopper is closed, and an internal mechanism slits the bag, releasing the particulates into either a closed conveyor that feeds the mix preparation equipment or into the mix preparation equipment itself.

*Base substrate* means the surface, such as plastic or paper, to which a coating is applied.

*Capture efficiency* means the fraction of all organic vapors or other pollutants generated by a process that are directed to an add-on air pollution control device.

*Capture device* means a hood, enclosed room, or other means of collecting HAP vapors or other pollutants into a duct that exhausts to an add-on air pollution control device.

*Carbon adsorber vessel* means one vessel in a series of vessels in a carbon adsorption system that contains carbon and is used to remove gaseous pollutants from a gaseous emission source.

*Car seal* means a seal that is placed on a device that is used either to open a closed valve or close an opened valve so that the position of the valve cannot be changed without breaking the seal.

*Closed system for flushing fixed lines* means a system in which the line to be flushed is disconnected from its original position and connected to two closed containers, one that contains cleaning solvent and one that is empty. Solvent is flushed from the container with cleaning solvent, through the line, and into the empty containers.

*Coater or coating applicator* means the apparatus used to apply a coating to a continuous base substrate.

*Coating application* means the process by which the coating mix is applied to the base substrate.

*Coating operation* means any coater, flashoff area, and drying oven located between a base substrate unwind station and a base substrate rewind station that coats a continuous base substrate.

*Control device efficiency* means the ratio of the emissions collected or destroyed by an add-on air pollution control device to the total emissions that are introduced to the control device, expressed as a percentage.

*Day* means a 24-consecutive-hour period.

*Drying oven* means a chamber that uses heat to bake, cure, polymerize, or dry a surface coating; if the coating contains volatile solvents, the volatile portion is evaporated in the oven.

*Enclosed transfer method* means a particulate HAP transfer method that uses an enclosed system to prevent particulate HAP from entering the atmosphere as dust. Equipment used for this purpose may include vacuum injection systems or other mechanical transfer systems, bag splitters, or supersacks.

*Equivalent diameter* means four times the area of an opening divided by its perimeter.

*Facility* means all contiguous or adjoining property that is under common ownership or control in which magnetic tape manufacturing is performed. The definition includes properties that are separated only by a road or other public right-of-way.

*Flashoff area* means the portion of a coating operation between the coater and the drying oven where solvent begins to evaporate from the coated base substrate.

*Flushing of fixed lines* means the flushing of solvent through lines that are typically fixed and are not associated with the cleaning of a tank, such as the line from the mix room to the coater.

*Freeboard ratio* means the vertical distance from the surface of the liquid to the top of the sink or tank (freeboard height) divided by the smaller of the length or width of the sink or tank evaporative area.

*Magnetic coatings* means coatings applied to base substrates to make magnetic tape. Components of magnetic coatings may include: Magnetic particles, binders, dispersants, conductive pigments, lubricants, solvents, and other additives.

*Magnetic particles* means particles in the coating mix that have magnetic properties. Examples of magnetic particles used in magnetic tape manufacturing are:  $\gamma$ -oxide, doped iron oxides, chromium dioxide, barium ferrite, and metallic particles that usually consist of elemental iron, cobalt, and/or nickel.

*Magnetic tape* means any flexible base substrate that is covered on one or both sides with a coating containing magnetic particles and that is used for audio recording, video recording, or any type of information storage.

*Magnetic tape manufacturing operation* means all of the emission points within a magnetic tape manufacturing facility that are specifically associated with the manufacture of magnetic tape. These include, but are not limited to:

- (1) Solvent storage tanks;
- (2) Mix preparation equipment;
- (3) Coating operations;
- (4) Waste handling devices;
- (5) Particulate transfer operations;
- (6) Wash sinks for cleaning removable parts;
- (7) Cleaning involving the flushing of fixed lines;
- (8) Wastewater treatment systems; and
- (9) Condenser vents associated with distillation and stripping columns in the solvent recovery area, but not including the vent on a condenser that is used as the add-on air pollution control device.

*Mill* means the pressurized equipment that uses the dispersing action of beads, combined with the high shearing forces of the centrifugal mixing action, to disperse the aggregates of magnetic particles thoroughly without reducing particle size.

*Mix preparation equipment* means the vessels, except for mills, used to prepare the magnetic coating.

*Natural draft opening* means any opening in a room, building, or total enclosure that remains open during operation of the facility and that is not

connected to a duct in which a fan is installed. The rate and direction of the natural draft through such an opening is a consequence of the difference in pressures on either side of the wall containing the opening.

*Nonregenerative carbon adsorber* means a carbon adsorber vessel in which the spent carbon bed does not undergo carbon regeneration in the adsorption vessel.

*Operating parameter value* means a minimum or maximum value established for a control device or process parameter that, if achieved by itself or in combination with one or more other operating parameter values, determines that an owner or operator has complied with an applicable emission limitation or standard.

*Overall HAP control efficiency* means the total efficiency of the control system, determined by the product of the capture efficiency and the control device efficiency.

*Particulate* means any material, except uncombined water, that exists as liquid or solid particles such as dust, smoke, mist, or fumes at standard conditions (760 millimeters of mercury, 0 degrees celsius).

*Particulate HAP transfer* means the introduction of a particulate HAP into other dry ingredients or a liquid solution.

*Removable parts cleaning* means cleaning of parts that have been moved from their normal position to a wash tank or sink containing solvent for the purpose of cleaning.

*Research or laboratory facility* means any stationary source whose primary purpose is to conduct research and development to develop new processes and products, where such source is operated under the close supervision of technically trained personnel and is not engaged in the manufacture of products for commercial sale in commerce, except in a de minimis manner.

*Separator* means a device in the wastewater treatment system in which immiscible solvent is physically separated from the water with which it is mixed.

*Solvent storage tanks* means the stationary tanks that are associated with magnetic tape operations and that store virgin solvent, spent solvent,

cleaning solvent, solvent at any stage of the solvent recovery process, or any volatile compound. They do not serve a process function.

*Solvent recovery area* means the collection of devices used to remove HAP emissions from process air, to recover the HAP, and to purify the HAP. Typically, this area contains a control device such as a carbon adsorber or condenser, the wastewater treatment system, and the distillation columns.

*Solvent recovery device* means, for the purposes of this subpart, an add-on air pollution control device in which HAP is captured rather than destroyed. Examples include carbon adsorption systems and condensers.

*Supersack* means a container of particulate from the manufacturer or supplier with attached feed tubes and that is used to transfer particulate under the following conditions: the feed tubes are attached directly to the mix preparation equipment, the attachment interface is sealed, and all openings on the mix transfer equipment are closed to the atmosphere.

*Temporary total enclosure* means a total enclosure that is constructed for the sole purpose of measuring the fugitive emissions from an affected source. A temporary total enclosure must be constructed and ventilated (through stacks suitable for testing) so that it has minimal impact on the performance of the permanent capture system. A temporary total enclosure will be assumed to achieve total capture of fugitive emissions if it conforms to the requirements found in § 63.705(c)(4)(i) and if all natural draft openings are at least four duct or hood equivalent diameters away from each exhaust duct or hood. Alternatively, the owner or operator may apply to the Administrator for approval of a temporary enclosure on a case-by-case basis.

*Total enclosure* means a structure that is constructed around a gaseous emission source so that all gaseous pollutants emitted from the source are collected and ducted through a control device, such that 100 percent capture efficiency is achieved. There are no fugitive emissions from a total enclosure. The only openings in a total enclosure are forced makeup air and exhaust ducts and any natural draft

openings such as those that allow raw materials to enter and exit the enclosure for processing. All access doors or windows are closed during routine operation of the enclosed source. Brief, occasional openings of such doors or windows to accommodate process equipment adjustments are acceptable, but if such openings are routine or if an access door remains open during the entire operation, the access door must be considered a natural draft opening. The average inward face velocity across the natural draft openings of the enclosure must be calculated including the area of such access doors. The drying oven itself may be part of the total enclosure. A permanent enclosure that meets the requirements found in § 63.705(c)(4)(i) is a total enclosure.

*Utilize* means the use of HAP that is delivered to mix preparation equipment for the purpose of formulating coatings, the use of any other HAP (e.g., dilution solvent) that is added at any point in the manufacturing process, and the use of any HAP for cleaning activities. Alternatively, annual HAP utilization can be determined as net usage; that is, the HAP inventory at the beginning of a 12-month period, plus the amount of HAP purchased during the 12-month period, minus the amount of HAP in inventory at the end of a 12-month period.

*Vacuum injection system* means a system in which a vacuum draws particulate from a storage container into a closed system that transfers particulates into the mix preparation equipment.

*Volatile organic compound (VOC)* means any organic compound that participates in atmospheric photochemical reactions or that is measured by EPA Test Methods 18, 24, or 25A in appendix A of part 60 or an alternative test method as defined in § 63.2.

*Volatile organic hazardous air pollutant (VOHAP) concentration* means the concentration of an individually-specified organic HAP in a wastewater discharge that is measured by Method 305 of appendix A to 40 CFR part 63.

*Waste handling* means processing or treatment of waste (liquid or solid) that is generated as a by-product of either the magnetic tape production process or cleaning operations.

*Waste handling device* means equipment that is used to separate solvent from solid waste (e.g., filter dryers) or liquid waste (e.g., pot stills and thin film evaporators). The solvents are recovered by heating, condensing, and collection.

*Wastewater discharge* means the water phase that is discharged from the separator in a wastewater treatment system.

*Wastewater treatment system* means the assortment of devices in which the solvent/water mixture, generated when the carbon bed in the carbon adsorber is desorbed by steam, is treated to remove residual organics in the water.

(b) The nomenclature used in this subpart is defined when presented or has the meaning given below:

(1)  $A_k$  = the area of each natural draft opening (k) in a total enclosure, in square meters.

(2)  $C_{aj}$  = the concentration of HAP or VOC in each gas stream (j) exiting the emission control device, in parts per million by volume.

(3)  $C_{bi}$  = the concentration of HAP or VOC in each gas stream (i) entering the emission control device, in parts per million by volume.

(4)  $C_{di}$  = the concentration of HAP or VOC in each gas stream (i) entering the emission control device from the affected source, in parts per million by volume.

(5)  $C_{ek}$  = the concentration of HAP or VOC in each uncontrolled gas stream (k) emitted directly to the atmosphere from the affected source, in parts per million by volume.

(6)  $C_{gv}$  = the concentration of HAP or VOC in each uncontrolled gas stream entering each individual carbon adsorber vessel (v), in parts per million by volume. For the purposes of calculating the efficiency of the individual carbon adsorber vessel,  $C_{gv}$  may be measured in the carbon adsorption system's common inlet duct prior to the branching of individual inlet ducts to the individual carbon adsorber vessels.

(7)  $C_{hv}$  = the concentration of HAP or VOC in the gas stream exiting each individual carbon adsorber vessel (v), in parts per million by volume.

(8)  $E$  = the control device efficiency achieved for the duration of the emission test (expressed as a fraction).

(9)  $F$  = the HAP or VOC emission capture efficiency of the HAP or VOC capture system achieved for the duration of the emission test (expressed as a fraction).

(10)  $FV$  = the average inward face velocity across all natural draft openings in a total enclosure, in meters per hour.

(11)  $G$  = the calculated mass of HAP per volume of coating solids (in kilograms per liter) contained in a batch of coating.

(12)  $H_v$  = the individual carbon adsorber vessel (v) efficiency achieved for the duration of the emission test (expressed as a fraction).

(13)  $H_{sys}$  = the efficiency of the carbon adsorption system calculated when each carbon adsorber vessel has an individual exhaust stack (expressed as a fraction).

(14)  $L_{si}$  = the volume fraction of solids in each batch of coating (i) applied as determined from the formulation records at the affected source.

(15)  $M_{ci}$  = the total mass in kilograms of each batch of coating (i) applied, or of each coating applied at an affected coating operation during a 7-day period, as appropriate, as determined from records at the affected source. This quantity shall be determined at a time and location in the process after all ingredients (including any dilution solvent) have been added to the coating, or if ingredients are added after the mass of the coating has been determined, appropriate adjustments shall be made to account for them.

(16)  $M_r$  = the total mass in kilograms of HAP or VOC recovered for a 7-day period.

(17)  $Q_{aj}$  = the volumetric flow rate of each gas stream (j) exiting the emission control device in either dry standard cubic meters per hour when EPA Method 18 in appendix A of part 60 is used to measure HAP or VOC concentration or in standard cubic meters per hour (wet basis) when EPA Method 25A is used to measure HAP or VOC concentration.

(18)  $Q_{bi}$  = the volumetric flow rate of each gas stream (i) entering the emission control device, in dry standard cubic meters per hour when EPA Method 18 is used to measure HAP or VOC



concentration or in standard cubic meters per hour (wet basis) when EPA Method 25A is used to measure HAP or VOC concentration.

(19)  $Q_{di}$  = the volumetric flow rate of each gas stream (i) entering the emission control device from the affected source in either dry standard cubic meters per hour when EPA Method 18 is used to measure HAP or VOC concentration or in standard cubic meters per hour (wet basis) when EPA Method 25A is used to measure HAP or VOC concentration.

(20)  $Q_{fk}$  = the volumetric flow rate of each uncontrolled gas stream (k) emitted directly to the atmosphere from the affected source in either dry standard cubic meters per hour when EPA Method 18 is used to measure HAP or VOC concentration or in standard cubic meters per hour (wet basis) when EPA Method 25A is used to measure HAP or VOC concentration.

(21)  $Q_{gv}$  = the volumetric flow rate of each gas stream entering each individual carbon adsorber vessel (v) in either dry standard cubic meters per hour when EPA Method 18 is used to measure HAP or VOC concentration or in standard cubic meters per hour (wet basis) when EPA Method 25A is used to measure HAP or VOC concentration. For purposes of calculating the efficiency of the individual carbon adsorber vessel, the value of  $Q_{gv}$  can be assumed to equal the value of  $Q_{hv}$  measured for that carbon adsorber vessel.

(22)  $Q_{hv}$  = the volumetric flow rate of each gas stream exiting each individual carbon adsorber vessel (v) in either dry standard cubic meters per hour when EPA Method 18 is used to measure HAP or VOC concentration or in standard cubic meters per hour (wet basis) when EPA Method 25A is used to measure HAP or VOC concentration.

(23)  $Q_{in i}$  = the volumetric flow rate of each gas stream (i) entering the total enclosure through a forced makeup air duct in standard cubic meters per hour (wet basis).

(24)  $Q_{out j}$  = the volumetric flow rate of each gas stream (j) exiting the total enclosure through an exhaust duct or hood in standard cubic meters per hour (wet basis).

(25) R = the overall HAP or VOC emission reduction achieved for the du-

ration of the emission test (expressed as a percentage).

(26)  $RS_i$  = the total mass in kilograms of HAP or VOC retained in the coated substrate after oven drying for a given magnetic tape product.

(27)  $V_{ci}$  = the total volume in liters of each batch of coating (i) applied as determined from records at the affected source.

(28)  $W_{oi}$  = the weight fraction of HAP or VOC in each batch of coating (i) applied, or of each coating applied at an affected coating operation during a 7-day period, as appropriate, as determined by EPA Method 24 or formulation data. This value shall be determined at a time and location in the process after all ingredients (including any dilution solvent) have been added to the coating, or if ingredients are added after the weight fraction of HAP or VOC in the coating has been determined, appropriate adjustments shall be made to account for them.

#### § 63.703 Standards.

(a) Each owner or operator of any affected source that is subject to the requirements of this subpart shall comply with the requirements of this subpart on and after the compliance dates specified in § 63.701.

(b)(1) The owner or operator subject to § 63.701(a)(2) shall determine limits on the amount of HAP utilized (see definition) in the magnetic tape manufacturing operation as the values for the potential to emit HAP from the magnetic tape manufacturing operation.

(2) The limits on the amount of HAP utilized in the magnetic tape manufacturing operations shall be determined in the following manner.

(i) The potential to emit each HAP from each emission point at the stationary source, other than those from magnetic tape manufacturing operations, shall be calculated and converted to the units of Mg/yr (or tons/yr).

(ii) The limits on the HAP utilized in the magnetic tape manufacturing operation shall be determined as the values that, when summed with the values in paragraph (b)(2)(i) of this section, are less than 9.1 Mg/yr (10 tons/yr) for each individual HAP and 22.7 Mg/yr (25 tons/yr) for the combination of HAP.

(3) The limits on the HAP utilized determined in paragraph (b)(2) of this section shall be in terms of Mg/yr (or tons/yr), calculated monthly on a rolling 12-month average. The owner or operator shall not exceed these limits.

(4) An owner or operator subject to paragraph (b) of this section shall meet the requirements in paragraph (h) of this section.

(5) A magnetic tape manufacturing operation that is subject to paragraph (b) of this section and is located at an area source is not subject to paragraphs (c) through (g) of this section.

(c) Except as provided by § 63.703(b), each owner or operator of an affected source subject to this subpart shall limit gaseous HAP emitted from each solvent storage tank, piece of mix preparation equipment, coating operation, waste handling device, and condenser vent in solvent recovery as specified in paragraphs (c)(1) through (c)(5) of this section:

(1) Except as otherwise allowed in paragraphs (c)(2), (3), (4), and (5) of this section, each owner or operator shall limit gaseous HAP emitted from each solvent storage tank, piece of mix preparation equipment, coating operation, waste handling device, and condenser vent in solvent recovery by an overall HAP control efficiency of at least 95 percent.

(2) An owner or operator that uses an incinerator to control emission points listed in paragraph (c)(1) of this section may choose to meet the overall HAP control efficiency requirement of paragraph (c)(1) of this section, or may operate the incinerator such that an outlet HAP concentration of no greater than 20 parts per million by volume (ppmv) by compound on a dry basis is achieved, as long as the efficiency of the capture system is 100 percent.

(3) An owner or operator may choose to meet the requirements of paragraph (c)(1) or (2) of this section by venting the room, building, or enclosure in which the HAP emission point is located to an add-on air pollution control device, as long as the required overall HAP control efficiency of this method is sufficient to meet the requirements of paragraph (c)(1) or (2) of this section.

(4) In lieu of controlling HAP emissions from each solvent storage tank

and piece of mix preparation equipment to the level required by paragraph (c)(1) of this section, an owner or operator of an affected source may elect to comply with one of the options set forth in paragraph (c)(4)(i), (ii) or (iii) of this section.

(i) Control HAP emissions from all coating operations by an overall HAP control efficiency of at least 97 percent in lieu of either:

(A) Controlling up to 10 HAP solvent storage tanks that do not exceed 20,000 gallons each in capacity; or

(B) Controlling 1 piece of mix preparation equipment that does not exceed 1,200 gallons in capacity and up to 8 HAP solvent storage tanks that do not exceed 20,000 gallons each in capacity; or

(C) Controlling up to 2 pieces of mix preparation equipment that do not exceed 1,200 gallons each in capacity and up to 6 HAP solvent storage tanks that do not exceed 20,000 gallons each in capacity; or

(D) Controlling up to 3 pieces of mix preparation equipment that do not exceed 1,200 gallons each in capacity and up to 4 HAP solvent storage tanks that do not exceed 20,000 gallons each in capacity; or

(E) Controlling up to 4 pieces of mix preparation equipment that do not exceed 1,200 gallons each in capacity and up to 2 HAP solvent storage tanks that do not exceed 20,000 gallons each in capacity; or

(F) Controlling up to 5 pieces of mix preparation equipment that do not exceed 1,200 gallons each in capacity.

(ii) Control HAP emissions from all coating operations by an overall HAP control efficiency of at least 98 percent in lieu of either:

(A) Controlling up to 15 HAP solvent storage tanks that do not exceed 20,000 gallons each in capacity; or

(B) Controlling 1 piece of mix preparation equipment that does not exceed 1,200 gallons in capacity and up to 13 HAP solvent storage tanks that do not exceed 20,000 gallons each in capacity; or

(C) Controlling up to 2 pieces of mix preparation equipment that do not exceed 1,200 gallons each in capacity and up to 11 HAP solvent storage tanks

that do not exceed 20,000 gallons each in capacity; or

(D) Controlling up to 3 pieces of mix preparation equipment that do not exceed 1,200 gallons each in capacity and up to 9 HAP solvent storage tanks that do not exceed 20,000 gallons each in capacity; or

(E) Controlling up to 4 pieces of mix preparation equipment that do not exceed 1,200 gallons each in capacity and up to 7 HAP solvent storage tanks that do not exceed 20,000 gallons each in capacity; or

(F) Controlling up to 5 pieces of mix preparation equipment that do not exceed 1,200 gallons each in capacity and up to 5 HAP solvent storage tanks that do not exceed 20,000 gallons each in capacity; or

(G) Controlling up to 6 pieces of mix preparation equipment that do not exceed 1,200 gallons each in capacity and up to 3 HAP solvent storage tanks that do not exceed 20,000 gallons each in capacity; or

(H) Controlling up to 7 pieces of mix preparation equipment that do not exceed 1,200 gallons each in capacity and up to 1 HAP solvent storage tank that does not exceed 20,000 gallons in capacity.

(iii) Control HAP emissions from all coating operations by an overall HAP control efficiency of at least 99 percent in lieu of either:

(A) Controlling up to 20 HAP solvent storage tanks that do not exceed 20,000 gallons each in capacity; or

(B) Controlling 1 piece of mix preparation equipment that does not exceed 1,200 gallons in capacity and up to 18 HAP solvent storage tanks that do not exceed 20,000 gallons each in capacity; or

(C) Controlling up to 2 pieces of mix preparation equipment that do not exceed 1,200 gallons each in capacity and up to 16 HAP solvent storage tanks that do not exceed 20,000 gallons each in capacity; or

(D) Controlling up to 3 pieces of mix preparation equipment that do not exceed 1,200 gallons each in capacity and up to 14 HAP solvent storage tanks that do not exceed 20,000 gallons each in capacity; or

(E) Controlling up to 4 pieces of mix preparation equipment that do not ex-

ceed 1,200 gallons each in capacity and up to 12 HAP solvent storage tanks that do not exceed 20,000 gallons each in capacity; or

(F) Controlling up to 5 pieces of mix preparation equipment that do not exceed 1,200 gallons each in capacity and up to 10 HAP solvent storage tanks that do not exceed 20,000 gallons each in capacity; or

(G) Controlling up to 6 pieces of mix preparation equipment that do not exceed 1,200 gallons each in capacity and up to 8 HAP solvent storage tanks that do not exceed 20,000 gallons each in capacity; or

(H) Controlling up to 7 pieces of mix preparation equipment that do not exceed 1,200 gallons each in capacity and up to 6 HAP solvent storage tanks that do not exceed 20,000 gallons each in capacity; or

(I) Controlling up to 8 pieces of mix preparation equipment that do not exceed 1,200 gallons each in capacity and up to 4 HAP solvent storage tanks that do not exceed 20,000 gallons each in capacity; or

(J) Controlling up to 9 pieces of mix preparation equipment that do not exceed 1,200 gallons each in capacity and up to 2 HAP solvent storage tanks that do not exceed 20,000 gallons each in capacity; or

(K) Controlling up to 10 pieces of mix preparation equipment that do not exceed 1,200 gallons each in capacity.

(iv) Owners or operators choosing to meet the requirements of paragraphs (c)(4)(i), (ii), or (iii) of this section are also subject to the reporting requirement of § 63.707(k).

(5) In lieu of controlling HAP emissions from a coating operation to the level required by paragraph (c)(1) of this section, owners or operators may use magnetic coatings that contain no greater than 0.18 kilograms of HAP per liter of coating solids for that coating operation. For the requirements of this paragraph, §§ 63.6(e)(3), 63.6(f) (1) and (2), 63.8(b) (2) and (3), 63.8(c), 63.8(d), 63.8(e), 63.8(g), 63.9 (e) and (g), 63.10(c), 63.10(d) (2), (3), and (5), 63.10(e) (1) and (2), and 63.11 of subpart A do not apply.

(d) *Particulate transfer operations.* Except as stipulated by § 63.703(b), each owner or operator of an affected source subject to this subpart shall:

(1) Use an enclosed transfer method to perform particulate HAP transfer; or

(2) Direct emissions from particulate HAP transfer through a hood or enclosure to a baghouse or fabric filter that exhibits no visible emissions while controlling HAP emissions from particulate HAP transfer.

(e) *Wash sinks for cleaning removable parts.* (1) Except as stipulated by § 63.703(b), each owner or operator of an affected source subject to this subpart shall limit gaseous HAP emissions from each wash sink containing HAP:

(i) So that the overall HAP control efficiency is no less than 88 percent; or

(ii) By maintaining a minimum freeboard ratio of 75 percent in the wash sink at all times when the sink contains HAP.

(2) Owners or operators may meet the requirements of paragraph (e)(1)(i) of this section by venting the room, building, or enclosure in which the sink is located, as long as the overall HAP control efficiency of this method is demonstrated to be at least 88 percent using the test methods in § 63.705(e).

(3) Wash sinks subject to the control provisions of subpart T of this part are not subject to paragraph (e)(1) or (e)(2) of this section.

(f) *Equipment for flushing fixed lines.* (1) Except as stipulated by § 63.703(b), each owner or operator of an affected source subject to this subpart shall limit gaseous HAP emissions from each affected set of equipment for flushing fixed lines:

(i) So that the overall HAP control efficiency is at least 95 percent; or

(ii) By using a closed system for flushing fixed lines.

(2) Owners or operators may meet the requirements of paragraph (f)(1)(i) of this section by venting the room, building, or enclosure in which the fixed lines are located, as long as the overall HAP control efficiency of this method is demonstrated to be at least 95 percent using the test methods in § 63.705(f).

(g) *Wastewater treatment systems.* (1) Except as stipulated by § 63.703(b), each owner or operator of an affected source subject to this subpart shall:

(i) Treat the wastewater discharge to remove each HAP from magnetic tape manufacturing operations that is present in the wastewater discharge by at least the fraction removed ( $F_R$ ) specified in Table 9 of 40 CFR part 63, subpart G; or

(ii) Treat (other than by dilution) the HAP from magnetic tape manufacturing operations that are present in the wastewater discharge such that the exit concentration is less than 50 ppmw of total VOHAP.

(2) The treatment method used to meet the requirements of paragraph (g)(1) of this section shall not transfer emissions from the water to the atmosphere in an uncontrolled manner.

(h)(1) Magnetic tape manufacturing operations that are subject to § 63.703(b) and are not at major sources are not subject to §§ 63.6(e), 63.6(f), 63.6(g), 63.6(i)(4), 63.7, 63.8, 63.9 (c) through (h), 63.10(b)(2), 63.10(c), 63.10(d) (2) through (5), 63.10(e), and 63.11 of subpart A.

(2) Magnetic tape manufacturing operations subject to § 63.703(b) shall fulfill the recordkeeping requirements of § 63.706(e) and the reporting requirements of § 63.707 (b), (c), and (j).

(3) An owner or operator of a magnetic tape manufacturing operation subject to § 63.703(b) who chooses to no longer be subject to § 63.703(b) shall notify the Administrator or delegated State of such change. If by no longer being subject to § 63.703(b), the source at which the magnetic tape manufacturing operation is located would become a major source, the owner or operator shall meet the following requirements, starting from the date of such notification:

(i) Comply with paragraphs (c) through (g) of this section, and other provisions of this subpart within the timeframe specified in § 63.6(c)(5); and

(ii) Comply with the HAP utilization limits in § 63.703(b) until the requirements of paragraph (h)(3)(i) of this section are met.

(i) For any solvent storage tank, piece of mix preparation equipment, waste handling device, condenser vent in solvent recovery, wash sink for cleaning removable parts, and set of equipment for flushing of fixed lines, the owner or operator may, instead of

meeting the requirements of paragraphs (c)(1), (e)(1)(i), or (f)(1)(i) of this section, vent the gaseous HAP emissions to an add-on air pollution control device other than an incinerator that, in conjunction with capture equipment or ductwork, is designed to achieve an overall HAP control efficiency of at least 95 percent for the emissions from the coating operation, and achieve an alternate outlet concentration limit when coating operations are not occurring, as determined in § 63.704(b)(11)(ii).

(j) The requirements of this subpart do not preclude the use of pressure relief valves and vacuum relief valves for safety purposes.

[59 FR 64596, Dec. 15, 1994, as amended at 64 FR 17464, Apr. 9, 1999]

**§ 63.704 Compliance and monitoring requirements.**

(a) For owners or operators of an affected source that are using add-on air pollution control equipment or a steam stripper to comply with § 63.703, paragraph (b) of this section identifies the operating parameter to be monitored to demonstrate continuous compliance. For all owners or operators subject to § 63.703, except § 63.703(b) and (h), regardless of the type of control technique used, paragraph (c) of this section identifies the procedures that must be followed to demonstrate continuous compliance with § 63.703.

(b) *Establishing a limit under § 63.703(i) and operating parameter values.* The owner or operator of an affected source subject to § 63.703 except § 63.703(b) and (h), shall establish the operating parameter value to be monitored for compliance as required by paragraph (c) of this section, in accordance with paragraphs (b)(1) through (b)(11) of this section. An owner or operator subject to § 63.703(i) shall establish a limit as required in paragraph (b)(11)(ii) of this section.

(1) Except as allowed by paragraphs (b)(2), (3), (4), (5), or (9) of this section, for each add-on air pollution control device used to control solvent HAP emissions, the owner or operator shall fulfill the requirements of paragraph (b)(1)(i) or (ii) of this section.

(i) The owner or operator shall establish as a site-specific operating parameter the outlet total HAP or VOC con-

centration that demonstrates compliance with § 63.703(c)(1), (c)(2), (c)(4), (e)(1)(i), (f)(1)(i), or (i) as appropriate; or

(ii) The owner or operator shall establish as the site-specific operating parameter the control device efficiency that demonstrates compliance with § 63.703(c)(1), (c)(4), (e)(1)(i), and (f)(1)(i).

(iii) When a nonregenerative carbon adsorber is used to comply with § 63.703(c)(1), the site-specific operating parameter value may be established as part of the design evaluation used to demonstrate initial compliance (§ 63.705(c)(6)). Otherwise, the site-specific operating parameter value shall be established during the initial performance test conducted according to the procedures of § 63.705(c)(1), (2), (3), or (4).

(2) For each condenser used as the add-on air pollution control device to comply with § 63.703(c), (e)(1)(i), (f)(1)(i) or (i), in lieu of meeting the requirements of § 63.704(b)(1), during the initial performance test conducted according to the procedures of § 63.705(c)(1), (2), or (4), the owner or operator may establish as a site-specific operating parameter the maximum temperature of the condenser vapor exhaust stream and shall set the operating parameter value that demonstrates compliance with § 63.703(c), (e)(1)(i), (f)(1)(i) or (i) as appropriate;

(3) For each thermal incinerator, in lieu of meeting the requirements of § 63.704(b)(1), during the initial performance test conducted according to the procedures of § 63.705(c)(1), (2), or (4), the owner or operator may establish as a site-specific operating parameter the minimum combustion temperature and set the operating parameter value that demonstrates compliance with § 63.703(c), (e)(1)(i), or (f)(1)(i), as appropriate.

(4) For each catalytic incinerator, in lieu of meeting the requirements of § 63.704(b)(1), during the initial performance test conducted according to the procedures of § 63.705(c)(1), (2), or (4), the owner or operator may establish as site-specific operating parameters the minimum gas temperature upstream of the catalyst bed and the minimum gas

temperature difference across the catalyst bed, and set the operating parameter values that demonstrate compliance with § 63.703(c), (e)(1)(i), or (f)(1)(i), as appropriate.

(5) For each nonregenerative carbon adsorber, in lieu of meeting the requirements of § 63.704(b)(1), the owner or operator may establish as the site-specific operating parameter the carbon replacement time interval, as determined by the maximum design flow rate and organic concentration in the gas stream vented to the carbon adsorption system. The carbon replacement time interval shall be established either as part of the design evaluation to demonstrate initial compliance (§ 63.705(c)(6)), or during the initial performance test conducted according to the procedures of § 63.705(c)(1), (2), (3), or (4).

(6) Each owner or operator venting solvent HAP emissions from a source through a room, enclosure, or hood, to a control device to comply with § 63.703(c), (e)(1)(i), (f)(1)(i), or (i) shall:

(i) Submit to the Administrator with the compliance status report required by § 63.9(h) of the General Provisions a plan that:

(A) Identifies the operating parameter to be monitored to ensure that the capture efficiency measured during the initial compliance test is maintained;

(B) Discusses why this parameter is appropriate for demonstrating ongoing compliance; and

(C) Identifies the specific monitoring procedures;

(ii) Set the operating parameter value, or range of values, that demonstrate compliance with § 63.703(c), (e)(1)(i), (f)(1)(i), or (i), as appropriate; and

(iii) Conduct monitoring in accordance with the plan submitted to the Administrator unless comments received from the Administrator require an alternate monitoring scheme.

(7) For each baghouse or fabric filter used to control particulate HAP emissions in accordance with § 63.703(d)(2), the owner or operator shall establish as the site-specific operating parameter the minimum ventilation air flow rate through the inlet duct to the baghouse or fabric filter that ensures that particulate HAP are being captured and

delivered to the control device. The minimum ventilation air flow rate is to be supported by the engineering calculations that are considered part of the initial performance test, as required by § 63.705(g)(2).

(8) Owners or operators subject to § 63.704(b)(1), (2), (3), (4), (5), (6), or (7) shall calculate the site-specific operating parameter value, or range of values, as the arithmetic average of the maximum and/or minimum operating parameter values, as appropriate, that demonstrate compliance with § 63.703(c), (d), (e), (f) or (i) during the multiple test runs required by § 63.705(b)(2) and (b)(1), or during the multiple runs of other tests conducted as allowed by paragraph § 63.704(b)(11).

(9) For each solvent recovery device used to comply with § 63.703(c), in lieu of meeting the requirements of paragraph (b)(1) of this section, the results of the material balance calculation conducted in accordance with § 63.705(c)(1) may serve as the site-specific operating parameter that demonstrates compliance with § 63.703(c).

(10) Owners or operators complying with the provisions of § 63.703(g) shall establish the site-specific operating parameter according to paragraph (b)(10)(i) or (ii) of this section.

(i) Owners or operators using a steam stripper shall establish the steam-to-feed ratio as the site-specific operating parameter, except as allowed in paragraph (b)(10)(ii) of this section, according to the following criteria:

(A) The minimum operating parameter value shall correspond to at least the fraction removed specified in § 63.703(g)(1)(i) and be submitted to the permitting authority for approval with the design specifications required by § 63.705(h)(1); or

(B) The minimum operating parameter value shall be that value that corresponds to a total VOHAP outlet concentration in the wastewater of less than 50 ppmw as determined through tests conducted in accordance with § 63.705(b)(9) and (h)(2); or

(C) The minimum operating parameter value shall be the value that corresponds to at least the fraction removed specified in § 63.705(g)(1)(i), as demonstrated through tests conducted

in accordance with § 63.705(b)(9) and (h)(3).

(ii) Owners or operators complying with § 63.703(g) through the use of a steam stripper or any other control technique may establish as a site-specific operating parameter the outlet total VOHAP concentration according to the following criteria:

(A) The minimum operating parameter value shall correspond to at least the fraction removed specified in § 63.703(g)(1)(i) and be submitted to the permitting authority for approval with the design specifications required by § 63.705(h)(1); or

(B) The minimum operating parameter value shall be a total VOHAP outlet concentration in the wastewater of less than 50 ppmw, as required by § 63.703(g)(1)(ii), and as determined through tests conducted in accordance with § 63.705 (b)(9) and (h)(2); or

(C) The minimum operating parameter value shall be the value that corresponds to at least the fraction removed specified in § 63.705(g)(1)(i), as demonstrated through tests conducted in accordance with § 63.705 (b)(9) and (h)(3).

(11) *Compliance provisions for nonrepresentative operating conditions.* (i) The owner or operator of an affected source may conduct multiple performance tests to establish the operating parameter value, or range of values, that demonstrates compliance with the standards in § 63.703 during various operating conditions.

(ii) To establish an alternate outlet concentration limit as provided in § 63.703(i), the owner or operator, when the coating operation is not occurring, shall conduct a performance test using the methods in § 63.705 for determining initial compliance with § 63.703 (c)(1), (e)(1)(i) or (f)(1)(i), or shall collect data from continuous emission monitors used to determine continuous compliance as specified in § 63.704 (b) and (c). During the period in which this limit is being established, the control device shall be operated in accordance with good air pollution control practices and in the same manner as it was operated to achieve the emission limitation for coating operations. Owners or operators choosing to establish such an alternative shall also comply with para-

graphs (b)(11)(ii) (A) and (B) of this section.

(A) The owner or operator shall submit the alternate outlet HAP concentration limit within 180 days after the compliance demonstration required by § 63.7 of subpart A, to the Administrator, as required by § 63.707(k)(1).

(B) The Administrator will approve or disapprove the limit proposed in accordance with paragraph (b)(11)(ii)(A) of this section within 60 days of receipt of the report required by § 63.707(k)(1), and any other supplemental information requested by the Administrator to support the alternate limit.

(c) *Continuous compliance monitoring.* Following the date on which the initial compliance demonstration is completed, continuous compliance with the standards shall be demonstrated as outlined in paragraphs (c), (d), (e), or (f) of this section.

(1)(i) Each owner or operator of an affected source subject to § 63.703 (c)(1), (c)(2), (c)(3), (c)(4), (e)(1)(i), (f)(1)(i), or (i) of this subpart shall monitor the applicable parameters specified in paragraphs (c)(3), (4), (5), (6), (7), or (9) of this section depending on the type of control technique used, and shall monitor the parameters specified in paragraph (c)(10) of this section.

(ii) Each owner or operator of an affected source subject to § 63.703(c)(5) of this subpart shall demonstrate continuous compliance as required by paragraph (c)(8) of this section.

(iii) Each owner or operator of an affected source subject to § 63.703(d)(2) of this subpart shall demonstrate continuous compliance as required by paragraph (e) of this section.

(iv) Each owner or operator of an affected source subject to § 63.703(g) of this subpart shall demonstrate continuous compliance as required by paragraph (d) of this section.

(2) Compliance monitoring shall be subject to the following provisions.

(i) Except as allowed by paragraph (c)(3)(i)(C) of this section, all continuous emission monitors shall comply with performance specification (PS) 8 or 9 in 40 CFR part 60, appendix B, as appropriate depending on whether volatile organic compound (VOC) or HAP concentration is being measured. The requirements in appendix F of 40 CFR

part 60 shall also be followed. In conducting the quarterly audits required by appendix F, owners or operators must challenge the monitors with compounds representative of the gaseous emission stream being controlled.

(ii) All temperature monitoring equipment shall be installed, calibrated, maintained, and operated according to the manufacturer's specifications. The thermocouple calibration shall be verified or replaced every 3 months. The replacement shall be done either if the owner or operator chooses not to calibrate the thermocouple, or if the thermocouple cannot be properly calibrated.

(iii) If the effluent from multiple emission points are combined prior to being channeled to a common control device, the owner or operator is required only to monitor the common control device, not each emission point.

(3) Owners or operators complying with § 63.703(c), (e)(1)(i), (f)(1)(i), or (i) through the use of a control device and establishing a site-specific operating parameter in accordance with § 63.704(b)(1) shall fulfill the requirements of paragraphs (c)(3)(i) of this section and paragraph (c)(3)(ii), (iii), (iv), or (v) of this section, as appropriate.

(i) The owner or operator shall install, calibrate, operate, and maintain a continuous emission monitor.

(A) The continuous emission monitor shall be used to measure continuously the total HAP or VOC concentration at both the inlet and the outlet whenever HAP from magnetic tape manufacturing operations are vented to the control device, if continuous compliance is demonstrated through a percent efficiency calculation (§ 63.704(b)(1)(ii)); or

(B) The continuous emission monitor shall be used to measure continuously the total outlet HAP or VOC concentration whenever HAP from magnetic tape manufacturing operations are vented to the control device, if the provisions of § 63.704(b)(1)(i) are being used to determine continuous compliance.

(C) For owners or operators using a nonregenerative carbon adsorber, in lieu of using continuous emission mon-

itors as specified in paragraph (c)(3)(i) (A) or (B) of this section, the owner or operator may use a portable monitoring device to monitor total HAP or VOC concentration at the inlet and outlet, or outlet of the carbon adsorber, as appropriate.

(1) The monitoring device shall be calibrated, operated, and maintained in accordance with the manufacturer's specifications.

(2) The monitoring device shall meet the requirements of part 60, appendix A, method 21, sections 2, 3, 4.1, 4.2, and 4.4. For the purposes of paragraph (c)(3)(i)(C) of this section, the words "leak definition" in method 21 shall be the outlet concentration determined in accordance with § 63.704(b)(1). The calibration gas shall either be representative of the compounds to be measured or shall be methane, and shall be at a concentration associated with 125 percent of the expected organic compound concentration level for the carbon adsorber outlet vent.

(3) The probe inlet of the monitoring device shall be placed at approximately the center of the carbon adsorber outlet vent. The probe shall be held there for at least 5 minutes during which flow into the carbon adsorber is expected to occur. The maximum reading during that period shall be used as the measurement.

(ii) If complying with § 63.703 (c)(1), (c)(3), (c)(4), (e)(1)(i), (f)(1)(i), or (i) through the use of a carbon adsorption system with a common exhaust stack for all of the carbon vessels, the owner or operator shall not operate the control device at an average control efficiency less than that required by § 63.703 (c)(1), (c)(3), (c)(4), (e)(1)(i), or (f)(1)(i) or at an average outlet concentration exceeding the site-specific operating parameter value or that required by § 63.703(i), for three consecutive adsorption cycles. Operation in this manner shall constitute a violation of § 63.703 (c)(1), (c)(3), (c)(4), (e)(1)(i), (f)(1)(i), or (i).

(iii) If complying with § 63.703 (c)(1), (c)(3), (c)(4), (e)(1)(i), (f)(1)(i), or (i) through the use of a carbon adsorption system with individual exhaust stacks for each of the multiple carbon adsorber vessels, the owner or operator shall not operate any carbon adsorber



vessel at an average control efficiency less than that required by § 63.703 (c)(1), (c)(3), (c)(4), (e)(1)(i), or (f)(1)(i), or at an average outlet concentration exceeding the site-specific operating parameter value or that required by § 63.703(i), as calculated daily using a 3-day rolling average. Operation in this manner shall constitute a violation of § 63.703 (c)(1), (c)(3), (c)(4), (e)(1)(i), (f)(1)(i), or (i).

(iv) If complying with § 63.703 (c)(1), (c)(2), (c)(3), (c)(4), (e)(1)(i), (f)(1)(i), or (i) through the use of any control device other than a carbon adsorber, the owner or operator shall not operate the control device at an average control efficiency less than that required by § 63.703 (c)(1), (c)(3), (c)(4), (e)(1)(i), or (f)(1)(i), or at an average outlet concentration exceeding the site-specific operating parameter value or that required by § 63.703(c)(2) or (i), as calculated for any 3-hour period. Operation in this manner shall constitute a violation of § 63.703 (c)(1), (c)(2), (c)(3), (c)(4), (e)(1)(i), (f)(1)(i), or (i).

(v) If complying with § 63.703(c)(1) through the use of a nonregenerative carbon adsorber, in lieu of the requirements of paragraphs (c)(3) (ii) or (iii) of this section, the owner or operator may:

(A) monitor the VOC or HAP concentration of the adsorber exhaust daily or at intervals no greater than 20 percent of the design carbon replacement interval, whichever is greater; operation of the control device at a HAP or VOC concentration greater than that determined in accordance with § 63.704(b)(1)(iii) shall constitute a violation of § 63.703 (c)(1), (e)(1)(i), or (f)(1)(i); or

(B) replace the carbon in the carbon adsorber system with fresh carbon at a regular predetermined time interval as determined in accordance with § 63.704(b)(5); failure to replace the carbon at this predetermined time interval shall constitute a violation of § 63.703 (c)(1), (e)(1)(i), or (f)(1)(i).

(4) Owners or operators complying with § 63.703 (c)(1), (c)(3), (c)(4), (e)(1)(i), (f)(1)(i), or (i) through the use of a condenser as the add-on air pollution control device, and demonstrating compliance in accordance with § 63.704(b)(2), shall install, calibrate, operate, and

maintain a thermocouple to measure continuously the temperature of the condenser vapor exhaust stream whenever HAP from magnetic tape manufacturing operations are vented to the control device. Operation of the control device at an average vapor exhaust temperature greater than the site-specific operating parameter value or values established in accordance with § 63.704(b)(2) for any 3-hour period shall constitute a violation of § 63.703 (c)(1), (c)(3), (c)(4), (e)(1)(i), (f)(1)(i) or (i).

(5) Owners or operators complying with § 63.703 (c)(1), (c)(2), (c)(3), (c)(4), (e)(1)(i), or (f)(1)(i) through the use of a thermal incinerator and demonstrating compliance in accordance with § 63.704(b)(3) shall install, calibrate, operate, and maintain a thermocouple to measure continuously the combustion temperature whenever HAP from magnetic tape manufacturing operations are vented to the control device. Operation of the control device at an average combustion temperature less than the operating parameter value or values established in accordance with § 63.704(b)(3) for any 3-hour period shall constitute a violation of § 63.703 (c)(1), (c)(2), (c)(3), (c)(4), (e)(1)(i), or (f)(1)(i).

(6) Owners or operators complying with § 63.703 (c)(1), (c)(2), (c)(3), (c)(4), (e)(1)(i), or (f)(1)(i) through the use of a catalytic incinerator and demonstrating compliance in accordance with § 63.704(b)(4) shall install, calibrate, operate, and maintain a thermocouple to measure continuously the gas temperature both upstream and downstream of the catalyst bed whenever HAP from magnetic tape manufacturing operations are vented to the control device. Operation of the control device at an average upstream gas temperature, or at an average gas temperature difference across the catalyst bed, less than the operating parameter values established in accordance with § 63.704(b)(4) for any 3-hour period shall constitute a violation of § 63.703 (c)(1), (c)(2), (c)(3), (c)(4), (e)(1)(i), or (f)(1)(i).

(7) Owners or operators complying with § 63.703 (c)(1), (c)(2), (c)(3), (c)(4), (e)(1)(i), (f)(1)(i), or (i) by capturing emissions through a room, enclosure, or hood shall install, calibrate, operate, and maintain the instrumentation necessary to measure continuously the

site-specific operating parameter established in accordance with § 63.704(b)(6) whenever HAP from magnetic tape manufacturing operations are vented through the capture device. Operation of the capture device at an average value greater than or less than (as appropriate) the operating parameter value established in accordance with § 63.704(b)(6) for any 3-hour period shall constitute a violation of § 63.703 (c)(1), (c)(2), (c)(3), (c)(4), (e)(1)(i), (f)(1)(i), or (i).

(8) The owner or operator of an affected source complying with § 63.703(c)(5) shall demonstrate continuous compliance by using a coating that has a HAP content of no greater than 0.18 kilograms of HAP per liter of coating solids, as measured in accordance with § 63.705(c)(5), and by maintaining and reporting the records required by §§ 63.706(f) and 63.707(e) and (i)(2).

(9) For owners or operators complying with § 63.703 (c)(1), (c)(3), or (c)(4) through the use of a solvent recovery device and demonstrating initial compliance in accordance with the provisions of § 63.705(c)(1), continuous compliance shall be demonstrated using procedures in § 63.705(c)(1) and through the recordkeeping and reporting requirements of §§ 63.706(d), 63.707(d), and 63.707(i)(5). The provisions of § 63.8(b) (2) and (3), (c), (d), (e), (f), and (g) (1), and (2) of subpart A do not apply.

(10) The owner or operator of an affected emission point using a vent system that contains bypass lines (not including equipment such as low leg drains, high point bleeds, analyzer vents, open-ended valves or lines, and pressure relief valves needed for safety purposes) that could potentially divert a vent stream away from the control device used to comply with § 63.703 (c)(1), (c)(2), (c)(3), (c)(4), (e)(1)(i), (f)(1)(i), or (i) shall:

(i) Install, calibrate, maintain, and operate a flow indicator that provides a record of vent stream flow at least once every 15 minutes; records shall be generated as specified in § 63.706(c)(1); and the flow indicator shall be installed at the entrance to any bypass line that could divert the vent stream away from the control device to the atmosphere; or

(ii) Secure any bypass line valve in the closed position with a car-seal or a lock-and-key type configuration; a visual inspection of the seal or closure mechanism shall be performed at least once every month to ensure that the valve is maintained in the closed position and the vent stream is not diverted through the bypass line; or

(iii) Ensure that any bypass line valve is in the closed position through continuous monitoring of valve position; the monitoring system shall be inspected at least once every month to ensure that it is functioning properly; or

(iv) Use an automatic shutdown system in which any HAP-emitting operations are ceased when flow from these operations is diverted away from the control device to any bypass line; the automatic system shall be inspected at least once every month to ensure that it is functioning properly.

(d) Owners or operators complying with § 63.703(g) shall demonstrate continuous compliance in accordance with paragraph (d)(1) or (d)(2) of this section.

(1) An owner or operator that established the steam-to-feed ratio as the site-specific operating parameter in accordance with § 63.704(b)(10)(i) shall continuously measure the steam-to-feed ratio whenever HAP-containing wastewater from magnetic tape manufacturing operations is being fed to the steam stripper. Operation of the steam stripper at a steam-to-feed ratio less than the operating parameter value or values established in accordance with § 63.704(b)(10)(i) for any 3-hour period shall constitute a violation of § 63.703(g).

(2) An owner or operator that established the total outlet VOHAP concentration of the wastewater discharge as the site-specific operating parameter in accordance with § 63.704(b)(10)(ii) shall measure the total VOHAP concentration of the wastewater discharge once per month. Operation of the control device at an outlet VOHAP concentration greater than the operating parameter value or values established in accordance with § 63.704(b)(10)(ii) for any month shall constitute a violation of § 63.703(g).

## Environmental Protection Agency

## § 63.705

(e) Owners or operators complying with § 63.703(d)(2) of this subpart through the use of a baghouse or fabric filter shall perform visible emission testing each day that particulate HAP transfer occurs, using the procedures in § 63.705(b)(10). Owners or operators shall also install, calibrate, and operate the instrumentation necessary to continuously monitor the ventilation air flow rate in the inlet duct to the baghouse or fabric filter whenever particulate HAP transfer occurs. The occurrence of visible emissions shall constitute a violation of § 63.703(d)(2), and the operation of the baghouse or fabric filter at a flow rate less than the value or values established in accordance with § 63.704(b)(7) for any 3-hour period shall constitute a violation of § 63.703(d)(2).

(f) An owner or operator who uses an air pollution control device not listed in § 63.704 to comply with § 63.703(c), (e)(1)(i), (f)(1)(i), or (i), or a device other than a steam stripper to comply with § 63.703(g) shall submit to the Administrator a description of the device, test data verifying the performance of the device, and appropriate site-specific operating parameters that will be monitored to demonstrate continuous compliance with the standard. The monitoring plan submitted by an owner or operator in accordance with this paragraph is subject to approval by the Administrator.

### **§ 63.705 Performance test methods and procedures to determine initial compliance.**

(a) Except as specified in § 63.705(a) (1) through (3), to determine initial compliance with the emission limits under § 63.703 (c), (d)(2), (e)(1), (f)(1), and (g), the owner or operator shall conduct an initial performance demonstration as required under § 63.7 using the procedures and test methods listed in § 63.7 and § 63.705. If multiple emission points are vented to one common control device to meet the requirements of § 63.703 (c), (d)(2), (e)(1), and (f)(1), only one performance test is required to demonstrate initial compliance for that group of emission points. This section also contains initial compliance demonstration procedures (other than testing) for owners or operators subject

to § 63.703 (c), (d)(1), (e)(1)(ii), (f)(1)(ii), and (g).

(1) A control device (not enclosure) used to comply with § 63.703 (c), (e), or (f) does not need to be tested if each of the following criteria are met:

(i) It is used to control gaseous HAP emissions from an existing affected source;

(ii) It is operating prior to March 11, 1994;

(iii) It is equipped with continuous emission monitors for determining inlet and outlet total HAP or VOC concentration, such that a percent efficiency can be calculated; and

(iv) The continuous emission monitors are used to demonstrate continuous compliance in accordance with § 63.704(c)(3)(i).

(2) The owner or operator is not required to conduct an initial performance test if the requirements of § 63.7(e)(2)(iv) or § 63.7(h) are met.

(3) An owner or operator is not required to conduct an initial performance test for a capture device when:

(i) The room, enclosure, or vent was previously tested to demonstrate compliance with subpart SSS of part 60; and

(ii) Sufficient data were gathered during the test to establish operating parameter values in accordance with § 63.704(b)(6) (i), (ii), and (iii).

(b) When an initial compliance demonstration is required by this subpart, the procedures in paragraphs (b)(1) through (b)(10) of this section shall be used in determining initial compliance with the provisions of this subpart.

(1) EPA Method 24 of appendix A of part 60 is used to determine the VOC content in coatings. If it is demonstrated to the satisfaction of the Administrator that plant coating formulation data are equivalent to EPA Method 24 results, formulation data may be used. In the event of any inconsistency between an EPA Method 24 test and an affected source's formulation data, the EPA Method 24 test will govern. For EPA Method 24, the coating sample must be a 1-liter sample taken into a 1-liter container at a location and time such that the sample will be representative of the coating applied to the base substrate (i.e., the

# § 63.705

# 40 CFR Ch. I (7–1–07 Edition)

sample shall include any dilution solvent or other VOC added during the manufacturing process). The container must be tightly sealed immediately after the sample is taken. Any solvent or other VOC added after the sample is taken must be measured and accounted for in the calculations that use EPA Method 24 results.

(2) Formulation data is used to determine the HAP content of coatings.

(3) Either EPA Method 18 or EPA Method 25A of appendix A of part 60, as appropriate to the conditions at the site, shall be used to determine HAP or VOC concentration of air exhaust streams as required by § 63.705(c). The owner or operator shall submit notice of the intended test method to the Administrator for approval along with the notification of the performance test required under § 63.7(b). Method selection shall be based on consideration of the diversity of organic species present and their total concentration and on consideration of the potential presence of interfering gases. Except as indicated in paragraphs (b)(3) (i) and (ii) of this section, the test shall consist of three separate runs, each lasting a minimum of 30 minutes.

(i) When either EPA Method 18 or EPA Method 25A is to be used in the determination of the efficiency of a fixed-bed carbon adsorption system with a common exhaust stack for all the individual carbon adsorber vessels pursuant to § 63.705(c) (2) or (4), the test shall consist of three separate runs, each coinciding with one or more complete sequences through the adsorption

cycles of all of the individual carbon adsorber vessels.

(ii) When either EPA Method 18 or EPA Method 25A is to be used in the determination of the efficiency of a fixed-bed carbon adsorption system with individual exhaust stacks for each carbon adsorber vessel pursuant to § 63.705(c) (3) or (4), each carbon adsorber vessel shall be tested individually. The test for each carbon adsorber vessel shall consist of three separate runs. Each run shall coincide with one or more complete adsorption cycles.

(4) EPA Method 1 or 1A of appendix A of part 60 is used for sample and velocity traverses.

(5) EPA Method 2, 2A, 2C, or 2D of appendix A of part 60 is used for velocity and volumetric flow rates.

(6) EPA Method 3 of appendix A of part 60 is used for gas analysis.

(7) EPA Method 4 of appendix A of part 60 is used for stack gas moisture.

(8) EPA Methods 2, 2A, 2C, 2D, 3, and 4 shall be performed, as applicable, at least twice during each test period.

(9) Wastewater analysis shall be conducted in accordance with paragraph (b)(9)(i) or (b)(9)(ii) of this section.

(i) Use Method 305 of 40 CFR part 63, appendix A and the equations in paragraphs (b)(9)(i) (A) and (B) of this section to determine the total VOHAP concentration of a wastewater stream.

(A) The following equation shall be used to calculate the VOHAP concentration of an individually speciated HAP.

$$C_i = \left( C_C * \frac{MW}{24.055} * \frac{P_i}{760} * \frac{293}{T_i} * t * L * 10^3 \right) / M_s$$

where:

$C_i$  = VOHAP concentration of the individually-speciated organic HAP in the wastewater, parts per million by weight.

$C_c$  = Concentration of the organic HAP (i) in the gas stream, as measured by Method 305 of appendix A of this part, parts per million by volume on a dry basis.

$M_s$  = Mass of sample, from Method 305 of appendix A of this part, milligrams.

MW = Molecular weight of the organic HAP (i), grams per gram-mole.

24.055 = Ideal gas molar volume at 293° Kelvin and 760 millimeters of mercury, liters per gram-mole.

$P_i$  = Barometric pressure at the time of sample analysis, millimeters mercury absolute.

760 = Reference or standard pressure, millimeters mercury absolute.

## Environmental Protection Agency

## § 63.705

293 = Reference or standard temperature, °Kelvin.

T<sub>i</sub> = Sample gas temperature at the time of sample analysis, °Kelvin.

t = Actual purge time, from Method 305 of appendix A of this part, minutes.

L = Actual purge rate, from Method 305 of appendix A of this part, liters per minute.

10<sup>3</sup> = Conversion factor, milligrams per gram.

(B) Total VOHAP concentration (stream) can be determined by summing the VOHAP concentrations of all individually speciated organic HAP in the wastewater.

$$C_{\text{stream}} = \sum_{i=1}^n C_i$$

where:

C<sub>stream</sub> = Total VOHAP concentration of wastewater stream.

n = Number of individual organic HAP (i) in the wastewater stream.

C<sub>i</sub> = VOHAP concentration of individual organic HAP (i) calculated according to the procedures in paragraph (b)(9)(i)(A) of this section.

(ii) Use a test method or results from a test method that measures organic HAP concentrations in the wastewater, and that has been validated according to section 5.1 or 5.3 of Method 301 of appendix A of this part. The specific requirement of Method 305 of appendix A of this part to collect the sample into polyethylene glycol would not be applicable.

(A) If measuring the total VOHAP concentration of the exit stream in accordance with §§ 63.703(g)(1)(ii) and 63.705(h)(2), the concentrations of the individual organic HAP measured in the water shall be corrected to their concentrations had they been measured by Method 305 of appendix A of this part. This is done by multiplying each concentration by the compound-specific fraction measured factor (F<sub>M</sub>) listed in table 34 of 40 CFR part 63, subpart G.

(B) If measuring the total HAP concentration of an inlet and outlet wastewater stream to demonstrate compliance with § 63.703(g)(1)(i) and following the procedures of § 63.705(h)(3), the concentrations of the individual organic HAP measured in the water do not need to be corrected.

(10) EPA Method 22 of appendix A of part 60 is used to determine visible

emissions. Visible emissions testing shall be conducted for a minimum of 6 minutes during a time when particulate HAP transfer, as defined in this subpart, is occurring.

(c) *Initial compliance demonstrations.* Except as stipulated in § 63.705(a), each owner or operator subject to the requirements of § 63.703(c) must demonstrate initial compliance with the requirements of this subpart by following the procedures of paragraphs (c)(1), (2), (3), (4), (5), or (6) and paragraph (d) of this section, as applicable. Each owner or operator subject to § 63.703(d), (e), (f), and (g) must demonstrate initial compliance with the requirements of this subpart by following the procedures of paragraphs (e), (f), (g), and (h) of this section, as appropriate.

(1) To demonstrate initial and continuous compliance with § 63.703(c)(1), (c)(3), or (c)(4) when emissions from only the affected coating operations are controlled by a dedicated solvent recovery device, each owner or operator of the affected coating operation may perform a liquid-liquid HAP or VOC material balance over rolling 7-day periods in lieu of demonstrating compliance through the methods in paragraphs (c)(2), (c)(3), or (c)(4) of this section. Results of the material balances calculation performed to demonstrate initial compliance shall be submitted to the Administrator with the notification of compliance status required by § 63.9(h) and § 63.707(d). When demonstrating compliance by this procedure, § 63.7(e)(3) of subpart A does not apply. The amount of liquid HAP or VOC applied and recovered shall be determined as discussed in paragraph (c)(1)(iii) of this section. The overall HAP or VOC emission reduction (R) is calculated using equation 1:

$$R = \frac{M_r}{\sum_{i=1}^n [W_{oi} M_{ci} - RS_i]} \times 100 \quad (\text{Eq. 1})$$

(i) The value of RS<sub>i</sub> is zero unless the owner or operator submits the following information to the Administrator for approval of a measured RS<sub>i</sub> value that is greater than zero:

(A) Measurement techniques; and

**§ 63.705**

**40 CFR Ch. I (7–1–07 Edition)**

(B) Documentation that the measured value of RS<sub>i</sub> exceeds zero.

(ii) The measurement techniques of paragraph (c)(1)(i)(A) of this section shall be submitted to the Administrator for approval with the notification of performance test required under § 63.7(b).

(iii) Each owner or operator demonstrating compliance by the test method described in paragraph (c)(1) of this section shall:

(A) Measure the amount of coating applied at the coater;

(B) Determine the VOC or HAP content of all coating applied using the test method specified in § 63.705(b) (1) or (2);

(C) Install, calibrate, maintain, and operate, according to the manufacturer's specifications, a device that indicates the amount of HAP or VOC recovered by the solvent recovery device over rolling 7-day periods; the device shall be certified by the manufacturer to be accurate to within ±2.0 percent, and this certification shall be kept on record;

(D) Measure the amount of HAP or VOC recovered; and

(E) Calculate the overall HAP or VOC emission reduction (R) for rolling 7-day periods using Equation 1.

(iv) Compliance is demonstrated if the value of R is equal to or greater than the overall HAP control efficiency required by § 63.703 (c)(1), (c)(3), or (c)(4).

(2) To demonstrate initial compliance with § 63.703 (c)(1), (c)(2), (c)(3), or (c)(4) when affected HAP emission points are controlled by an emission control device other than a fixed-bed carbon adsorption system with individual exhaust stacks for each carbon adsorber vessel, each owner or operator of an affected source shall perform a gaseous emission test using the following procedures.

(i) Construct the overall HAP emission reduction system so that all volumetric flow rates and total HAP or VOC emissions can be accurately determined by the applicable test methods and procedures specified in § 63.705(b) (3) through (8).

(ii) Determine capture efficiency from the HAP emission points by capturing, venting, and measuring all HAP

emissions from the HAP emission points. During a performance test, the owner or operator of affected HAP emission points located in an area with other gaseous emission sources not affected by this subpart shall isolate the affected HAP emission points from all other gaseous emission points by one of the following methods:

(A) Build a temporary total enclosure (see § 63.702) around the affected HAP emission point(s); or

(B) Shut down all gaseous emission points not affected by this subpart and continue to exhaust fugitive emissions from the affected HAP emission points through any building ventilation system and other room exhausts such as drying ovens.

All ventilation air must be vented through stacks suitable for testing.

(iii) Operate the emission control device with all affected HAP emission points connected and operating.

(iv) Determine the efficiency (E) of the control device using equation 2:

$$E = \frac{\sum_{i=1}^n Q_{bi} C_{bi} - \sum_{j=1}^p Q_{aj} C_{aj}}{\sum_{i=1}^n Q_{bi} C_{bi}} \quad (\text{Eq. 2})$$

(v) Determine the efficiency (F) of the capture system using equation 3:

$$F = \frac{\sum_{i=1}^n Q_{di} C_{di}}{\sum_{i=1}^n Q_{di} C_{di} + \sum_{k=1}^p Q_{fk} C_{fk}} \quad (\text{Eq. 3})$$

(vi) For each HAP emission point subject to § 63.703, compliance is demonstrated if either of the following conditions are met:

(A) The product of (E)×(F) is equal to or greater than the overall HAP control efficiency required by § 63.703(c)(1), (c)(3), or (c)(4); or

(B) When the owner or operator is subject to § 63.703(c)(2), the value of F is equal to 1 and the value of C<sub>aj</sub> at the outlet of the incinerator is demonstrated to be no greater than 20 ppmv by compound, on a dry basis.

(3) To demonstrate compliance with § 63.703(c)(1), (c)(3), or (c)(4) when affected HAP emission points are controlled by a fixed-bed carbon adsorption system with individual exhaust stacks for each carbon adsorber vessel, each owner or operator of an affected source shall perform a gaseous emission test using the following procedures:

(i) Construct the overall HAP emission reduction system so that each volumetric flow rate and the total HAP emissions can be accurately determined by the applicable test methods and procedures specified in § 63.705(b)(3) through (8);

(ii) Assure that all HAP emissions from the affected HAP emission point(s) are segregated from gaseous emission points not affected by this subpart and that the emissions can be captured for measurement, as described in § 63.705(c)(2)(ii) (A) and (B);

(iii) Operate the emission control device with all affected HAP emission points connected and operating;

(iv) Determine the efficiency ( $H_v$ ) of each individual carbon adsorber vessel (v) using equation 4:

$$H_v = \frac{Q_{gv}C_{gv} - Q_{hv}C_{hv}}{Q_{gv}C_{gv}} \quad (\text{Eq. 4})$$

(v) Determine the efficiency of the carbon adsorption system ( $H_{sys}$ ) by computing the average efficiency of the individual carbon adsorber vessels as weighted by the volumetric flow rate ( $Q_{hv}$ ) of each individual carbon adsorber vessel (v) using equation 5:

$$H_{sys} = \frac{\sum_{v=1}^q H_v Q_{hv}}{\sum_{v=1}^q Q_{hv}} \quad (\text{Eq. 5})$$

(vi) Determine the efficiency (F) of the capture system using equation (3).

(vii) For each HAP emission point subject to § 63.703(c), compliance is demonstrated if the product of ( $H_{sys}$ )×(F) is equal to or greater than the overall HAP control efficiency required by § 63.703(c)(1), (c)(3), or (c)(4).

(4) An alternative method of demonstrating compliance with § 63.703(c)(1) through (c)(4) is the installation of a total enclosure around the affected HAP emission point(s) and the ventilation of all HAP emissions from the total enclosure to a control device with the efficiency or outlet concentration specified in paragraph (c)(4)(iii) of this section. If this method is selected, the compliance test methods described in paragraphs (c)(1), (c)(2), and (c)(3) of this section are not required. Instead, each owner or operator of an affected source shall:

(i) Demonstrate that a total enclosure is installed. An enclosure that meets the requirements in paragraphs (c)(4)(i) (A) through (D) of this section shall be considered a total enclosure. The owner or operator of an enclosure that does not meet these requirements may apply to the Administrator for approval of the enclosure as a total enclosure on a case-by-case basis. The enclosure shall be considered a total enclosure if it is demonstrated to the satisfaction of the Administrator that all HAP emissions from the affected HAP emission point(s) are contained and vented to the control device. The requirements for automatic approval are as follows:

(A) Total area of all natural draft openings shall not exceed 5 percent of the total surface area of the total enclosure's walls, floor, and ceiling;

(B) All sources of emissions within the enclosure shall be a minimum of four equivalent diameters away from each natural draft opening;

(C) Average inward face velocity (FV) across all natural draft openings shall be a minimum of 3,600 meters per hour as determined by the following procedures:

(I) All forced makeup air ducts and all exhaust ducts are constructed so that the volumetric flow rate in each can be accurately determined by the test methods and procedures specified in § 63.705(b) (4) and (5); volumetric flow rates shall be calculated without the adjustment normally made for moisture content; and

(2) Determine FV by equation 6:

$$FV = \frac{\sum_{j=1}^n Q_{out\ j} - \sum_{i=1}^p Q_{in\ i}}{\sum_{k=1}^q A_k} \quad (\text{Eq. 6})$$

(D) The air passing through all natural draft openings shall flow into the enclosure continuously. If FV is less than or equal to 9,000 meters per hour, the continuous inward flow of air shall be verified by continuous observation using smoke tubes, streamers, tracer gases, or other means approved by the Administrator over the period that the volumetric flow rate tests required to determine FV are carried out. If FV is greater than 9,000 meters per hour, the direction of airflow through the natural draft openings shall be presumed to be inward at all times without verification.

(ii) Determine the control device efficiency using equation (2) or equations (4) and (5), as applicable, and the test methods and procedures specified in § 63.705(b) (3) through (8).

(iii) Be in compliance if either of the following criteria are met:

(A) The installation of a total enclosure is demonstrated and the value of E determined from equation (2) (or the value of  $H_{sys}$  determined from equations (4) and (5), as applicable) is equal to or greater than the overall HAP control efficiency required by § 63.703 (c)(1), (c)(3), or (c)(4); or

(B) When the owner or operator is subject to § 63.703(c)(2), the installation of a total enclosure is demonstrated and the value of  $C_{aj}$  at the outlet of the

incinerator is demonstrated to be no greater than 20 ppmv by compound, on a dry basis.

(5) To demonstrate initial and continuous compliance with § 63.703(c)(5), each owner or operator of an affected source shall determine the mass of HAP contained in the coating per volume of coating solids applied for each batch of coating applied, according to the procedures of paragraphs (c)(5) (i) through (iii) of this section. If a batch of coating is identical to a previous batch of coating applied, the original calculations can be used to demonstrate the compliance of subsequent identical batches. The calculation of the HAP content of the coating used to demonstrate initial compliance with § 63.703(c)(5) shall be submitted to the Administrator with the notification of compliance status required by § 63.9(h) and § 63.707(e). When demonstrating compliance by this procedure, § 63.7(e)(3) of subpart A does not apply.

(i) Determine the weight fraction of HAP in each coating applied using formulation data as specified in § 63.705(b)(2);

(ii) Determine the volume of coating solids in each coating applied from the facility records; and

(iii) Compute the mass of HAP per volume of coating solids by equation 7:

$$G = \frac{W_{oi} M_{ci}}{L_{si} V_{ci}} \quad (\text{Eq. 7})$$

(iv) The owner or operator of an affected source is in compliance with § 63.703(c)(5) if the value of G is less than or equal to 0.18 kilogram of HAP per liter of coating solids applied.

(6) When nonregenerative carbon adsorbers are used to comply with § 63.703(c)(1), the owner or operator may conduct a design evaluation to demonstrate initial compliance in lieu of



following the compliance test procedures of paragraph (c) (1), (2), (3), or (4) of this section. The design evaluation shall consider the vent stream composition, constituent concentrations, flow rate, relative humidity, and temperature, and shall establish the design exhaust vent stream organic compound concentration level, capacity of the carbon bed, type and working capacity of activated carbon used for the carbon bed, and design carbon replacement interval based on the total carbon working capacity of the control device and the emission point operating schedule.

(d)(1) To demonstrate initial compliance with § 63.703(c) when hard piping or ductwork is used to direct HAP emissions from a HAP source to the control device, each owner or operator shall demonstrate upon inspection that the criteria of paragraph (d)(1)(i) and paragraph (d)(1)(ii) or (iii) are met.

(i) The equipment must be vented to a control device.

(ii) The control device efficiency ( $E$  or  $H_{sys}$ , as applicable) determined using equation (2) or equations (4) and (5), respectively, and the test methods and procedures specified in § 63.705(b) (3) through (8), must be equal to or greater than the overall HAP control efficiency required by § 63.703 (c)(1), (c)(3), or (c)(4), or the outlet concentration must be no greater than 20 ppmv by compound, on a dry basis, as required by § 63.703(c)(2).

(iii) When a nonregenerative carbon adsorber is used, the ductwork from the affected emission point(s) must be vented to the control device and the carbon adsorber must be demonstrated, through the procedures of § 63.705(c) (1), (2), (3), (4), or (6) to meet the requirements of § 63.703(c)(1).

(2) To demonstrate initial compliance with provisions for mix preparation equipment, owners or operators shall, in addition to paragraph (d)(1) of this section, ensure that covers are closed at all times except when adding ingredients, withdrawing samples, transferring the contents, or making visual inspection when such activities cannot be carried out with the cover in place. Such activities shall be carried out through ports of the minimum practical size.

(e) To demonstrate initial compliance with § 63.703(e), the owner or operator of a wash sink subject to the provisions of this standard shall:

(1) If complying with § 63.703(e)(1)(ii), maintain at least the required minimum freeboard ratio at all times; or

(2) If complying with § 63.703(e)(1)(i), the owner or operator of an existing wash sink that vents emissions from the wash sink to a control device prior to March 11, 1994 must demonstrate that the control device is at least 95-percent efficient in accordance with § 63.705(c) (2), (3), (4), or (6); or

(3) If complying with § 63.703(e)(1)(i), each owner or operator that vents emissions from the wash sink, through a capture device, and to a control device starting on or after March 11, 1994, must demonstrate that the overall HAP control efficiency is at least 88 percent using the test methods and procedures in § 63.705(c) (2), (3), (4), or (6).

(f) To demonstrate initial compliance with § 63.703(f), the owner or operator shall:

(1) If complying with § 63.703(f)(1)(ii), install and use a closed system for flushing fixed lines; or

(2) If complying with § 63.703(f)(1)(i), each owner or operator that vents emissions from the flushing operation, through a capture device, and to a control device must demonstrate that the overall HAP control efficiency is at least 95 percent using the test methods and procedures in § 63.705(c) (2), (3), (4), or (6).

(g) To demonstrate initial compliance with § 63.703(d), the owner or operator shall:

(1) If complying with § 63.703(d)(1), install an enclosed transfer device for conveying particulate HAP, and use this device, following manufacturer's specifications or other written procedures developed for the device; or

(2) If complying with § 63.703(d)(2):

(i) Test the baghouse or fabric filter to demonstrate that there are no visible emissions using the test method in § 63.705(b)(10); and

(ii) provide engineering calculations in accordance with § 63.707(h) of this subpart with the performance test results required by § 63.7(g)(1) and § 63.9(h) of subpart A, to demonstrate that the

ventilation rate from the particulate transfer activity to the control device is sufficient for capturing the particulate HAP.

(h) To demonstrate initial compliance with § 63.703(g), the owner or operator of an affected source shall follow the compliance procedures of either paragraph (h)(1), paragraph (h)(2), or paragraph (h)(3) of this section.

(1) The owner or operator shall submit to the permitting authority with the notification of compliance status required by § 63.9(h) and § 63.707(f) the design specifications demonstrating that the control technique meets the required efficiency for each HAP compound. For steam strippers, these specifications shall include at a minimum: feed rate, steam rate, number of theoretical trays, number of actual trays, feed composition, bottoms composition, overheads composition, and inlet feed temperature.

(2) The owner or operator shall demonstrate the compliance of a treatment process with the parts per million by weight (ppmw) wastewater stream concentration limits specified in § 63.703(g)(1)(ii) by measuring the concentration of total VOHAP at the outlet of the treatment process using the method specified in § 63.705(b)(9) (i) or (ii). A minimum of three representative samples of the wastewater stream exiting the treatment process, which are representative of normal flow and concentration conditions, shall be collected and analyzed. Wastewater samples shall be collected using the sampling procedures specified in Method 25D of appendix A of part 60. Where feasible, samples shall be taken from an enclosed pipe prior to the wastewater being exposed to the atmosphere. When sampling from an enclosed pipe is not feasible, a minimum of three representative samples shall be collected in a manner that minimizes exposure of the sample to the atmosphere and loss of organic HAP prior to analysis.

(3) The owner or operator shall demonstrate the compliance of a treatment process with the HAP fraction removed requirement specified in § 63.703(g)(1)(i) by measuring the concentration of each HAP at the inlet and outlet of the treatment process using the method specified in § 63.705(b)(9) (i) or (ii) and

the procedures of paragraphs (h)(3) (i) through (iii) of this section.

(i) The same test method shall be used to analyze the wastewater samples from both the inlet and outlet of the treatment process.

(ii) The HAP mass flow rate of each individually speciated HAP compound entering the treatment process ( $E_e$ ) and exiting the treatment process ( $E_a$ ) shall be determined by computing the product of the flow rate of the wastewater stream entering or exiting the treatment process, and the HAP concentration of each individual HAP compound of the entering or exiting wastewater streams, respectively.

(A) The flow rate of the entering and exiting wastewater streams shall be determined using inlet and outlet flow meters, respectively.

(B) The average HAP concentration of each individual HAP of the entering and exiting wastewater streams shall be determined according to the procedures specified in either paragraph (b)(9)(i)(A) or (b)(9)(ii)(B) of this section. If measuring the VOHAP concentration of an individual HAP in accordance with § 63.705(b)(9)(i)(A), the concentrations of the individual organic VOHAP measured in the water shall be corrected to a HAP concentration by dividing each VOHAP concentration by the compound-specific fraction measured factor ( $F_M$ ) listed in table 34 of 40 CFR part 63, subpart G.

(C) Three grab samples of the entering wastewater stream shall be taken at equally spaced time intervals over a 1-hour period. Each 1-hour period constitutes a run, and the performance test shall consist of a minimum of three runs.

(D) Three grab samples of the exiting wastewater stream shall be taken at equally spaced time intervals over a 1-hour period. Each 1-hour period constitutes a run, and the performance test shall consist of a minimum of three runs conducted over the same 3-hour period at which the total HAP mass flow rate entering the treatment process is determined.

(E) The HAP mass flow rates of each individual HAP compound entering and exiting the treatment process are calculated as follows:

$$E_b = \frac{K}{n \times 10^6} \left( \sum_{p=1}^n V_{bp} C_{bp} \right)$$

$$E_a = \frac{K}{n \times 10^6} \left( \sum_{p=1}^n V_{ap} C_{ap} \right)$$

where:

$E_b$  = HAP mass flow rate of an individually speciated HAP compound entering the treatment process, kilograms per hour.

$E_a$  = HAP mass flow rate of an individually speciated HAP compound exiting the treatment process, kilograms per hour.

$K$  = Density of the wastewater stream, kilograms per cubic meter.

$V_{bp}$  = Average volumetric flow rate of wastewater entering the treatment process during each run  $p$ , cubic meters per hour.

$V_{ap}$  = Average volumetric flow rate of wastewater exiting the treatment process during each run  $p$ , cubic meters per hour.

$C_{bp}$  = Average HAP concentration of an individually speciated HAP in the wastewater stream entering the treatment process during each run  $p$ , parts per million by weight.

$C_{ap}$  = Average HAP concentration of an individually speciated HAP in the wastewater stream exiting the treatment process during each run  $p$ , parts per million by weight.

$n$  = Number of runs.

(iii) The fraction removed across the treatment process for each individually speciated HAP compound shall be calculated as follows:

$$F_R = \frac{E_b - E_a}{E_b}$$

where:

$F_R$  = Fraction removed for an individually speciated HAP compound of the treatment process.

$E_b$  = HAP mass flow rate of an individually speciated HAP compound entering the treatment process, kilogram per hour.

$E_a$  = HAP mass flow rate of an individually speciated HAP compound exiting the treatment process, kilograms per hour.

(i) Startups and shutdowns are normal operation for this source category. Emissions from these activities are to be included when determining if the standards specified in § 63.703 are being attained.

(j) An owner or operator who uses compliance techniques other than

those specified in this subpart shall submit a description of those compliance procedures, subject to the Administrator's approval, in accordance with § 63.7(f) of subpart A.

#### § 63.706 Recordkeeping requirements.

(a) Except as stipulated in § 63.703 (b), (c)(5), and (h), the owner or operator of a magnetic tape manufacturing operation subject to this subpart shall fulfill all applicable recordkeeping requirements in § 63.10 of subpart A, as outlined in Table 1.

(b) The owner or operator of an affected source subject to this subpart that is also subject to the requirements of § 63.703(e)(1)(ii) (a minimum freeboard ratio of 75 percent), shall record whether or not the minimum freeboard ratio has been achieved every time that HAP solvent is added to the wash sink. A measurement of the actual ratio is not necessary for each record as long as the owner or operator has a reliable method for making the required determination. For example, the record may be made by comparing the HAP solvent level to a permanent mark on the sink that corresponds to a 75 percent freeboard ratio. A HAP solvent level in the sink higher than the mark would indicate the minimum ratio has not been achieved.

(c) The owner or operator of an affected source subject to this subpart that is subject to the requirements of § 63.704(c)(10) shall:

(1) If complying with § 63.704(c)(10)(i), maintain hourly records of whether the flow indicator was operating and whether flow was detected at any time during the hour, as well as records of the times and durations of all periods when the vent stream is diverted from the control device or the monitor is not operating;

(2) If complying with § 63.704(c)(10)(ii), (iii), or (iv), maintain a record of monthly inspections, and the records of the times and durations of all periods when:

(i) Flow was diverted through any bypass line such that the seal mechanism was broken;

(ii) The key for a lock-and-key type lock had been checked out;

(iii) The valve position on any bypass line changed to the open position; or

(iv) The diversion of flow through any bypass line caused a shutdown of HAP-emitting operations.

(d) The owner or operator of an affected source that is complying with § 63.703(c) by performing a material balance in accordance with § 63.705(c)(1) shall:

(1) Maintain a record of each 7-day rolling average calculation; and

(2) Maintain a record of the certification of the accuracy of the device that measures the amount of HAP or VOC recovered.

(e) The owner or operator of a magnetic tape manufacturing operation subject to the provisions of § 63.703 (b) and (h) shall maintain records of the calculations used to determine the limits on the amount of HAP utilized as specified in § 63.703(b)(2), and of the HAP utilized in each month and the sum over each 12-month period.

(f) The owner or operator of an affected source subject to the provisions of § 63.703(c)(5) shall keep records of the HAP content of each batch of coating applied as calculated according to § 63.705(c)(5), and records of the formulation data that support the calculations. When a batch of coating applied is identical to a previous batch applied, only one set of records is required to be kept.

(g) The owner or operator of an affected source that is complying with § 63.703(c)(1) through the use of a non-regenerative carbon adsorber and demonstrating initial compliance in accordance with § 63.705(c)(6) shall maintain records to support the outlet VOC or HAP concentration value or the carbon replacement time established as the site-specific operating parameter to demonstrate compliance.

(h) In accordance with § 63.10(b)(1) of subpart A, the owner or operator of an affected source subject to the provisions of this subpart shall retain all records required by this subpart and subpart A for at least 5 years following their collection.

**§ 63.707 Reporting requirements.**

(a) Except as stipulated in § 63.703(b), (c)(5), and (h), the owner or operator of a magnetic tape manufacturing operation subject to this subpart shall fulfill all applicable reporting require-

ments in § 63.7 through § 63.10, as outlined in Table 1 to this subpart. These reports shall be submitted to the Administrator or delegated State.

(b) The owner or operator of an existing magnetic tape manufacturing operation subject to § 63.703(b) and (h) shall include the values of the limits on the amount of HAP utilized as determined in § 63.703(b)(2), along with supporting calculations, in the initial notification report required by § 63.9(b).

(c) The owner or operator of a new magnetic tape manufacturing operation subject to § 63.703(h) shall include the values of the limits on the amount of HAP utilized as determined in § 63.703(b)(2), along with supporting calculations, and the amount of HAP expected to be utilized during the first consecutive 12-month period of operation in the initial notification report required by § 63.9(b).

(d) The owner or operator subject to § 63.703(c) and following the compliance provisions of § 63.705(c)(1) (material balance calculation) shall include with the notification of compliance status required by § 63.9(h) the results of the initial material balance calculation.

(e) The owner or operator subject to § 63.703(c)(5) and following the compliance provisions of § 63.705(c)(5) (low-HAP coating) shall include with the notification of compliance status required by § 63.9(h) the results of the initial low-HAP coating demonstration.

(f) The owner or operator subject to the provisions of § 63.703(g) and demonstrating compliance in accordance with § 63.705(h)(1) shall submit to the permitting authority with the notification of compliance status required by § 63.9(h) the design specifications demonstrating that the control technique meets the required efficiency. For steam strippers, these specifications shall include at a minimum: feed rate, steam rate, number of theoretical trays, number of actual trays, feed composition, bottoms composition, overheads composition, and inlet feed temperature.

(g) The owner or operator of an affected source that is complying with § 63.703(c)(1) through the use of a non-regenerative carbon adsorber and demonstrating initial compliance in accordance with § 63.705(c)(6) shall submit

## Environmental Protection Agency

## § 63.707

to the permitting authority with the notification of compliance status required by § 63.9(h) the design evaluation.

(h) The owner or operator of an affected source that is complying with § 63.703(d) through the use of a baghouse or fabric filter and demonstrating initial compliance in accordance with § 63.705(g)(2) shall submit to the permitting authority with the notification of compliance status required by § 63.9(h) the engineering calculations that support the minimum ventilation rate needed to capture HAP particulates for delivery to the control device.

(i) Excess emissions and continuous monitoring system performance report and summary reports shall be submitted as required by § 63.10(e).

(1) The owner or operator of an affected source subject to § 63.704 shall include deviations of monitored values from the operating parameter values required by § 63.704(c) in the reports. In the case of exceedances, the report must also contain a description and timing of the steps taken to address the cause of the exceedance.

(2) The owner or operator of an affected source subject to § 63.703(c)(5) shall report the HAP content of each batch of coating applied as the monitored operating parameter value in the reports.

(3) The owner or operator of an affected source subject to § 63.703(e)(1)(ii) and maintaining a minimum freeboard ratio of 75 percent shall report violations of the standard (freeboard ratio is less than 75 percent) in the reports.

(4) The owner or operator of an affected source subject to § 63.704(c)(10) of this subpart shall include records of any time period and duration of time that flow was diverted from the control device, as well as the results of monthly inspections required by § 63.704(c)(10)(ii), (iii), and (iv) in the reports.

(5) The owner or operator of an affected source complying with § 63.703(c) by performing a material balance calculation in accordance with § 63.705(c)(1) shall report any exceedances of the standard, as demonstrated through the calculation, in the reports.

(j) The owner or operator of a magnetic tape manufacturing operation subject to the provisions of § 63.703(h) shall report the amount of HAP utilized in each 12-month period in an annual report to the Administrator according to the following schedule:

(1) For existing sources, the first report shall cover the 12-month period prior to the source's compliance date and shall be submitted to the Administrator no later than 30 days after the compliance date; and

(2) For new sources, the first report shall include the quantity of HAP that is expected to be utilized during the first 12 months of operation and shall be submitted to the Administrator no later than 30 days after the compliance date;

(3) Annual reports shall be submitted to the Administrator no later than 30 days after the last 12-month period included in the report; and

(4) A report shall also be submitted no later than 30 days after monthly records required to be maintained by § 63.706(e) indicate that any limit on the amount of HAP utilized has been exceeded. The report shall indicate the amount by which the limit has been exceeded.

(k) The owner or operator establishing an alternate HAP outlet concentration limit in accordance with §§ 63.703(i) and 63.704(b)(11)(ii) shall:

(1) To support the proposed limit, submit the following within 180 days following completion of the performance test required by § 63.7:

(i) The performance test or CEM data collected to establish the limit;

(ii) Records of when coating operations were down;

(iii) The rationale for the alternate proposed limit; and

(iv) A statement signed by a responsible official of the company that the control device was operated in accordance with good air pollution control practices and in the same manner it was operated to achieve compliance with the emission limitation for coating operations; and

(2) In the excess emissions and continuous monitoring system performance report and summary report required by § 63.10(e)(3), include parameter or CEM data to demonstrate compliance or noncompliance with the alternate outlet HAP concentration established in accordance with §§ 63.703(i) and 63.704(b)(11)(ii) once the limit is approved.

**§ 63.708 Implementation and enforcement.**

(a) This subpart can be implemented and enforced by the U.S. EPA, or a delegated authority such as the applicable State, local, or Tribal agency. If the U.S. EPA Administrator has delegated authority to a State, local, or Tribal agency, then that agency, in addition to the U.S. EPA, has the authority to implement and enforce this subpart. Contact the applicable U.S. EPA Regional Office to find out if implementation and enforcement of this subpart is delegated to a State, local, or Tribal agency.

(b) In delegating implementation and enforcement authority of this subpart to a State, local, or Tribal agency under subpart E of this part, the authorities contained in paragraph (c) of this section are retained by the Administrator of U.S. EPA and cannot be transferred to the State, local, or Tribal agency.

(c) The authorities that cannot be delegated to State, local, or Tribal agencies are as specified in paragraphs (c)(1) through (4) of this section.

(1) Approval of alternatives to the requirements in §§ 63.701 and 63.703.

(2) Approval of major alternatives to test methods under § 63.7(e)(2)(ii) and (f), as defined in § 63.90, and as required in this subpart.

(3) Approval of major alternatives to monitoring under § 63.8(f), as defined in § 63.90, and as required in this subpart.

(4) Approval of major alternatives to recordkeeping and reporting under § 63.10(f), as defined in § 63.90, and as required in this subpart.

[68 FR 37352, June 23, 2003]

TABLE 1 TO SUBPART EE OF PART 63—APPLICABILITY OF GENERAL PROVISIONS TO SUBPART EE

Reference	Applies to subpart EE	Comment
63.1(a)(1) .....	Yes .....	Additional terms defined in § 63.702(a); when overlap between subparts A and EE occurs, subpart EE takes precedence.
63.1(a)(2)–(14) .....	Yes.	
63.1(b)(1)–(3) .....	Yes.	
63.1(c)(1) .....	Yes .....	Subpart EE specifies the applicability of each paragraph in subpart A to sources subject to subpart EE.
63.1(c)(2) .....	No .....	
63.1(c)(4)–(5) .....	Yes.	The applicability of §§ 63.701(a)(2) and 63.703 (b) and (h) to a source does not in and of itself make a source subject to part 70.
63.1(e) .....	Yes.	
63.2 .....	Yes .....	Additional terms defined in § 63.702(a); when overlap between subparts A and EE occurs, subpart EE takes precedence.
63.3 .....	Yes .....	
63.4(a)(1)–(3) .....	Yes.	Units specific to subpart EE are defined in subpart EE.
63.4(a)(5) .....	Yes.	
63.4(b) .....	Yes.	
63.4(c) .....	Yes.	
63.5(a) .....	Yes.	
63.5(b)(1) .....	Yes.	
63.5(b)(3)–(6) .....	Yes.	
63.5(d) .....	Yes.	
63.5(e) .....	Yes.	
63.5(f) .....	Yes.	
63.6(a) .....	Yes.	
63.6(b)(1)–(5) .....	Yes.	
63.6(b)(7) .....	Yes.	
63.6(c)(1)–(2) .....	Yes.	
63.6(c)(5) .....	Yes.	
63.6(e)(1)–(2) .....	Yes.	
63.6(e)(3) .....	Yes .....	
63.6(f)(1) .....	No .....	
		Owners or operators of affected sources subject to subpart EE do not need to address startups and shutdowns because the emission limitations apply during these times.
		§ 63.701(f) of subpart EE specifies when the standards apply.

Environmental Protection Agency

Pt. 63, Subpt. EE, Table 1

Reference	Applies to subpart EE	Comment
63.6(f)(2)(i)-(ii) .....	Yes.	§ 63.705(a)(3) of subpart EE includes additional circumstances under which previous capture device demonstrations are acceptable to show compliance.
63.6(f)(2)(iii) .....	Yes .....	
63.6(f)(2)(iv)-(v) .....	Yes.	
63.6(f)(3) .....	Yes.	§ 63.701(f) of subpart EE specifies when the standards apply.
63.6(g) .....	Yes.	
63.6(h)(1) .....	No .....	
63.6(h)(2)(i) .....	Yes.	This requirement applies only for the visible emission test required under § 63.705(g)(2).
63.6(h)(2)(iii) .....	Yes.	
63.6(h)(4) .....	Yes .....	
63.6(h)(5)(i)-(iii) .....	Yes.	§ 63.703(c)(4) of subpart EE shall not be considered emissions averaging for the purposes of § 63.6(i)(4)(i)(B).
63.6(h)(5)(v) .....	No.	
63.6(h)(6) .....	Yes.	
63.6(h)(7) .....	No.	§ 63.7(e) establishes the minimum performance test requirements. This section does not preclude owners or operators from conducting multiple test runs under alternate operating conditions to establish an appropriate range of compliance operating parameter values in accordance with § 63.704(b)(11)(i) of subpart EE. Also as required in § 63.701(f) of subpart EE, the emissions standards apply during startup and shutdown.
63.6(h)(8) .....	Yes.	
63.6(h)(9) .....	No.	
63.6(i)(1)-(14) .....	Yes .....	§ 63.704 of subpart EE specifies monitoring locations; when multiple emission points are tied to one central control device, the monitors are located at the central control device.
63.6(j) .....	Yes.	
63.7(a)(1) .....	Yes.	
63.7(a)(2)(i)-(vi) .....	Yes.	Provisions related to COMS, however, do not apply.
63.7(a)(2)(ix) .....	Yes.	
63.7(a)(3) .....	Yes.	
63.7(b) .....	Yes.	Except information on startup and shutdown periods is not necessary because the standards apply during these time periods.
63.7(c) .....	Yes.	
63.7(d) .....	Yes.	
63.7(e) .....	Yes .....	Except information on startup and shutdown periods is not necessary because the standards apply during these times.
63.7(f) .....	Yes.	
63.7(g)(1) .....	Yes.	
63.7(g)(3) .....	Yes.	Except information on startup and shutdown periods is not necessary because the standards apply during these times.
63.7(h) .....	Yes.	
63.8(a)(1)-(2) .....	Yes.	
63.8(a)(4) .....	Yes.	Except information on startup and shutdown periods is not necessary because the standards apply during these times.
63.8(b)(1) .....	Yes.	
63.8(b)(2) .....	No .....	
63.8(b)(3) .....	Yes.	Except information on startup and shutdown periods is not necessary because the standards apply during these times.
63.8(c)(1)-(3) .....	Yes.	
63.8(c)(4) .....	Yes .....	
63.8(c)(5) .....	No.	Except information on startup and shutdown periods is not necessary because the standards apply during these times.
63.8(c)(6)-(8) .....	Yes.	
63.8(d) .....	Yes.	
63.8(e) .....	Yes.	Except information on startup and shutdown periods is not necessary because the standards apply during these times.
63.8(f)(1)-(6) .....	Yes.	
63.8(g)(1)-(5) .....	Yes.	
63.9(a) .....	Yes.	Except information on startup and shutdown periods is not necessary because the standards apply during these times.
63.9(b) .....	Yes.	
63.9(c) .....	Yes.	
63.9(d) .....	Yes.	Except information on startup and shutdown periods is not necessary because the standards apply during these times.
63.9(e) .....	Yes.	
63.9(f) .....	Yes.	
63.9(g)(1) .....	Yes.	Except information on startup and shutdown periods is not necessary because the standards apply during these times.
63.9(g)(2) .....	No.	
63.9(g)(3) .....	Yes.	
63.9(h)(1)-(3) .....	Yes.	Except information on startup and shutdown periods is not necessary because the standards apply during these times.
63.9(h)(5)-(6) .....	Yes.	
63.9(i) .....	Yes.	
63.9(j) .....	Yes.	Except information on startup and shutdown periods is not necessary because the standards apply during these times.
63.10(a) .....	Yes.	
63.10(b)(1) .....	Yes.	
63.10(b)(2) .....	Yes .....	Except information on startup and shutdown periods is not necessary because the standards apply during these times.
63.10(b)(3) .....	Yes.	
63.10(c)(1) .....	Yes.	
63.10(c)(5)-(8) .....	Yes .....	Except information on startup and shutdown periods is not necessary because the standards apply during these times.

Reference	Applies to subpart EE	Comment
63.10(c)(10)–(15) .....	Yes .....	Except information on startup and shutdown periods is not necessary because the standards apply during these times.
63.10(d)(1)–(2) .....	Yes.	
63.10(d)(3) .....	Yes .....	This requirement applies only for the visible emissions test required under § 63.705(g)(2). The results of visible emissions tests under § 63.704(e) shall be reported as required in § 63.10(e)(3).
63.10(d)(4) .....	Yes.	
63.10(d)(5) .....	Yes .....	Except information on startup and shutdown periods is not necessary because the standards apply during these times.
63.10(e)(1) .....	Yes.	
63.10(e)(2)(i) .....	Yes.	
63.10(e)(2)(ii) .....	No.	
63.10(e)(3)(i)–(v) .....	Yes.	
63.10(e)(3)(vi)–(viii) ...	Yes .....	Except emissions/CMS performance during startup and shutdown do not need to be specified because the standards apply during startup and shutdown.
63.10(e)(4) .....	No.	
63.10(f) .....	Yes.	
63.11–63.15 .....	Yes.	

### Subpart FF [Reserved]

## Subpart GG—National Emission Standards for Aerospace Manufacturing and Rework Facilities

SOURCE: 60 FR 45956, Sept. 1, 1996, unless otherwise noted.

### § 63.741 Applicability and designation of affected sources.

(a) This subpart applies to facilities that are engaged, either in part or in whole, in the manufacture or rework of commercial, civil, or military aerospace vehicles or components and that are major sources as defined in § 63.2.

(b) The owner or operator of an affected source shall comply with the requirements of this subpart and of subpart A of this part, except as specified in § 63.743(a) and Table 1 of this subpart.

(c) *Affected sources.* The affected sources to which the provisions of this subpart apply are specified in paragraphs (c)(1) through (7) of this section. The activities subject to this subpart are limited to the manufacture or rework of aerospace vehicles or components as defined in this subpart. Where a dispute arises relating to the applicability of this subpart to a specific activity, the owner or operator shall demonstrate whether or not the activity is regulated under this subpart.

(1) Each cleaning operation as follows:

(i) All hand-wipe cleaning operations constitute an affected source.

(ii) Each spray gun cleaning operation constitutes an affected source.

(iii) All flush cleaning operations constitute an affected source.

(2) For organic HAP or VOC emissions, each primer application operation, which is the total of all primer applications at the facility.

(3) For organic HAP or VOC emissions, each topcoat application operation, which is the total of all topcoat applications at the facility.

(4) For organic HAP or VOC emissions, each depainting operation, which is the total of all depainting at the facility.

(5) Each chemical milling maskant application operation, which is the total of all chemical milling maskant applications at the facility.

(6) Each waste storage and handling operation, which is the total of all waste handling and storage at the facility.

(7) For inorganic HAP emissions, each spray booth or hangar that contains a primer or topcoat application operation subject to § 63.745(g) or a depainting operation subject to § 63.746(b)(4).

(d) An owner or operator of an affected source subject to this subpart shall obtain an operating permit from the permitting authority in the State in which the source is located. The owner or operator shall apply for and obtain such permit in accordance with the regulations contained in part 70 of



this chapter and in applicable State regulations.

(e) All wastes that are determined to be hazardous wastes under the Resource Conservation and Recovery Act of 1976 (PL 94-580) (RCRA) as implemented by 40 CFR parts 260 and 261, and that are subject to RCRA requirements as implemented in 40 CFR parts 262 through 268, are exempt from the requirements of this subpart.

(f) This subpart does not contain control requirements for use of specialty coatings, adhesives, adhesive bonding primers, or sealants at aerospace facilities. It also does not regulate research and development, quality control, and laboratory testing activities, chemical milling, metal finishing, electrodeposition (except for electrodeposition of paints), composites processing (except for cleaning and coating of composite parts or components that become part of an aerospace vehicle or component as well as composite tooling that comes in contact with such composite parts or components prior to cure), electronic parts and assemblies (except for cleaning and topcoating of completed assemblies), manufacture of aircraft transparencies, and wastewater operations at aerospace facilities. These requirements do not apply to the rework of aircraft or aircraft components if the holder of the Federal Aviation Administration (FAA) design approval, or the holder's licensee, is not actively manufacturing the aircraft or aircraft components. These requirements also do not apply to parts and assemblies not critical to the vehicle's structural integrity or flight performance. The requirements of this subpart also do not apply to primers, topcoats, chemical milling maskants, strippers, and cleaning solvents containing HAP and VOC at concentrations less than 0.1 percent for carcinogens or 1.0 percent for non-carcinogens, as determined from manufacturer's representations. Additional specific exemptions from regulatory coverage are set forth in paragraphs (e), (g), (h), (i) and (j) of this section and §§ 63.742, 63.744(a)(1), (b), (e), 63.745(a), (f)(3), (g)(4), 63.746(a), (b)(5), 63.747(c)(3), and 63.749(d).

(g) The requirements for primers, topcoats, and chemical milling

maskants in § 63.745 and § 63.747 do not apply to the use of low-volume coatings in these categories for which the annual total of each separate formulation used at a facility does not exceed 189 l (50 gal), and the combined annual total of all such primers, topcoats, and chemical milling maskants used at a facility does not exceed 757 l (200 gal). Primers and topcoats exempted under paragraph (f) of this section and under § 63.745(f)(3) and (g)(4) are not included in the 50 and 200 gal limits. Chemical milling maskants exempted under § 63.747(c)(3) are also not included in these limits.

(h) Regulated activities associated with space vehicles designed to travel beyond the limit of the earth's atmosphere, including but not limited to satellites, space stations, and the Space Shuttle System (including orbiter, external tanks, and solid rocket boosters), are exempt from the requirements of this subpart, except for depainting operations found in § 63.746.

(i) Any waterborne coating for which the manufacturer's supplied data demonstrate that organic HAP and VOC contents are less than or equal to the organic HAP and VOC content limits for its coating type, as specified in §§ 63.745(c) and 63.747(c), is exempt from the following requirements of this subpart: §§ 63.745 (d) and (e), 63.747(d) and (e), 63.749 (d) and (h), 63.750 (c) through (h) and (k) through (n), 63.752 (c) and (f), and 63.753 (c) and (e). A facility shall maintain the manufacturer's supplied data and annual purchase records for each exempt waterborne coating readily available for inspection and review and shall retain these data for 5 years.

(j) Regulated activities associated with the rework of antique aerospace vehicles or components are exempt from the requirements of this subpart.

[60 FR 45956, Sept. 1, 1996, as amended at 63 FR 15016, Mar. 27, 1998; 63 FR 46532, Sept. 1, 1998]

#### § 63.742 Definitions.

Terms used in this subpart are defined in the Act, in subpart A of this part, or in this section as follows:

*Aerospace facility* means any facility that produces, reworks, or repairs in any amount any commercial, civil, or

military aerospace vehicle or component.

*Aerospace vehicle or component* means any fabricated part, processed part, assembly of parts, or completed unit, with the exception of electronic components, of any aircraft including but not limited to airplanes, helicopters, missiles, rockets, and space vehicles.

*Aircraft fluid systems* means those systems that handle hydraulic fluids, fuel, cooling fluids, or oils.

*Aircraft transparency* means the aircraft windshield, canopy, passenger windows, lenses, and other components which are constructed of transparent materials.

*Antique aerospace vehicle or component* means an aircraft or component thereof that was built at least 30 years ago. An antique aerospace vehicle would not routinely be in commercial or military service in the capacity for which it was designed.

*Carbon adsorber* means one vessel in a series of vessels in a carbon adsorption system that contains carbon and is used to remove gaseous pollutants from a gaseous emission source.

*Carbon Adsorber control efficiency* means the total efficiency of the control system, determined by the product of the capture efficiency and the control device efficiency.

*Chemical milling maskant* means a coating that is applied directly to aluminum components to protect surface areas when chemical milling the component with a Type I or Type II etchant. Type I chemical milling maskants are used with a Type I etchant and Type II chemical milling maskants are used with a Type II etchant. This definition does not include bonding maskants, critical use and line sealer maskants, and seal coat maskants. Additionally, maskants that must be used with a combination of Type I or II etchants and any of the above types of maskants (i.e., bonding, critical use and line sealer, and seal coat) are also exempt from this subpart. (See also Type I and Type II etchant definitions.)

*Chemical milling maskant application operation* means application of chemical milling maskant for use with Type I or Type II chemical milling etchants.

*Cleaning operation* means collectively spray gun, hand-wipe, and flush cleaning operations.

*Cleaning solvent* means a liquid material used for hand-wipe, spray gun, or flush cleaning. This definition does not include solutions that contain HAP and VOC below the de minimis levels specified in § 63.741(f).

*Closed-cycle depainting system* means a dust-free, automated process that removes permanent coating in small sections at a time and maintains a continuous vacuum around the area(s) being depainted to capture emissions.

*Coating* means a material that is applied to the surface of an aerospace vehicle or component to form a decorative, protective, or functional solid film, or the solid film itself.

*Coating operation* means the use of a spray booth, tank, or other enclosure or any area, such as a hangar, for the application of a single type of coating (e.g., primer); the use of the same spray booth for the application of another type of coating (e.g., topcoat) constitutes a separate coating operation for which compliance determinations are performed separately.

*Coating unit* means a series of one or more coating applicators and any associated drying area and/or oven wherein a coating is applied, dried, and/or cured. A coating unit ends at the point where the coating is dried or cured, or prior to any subsequent application of a different coating. It is not necessary to have an oven or flashoff area in order to be included in this definition.

*Confined space* means a space that: (1) Is large enough and so configured that an employee can bodily enter and perform assigned work; (2) has limited or restricted means for entry or exit (for example, fuel tanks, fuel vessels, and other spaces that have limited means of entry); and (3) is not suitable for continuous employee occupancy.

*Control device* means destruction and/or recovery equipment used to destroy or recover HAP or VOC emissions generated by a regulated operation.

*Control system* means a combination of pollutant capture system(s) and control device(s) used to reduce discharge to the atmosphere of HAP or VOC emissions generated by a regulated operation.

*Depainting* means the removal of a permanent coating from the outer surface of an aerospace vehicle or component, whether by chemical or non-chemical means. For non-chemical means, this definition excludes hand and mechanical sanding, and any other non-chemical removal processes that do not involve blast media or other mechanisms that would result in airborne particle movement at high velocity.

*Depainting operation* means the use of a chemical agent, media blasting, or any other technique to remove permanent coatings from the outer surface of an aerospace vehicle or components. The depainting operation includes washing of the aerospace vehicle or component to remove residual stripper, media, or coating residue.

*Electrodeposition of paint* means the application of a coating using a water-based electrochemical bath process. The component being coated is immersed in a bath of the coating. An electric potential is applied between the component and an oppositely charged electrode hanging in the bath. The electric potential causes the ionized coating to be electrically attracted, migrated, and deposited on the component being coated.

*Electrostatic spray* means a method of applying a spray coating in which an electrical charge is applied to the coating and the substrate is grounded. The coating is attracted to the substrate by the electrostatic potential between them.

*Exempt solvent* means specified organic compounds that have been determined by the EPA to have negligible photochemical reactivity and are listed in 40 CFR 51.100.

*Exterior primer* means the first layer and any subsequent layers of identically formulated coating applied to the exterior surface of an aerospace vehicle or component where the component is used on the exterior of the aerospace vehicle. Exterior primers are typically used for corrosion prevention, protection from the environment, functional fluid resistance, and adhesion of subsequent exterior topcoats. Coatings that are defined as specialty coatings are not included under this definition.

*Flush cleaning* means the removal of contaminants such as dirt, grease, oil, and coatings from an aerospace vehicle or component or coating equipment by passing solvent over, into, or through the item being cleaned. The solvent may simply be poured into the item being cleaned and then drained, or be assisted by air or hydraulic pressure, or by pumping. Hand-wipe cleaning operations where wiping, scrubbing, mopping, or other hand action are used are not included.

*General aviation (GA)* means that segment of civil aviation that encompasses all facets of aviation except air carriers, commuters, and military. General aviation includes charter and corporate-executive transportation, instruction, rental, aerial application, aerial observation, business, pleasure, and other special uses.

*General aviation rework facility* means any aerospace facility with the majority of its revenues resulting from the reconstruction, repair, maintenance, repainting, conversion, or alteration of general aviation aerospace vehicles or components.

*Hand-wipe cleaning operation* means the removal of contaminants such as dirt, grease, oil, and coatings from an aerospace vehicle or component by physically rubbing it with a material such as a rag, paper, or cotton swab that has been moistened with a cleaning solvent.

*Hazardous air pollutant (HAP)* means any air pollutant listed in or pursuant to section 112(b) of the Act.

*High efficiency particulate air (HEPA) filter* means a filter that has a 99.97 percent reduction efficiency for 0.3 micron aerosol.

*High volume low pressure (HVLP) spray equipment* means spray equipment that is used to apply coating by means of a spray gun that operates at 10.0 psig of atomizing air pressure or less at the air cap.

*Inorganic hazardous air pollutant (HAP)* means any HAP that is not organic.

*Large commercial aircraft* means an aircraft of more than 110,000 pounds, maximum certified take-off weight manufactured for non-military use.

*Leak* means any visible leakage, including misting and clouding.

*Limited access space* means internal surfaces or passages of an aerospace vehicle or component that cannot be reached without the aid of an airbrush or a spray gun extension for the application of coatings.

*Mechanical sanding* means aerospace vehicle or component surface conditioning which uses directional and random orbital abrasive tools and aluminum oxide or nylon abrasive pads for the purpose of corrosion rework, substrate repair, prepaint surface preparation, and other maintenance activities.

*Natural draft opening* means any opening in a room, building, or total enclosure that remains open during operation of the facility and that is not connected to a duct in which a fan is installed. The rate and direction of the natural draft through such an opening is a consequence of the difference in pressures on either side of the wall containing the opening.

*Non-chemical based depainting equipment* means any depainting equipment or technique, including, but not limited to, media blasting equipment, that can depaint an aerospace vehicle or component in the absence of a chemical stripper. This definition does not include mechanical sanding or hand sanding.

*Nonregenerative carbon adsorber* means a carbon adsorber vessel in which the spent carbon bed does not undergo carbon regeneration in the adsorption vessel.

*Operating parameter value* means a minimum or maximum value established for a control device or process parameter which, if achieved by itself or in combination with one or more other operating parameter values, determines that an owner or operator has complied with an applicable emission limitation.

*Organic hazardous air pollutant (HAP)* means any HAP that is organic.

*Primer* means the first layer and any subsequent layers of identically formulated coating applied to the surface of an aerospace vehicle or component. Primers are typically used for corrosion prevention, protection from the environment, functional fluid resistance, and adhesion of subsequent coatings. Coatings that are defined as spe-

cialty coatings are not included under this definition.

*Radome* means the non-metallic protective housing for electromagnetic transmitters and receivers (e.g., radar, electronic countermeasures, etc.).

*Recovery device* means an individual unit of equipment capable of and normally used for the purpose of recovering chemicals for fuel value, use, or reuse. Examples of equipment that may be recovery devices include absorbers, carbon adsorbers, condensers, oil-water separators, or organic-water separators or organic removal devices such as decanters, strippers, or thin-film evaporation units.

*Research and Development* means an operation whose primary purpose is for research and development of new processes and products, that is conducted under the close supervision of technically trained personnel, and is not involved in the manufacture of final or intermediate products for commercial purposes, except in a de minimis manner.

*Self-priming topcoat* means a topcoat that is applied directly to an uncoated aerospace vehicle or component for purposes of corrosion prevention, environmental protection, and functional fluid resistance. More than one layer of identical coating formulation may be applied to the vehicle or component.

*Semi-aqueous cleaning solvent* means a solution in which water is a primary ingredient ("60 percent of the solvent solution as applied must be water.")

*Softener* means a liquid that is applied to an aerospace vehicle or component to degrade coatings such as primers and topcoats specifically as a preparatory step to subsequent depainting by non-chemical based depainting equipment. Softeners may contain VOC but shall not contain any HAP as determined from MSDS's or manufacturer supplied information.

*Solids* means the non-volatile portion of the coating which after drying makes up the dry film.

*Space vehicle* means a man-made device, either manned or unmanned, designed for operation beyond earth's atmosphere. This definition includes integral equipment such as models,

mock-ups, prototypes, molds, jigs, tooling, hardware jackets, and test coupons. Also included is auxiliary equipment associated with test, transport, and storage, which through contamination can compromise the space vehicle performance.

*Specialty coating* means a coating that, even though it meets the definition of a primer, topcoat, or self-priming topcoat, has additional performance criteria beyond those of primers, topcoats, and self-priming topcoats for specific applications. These performance criteria may include, but are not limited to, temperature or fire resistance, substrate compatibility, antireflection, temporary protection or marking, sealing, adhesively joining substrates, or enhanced corrosion protection. Individual specialty coatings are defined in appendix A to this subpart and in the CTG for Aerospace Manufacturing and Rework Operations (EPA 453/R-97-004).

*Spot stripping* means the depainting of an area where it is not technically feasible to use a non-chemical depainting technique.

*Spray gun* means a device that atomizes a coating or other material and projects the particulates or other material onto a substrate.

*Stripper* means a liquid that is applied to an aerospace vehicle or component to remove permanent coatings such as primers and topcoats.

*Surface preparation* means the removal of contaminants from the surface of an aerospace vehicle or component, or the activation or reactivation of the surface in preparation for the application of a coating.

*Temporary total enclosure* means a total enclosure that is constructed for the sole purpose of measuring the emissions from an affected source that are not delivered to an emission control device. A temporary total enclosure must be constructed and ventilated (through stacks suitable for testing) so that it has minimal impact on the performance of the permanent emission capture system. A temporary total enclosure will be assumed to achieve total capture of fugitive emissions if it conforms to the requirements found in § 63.750(g)(4) and if all natural draft openings are at least four duct or hood

equivalent diameters away from each exhaust duct or hood. Alternatively, the owner or operator may apply to the Administrator for approval of a temporary enclosure on a case-by-case basis.

*Topcoat* means a coating that is applied over a primer on an aerospace vehicle or component for appearance, identification, camouflage, or protection. Coatings that are defined as specialty coatings are not included under this definition.

*Total enclosure* means a permanent structure that is constructed around a gaseous emission source so that all gaseous pollutants emitted from the source are collected and ducted through a control device, such that 100% capture efficiency is achieved. There are no fugitive emissions from a total enclosure. The only openings in a total enclosure are forced makeup air and exhaust ducts and any natural draft openings such as those that allow raw materials to enter and exit the enclosure for processing. All access doors or windows are closed during routine operation of the enclosed source. Brief, occasional openings of such doors or windows to accommodate process equipment adjustments are acceptable, but if such openings are routine or if an access door remains open during the entire operation, the access door must be considered a natural draft opening. The average inward face velocity across the natural draft openings of the enclosure must be calculated including the area of such access doors. The drying oven itself may be part of the total enclosure. An enclosure that meets the requirements found in § 63.750(g)(4) is a permanent total enclosure.

*Touch-up and repair operation* means that portion of the coating operation that is the incidental application of coating used to cover minor imperfections in the coating finish or to achieve complete coverage. This definition includes out-of-sequence or out-of-cycle coating.

*Two-stage filter system* means a dry particulate filter system using two layers of filter media to remove particulate. The first stage is designed to remove the bulk of the particulate and a higher efficiency second stage is designed to remove smaller particulate.

*Type I etchant* means a chemical milling etchant that contains varying amounts of dissolved sulfur and does not contain amines.

*Type II etchant* means a chemical milling etchant that is a strong sodium hydroxide solution containing amines.

*Volatile organic compound (VOC)* means any compound defined as VOC in 40 CFR 51.100. This includes any organic compound other than those determined by the EPA to be an exempt solvent. For purposes of determining compliance with emission limits, VOC will be measured by the approved test methods. Where such a method also inadvertently measures compounds that are exempt solvent, an owner or operator may exclude these exempt solvents when determining compliance with an emission standard.

*Waterborne (water-reducible) coating* means any coating that contains more than 5 percent water by weight as applied in its volatile fraction.

*Waterwash system* means a control system that utilizes flowing water (i.e., a conventional waterwash system) or a pumpless system to remove particulate emissions from the exhaust air stream in spray coating application or dry media blast depainting operations.

*Nomenclature for determining carbon adsorber efficiency*—The nomenclature defined below is used in § 63.750(g):

(1)  $A_k$  = the area of each natural draft opening (k) in a total enclosure, in square meters.

(2)  $C_{aj}$  = the concentration of HAP or VOC in each gas stream (j) exiting the emission control device, in parts per million by volume.

(3)  $C_{bi}$  = the concentration of HAP or VOC in each gas stream (i) entering the emission control device, in parts per million by volume.

(4)  $C_{di}$  = the concentration of HAP or VOC in each gas stream (i) entering the emission control device from the affected source, in parts per million by volume.

(5)  $C_{fk}$  = the concentration of HAP or VOC in each uncontrolled gas stream (k) emitted directly to the atmosphere from the affected source, in parts per million by volume.

(6)  $C_{gv}$  = the concentration of HAP or VOC in each uncontrolled gas stream entering each individual carbon

adsorber vessel (v), in parts per million by volume. For the purposes of calculating the efficiency of the individual carbon adsorber vessel,  $C_{gv}$  may be measured in the carbon adsorption system's common inlet duct prior to the branching of individual inlet ducts to the individual carbon adsorber vessels.

(7)  $C_{hv}$  = the concentration of HAP or VOC in the gas stream exiting each individual carbon adsorber vessel (v), in parts per million by volume.

(8)  $E$  = the control device efficiency achieved for the duration of the emission test (expressed as a fraction).

(9)  $F$  = the HAP or VOC emission capture efficiency of the HAP or VOC capture system achieved for the duration of the emission test (expressed as a fraction).

(10)  $FV$  = the average inward face velocity across all natural draft openings in a total enclosure, in meters per hour.

(11)  $H_v$  = the individual carbon adsorber vessel (v) efficiency achieved for the duration of the emission test (expressed as a fraction).

(12)  $H_{sys}$  = the efficiency of the carbon adsorption system calculated when each carbon adsorber vessel has an individual exhaust stack (expressed as a fraction).

(13)  $M_{ci}$  = the total mass in kilograms of each batch of coating (i) applied, or of each coating applied at an affected coating operation during a 7 to 30-day period, as appropriate, as determined from records at the affected source. This quantity shall be determined at a time and location in the process after all ingredients (including any dilution solvent) have been added to the coating, or if ingredients are added after the mass of the coating has been determined, appropriate adjustments shall be made to account for them.

(14)  $M_r$  = the total mass in kilograms of HAP or VOC recovered for a 7 to 30-day period.

(15)  $Q_{aj}$  = the volumetric flow rate of each gas stream (j) exiting the emission control device in either dry standard cubic meters per hour when EPA Method 18 in appendix A of part 60 is used to measure HAP or VOC concentration or in standard cubic meters per hour (wet basis) when EPA Method

25A is used to measure HAP or VOC concentration.

(16)  $Q_{bi}$  = the volumetric flow rate of each gas stream (i) entering the emission control device, in dry standard cubic meters per hour when EPA Method 18 is used to measure HAP or VOC concentration or in standard cubic meters per hour (wet basis) when EPA Method 25A is used to measure HAP or VOC concentration.

(17)  $Q_{di}$  = the volumetric flow rate of each gas stream (i) entering the emission control device from the affected source in either dry standard cubic meters per hour when EPA Method 18 is used to measure HAP or VOC concentration or in standard cubic meters per hour (wet basis) when EPA Method 25A is used to measure HAP or VOC concentration.

(18)  $Q_{Rk}$  = the volumetric flow rate of each uncontrolled gas stream (k) emitted directly to the atmosphere from the affected source in either dry standard cubic meters per hour when EPA Method 18 is used to measure HAP or VOC concentration or in standard cubic meters per hour (wet basis) when EPA Method 25A is used to measure HAP or VOC concentration.

(19)  $Q_{gv}$  = the volumetric flow rate of each gas stream entering each individual carbon adsorber vessel (v) in either dry standard cubic meters per hour when EPA Method 18 is used to measure HAP or VOC concentration or in standard cubic meters per hour (wet basis) when EPA Method 25A is used to measure HAP or VOC concentration. For purposes of calculating the efficiency of the individual carbon adsorber vessel, the value of  $Q_{gv}$  can be assumed to equal the value of  $Q_{hv}$  measured for that carbon adsorber vessel.

(20)  $Q_{hv}$  = the volumetric flow rate of each gas stream exiting each individual carbon adsorber vessel (v) in either dry standard cubic meters per hour when EPA Method 18 is used to measure HAP or VOC concentration or in standard cubic meters per hour (wet basis) when EPA Method 25A is used to measure HAP or VOC concentration.

(21)  $Q_{ini}$  = the volumetric flow rate of each gas stream (i) entering the total enclosure through a forced makeup air duct in standard cubic meters per hour (wet basis).

(22)  $Q_{outj}$  = the volumetric flow rate of each gas stream (j) exiting the total enclosure through an exhaust duct or hood in standard cubic meters per hour (wet basis).

(23) R = the overall HAP or VOC emission reduction achieved for the duration of the emission test (expressed as a percentage).

(24)  $RS_i$  = the total mass in kilograms of HAP or VOC retained in the coating after drying.

(25)  $W_{oi}$  = the weight fraction of VOC in each batch of coating (i) applied, or of each coating applied at an affected coating operation during a 7- to 30-day period, as appropriate, as determined by EPA Method 24 or formulation data. This value shall be determined at a time and location in the process after all ingredients (including any dilution solvent) have been added to the coating, or if ingredients are added after the weight fraction of HAP or VOC in the coating has been determined, appropriate adjustments shall be made to account for them.

[60 FR 45956, Sept. 1, 1995, as amended at 63 FR 15017, Mar. 27, 1998; 63 FR 46533, Sept. 1, 1998; 65 FR 76945, Dec. 8, 2000]

#### § 63.743 Standards: General.

(a) Except as provided in paragraphs (a)(4) through (a)(10) of this section and in Table 1 of this subpart, each owner or operator of an affected source subject to this subpart is also subject to the following sections of subpart A of this part:

(1) § 63.4, Prohibited activities and circumvention;

(2) § 63.5, Construction and reconstruction; and

(3) § 63.6, Compliance with standards and maintenance requirements.

(4) For the purposes of this subpart, all affected sources shall submit any request for an extension of compliance not later than 120 days before the affected source's compliance date. The extension request should be requested for the shortest time necessary to attain compliance, but in no case shall exceed 1 year.

(5)(i) For the purposes of this subpart, the Administrator (or the State with an approved permit program) will notify the owner or operator in writing of his/her intention to deny approval of

a request for an extension of compliance submitted under either § 63.6(i)(4) or § 63.6(i)(5) within 60 calendar days after receipt of sufficient information to evaluate the request.

(ii) In addition, for purposes of this subpart, if the Administrator does not notify the owner or operator in writing of his/her intention to deny approval within 60 calendar days after receipt of sufficient information to evaluate a request for an extension of compliance, then the request shall be considered approved.

(6)(i) For the purposes of this subpart, the Administrator (or the State) will notify the owner or operator in writing of the status of his/her application submitted under § 63.6(i)(4)(ii) (that is, whether the application contains sufficient information to make a determination) within 30 calendar days after receipt of the original application and within 30 calendar days after receipt of any supplementary information that is submitted, rather than 15 calendar days as provided for in § 63.6(i)(13)(i).

(ii) In addition, for the purposes of this subpart, if the Administrator does not notify the owner or operator in writing of the status of his/her application within 30 calendar days after receipt of the original application and within 30 calendar days after receipt of any supplementary information that is submitted, then the information in the application or the supplementary information is to be considered sufficient upon which to make a determination.

(7) For the purposes of this subpart, each owner or operator who has submitted an extension request application under § 63.6(i)(5) is to be provided 30 calendar days to present additional information or arguments to the Administrator after he/she is notified that the application is not complete, rather than 15 calendar days as provided for in § 63.6(i)(13)(ii).

(8) For the purposes of this subpart, each owner or operator is to be provided 30 calendar days to present additional information to the Administrator after he/she is notified of the intended denial of a compliance extension request submitted under either § 63.6(i)(4) or § 63.6(i)(5), rather than 15

calendar days as provided for in § 63.6(1)(12)(iii)(B) and § 63.6(i)(13)(iii)(B).

(9) For the purposes of this subpart, a final determination to deny any request for an extension submitted under either § 63.6(i)(4) or § 63.6(i)(5) will be made within 60 calendar days after presentation of additional information or argument (if the application is complete), or within 60 calendar days after the final date specified for the presentation if no presentation is made, rather than 30 calendar days as provided for in § 63.6(i)(12)(iv) and § 63.6(i)(13)(iv).

(10) For the purposes of compliance with the requirements of § 63.5(b)(4) of the General Provisions and this subpart, owners or operators of existing primer or topcoat application operations and repainting operations who construct or reconstruct a spray booth or hangar that does not have the potential to emit 10 tons/yr or more of an individual inorganic HAP or 25 tons/yr or more of all inorganic HAP combined shall only be required to notify the Administrator of such construction or reconstruction on an annual basis. Notification shall be submitted on or before March 1 of each year and shall include the information required in § 63.5(b)(4) for each such spray booth or hangar constructed or reconstructed during the prior calendar year, except that such information shall be limited to inorganic HAP's. No advance notification or written approval from the Administrator pursuant to § 63.5(b)(3) shall be required for the construction or reconstruction of such a spray booth or hangar unless the booth or hangar has the potential to emit 10 tons/yr or more of an individual inorganic HAP or 25 tons/yr or more of all inorganic HAP combined.

(b) *Startup, shutdown, and malfunction plan.* Each owner or operator that uses an air pollution control device or equipment to control HAP emissions shall prepare a startup, shutdown, and malfunction plan in accordance with § 63.6. Dry particulate filter systems operated per the manufacturer's instructions are exempt from a startup, shutdown, and malfunction plan. A startup, shutdown, and malfunction plan shall be prepared for facilities using locally prepared operating procedures. In addition to the information required in



## Environmental Protection Agency

## § 63.744

§ 63.6, this plan shall also include the following provisions:

(1) The plan shall specify the operation and maintenance criteria for each air pollution control device or equipment and shall include a standardized checklist to document the operation and maintenance of the equipment;

(2) The plan shall include a systematic procedure for identifying malfunctions and for reporting them immediately to supervisory personnel; and

(3) The plan shall specify procedures to be followed to ensure that equipment or process malfunctions due to poor maintenance or other preventable conditions do not occur.

(c) An owner or operator who uses an air pollution control device or equipment not listed in this subpart shall submit a description of the device or equipment, test data verifying the performance of the device or equipment in controlling organic HAP and/or VOC emissions, as appropriate, and specific operating parameters that will be monitored to establish compliance with the standards to the Administrator for approval not later than 120 days prior to the compliance date.

(d) Instead of complying with the individual coating limits in §§ 63.745 and 63.747, a facility may choose to comply with the averaging provisions specified in paragraphs (d)(1) through (d)(6) of this section.

(1) Each owner or operator of a new or existing source shall use any combination of primers, topcoats (including self-priming topcoats), Type I chemical milling maskants, or Type II chemical milling maskants such that the monthly volume-weighted average organic HAP and VOC contents of the combination of primers, topcoats, Type I chemical milling maskants, or Type II chemical milling maskants, as determined in accordance with the applicable procedures set forth in § 63.750, complies with the specified content limits in §§ 63.745(c) and 63.747(c), unless the permitting agency specifies a shorter averaging period as part of an ambient ozone control program.

(2) Averaging is allowed only for uncontrolled primers, topcoats (including self-priming topcoats), Type I chemical

milling maskants, or Type II chemical milling maskants.

(3) Averaging is not allowed between primers and topcoats (including self-priming topcoats).

(4) Averaging is not allowed between Type I and Type II chemical milling maskants.

(5) Averaging is not allowed between primers and chemical milling maskants, or between topcoats and chemical milling maskants.

(6) Each averaging scheme shall be approved in advance by the permitting agency and adopted as part of the facility's title V permit.

[60 FR 45956, Sept. 1, 1996, as amended at 63 FR 15017, Mar. 27, 1998; 71 FR 20457, Apr. 20, 2006]

### § 63.744 Standards: Cleaning operations.

(a) *Housekeeping measures.* Each owner or operator of a new or existing cleaning operation subject to this subpart shall comply with the requirements in these paragraphs unless the cleaning solvent used is identified in Table 1 of this section or contains HAP and VOC below the de minimis levels specified in § 63.741(f).

(1) Unless the owner or operator satisfies the requirements in paragraph (a)(4) of this section, place used solvent-laden cloth, paper, or any other absorbent applicators used for cleaning in bags or other closed containers. Ensure that these bags and containers are kept closed at all times except when depositing or removing these materials from the container. Use bags and containers of such design so as to contain the vapors of the cleaning solvent. Cotton-tipped swabs used for very small cleaning operations are exempt from this requirement.

(2) Unless the owner or operator satisfies the requirements in paragraph (a)(4) of this section, store fresh and spent cleaning solvents, except semi-aqueous solvent cleaners, used in aerospace cleaning operations in closed containers.

(4) Demonstrate to the Administrator (or delegated State, local, or Tribal authority) that equivalent or better alternative measures are in place compared to the use of closed containers

for the solvent-laden materials described in paragraph (a)(1) of this section, or the storage of solvents described in paragraph (a)(2) of this section.

(3) Conduct the handling and transfer of cleaning solvents to or from enclosed systems, vats, waste containers, and other cleaning operation equipment that hold or store fresh or spent cleaning solvents in such a manner that minimizes spills.

(b) *Hand-wipe cleaning.* Each owner or operator of a new or existing hand-wipe cleaning operation (excluding cleaning of spray gun equipment performed in accordance with paragraph (c) of this section) subject to this subpart shall use cleaning solvents that meet one of the requirements specified in paragraphs (b)(1), (b)(2), and (b)(3) of this section. Cleaning solvent solutions that contain HAP and VOC below the de minimis levels specified in § 63.741(f) are exempt from the requirements in paragraphs (b)(1), (b)(2), and (b)(3) of this section.

(1) Meet one of the composition requirements in Table 1 of this section;

(2) Have a composite vapor pressure of 45 mm Hg (24.1 in. H<sub>2</sub>O) or less at 20 °C (68 °F); or

(3) Demonstrate that the volume of hand-wipe solvents used in cleaning operations has been reduced by at least 60% from a baseline adjusted for production. The baseline shall be established as part of an approved alternative plan administered by the State. Demonstrate that the volume of hand-wipe cleaning solvents used in cleaning operations has been reduced by at least 60 percent from a baseline adjusted for production. The baseline shall be calculated using data from 1996 and 1997, or as otherwise agreed upon by the Administrator or delegated State Authority. The baseline shall be approved by the Administrator or delegated State Authority and shall be included as part of the facility's title V or part 70 permit.

(c) *Spray gun cleaning.* Each owner or operator of a new or existing spray gun cleaning operation subject to this subpart in which spray guns are used for the application of coatings or any other materials that require the spray guns to be cleaned shall use one or

more of the techniques, or their equivalent, specified in paragraphs (c)(1) through (c)(4) of this section. Spray gun cleaning operations using cleaning solvent solutions that contain HAP and VOC below the de minimis levels specified in § 63.741(f) are exempt from the requirements in paragraphs (c)(1) through (c)(4) of this section.

(1)(i) *Enclosed system.* Clean the spray gun in an enclosed system that is closed at all times except when inserting or removing the spray gun. Cleaning shall consist of forcing solvent through the gun.

(ii) If leaks are found during the monthly inspection required in § 63.751(a), repairs shall be made as soon as practicable, but no later than 15 days after the leak was found. If the leak is not repaired by the 15th day after detection, the cleaning solvent shall be removed, and the enclosed cleaner shall be shut down until the leak is repaired or its use is permanently discontinued.

(2) *Nonatomized cleaning.* Clean the spray gun by placing cleaning solvent in the pressure pot and forcing it through the gun with the atomizing cap in place. No atomizing air is to be used. Direct the cleaning solvent from the spray gun into a vat, drum, or other waste container that is closed when not in use.

(3) *Disassembled spray gun cleaning.* Disassemble the spray gun and clean the components by hand in a vat, which shall remain closed at all times except when in use. Alternatively, soak the components in a vat, which shall remain closed during the soaking period and when not inserting or removing components.

(4) *Atomizing cleaning.* Clean the spray gun by forcing the cleaning solvent through the gun and direct the resulting atomized spray into a waste container that is fitted with a device designed to capture the atomized cleaning solvent emissions.

(5) Cleaning of the nozzle tips of automated spray equipment systems, except for robotic systems that can be programmed to spray into a closed container, shall be exempt from the requirements of paragraph (c) of this section.

## Environmental Protection Agency

§ 63.745

(d) *Flush cleaning.* Each owner or operator of a flush cleaning operation subject to this subpart (excluding those in which Table 1 or semi-aqueous cleaning solvents are used) shall empty the used cleaning solvent each time aerospace parts or assemblies, or components of a coating unit (with the exception of spray guns) are flush cleaned into an enclosed container or collection system that is kept closed when not in use or into a system with equivalent emission control.

(e) *Exempt cleaning operations.* The following cleaning operations are exempt from the requirements of paragraph (b) of this section:

(1) Cleaning during the manufacture, assembly, installation, maintenance, or testing of components of breathing oxygen systems that are exposed to the breathing oxygen;

(2) Cleaning during the manufacture, assembly, installation, maintenance, or testing of parts, subassemblies, or assemblies that are exposed to strong oxidizers or reducers (e.g., nitrogen tetroxide, liquid oxygen, or hydrazine);

(3) Cleaning and surface activation prior to adhesive bonding;

(4) Cleaning of electronic parts and assemblies containing electronic parts;

(5) Cleaning of aircraft and ground support equipment fluid systems that are exposed to the fluid, including air-to-air heat exchangers and hydraulic fluid systems;

(6) Cleaning of fuel cells, fuel tanks, and confined spaces;

(7) Surface cleaning of solar cells, coated optics, and thermal control surfaces;

(8) Cleaning during fabrication, assembly, installation, and maintenance of upholstery, curtains, carpet, and other textile materials used in the interior of the aircraft;

(9) Cleaning of metallic and non-metallic materials used in honeycomb cores during the manufacture or maintenance of these cores, and cleaning of the completed cores used in the manufacture of aerospace vehicles or components;

(10) Cleaning of aircraft transparencies, polycarbonate, or glass substrates;

(11) Cleaning and cleaning solvent usage associated with research and development, quality control, and laboratory testing;

(12) Cleaning operations, using nonflammable liquids, conducted within five feet of energized electrical systems. Energized electrical systems means any AC or DC electrical circuit on an assembled aircraft once electrical power is connected, including interior passenger and cargo areas, wheel wells and tail sections; and

(13) Cleaning operations identified as essential uses under the Montreal Protocol for which the Administrator has allocated essential use allowances or exemptions in 40 CFR 82.4.

TABLE 1—COMPOSITION REQUIREMENTS FOR APPROVED CLEANING SOLVENTS

Cleaning solvent type	Composition requirements
Aqueous .....	Cleaning solvents in which water is the primary ingredient (≥80 percent of cleaning solvent solution as applied must be water). Detergents, surfactants, and bio-enzyme mixtures and nutrients may be combined with the water along with a variety of additives, such as organic solvents (e.g., high boiling point alcohols), builders, saponifiers, inhibitors, emulsifiers, pH buffers, and antifoaming agents. Aqueous solutions must have a flash point greater than 93 °C (200° F) (as reported by the manufacturer), and the solution must be miscible with water.
Hydrocarbon-based .....	Cleaners that are composed of photochemically reactive hydrocarbons and/or oxygenated hydrocarbons and have a maximum vapor pressure of 7 mm Hg at 20 °C (3.75 in. H <sub>2</sub> O and 68 °F). These cleaners also contain no HAP.

[60 FR 45956, Sept. 1, 1996, as amended at 63 FR 15018, Mar. 27 1998; 63 FR 46533, Sept. 1, 1998; 68 FR 37352, June 23, 2003]

### § 63.745 Standards: Primer and top-coat application operations.

(a) Each owner or operator of a new or existing primer or topcoat applica-

tion operation subject to this subpart shall comply with the requirements

specified in paragraph (c) of this section for those coatings that are uncontrolled (no control device is used to reduce organic HAP emissions from the operation), and in paragraph (d) of this section for those coatings that are controlled (organic HAP emissions from the operation are reduced by the use of a control device). Aerospace equipment that is no longer operational, intended for public display, and not easily capable of being moved is exempt from the requirements of this section.

(b) Each owner or operator shall conduct the handling and transfer of primers and topcoats to or from containers, tanks, vats, vessels, and piping systems in such a manner that minimizes spills.

(c) *Uncontrolled coatings—organic HAP and VOC content levels.* Each owner or operator shall comply with the organic HAP and VOC content limits specified in paragraphs (c)(1) through (c)(4) of this section for those coatings that are uncontrolled.

(1) Organic HAP emissions from primers shall be limited to an organic HAP content level of no more than: 540 g/L (4.5 lb/gal) of primer (less water), as applied, for general aviation rework facilities; or 650 g/L (5.4 lb/gal) of exterior primer (less water), as applied, to large commercial aircraft components (parts or assemblies) or fully assembled, large commercial aircraft at existing affected sources that produce fully assembled, large commercial aircraft; or 350 g/L (2.9 lb/gal) of primer (less water), as applied.

(2) VOC emissions from primers shall be limited to a VOC content level of no more than: 540 g/L (4.5 lb/gal) of primer (less water and exempt solvents), as applied, for general aviation rework facilities; or 650 g/L (5.4 lb/gal) of exterior primer (less water and exempt solvents), as applied, to large commercial aircraft components (parts or assemblies) or fully assembled, large commercial aircraft at existing affected sources that produce fully assembled, large commercial aircraft; or 350 g/L (2.9 lb/gal) of primer (less water and exempt solvents), as applied.

(3) Organic HAP emissions from topcoats shall be limited to an organic HAP content level of no more than: 420 g/L (3.5 lb/gal) of coating (less water) as applied or 540 g/L (4.5 lb/gal) of coating

(less water) as applied for general aviation rework facilities. Organic HAP emissions from self-priming topcoats shall be limited to an organic HAP content level of no more than: 420 g/L (3.5 lb/gal) of self-priming topcoat (less water) as applied or 540 g/L (4.5 lb/gal) of self-priming topcoat (less water) as applied for general aviation rework facilities.

(4) VOC emissions from topcoats shall be limited to a VOC content level of no more than: 420 g/L (3.5 lb/gal) of coating (less water and exempt solvents) as applied or 540 g/L (4.5 lb/gal) of coating (less water and exempt solvents) as applied for general aviation rework facilities. VOC emissions from self-priming topcoats shall be limited to a VOC content level of no more than: 420 g/L (3.5 lb/gal) of self-priming topcoat (less water and exempt solvents) as applied or 540 g/L (4.5 lb/gal) of self-priming topcoat (less water) as applied for general aviation rework facilities.

(d) *Controlled coatings—control system requirements.* Each control system shall reduce the operation's organic HAP and VOC emissions to the atmosphere by 81% or greater, taking into account capture and destruction or removal efficiencies, as determined using the procedures in § 63.750(g) when a carbon adsorber is used and in § 63.750(h) when a control device other than a carbon adsorber is used.

(e) *Compliance methods.* Compliance with the organic HAP and VOC content limits specified in paragraphs (c)(1) through (c)(4) of this section shall be accomplished by using the methods specified in paragraphs (e)(1) and (e)(2) of this section either by themselves or in conjunction with one another.

(1) Use primers and topcoats (including self-priming topcoats) with HAP and VOC content levels equal to or less than the limits specified in paragraphs (c)(1) through (c)(4) of this section; or

(2) Use the averaging provisions described in § 63.743(d).

(f) *Application equipment.* Except as provided in paragraph (f)(3) of this section, each owner or operator of a new or existing primer or topcoat (including self-priming topcoat) application operation subject to this subpart in

which any of the coatings contain organic HAP or VOC shall comply with the requirements specified in paragraphs (f)(1) and (f)(2) of this section.

(1) All primers and topcoats (including self-priming topcoats) shall be applied using one or more of the application techniques specified in paragraphs (f)(1)(i) through (f)(1)(ix) of this section.

- (i) Flow/curtain coat application;
  - (ii) Dip coat application;
  - (iii) Roll coating;
  - (iv) Brush coating;
  - (v) Cotton-tipped swab application;
  - (vi) Electrodeposition (dip) coating;
  - (vii) High volume low pressure (HVLP) spraying;
  - (viii) Electrostatic spray application;
- or

(ix) Other coating application methods that achieve emission reductions equivalent to HVLP or electrostatic spray application methods, as determined according to the requirements in § 63.750(i).

(2) All application devices used to apply primers or topcoats (including self-priming topcoats) shall be operated according to company procedures, local specified operating procedures, and/or the manufacturer's specifications, whichever is most stringent, at all times. Equipment modified by the facility shall maintain a transfer efficiency equivalent to HVLP and electrostatic spray application techniques.

(3) The following situations are exempt from the requirements of paragraph (f)(1) of this section:

- (i) Any situation that normally requires the use of an airbrush or an extension on the spray gun to properly reach limited access spaces;
- (ii) The application of coatings that contain fillers that adversely affect atomization with HVLP spray guns and that the permitting agency has determined cannot be applied by any of the application methods specified in paragraph (f)(1) of this section;
- (iii) The application of coatings that normally have a dried film thickness of less than 0.0013 centimeter (0.0005 in.) and that the permitting agency has determined cannot be applied by any of the application methods specified in paragraph (f)(1) of this section;

(iv) The use of airbrush application methods for stenciling, lettering, and other identification markings;

(v) The use of hand-held spray can application methods; and

(vi) Touch-up and repair operations.

(g) *Inorganic HAP emissions.* Except as provided in paragraph (g)(4) of this section, each owner or operator of a new or existing primer or topcoat application operation subject to this subpart in which any of the coatings that are spray applied contain inorganic HAP, shall comply with the applicable requirements in paragraphs (g)(1) through (g)(3) of this section.

(1) Apply these coatings in a booth or hangar in which air flow is directed downward onto or across the part or assembly being coated and exhausted through one or more outlets.

(2) Control the air stream from this operation as follows:

(i) For existing sources, the owner or operator must choose one of the following:

(A) Before exhausting it to the atmosphere, pass the air stream through a dry particulate filter system certified using the methods described in § 63.750(o) to meet or exceed the efficiency data points in Tables 1 and 2 of this section; or

TABLE 1—TWO-STAGE ARRESTOR; LIQUID PHASE CHALLENGE FOR EXISTING SOURCES

Filtration efficiency requirement, %	Aerodynamic particle size range, $\mu\text{m}$
>90 .....	>5.7
>50 .....	>4.1
>10 .....	>2.2

TABLE 2—TWO-STAGE ARRESTOR; SOLID PHASE CHALLENGE FOR EXISTING SOURCES

Filtration efficiency requirement, %	Aerodynamic particle size range, $\mu\text{m}$
>90 .....	>8.1
>50 .....	>5.0
>10 .....	>2.6

(B) Before exhausting it to the atmosphere, pass the air stream through a waterwash system that shall remain in operation during all coating application operations; or

(C) Before exhausting it to the atmosphere, pass the air stream through

an air pollution control system that meets or exceeds the efficiency data points in Tables 1 and 2 of this section and is approved by the permitting authority.

(ii) For new sources, either:

(A) Before exhausting it to the atmosphere, pass the air stream through a dry particulate filter system certified using the methods described in § 63.750(o) to meet or exceed the efficiency data points in Tables 3 and 4 of this section; or

TABLE 3—THREE-STAGE ARRESTOR; LIQUID PHASE CHALLENGE FOR NEW SOURCES

Filtration efficiency requirement, %	Aerodynamic particle size range, $\mu\text{m}$
>95 .....	>2.0
>80 .....	>1.0
>65 .....	>0.42

TABLE 4—THREE-STAGE ARRESTOR; SOLID PHASE CHALLENGE FOR NEW SOURCES

Filtration efficiency requirement, %	Aerodynamic particle size range, $\mu\text{m}$
>95 .....	>2.5
>85 .....	>1.1
>75 .....	>0.70

(B) Before exhausting it to the atmosphere, pass the air stream through an air pollution control system that meets or exceeds the efficiency data points in Tables 3 and 4 of this section and is approved by the permitting authority.

(iii) Owners or operators of new sources that have commenced construction or reconstruction after June 6, 1994 but prior to October 29, 1996 may comply with the following requirements in lieu of the requirements in paragraph (g)(2)(ii) of this section:

(A) Pass the air stream through either a two-stage dry particulate filter system or a waterwash system before exhausting it to the atmosphere.

(B) If the primer or topcoat contains chromium or cadmium, control shall consist of a HEPA filter system, three-stage filter system, or other control system equivalent to the three stage filter system as approved by the permitting agency.

(iv) If a dry particulate filter system is used, the following requirements shall be met:

(A) Maintain the system in good working order;

(B) Install a differential pressure gauge across the filter banks;

(C) Continuously monitor the pressure drop across the filter and read and record the pressure drop once per shift; and

(D) Take corrective action when the pressure drop exceeds or falls below the filter manufacturer's recommended limit(s).

(v) If a conventional waterwash system is used, continuously monitor the water flow rate and read and record the water flow rate once per shift. If a pumpless system is used, continuously monitor the booth parameter(s) that indicate performance of the booth per the manufacturer's recommendations to maintain the booth within the acceptable operating efficiency range and read and record the parameters once per shift.

(3) If the pressure drop across the dry particulate filter system, as recorded pursuant to § 63.752(d)(1), is outside the limit(s) specified by the filter manufacturer or in locally prepared operating procedures, shut down the operation immediately and take corrective action. If the water path in the waterwash system fails the visual continuity/flow characteristics check, or the water flow rate recorded pursuant to § 63.752(d)(2) exceeds the limit(s) specified by the booth manufacturer or in locally prepared operating procedures, or the booth manufacturer's or locally prepared maintenance procedures for the filter or waterwash system have not been performed as scheduled, shut down the operation immediately and take corrective action. The operation shall not be resumed until the pressure drop or water flow rate is returned within the specified limit(s).

(4) The requirements of paragraphs (g)(1) through (g)(3) of this section do not apply to the following:

(i) Touch-up of scratched surfaces or damaged paint;

(ii) Hole daubing for fasteners;

(iii) Touch-up of trimmed edges;

(iv) Coating prior to joining dissimilar metal components;

- (v) Stencil operations performed by brush or air brush;
- (vi) Section joining;
- (vii) Touch-up of bushings and other similar parts;
- (viii) Sealant detackifying;
- (ix) Painting parts in an area identified in a title V permit, where the permitting authority has determined that it is not technically feasible to paint the parts in a booth; and
- (x) The use of hand-held spray can application methods.

[60 FR 45956, Sept. 1, 1996, as amended at 63 FR 15019, Mar. 27, 1998; 63 FR 46533, Sept. 1, 1998; 65 FR 76945, Dec. 8, 2000]

**§ 63.746 Standards: Depainting operations.**

(a) *Applicability.* Each owner or operator of a new or existing depainting operation subject to this subpart shall comply with the requirements in paragraphs (a)(1) through (a)(3) of this section, and with the requirements specified in paragraph (b) where there are no controls for organic HAP, or paragraph (c) where organic HAP are controlled using a control system. This section does not apply to an aerospace manufacturing or rework facility that depaints six or less completed aerospace vehicles in a calendar year.

(1) The provisions of this section apply to the depainting of the outer surface areas of completed aerospace vehicles, including the fuselage, wings, and vertical and horizontal stabilizers of the aircraft, and the outer casing and stabilizers of missiles and rockets. These provisions do not apply to the depainting of parts or units normally removed from the aerospace vehicle for depainting. However, depainting of wings and stabilizers is always subject to the requirements of this section regardless of whether their removal is considered by the owner or operator to be normal practice for depainting.

(2) Aerospace vehicles or components that are intended for public display, no longer operational, and not easily capable of being moved are exempt from the requirements of this section.

(3) The following depainting operations are exempt from the requirements of this section:

- (i) Depainting of radomes; and

- (ii) Depainting of parts, subassemblies, and assemblies normally removed from the primary aircraft structure before depainting.

(b)(1) *HAP emissions—non-HAP chemical strippers and technologies.* Except as provided in paragraphs (b)(2) and (b)(3) of this section, each owner or operator of a new or existing aerospace depainting operation subject to this subpart shall emit no organic HAP from chemical stripping formulations and agents or chemical paint softeners.

(2) Where non-chemical based equipment is used to comply with paragraph (b)(1) of this section, either in total or in part, each owner or operator shall operate and maintain the equipment according to the manufacturer's specifications or locally prepared operating procedures. During periods of malfunctions of such equipment, each owner or operator may use substitute materials during the repair period provided the substitute materials used are those available that minimize organic HAP emissions. In no event shall substitute materials be used for more than 15 days annually, unless such materials are organic HAP-free.

(3) Each owner or operator of a new or existing depainting operation shall not, on an annual average basis, use more than 26 gallons of organic HAP-containing chemical strippers or alternatively 190 pounds of organic HAP per commercial aircraft depainted; or more than 50 gallons of organic HAP-containing chemical strippers or alternatively 365 pounds of organic HAP per military aircraft depainted for spot stripping and decal removal.

(4) Each owner or operator of a new or existing depainting operation complying with paragraph (b)(2), that generates airborne inorganic HAP emissions from dry media blasting equipment, shall also comply with the requirements specified in paragraphs (b)(4)(i) through (b)(4)(v) of this section.

- (i) Perform the depainting operation in an enclosed area, unless a closed-cycle depainting system is used.

- (ii)(A) For existing sources pass any air stream removed from the enclosed area or closed-cycle depainting system

through a dry particulate filter system, certified using the method described in § 63.750(o) to meet or exceed the efficiency data points in Tables 1 and 2 of § 63.745, through a baghouse, or through a waterwash system before exhausting it to the atmosphere.

(B) For new sources pass any air stream removed from the enclosed area or closed-cycle depainting system through a dry particulate filter system certified using the method described in § 63.750(o) to meet or exceed the efficiency data points in Tables 3 and 4 of § 63.745 or through a baghouse before exhausting it to the atmosphere.

(c) Owners or operators of new sources that have commenced construction or reconstruction after June 6, 1994 but prior to October 29, 1996 may comply with the following requirements in lieu of the requirements in paragraph (b)(4)(ii)(B) of this section:

(I) Pass the air stream through either a two-stage dry particulate filter system or a waterwash system before exhausting it to the atmosphere.

(2) If the coating being removed contains chromium or cadmium, control shall consist of a HEPA filter system, three-stage filter system, or other control system equivalent to the three-stage filter system as approved by the permitting agency.

(iii) If a dry particulate filter system is used, the following requirements shall be met:

(A) Maintain the system in good working order;

(B) Install a differential pressure gauge across the filter banks;

(C) Continuously monitor the pressure drop across the filter, and read and record the pressure drop once per shift; and

(D) Take corrective action when the pressure drop exceeds or falls below the filter manufacturer's recommended limits.

(iv) If a waterwash system is used, continuously monitor the water flow rate, and read and record the water flow rate once per shift.

(v) If the pressure drop, as recorded pursuant to § 63.752(e)(7), is outside the limit(s) specified by the filter manufacturer or in locally prepared operating procedures, whichever is more stringent, shut down the operation immediately and take corrective action.

If the water path in the waterwash system fails the visual continuity/flow characteristics check, as recorded pursuant to § 63.752(e)(7), or the water flow rate, as recorded pursuant to § 63.752(d)(2), exceeds the limit(s) specified by the booth manufacturer or in locally prepared operating procedures, or the booth manufacturer's or locally prepared maintenance procedures for the filter or waterwash system have not been performed as scheduled, shut down the operation immediately and take corrective action. The operation shall not be resumed until the pressure drop or water flow rate is returned within the specified limit(s).

(5) Mechanical and hand sanding operations are exempt from the requirements in paragraph (b)(4) of this section.

(c) *Organic HAP emissions—organic HAP-containing chemical strippers.* Each owner or operator of a new or existing organic HAP-containing chemical stripper depainting operation subject to this subpart shall comply with the requirements specified in this paragraph.

(1) All organic HAP emissions from the operation shall be reduced by the use of a control system. Each control system that was installed before the effective date shall reduce the operations' organic HAP emissions to the atmosphere by 81 percent or greater, taking into account capture and destruction or removal efficiencies.

(2) Each control system installed on or after the effective date shall reduce organic HAP emissions to the atmosphere by 95 percent or greater. Reduction shall take into account capture and destruction or removal efficiencies, and may take into account the volume of chemical stripper used relative to baseline levels (e.g., the 95 percent efficiency may be achieved by controlling emissions at 81 percent efficiency with a control system and using 74 percent less stripper than in baseline applications). The baseline shall be calculated using data from 1996 and 1997, which shall be on a usage per aircraft or usage per square foot of surface basis.

(3) The capture and destruction or removal efficiencies are to be determined



using the procedures in § 63.750(g) when a carbon adsorber is used and those in § 63.750(h) when a control device other than a carbon adsorber is used.

[60 FR 45956, Sept. 1, 1996, as amended at 63 FR 15020, Mar. 27, 1998; 63 FR 46533, Sept. 1, 1998]

**§ 63.747 Standards: Chemical milling maskant application operations.**

(a) Each owner or operator of a new or existing chemical milling maskant operation subject to this subpart shall comply with the requirements specified in paragraph (c) of this section for those chemical milling maskants that are uncontrolled (no control device is used to reduce organic HAP emissions from the operation) and in paragraph (d) of this section for those chemical milling maskants that are controlled (organic HAP emissions from the operation are reduced by the use of a control device).

(b) Each owner or operator shall conduct the handling and transfer of chemical milling maskants to or from containers, tanks, vats, vessels, and piping systems in such a manner that minimizes spills.

(c) *Uncontrolled maskants—organic HAP and VOC content levels.* Each owner or operator shall comply with the organic HAP and VOC content limits specified in paragraphs (c)(1) and (c)(2) of this section for each chemical milling maskant that is uncontrolled.

(1) Organic HAP emissions from chemical milling maskants shall be limited to organic HAP content levels of no more than 622 grams of organic HAP per liter (5.2 lb/gal) of Type I chemical milling maskant (less water) as applied, and no more than 160 grams of organic HAP per liter (1.3 lb/gal) of Type II chemical milling maskant (less water) as applied.

(2) VOC emissions from chemical milling maskants shall be limited to VOC content levels of no more than 622 grams of VOC per liter (5.2 lb/gal) of Type I chemical milling maskant (less water and exempt solvents) as applied, and no more than 160 grams of VOC per liter (1.3 lb/gal) of Type II chemical milling maskant (less water and exempt solvents) as applied.

(3) The requirements of paragraphs (c)(1) and (c)(2) of this section do not apply to the following:

(i) Touch-up of scratched surfaces or damaged maskant; and

(ii) Touch-up of trimmed edges.

(d) *Controlled maskants—control system requirements.* Each control system shall reduce the operation's organic HAP and VOC emissions to the atmosphere by 81% or greater, taking into account capture and destruction or removal efficiencies, as determined using the procedures in § 63.750(g) when a carbon adsorber is used and in § 63.750(h) when a control device other than a carbon adsorber is used.

(e) *Compliance methods.* Compliance with the organic HAP and VOC content limits specified in paragraphs (c)(1) and (c)(2) of this section may be accomplished by using the methods specified in paragraphs (e)(1) and (e)(2) of this section either by themselves or in conjunction with one another.

(1) Use chemical milling maskants with HAP and VOC content levels equal to or less than the limits specified in paragraphs (c)(1) and (c)(2) of this section.

(2) Use the averaging provisions described in § 63.743(d).

[60 FR 45956, Sept. 1, 1996, as amended at 63 FR 15021, Mar. 27, 1998]

**§ 63.748 Standards: Handling and storage of waste.**

Except as provided in § 63.741(e), the owner or operator of each facility subject to this subpart that produces a waste that contains HAP shall conduct the handling and transfer of the waste to or from containers, tanks, vats, vessels, and piping systems in such a manner that minimizes spills.

**§ 63.749 Compliance dates and determinations.**

(a) *Compliance dates.* (1) Each owner or operator of an existing affected source subject to this subpart shall comply with the requirements of this subpart by September 1, 1998, except as specified in paragraph (a)(2) of this section. Owners or operators of new affected sources subject to this subpart shall comply on the effective date or upon startup, whichever is later. In addition, each owner or operator shall

comply with the compliance dates specified in § 63.6(b) and (c).

(2) Owners or operators of existing primer or topcoat application operations and repainting operations who construct or reconstruct a spray booth or hangar must comply with the new source requirements for inorganic HAP specified in §§ 63.745(g)(2)(ii) and 63.746(b)(4) for that new spray booth or hangar upon startup. Such sources must still comply with all other existing source requirements by September 1, 1998.

(b) *General.* Each facility subject to this subpart shall be considered in non-compliance if the owner or operator fails to submit a startup, shutdown, and malfunction plan as required by § 63.743(b) or uses a control device other than one specified in this subpart that has not been approved by the Administrator, as required by § 63.743(c).

(c) *Cleaning operations.* Each cleaning operation subject to this subpart shall be considered in noncompliance if the owner or operator fails to institute and carry out the housekeeping measures required under § 63.744(a). Incidental emissions resulting from the activation of pressure release vents and valves on enclosed cleaning systems are exempt from this paragraph.

(1) *Hand-wipe cleaning.* An affected hand-wipe cleaning operation shall be considered in compliance when all hand-wipe cleaning solvents, excluding those used for hand cleaning of spray gun equipment under § 63.744(c)(3), meet either the composition requirements specified in § 63.744(b)(1) or the vapor pressure requirement specified in § 63.744(b)(2).

(2) *Spray gun cleaning.* An affected spray gun cleaning operation shall be considered in compliance when each of the following conditions is met:

(i) One of the four techniques specified in § 63.744 (c)(1) through (c)(4) is used;

(ii) The technique selected is operated according to the procedures specified in § 63.744 (c)(1) through (c)(4) as appropriate; and

(iii) If an enclosed system is used, monthly visual inspections are conducted and any leak detected is repaired within 15 days after detection. If the leak is not repaired by the 15th day

after detection, the solvent shall be removed and the enclosed cleaner shall be shut down until the cleaner is repaired or its use is permanently discontinued.

(3) *Flush cleaning.* An affected flush cleaning operation shall be considered in compliance if the operating requirements specified in § 63.744(d) are implemented and carried out.

(d) *Organic HAP and VOC content levels—primer and topcoat application operations—*(1) *Performance test periods.* For uncontrolled coatings that are not averaged, each 24 hours is considered a performance test. For compliant and non-compliant coatings that are averaged together, each 30-day period is considered a performance test, unless the permitting agency specifies a shorter averaging period as part of an ambient ozone control program. When using a control device other than a carbon adsorber, three 1-hour runs constitute the test period for the initial and any subsequent performance test. When using a carbon adsorber, each rolling material balance period is considered a performance test.

(2) *Initial performance tests.* If a control device is used, each owner or operator shall conduct an initial performance test to demonstrate compliance with the overall reduction efficiency specified in paragraph § 63.745, unless a waiver is obtained under either § 63.7(e)(2)(iv) or § 63.7(h). The initial performance test shall be conducted according to the procedures and test methods specified in § 63.7 and § 63.750(g) for carbon adsorbers and in § 63.750(h) for control devices other than carbon adsorbers. For carbon adsorbers, the initial performance test shall be used to establish the appropriate rolling material balance period for determining compliance. The procedures in paragraphs (d)(2)(i) through (d)(2)(vi) of this section shall be used in determining initial compliance with the provisions of this subpart for carbon adsorbers.

(i)(A) When either EPA Method 18 or EPA Method 25A is to be used in the determination of the efficiency of a fixed-bed carbon adsorption system with a common exhaust stack for all the individual carbon adsorber vessels pursuant to § 63.750(g) (2) or (4), the test shall consist of three separate runs,

each coinciding with one or more complete sequences through the adsorption cycles of all of the individual carbon adsorber vessels.

(B) When either EPA Method 18 or EPA Method 25A is to be used in the determination of the efficiency of a fixed-bed carbon adsorption system with individual exhaust stacks for each carbon adsorber vessel pursuant to § 63.750(g) (3) or (4), each carbon adsorber vessel shall be tested individually. The test for each carbon adsorber vessel shall consist of three separate runs. Each run shall coincide with one or more complete adsorption cycles.

(ii) EPA Method 1 or 1A of appendix A of part 60 is used for sample and velocity traverses.

(iii) EPA Method 2, 2A, 2C, or 2D of appendix A of part 60 is used for velocity and volumetric flow rates.

(iv) EPA Method 3 of appendix A of part 60 is used for gas analysis.

(v) EPA Method 4 of appendix A of part 60 is used for stack gas moisture.

(vi) EPA Methods 2, 2A, 2C, 2D, 3, and 4 shall be performed, as applicable, at least twice during each test period.

(3) The primer application operation is considered in compliance when the conditions specified in paragraphs (d)(3)(i) through (d)(3)(iv) of this section, as applicable, and in paragraph (e) of this section are met. Failure to meet any one of the conditions identified in these paragraphs shall constitute non-compliance.

(i) For all uncontrolled primers, all values of  $H_i$  and  $H_a$  (as determined using the procedures specified in § 63.750 (c) and (d)) are less than or equal to 350 grams of organic HAP per liter (2.9 lb/gal) of primer (less water) as applied, and all values of  $G_i$  and  $G_a$  (as determined using the procedures specified in § 63.750 (e) and (f)) are less than or equal to 350 grams of organic VOC per liter (2.9 lb/gal) of primer (less water and exempt solvents) as applied.

(ii) If a control device is used:

(A) The overall control system efficiency,  $E_k$ , as determined using the procedures specified in § 63.750(g) for control systems containing carbon adsorbers and in § 63.750(h) for control systems with other control devices, is equal to or greater than 81% during the

initial performance test and any subsequent performance test;

(B) If an incinerator other than a catalytic incinerator is used, the average combustion temperature for all 3-hour periods is greater than or equal to the average combustion temperature established under § 63.751(b)(11); and

(C) If a catalytic incinerator is used, the average combustion temperatures for all 3-hour periods are greater than or equal to the average combustion temperatures established under § 63.751(b)(12).

(iii)(A) Uses an application technique specified in § 63.745 (f)(1)(i) through (f)(1)(viii), or

(B) Uses an alternative application technique, as allowed under § 63.745(f)(1)(ix), such that the emissions of both organic HAP and VOC for the implementation period of the alternative application method are less than or equal to the emissions generated using HVLP or electrostatic spray application methods as determined using the procedures specified in § 63.750(i).

(iv) Operates all application techniques in accordance with the manufacturer's specifications or locally prepared operating procedures, whichever is more stringent.

(4) The topcoat application operation is considered in compliance when the conditions specified in paragraphs (e)(4)(i) through (e)(4)(iv) of this section, as applicable, and in paragraph (f) of this section are met. Failure to meet any of the conditions identified in these paragraphs shall constitute non-compliance.

(i) For all uncontrolled topcoats, all values of  $H_i$  and  $H_a$  (as determined using the procedures specified in § 63.750(c) and (d)) are less than or equal to 420 grams organic HAP per liter (3.5 lb/gal) of topcoat (less water) as applied, and all values of  $G_i$  and  $G_a$  (as determined using the procedures specified in § 63.750(e) and (f)) are less than or equal to 420 grams organic VOC per liter (3.5 lb/gal) of topcoat (less water and exempt solvents) as applied.

(ii) If a control device is used,

(A) The overall control system efficiency,  $E_k$ , as determined using the procedures specified in § 63.750(g) for control systems containing carbon

adsorbers and in § 63.750(h) for control systems with other control devices, is equal to or greater than 81% during the initial performance test and any subsequent performance test;

(B) If an incinerator other than a catalytic incinerator is used, the average combustion temperature for all 3-hour periods is greater than or equal to the average combustion temperature established under § 63.751(b)(11); and

(C) If a catalytic incinerator is used, the average combustion temperatures for all 3-hour periods are greater than or equal to the average combustion temperatures established under § 63.751(b)(12).

(iii)(A) Uses an application technique specified in § 63.745 (f)(1)(i) through (f)(1)(viii); or

(B) Uses an alternative application technique, as allowed under § 63.745(f)(1)(ix), such that the emissions of both organic HAP and VOC for the implementation period of the alternative application method are less than or equal to the emissions generated using HVLP or electrostatic spray application methods as determined using the procedures specified in § 63.750(i).

(iv) Operates all application techniques in accordance with the manufacturer's specifications or locally prepared operating procedures.

(e) *Inorganic HAP emissions—primer and topcoat application operations.* For each primer or topcoat application operation that emits inorganic HAP, the operation is in compliance when:

(1) It is operated according to the requirements specified in § 63.745(g)(1) through (g)(3); and

(2) It is shut down immediately whenever the pressure drop or water flow rate is outside the limit(s) established for them and is not restarted until the pressure drop or water flow rate is returned within these limit(s), as required under § 63.745(g)(3).

(f) *Organic HAP emissions—Depainting operations—(1) Performance test periods.* When using a control device other than a carbon adsorber, three 1-hour runs constitute the test period for the initial and any subsequent performance test. When a carbon adsorber is used, each rolling material balance period is considered a performance test. Each 24-

hour period is considered a performance test period for determining compliance with § 63.746(b)(1). For uncontrolled organic emissions from depainting operations, each calendar year is considered a performance test period for determining compliance with the HAP limits for organic HAP-containing chemical strippers used for spot stripping and decal removal.

(2) *Initial performance tests.* If a control device is used, each owner or operator shall conduct an initial performance test to demonstrate compliance with the overall reduction efficiency specified in § 63.746(c), unless a waiver is obtained under either § 63.7(e)(2)(iv) or § 63.7(h). The initial performance test shall be conducted according to the procedures and test methods specified in § 63.7 and § 63.750(g) for carbon adsorbers and in § 63.750(h) for control devices other than carbon adsorbers. For carbon adsorbers, the initial performance test shall be used to establish the appropriate rolling material balance period for determining compliance. The procedures in paragraphs (2)(i) through (2)(vi) of this section shall be used in determining initial compliance with the provisions of this subpart for carbon adsorbers.

(i)(A) When either EPA Method 18 or EPA Method 25A is to be used in the determination of the efficiency of a fixed-bed carbon adsorption system with a common exhaust stack for all the individual carbon adsorber vessels pursuant to § 63.750(g)(2) or (4), the test shall consist of three separate runs, each coinciding with one or more complete sequences through the adsorption cycles of all of the individual carbon adsorber vessels.

(B) When either EPA Method 18 or EPA Method 25A is to be used in the determination of the efficiency of a fixed-bed carbon adsorption system with individual exhaust stacks for each carbon adsorber vessel pursuant to § 63.750(g) (3) or (4), each carbon adsorber vessel shall be tested individually. The test for each carbon adsorber vessel shall consist of three separate runs. Each run shall coincide with one or more complete adsorption cycles.

(ii) EPA Method 1 or 1A of appendix A of part 60 is used for sample and velocity traverses.

(iii) EPA Method 2, 2A, 2C, or 2D of appendix A of part 60 is used for velocity and volumetric flow rates.

(iv) EPA Method 3 of appendix A of part 60 is used for gas analysis.

(v) EPA Method 4 of appendix A of part 60 is used for stack gas moisture.

(vi) EPA Methods 2, 2A, 2C, 2D, 3, and 4 shall be performed, as applicable, at least twice during each test period.

(3) An organic HAP-containing chemical stripper depainting operation is considered in compliance when the conditions specified in paragraph (g)(3)(i) of this section are met.

(i) If a carbon adsorber (or other control device) is used, the overall control efficiency of the control system, as determined using the procedures specified in § 63.750(g) (or other control device as determined using the procedures specified in § 63.750(h)), is equal to or greater than 81% for control systems installed before the effective date, or equal to or greater than 95% for control systems installed on or after the effective date, during the initial performance test and all subsequent material balances (or performance tests, as appropriate).

(ii) For non-HAP depainting operations complying with § 63.746(b)(1);

(A) For any spot stripping and decal removal, the value of C, as determined using the procedures specified in § 63.750(j), is less than or equal to 26 gallons of organic HAP-containing chemical stripper or 190 pounds of organic HAP per commercial aircraft depainted calculated on a yearly average; and is less than or equal to 50 gallons of organic HAP-containing chemical stripper or 365 pounds of organic HAP per military aircraft depainted calculated on a yearly average; and

(B) The requirements of § 63.746(b)(2) are carried out during malfunctions of non-chemical based equipment.

(g) *Inorganic HAP emissions—depainting operations.* Each depainting operation is in compliance when:

(1) The operating requirements specified in § 63.746(b)(4) are followed; and

(2) It is shut down immediately whenever the pressure drop or water flow rate is outside the limit(s) estab-

lished for them and is not restarted until the pressure drop or water flow rate is returned within these limit(s), as required under § 63.746(b)(4)(v).

(h) *Chemical milling maskant application operations*—(1) *Performance test periods.* For uncontrolled chemical milling maskants that are not averaged, each 24-hour period is considered a performance test. For compliant and non-compliant chemical milling maskants that are averaged together, each 30-day period is considered a performance test, unless the permitting agency specifies a shorter period as part of an ambient ozone control program. When using a control device other than a carbon adsorber, three 1-hour runs constitute the test period for the initial and any subsequent performance test. When a carbon adsorber is used, each rolling material balance period is considered a performance test.

(2) *Initial performance tests.* If a control device is used, each owner or operator shall conduct an initial performance test to demonstrate compliance with the overall reduction efficiency specified in § 63.747(d), unless a waiver is obtained under either § 63.7(e)(2)(iv) or § 63.7(h). The initial performance test shall be conducted according to the procedures and test methods specified in § 63.7 and § 63.750(g) for carbon adsorbers and in § 63.750(h) for control devices other than carbon adsorbers. For carbon adsorbers, the initial performance test shall be used to establish the appropriate rolling material balance period for determining compliance. The procedures in paragraphs (h)(2) (i) through (vi) of this section shall be used in determining initial compliance with the provisions of this subpart for carbon adsorbers.

(i)(A) When either EPA Method 18 or EPA Method 25A is to be used in the determination of the efficiency of a fixed-bed carbon adsorption system with a common exhaust stack for all the individual carbon adsorber vessels pursuant to § 63.750(g) (2) or (4), the test shall consist of three separate runs, each coinciding with one or more complete sequences through the adsorption cycles of all of the individual carbon adsorber vessels.

(B) When either EPA Method 18 or EPA Method 25A is to be used in the

## § 63.750

## 40 CFR Ch. I (7–1–07 Edition)

determination of the efficiency of a fixed-bed carbon adsorption system with individual exhaust stacks for each carbon adsorber vessel pursuant to § 63.750(g) (3) or (4), each carbon adsorber vessel shall be tested individually. The test for each carbon adsorber vessel shall consist of three separate runs. Each run shall coincide with one or more complete adsorption cycles.

(ii) EPA Method 1 or 1A of appendix A of part 60 is used for sample and velocity traverses.

(iii) EPA Method 2, 2A, 2C, or 2D of appendix A of part 60 is used for velocity and volumetric flow rates.

(iv) EPA Method 3 of appendix A of part 60 is used for gas analysis.

(v) EPA Method 4 of appendix A of part 60 is used for stack gas moisture.

(vi) EPA Methods 2, 2A, 2C, 2D, 3, and 4 shall be performed, as applicable, at least twice during each test period.

(3) The chemical milling maskant application operation is considered in compliance when the conditions specified in paragraphs (i)(3)(i) and (i)(3)(ii) of this section are met.

(i) For all uncontrolled chemical milling maskants, all values of  $H_i$  and  $H_a$  (as determined using the procedures specified in § 63.750 (k) and (l)) are less than or equal to 622 grams of organic HAP per liter (5.2 lb/gal) of Type I chemical milling maskant as applied (less water), and 160 grams of organic HAP per liter (1.3 lb/gal) of Type II chemical milling maskant as applied (less water). All values of  $G_i$  and  $G_a$  (as determined using the procedures specified in § 63.750 (m) and (n)) are less than or equal to 622 grams of VOC per liter (5.2 lb/gal) of Type I chemical milling maskant as applied (less water and exempt solvents), and 160 grams of VOC per liter (1.3 lb/gal) of Type II chemical milling maskant (less water and exempt solvents) as applied.

(ii) If a carbon adsorber (or other control device) is used, the overall control efficiency of the control system, as determined using the procedures specified in § 63.750(g) (or systems with other control devices as determined using the procedures specified in § 63.750(h)), is equal to or greater than 81% during the initial performance test period and all

subsequent material balances (or performance tests, as appropriate).

(i) *Handling and storage of waste.* For those wastes subject to this subpart, failure to comply with the requirements specified in § 63.748 shall be considered a violation.

[60 FR 45956, Sept. 1, 1996, as amended at 63 FR 15021, Mar. 27, 1998]

### § 63.750 Test methods and procedures.

(a) *Composition determination.* Compliance with the hand-wipe cleaning solvent approved composition list specified in § 63.744(b)(1) for hand-wipe cleaning solvents shall be demonstrated using data supplied by the manufacturer of the cleaning solvent. The data shall identify all components of the cleaning solvent and shall demonstrate that one of the approved composition definitions is met.

(b) *Vapor pressure determination.* The composite vapor pressure of hand-wipe cleaning solvents used in a cleaning operation subject to this subpart shall be determined as follows:

(1) For single-component hand-wipe cleaning solvents, the vapor pressure shall be determined using MSDS or other manufacturer's data, standard engineering reference texts, or other equivalent methods.

(2) The composite vapor pressure of a blended hand-wipe solvent shall be determined by quantifying the amount of each organic compound in the blend using manufacturer's supplied data or a gas chromatographic analysis in accordance with ASTM E 260–91 or 96 (incorporated by reference—see § 63.14 of Subpart A of this part) and by calculating the composite vapor pressure of the solvent by summing the partial pressures of each component. The vapor pressure of each component shall be determined using manufacturer's data, standard engineering reference texts, or other equivalent methods. The following equation shall be used to determine the composite vapor pressure:

$$PP_c = \sum_{i=1}^n \frac{(W_i)(VP_i)/MW_i}{\frac{W_w}{MW_w} + \sum_{e=1}^n \frac{W_e}{MW_e} + \sum_{i=1}^n \frac{W_i}{MW_i}}$$

where:

## Environmental Protection Agency

§ 63.750

$W_i$ =Weight of the "i"th VOC compound, grams.

$W_w$ =Weight of water, grams.

$W_e$ =Weight of non-HAP, nonVOC compound, grams.

$MW_i$ =Molecular weight of the "i"th VOC compound, g/g-mole.

$MW_w$ =Molecular weight of water, g/g-mole.

$MW_e$ =Molecular weight of exempt compound, g/g-mole.

$PP_c$ =VOC composite partial pressure at 20 °C, mm Hg.

$VP_i$ =Vapor pressure of the "i"th VOC compound at 20 °C, mm Hg.

(c) *Organic HAP content level determination—compliant primers and topcoats.* For those uncontrolled primers and topcoats complying with the primer and topcoat organic HAP content limits specified in § 63.745(c) without being averaged, the following procedures shall be used to determine the mass of organic HAP emitted per volume of coating (less water) as applied.

(1) For coatings that contain no exempt solvents, determine the total organic HAP content using manufacturer's supplied data or Method 24 of 40 CFR part 60, appendix A, to determine the VOC content. The VOC content shall be used as a surrogate for total HAP content for coatings that contain no exempt solvent. If there is a discrepancy between the manufacturer's formulation data and the results of the Method 24 analysis, compliance shall be based on the results from the Method 24 analysis.

When Method 24 is used to determine the VOC content of water-reducible coatings, the precision adjustment factors in Reference Method 24 shall be used. If the adjusted analytical VOC content is less than the formulation solvent content, then the analytical VOC content should be set equal to the formulation solvent content.

(2) For each coating formulation as applied, determine the organic HAP weight fraction, water weight fraction (if applicable), and density from manufacturer's data. If these values cannot be determined using the manufacturer's data, the owner or operator shall submit an alternative procedure for determining their values for approval by the Administrator. Recalculation is required only when a change occurs in the coating formulation.

(3) For each coating as applied, calculate the mass of organic HAP emitted per volume of coating (lb/gal) less water as applied using equations 1, 2, and 3:

$$V_{wi} = \frac{D_{ci} W_{wi}}{D_w} \quad \text{Eq. 1}$$

where:

$V_{wi}$ =volume (gal) of water in one gal of coating i.

$D_{ci}$ =density (lb of coating per gal of coating) of coating i.

$W_{wi}$ =weight fraction (expressed as a decimal) of water in coating i.

$D_w$ =density of water, 8.33 lb/gal.

$$M_{Hi} = D_{ci} W_{Hi} \quad \text{Eq. 2}$$

where:

$M_{Hi}$ =mass (lb) of organic HAP in one gal of coating i.

$D_{ci}$ =density (lb of coating per gal of coating) of coating i.

$W_{Hi}$ =weight fraction (expressed as a decimal) of organic HAP in coating i.

$$H_i = \frac{M_{Hi}}{(1 - V_{wi})} \quad \text{Eq. 3}$$

where:

$H_i$ =mass of organic HAP emitted per volume of coating i (lb/gal) less water as applied.

$M_{Hi}$ =mass (lb) of organic HAP in one gal of coating i.

$V_{wi}$ =volume (gal) of water in one gal of coating i.

(d) *Organic HAP content level determination—averaged primers and topcoats.* For those uncontrolled primers and topcoats that are averaged together in order to comply with the primer and topcoat organic HAP content limits specified in § 63.745(c), the following procedure shall be used to determine the monthly volume-weighted average mass of organic HAP emitted per volume of coating (less water) as applied, unless the permitting agency specifies a shorter averaging period as part of an ambient ozone control program.

(1)(i) Determine the total organic HAP weight fraction as applied of each coating. If any ingredients, including diluent solvent, are added to a coating prior to its application, the organic HAP weight fraction of the coating shall be determined at a time and location in the process after all ingredients have been added.

(ii) Determine the total organic HAP weight fraction of each coating as applied each month.

(A) If no changes have been made to a coating, either as supplied or as applied, or if a change has been made that has a minimal effect on the organic HAP content of the coating, the value previously determined may continue to be used until a change in formulation has been made by either the manufacturer or the user.

(B) If a change in formulation or a change in the ingredients added to the coating takes place, including the ratio of coating to diluent solvent, prior to its application, either of which results in a more than minimal effect on the organic HAP content of the coating, the total organic HAP weight fraction of the coating shall be redetermined.

(iii) Manufacturer's formulation data may be used to determine the total organic HAP content of each coating and any ingredients added to the coating prior to its application. If the total organic HAP content cannot be determined using the manufacturer's data, the owner or operator shall submit an alternative procedure for determining the total organic HAP weight fraction for approval by the Administrator.

(2)(i) Determine the volume both in total gallons as applied and in total gallons (less water) as applied of each coating. If any ingredients, including diluent solvents, are added prior to its application, the volume of each coating shall be determined at a time and location in the process after all ingredients (including any diluent solvent) have been added.

(ii) Determine the volume of each coating (less water) as applied each month, unless the permitting agency specifies a shorter period as part of an ambient ozone control program.

(iii) The volume applied may be determined from company records.

(3)(i) Determine the density of each coating as applied. If any ingredients, including diluent solvent, are added to a coating prior to its application, the density of the coating shall be determined at a time and location in the process after all ingredients have been added.

(ii) Determine the density of each coating as applied each month, unless

the permitting agency specifies a shorter period as part of an ambient ozone control program.

(A) If no changes have been made to a coating, either as supplied or as applied, or if a change has been made that has a minimal effect on the density of the coating, then the value previously determined may continue to be used until a change in formulation has been made by either the manufacturer or the user.

(B) If a change in formulation or a change in the ingredients added to the coating takes place, including the ratio of coating to diluent solvent, prior to its application, either of which results in a more than minimal effect on the density of the coating, then the density of the coating shall be redetermined.

(iii) The density may be determined from company records, including manufacturer's data sheets. If the density of the coating cannot be determined using the company's records, including the manufacturer's data, then the owner or operator shall submit an alternative procedure for determining the density for approval by the Administrator.

(4) Calculate the total volume in gallons as applied (less water) by summing the individual volumes of each coating (less water) as applied, which were determined under paragraph (d)(2) of this section.

(5) Calculate the volume-weighted average mass of organic HAP in coatings emitted per unit volume (lb/gal) of coating (less water) as applied during each 30-day period using equation 4:

$$H_a = \frac{\sum_{i=1}^n W_{Hi} D_{ci} V_{ci}}{C_{lw}} \quad \text{Eq. 4}$$

where:

$H_a$ =volume-weighted average mass of organic HAP emitted per unit volume of coating (lb/gal) (less water) as applied during each 30-day period for those coatings being averaged.

$n$ =number of coatings being averaged.

$W_{Hi}$ =weight fraction (expressed as a decimal) of organic HAP in coating  $i$  as applied that is being averaged during each 30-day period.



# Environmental Protection Agency

§ 63.750

$D_{ci}$ =density (lb of coating per gal of coating) of coating i as applied that is being averaged during each 30-day period.

$V_{ci}$ =volume (gal) of coating i as applied that is being averaged during the 30-day period.

$C_{tw}$ =total volume (gal) of all coatings (less water) as applied that are being averaged during each 30-day period.

(e) *VOC content level determination—compliant primers and topcoats.* For those uncontrolled primers and topcoats complying with the primer and topcoat VOC content levels specified in § 63.745(c) without being averaged, the following procedure shall be used to determine the mass of VOC emitted per volume of coating (less water and exempt solvents) as applied.

(1) Determine the VOC content of each formulation (less water and exempt solvents) as applied using manufacturer's supplied data or Method 24 of 40 CFR part 60, appendix A, to determine the VOC content. The VOC content shall be used as a surrogate for total HAP content for coatings that contain no exempt solvent. If there is a discrepancy between the manufacturer's formulation data and the results of the Method 24 analysis, compliance shall be based on the results from the Method 24 analysis.

When Method 24 is used to determine the VOC content of water-reducible coatings, the precision adjustment factors in Reference Method 24 shall be used. If the adjusted analytical VOC content is less than the formulation solvent content, then the analytical VOC content should be set equal to the formulation solvent content.

(2) For each coating applied, calculate the mass of VOC emitted per volume of coating (lb/gal) (less water and exempt solvents) as applied using equations 5, 6, and 7:

$$V_{wi} = \frac{D_{ci} W_{wi}}{D_w} \quad \text{Eq. 5}$$

where:

$V_{wi}$ =volume (gal) of water in one gal of coating i.

$D_{ci}$ =density (lb of coating per gal of coating) of coating i.

$W_{wi}$ =weight fraction (expressed as a decimal) of water in coating i.

$D_w$ =density of water, 8.33 lb/gal.

$$M_{vi} = D_{ci} W_{vi} \quad \text{Eq. 6}$$

where:

$M_{vi}$ =mass (lb) of VOC in one gal of coating i.

$D_{ci}$ =density (lb of coating per gal of coating) of coating i.

$W_{vi}$ =weight fraction (expressed as a decimal) of VOC in coating i.

$$G_i = \frac{M_{vi}}{(1 - V_{wi}) - V_{xi}} \quad \text{Eq. 7}$$

where:

$G_i$ =mass of VOC emitted per volume of coating i (lb/gal) (less water and exempt solvents) as applied.

$M_{vi}$ =mass (lb) of VOC in one gal of coating i.

$V_{wi}$ =volume (gal) of water in one gal of coating i.

$V_{xi}$ =volume (gal) of exempt solvents in one gal of coating i.

(3)(i) If the VOC content is found to be different when EPA Method 24 is used during an enforcement inspection from that used by the owner or operator in calculating  $G_a$ , compliance shall be based, except as provided in paragraph (e)(3)(ii) of this section, upon the VOC content obtained using EPA Method 24.

(ii) If the VOC content of a coating obtained using Method 24 would indicate noncompliance as determined under either § 63.749 (d)(3)(i) or (d)(4)(i), an owner or operator may elect to average the coating with other uncontrolled coatings and (re)calculate  $G_i$  (using the procedure specified in paragraph (f) of this section), provided appropriate and sufficient records were maintained for all coatings included in the average (re)calculation. The (re)calculated value of  $G_i$  ( $G_a$  in paragraph (f)) for the averaged coatings shall then be used to determine compliance.

(f) *VOC content level determination—averaged primers and topcoats.* For those uncontrolled primers and topcoats that are averaged within their respective coating category in order to comply with the primer and topcoat VOC content limits specified in § 63.745 (c)(2) and (c)(4), the following procedure shall be used to determine the monthly volume-weighted average mass of VOC emitted per volume of coating (less water and exempt solvents) as applied, unless the permitting agency specifies a shorter averaging period as part of an ambient ozone control program.

(1)(i) Determine the VOC content (lb/gal) as applied of each coating. If any ingredients, including diluent solvent, are added to a coating prior to its application, the VOC content of the coating shall be determined at a time and location in the process after all ingredients have been added.

(ii) Determine the VOC content of each coating as applied each month, unless the permitting agency specifies a shorter period as part of an ambient ozone control program.

(A) If no changes have been made to a coating, either as supplied or as applied, or if a change has been made that has a minimal effect on the VOC content of the coating, the value previously determined may continue to be used until a change in formulation has been made by either the manufacturer or the user.

(B) If a change in formulation or a change in the ingredients added to the coating takes place, including the ratio of coating to diluent solvent, prior to its application, either of which results in a more than minimal effect on the VOC content of the coating, the VOC content of the coating shall be redetermined.

(iii) Determine the VOC content of each primer and topcoat formulation (less water and exempt solvents) as applied using EPA Method 24 or from manufacturer's data.

(2)(i) Determine the volume both in total gallons as applied and in total gallons (less water and exempt solvents) as applied of each coating. If any ingredients, including diluent solvents, are added prior to its application, the volume of each coating shall be determined at a time and location in the process after all ingredients (including any diluent solvent) have been added.

(ii) Determine the volume of each coating (less water and exempt solvents) as applied each day.

(iii) The volume applied may be determined from company records.

(3) Calculate the total volume in gallons (less water and exempt solvents) as applied by summing the individual volumes of each coating (less water and exempt solvents) as applied, which were determined under paragraph (f)(2) of this section.

(4) Calculate the volume-weighted average mass of VOC emitted per unit volume (lb/gal) of coating (less water and exempt solvents) as applied for each coating category during each 30-day period using equation 8:

$$G_a = \frac{\sum_{i=1}^n (\text{VOC})_{ci} V_{ci}}{C_{lws}} \quad \text{Eq. 8}$$

where:

$G_a$ =volume weighted average mass of VOC per unit volume of coating (lb/gal) (less water and exempt solvents) as applied during each 30-day period for those coatings being averaged.

$n$ =number of coatings being averaged.

$(\text{VOC})_{ci}$ =VOC content (lb/gal) of coating  $i$  (less water and exempt solvents) as applied (as determined using the procedures specified in paragraph (f)(1) of this section) that is being averaged during the 30-day period.

$V_{ci}$ =volume (gal) of coating  $i$  (less water and exempt solvents) as applied that is being averaged during the 30-day period.

$C_{lws}$ =total volume (gal) of all coatings (less water and exempt solvents) as applied during each 30-day period for those coatings being averaged.

(5)(i) If the VOC content is found to be different when EPA Method 24 is used during an enforcement inspection from that used by the owner or operator in calculating  $G_a$ , recalculation of  $G_a$  is required using the new value. If more than one coating is involved, the recalculation shall be made once using all of the new values.

(ii) If recalculation is required, an owner or operator may elect to include in the recalculation of  $G_a$  uncontrolled coatings that were not previously included provided appropriate and sufficient records were maintained for these other coatings to allow daily recalculations.

(iii) The recalculated value of  $G_a$  under either paragraph (f)(5)(i) or (f)(5)(ii) of this section shall be used to determine compliance.

(g) *Overall VOC and/or organic HAP control efficiency—carbon adsorber.* Each owner or operator subject to the requirements of § 63.745(d), § 63.746(c), or § 63.747(d) shall demonstrate initial compliance with the requirements of this subpart by following the procedures of paragraph (g)(1), (2), (3), (4), or

## Environmental Protection Agency

## § 63.750

(5) as applicable and paragraphs (6), (7), and (8) of this section. When an initial compliance demonstration is required by this subpart, the procedures in paragraphs (g)(9) through (g)(14) of this section shall be used in determining initial compliance with the provisions of this subpart.

(1) To demonstrate initial and continuous compliance with § 63.745(d), § 63.746(c), or § 63.747(d) when emissions are controlled by a dedicated solvent recovery device, each owner or operator of the affected operation may perform a liquid-liquid HAP or VOC material balance over rolling 7- to 30-day periods in lieu of demonstrating compliance through the methods in paragraph (g)(2), (g)(3), or (g)(4) of this section. Results of the material balance calculations performed to demonstrate initial compliance shall be submitted to the Administrator with the notification of compliance status required by § 63.9(h) and by § 63.753 (c)(1)(iv), (d)(3)(i), and (e)(3). When demonstrating compliance by this procedure, § 63.7(e)(3) of subpart A does not apply. The amount of liquid HAP or VOC applied and recovered shall be determined as discussed in paragraph (g)(1)(iii) of this section. The overall HAP or VOC emission reduction (R) is calculated using equation 9:

$$R = \frac{M_r}{\sum_{i=1}^n [W_{oi} M_{ci} - RS_i]} \times 100 \quad \text{Eq. 9}$$

(i) The value of  $RS_i$  is zero unless the owner or operator submits the following information to the Administrator for approval of a measured  $RS_i$  value that is greater than zero:

(A) Measurement techniques; and

(B) Documentation that the measured value of  $RS_i$  exceeds zero.

(ii) The measurement techniques of paragraph (g)(1)(i)(A) of this section shall be submitted to the Administrator for approval with the notification of performance test required under § 63.7(b).

(iii) Each owner or operator demonstrating compliance by the test method described in paragraph (g)(1) of this section shall:

(A) Measure the amount of coating or stripper as applied;

(B) Determine the VOC or HAP content of all coating and stripper applied using the test method specified in § 63.750(c) (1) through (3) or (e) (1) and (2) of this section;

(C) Install, calibrate, maintain, and operate, according to the manufacturer's specifications, a device that indicates the amount of HAP or VOC recovered by the solvent recovery device over rolling 7- to 30-day periods; the device shall be certified by the manufacturer to be accurate to within  $\pm 2.0$  percent, and this certification shall be kept on record;

(D) Measure the amount of HAP or VOC recovered; and

(E) Calculate the overall HAP or VOC emission reduction (R) for rolling 7- to 30-day periods using equation 9.

(F) Compliance is demonstrated if the value of R is equal to or greater than the overall HAP control efficiencies required by § 63.745(d), § 63.746(c), or § 63.747(d).

(2) To demonstrate initial compliance with § 63.745(d), § 63.746(c), or § 63.747(d) when affected HAP emission points are controlled by an emission control device other than a fixed-bed carbon adsorption system with individual exhaust stacks for each carbon adsorber vessel, each owner or operator of an affected source shall perform a gaseous emission test using the following procedures.

(i) Construct the overall HAP emission reduction system so that all volumetric flow rates and total HAP or VOC emissions can be accurately determined by the applicable test methods and procedures specified in § 63.750(g) (9) through (14).

(ii) Determine capture efficiency from the HAP emission points by capturing, venting, and measuring all HAP emissions from the HAP emission points. During a performance test, the owner or operator of affected HAP emission points located in an area with other gaseous emission sources not affected by this subpart shall isolate the affected HAP emission points from all other gaseous emission points by one of the following methods:

(A) Build a temporary total enclosure around the affected HAP emission point(s); or

(B) Shut down all gaseous emission points not affected by this subpart and continue to exhaust fugitive emissions from the affected HAP emission points through any building ventilation system and other room exhausts such as drying ovens. All ventilation air must be vented through stacks suitable for testing.

(iii) Operate the emission control device with all affected HAP emission points connected and operating.

(iv) Determine the efficiency (E) of the control device using equation 10:

(v) Determine the efficiency (F) of the capture system using equation 11:

$$E = \frac{\sum_{i=1}^n Q_{bi} C_{bi} - \sum_{j=1}^P Q_{aj} C_{aj}}{\sum_{i=1}^n Q_{bi} C_{bi}} \quad \text{Eq. 10}$$

$$F = \frac{\sum_{i=1}^n Q_{di} C_{di}}{\sum_{i=1}^n Q_{di} C_{di} + \sum_{k=1}^P Q_{fk} C_{fk}} \quad \text{Eq. 11}$$

(vi) For each HAP emission point subject to § 63.745(d), § 63.746(c), or § 63.747(d), compliance is demonstrated if the product of (E) × (F) is equal to or greater than the overall HAP control efficiencies required under § 63.745(d), § 63.746(c), or § 63.747(d).

(3) To demonstrate compliance with § 63.745(d), § 63.746(c), or § 63.747(d) when affected HAP emission points are controlled by a fixed-bed carbon adsorption system with individual exhaust stacks for each carbon adsorber vessel, each owner or operator of an affected source shall perform a gaseous emission test using the following procedures:

(i) Construct the overall HAP emission reduction system so that each volumetric flow rate and the total HAP emissions can be accurately determined by the applicable test methods

and procedures specified in § 63.750(g) (9) through (14);

(ii) Assure that all HAP emissions from the affected HAP emission point(s) are segregated from gaseous emission points not affected by this subpart and that the emissions can be captured for measurement, as described in paragraphs (g)(2)(ii) (A) and (B) of this section;

(iii) Operate the emission control device with all affected HAP emission points connected and operating;

(iv) Determine the efficiency ( $H_v$ ) of each individual carbon adsorber vessel (v) using equation 12:

$$H_v = \frac{Q_{gv} C_{gv} - Q_{hv} C_{hv}}{Q_{gv} C_{gv}} \quad \text{Eq. 12}$$

(v) Determine the efficiency of the carbon adsorption system ( $H_{sys}$ ) by computing the average efficiency of the individual carbon adsorber vessels as weighted by the volumetric flow rate ( $Q_{hv}$ ) of each individual carbon adsorber vessel (v) using equation 13:

$$H_{sys} = \frac{\sum_{v=1}^q H_v Q_{hv}}{\sum_{v=1}^q Q_{hv}} \quad \text{Eq. 13}$$

(vi) Determine the efficiency (F) of the capture system using equation 11.

(vii) For each HAP emission point subject to § 63.745(d), § 63.746(c), or § 63.747(d), compliance is demonstrated if the product of ( $H_{sys}$ ) × (F) is equal to or greater than the overall HAP control efficiency required by § 63.745(d), § 63.746(c), or § 63.747(d).

(4) An alternative method of demonstrating compliance with § 63.745(d), § 63.746(c), or § 63.747(d) is the installation of a total enclosure around the affected HAP emission point(s) and the ventilation of all HAP emissions from the total enclosure to a control device with the efficiency specified in paragraph (g)(4)(iii) of this section. If this method is selected, the compliance test methods described in paragraphs (g)(1), (g)(2), and (g)(3) of this section are not required. Instead, each owner or operator of an affected source shall:

(i) Demonstrate that a total enclosure is installed. An enclosure that meets the requirements in paragraphs (g)(4)(i) (A) through (D) of this section shall be considered a total enclosure. The owner or operator of an enclosure that does not meet these requirements may apply to the Administrator for approval of the enclosure as a total enclosure on a case-by-case basis. The enclosure shall be considered a total enclosure if it is demonstrated to the satisfaction of the Administrator that all HAP emissions from the affected HAP emission point(s) are contained and vented to the control device. The requirements for automatic approval are as follows:

(A) The total area of all natural draft openings shall not exceed 5% of the total surface area of the total enclosure's walls, floor, and ceiling;

(B) All sources of emissions within the enclosure shall be a minimum of four equivalent diameters away from each natural draft opening;

(C) The average inward face velocity (FV) across all natural draft openings shall be a minimum of 3,600 meters per hour as determined by the following procedures:

(1) All forced makeup air ducts and all exhaust ducts are constructed so that the volumetric flow rate in each can be accurately determined by the test methods and procedures specified in § 63.750(g) (10) and (11); volumetric flow rates shall be calculated without the adjustment normally made for moisture content; and

(2) Determine FV by equation 14:

$$FV = \frac{\sum_{j=1}^n Q_{out\ j} - \sum_{i=1}^p Q_{in\ i}}{\sum_{k=1}^q A_k} \quad \text{Eq. 14}$$

(D) The air passing through all natural draft openings shall flow into the enclosure continuously. If FV is less than or equal to 9,000 meters per hour, the continuous inward flow of air shall be verified by continuous observation using smoke tubes, streamers, tracer gases, or other means approved by the Administrator over the period that the volumetric flow rate tests required to

determine FV are carried out. If FV is greater than 9,000 meters per hour, the direction of airflow through the natural draft openings shall be presumed to be inward at all times without verification.

(ii) Determine the control device efficiency using equation 10 or equations 12 and 13, as applicable, and the test methods and procedures specified in § 63.750(g) (9) through (14).

(iii) Compliance shall be achieved if the installation of a total enclosure is demonstrated and the value of E determined from equation 10 (or the value of  $H_{sys}$  determined from equations 12 and 13, as applicable) is equal to or greater than the overall HAP control efficiencies required under § 63.745(d), § 63.746(c), or § 63.747(d).

(5) When nonregenerative carbon adsorbers are used to comply with § 63.745(d), § 63.746(c), or § 63.747(d), the owner or operator may conduct a design evaluation to demonstrate initial compliance in lieu of following the compliance test procedures of paragraphs (g)(1), (2), (3), and (4) of this section. The design evaluation shall consider the vent stream composition, component concentrations, flow rate, relative humidity, and temperature, and shall establish the design exhaust vent stream organic compound concentration level, capacity of the carbon bed, type and working capacity of activated carbon used for the carbon bed, and design carbon replacement interval based on the total carbon working capacity of the control device and the emission point operating schedule.

(6)(i) To demonstrate initial compliance with § 63.745(d), § 63.746(c), or § 63.747(d) when hard piping or ductwork is used to direct VOC and HAP emissions from a VOC and HAP source to the control device, each owner or operator shall demonstrate upon inspection that the criteria of paragraph (g)(6)(i)(A) and paragraph (g)(6)(i) (B) or (C) of this section VR/FD are met.

(A) The equipment shall be vented to a control device.

(B) The control device efficiency (E or  $H_{sys}$ , as applicable) determined using equation 10 or equations 12 and 13, respectively, and the test methods and procedures specified in § 63.750(g) (9)

through (14), shall be equal to or greater than the overall HAP control efficiency required by § 63.745(d), § 63.746(c), or § 63.747(d).

(C) When a nonregenerative carbon adsorber is used, the ductwork from the affected emission point(s) shall be vented to the control device and the carbon adsorber shall be demonstrated, through the procedures of § 63.750(g) (1), (2), (3), (4), or (5), to meet the requirements of § 63.745(d), § 63.746(c), or § 63.747(d).

(7) Startups and shutdowns are normal operation for this source category. Emissions from these activities are to be included when determining if the standards specified in § 63.745(d), § 63.746(c), or § 63.747(d) are being attained.

(8) An owner or operator who uses compliance techniques other than those specified in this subpart shall submit a description of those compliance procedures, subject to the Administrator's approval, in accordance with § 63.7(f) of subpart A.

(9) Either EPA Method 18 or EPA Method 25A of appendix A of part 60, as appropriate to the conditions at the site, shall be used to determine VOC and HAP concentration of air exhaust streams as required by § 63.750(g) (1) through (6). The owner or operator shall submit notice of the intended test method to the Administrator for approval along with the notification of the performance test required under § 63.7(b). Method selection shall be based on consideration of the diversity of organic species present and their total concentration and on consideration of the potential presence of interfering gases. Except as indicated in paragraphs (g)(9) (i) and (ii) of this section, the test shall consist of three separate runs, each lasting a minimum of 30 minutes.

(i) When either EPA Method 18 or EPA Method 25A is to be used in the determination of the efficiency of a fixed-bed carbon adsorption system with a common exhaust stack for all the individual carbon adsorber vessels pursuant to paragraph (g) (2) or (4) of this section, the test shall consist of three separate runs, each coinciding with one or more complete sequences

through the adsorption cycles of all of the individual carbon adsorber vessels.

(ii) When either EPA Method 18 or EPA Method 25A is to be used in the determination of the efficiency of a fixed-bed carbon adsorption system with individual exhaust stacks for each carbon adsorber vessel pursuant to § 63.750(g) (3) or (4), each carbon adsorber vessel shall be tested individually. The test for each carbon adsorber vessel shall consist of three separate runs. Each run shall coincide with one or more complete adsorption cycles.

(10) EPA Method 1 or 1A of appendix A of part 60 is used for sample and velocity traverses.

(11) EPA Method 2, 2A, 2C, or 2D of appendix A of part 60 is used for velocity and volumetric flow rates.

(12) EPA Method 3 of appendix A of part 60 is used for gas analysis.

(13) EPA Method 4 of appendix A of part 60 is used for stack gas moisture.

(14) EPA Methods 2, 2A, 2C, 2D, 3, and 4 shall be performed, as applicable, at least twice during each test period.

(h) *Overall VOC and/or organic HAP control efficiency—control devices other than carbon adsorbers.* Calculate the overall control efficiency of a control system with a control device other than a carbon adsorber using the following procedure.

(1) Calculate the overall control efficiency using equation 15:

$$E_k = R_k F_k \quad \text{Eq. 15}$$

where:

$E_k$ =overall VOC and/or organic HAP control efficiency (expressed as a decimal) of control system k.

$R_k$ =destruction or removal efficiency (expressed as a decimal) of total organic compounds or total organic HAP for control device k as determined under paragraph (h)(2) of this section.

$F_k$ =capture efficiency (expressed as a decimal) of capture system k as determined under paragraph (h)(3) of this section.

(2) The organic HAP destruction or removal efficiency  $R_k$  of a control device other than a carbon adsorber shall be determined using the procedures described below. The destruction efficiency may be measured as either total organic HAP or as TOC minus methane and ethane according to these procedures.

(i) Use Method 1 or 1A of 40 CFR part 60, appendix A, as appropriate, to select the sampling sites.

(ii) Determine the gas volumetric flow rate using Method 2, 2A, 2C, or 2D of 40 CFR part 60, appendix A, as appropriate.

(iii) Use Method 18 of 40 CFR part 60, appendix A, to measure either TOC minus methane and ethane or total organic HAP. Alternatively, any other method or data that have been validated according to the applicable procedures in Method 301 of this part may be used.

(iv) Use the following procedure to calculate the destruction or removal efficiency:

(A) The destruction or removal efficiency test shall consist of three runs. The minimum sampling time for each run shall be 1 hour in which either an integrated sample or a minimum of four grab samples shall be taken. If grab sampling is used, the samples shall be taken at approximately equal intervals in time such as 15-minute intervals during the run.

(B) Calculate the mass rate of either TOC (minus methane and ethane) or total organic HAP ( $E_i$ ,  $E_o$  using equations 16 and 17:

$$E_i = K_2 \left( \sum_{j=1}^n C_{ij} M_{ij} \right) Q_i \quad \text{Eq. 16}$$

$$E_o = K_2 \left( \sum_{j=1}^n C_{oj} M_{oj} \right) Q_o \quad \text{Eq. 17}$$

where:

$E_i$ ,  $E_o$ =mass rate of TOC (minus methane and ethane) or total organic HAP at the inlet and outlet of the control device, respectively, dry basis, kg/hr.

$K_2$ =constant,  $2.494 \times 10^{-6}$  (parts per million) $^{-1}$  (gram-mole per standard cubic meter) (kilogram/gram) (minute/hour), where standard temperature for (gram-mole per standard cubic meter) is 20 °C.

$n$ =number of sample components in the gas stream.

$C_{ij}$ ,  $C_{oj}$ =concentration of sample component  $j$  of the gas stream at the inlet and outlet of the control device, respectively, dry basis, parts per million by volume.

$M_{ij}$ ,  $M_{oj}$ =molecular weight of sample component  $j$  of the gas stream at the inlet and outlet of the control device, respectively, gram/gram-mole.

$Q_i$ ,  $Q_o$ =flow rate of gas stream at the inlet and outlet of the control device, respectively, dry standard cubic meter per minute.

(1) Where the mass rate of TOC is being calculated, all organic compounds (minus methane and ethane) measured by EPA Method 18 shall be summed using equation 16 in paragraph (h)(2)(iv)(B) of this section.

(2) Where the mass rate of total organic HAP is being calculated, only the organic HAP species shall be summed using equation 17 in paragraph (h)(2)(iv)(B) of this section. The list of organic HAP is provided in § 63.104 of subpart F of this part.

(C) Calculate the destruction or removal efficiency for TOC (minus methane and ethane) or total organic HAP using equation 18:

$$R = \frac{E_i - E_o}{E_i} \times 100 \quad \text{Eq. 18}$$

where:

$R$ =destruction or removal efficiency of control device, percent.

$E_i$ =mass rate of TOC (minus methane and ethane) or total organic HAP at the inlet to the control device as calculated under paragraph (h)(2)(iv)(B) of this section, kg TOC per hour or kg organic HAP per hour.

$E_o$ =mass rate of TOC (minus methane and ethane) or total organic HAP at the outlet of the control device, as calculated under paragraph (h)(2)(iv)(B) of this section, kg TOC per hour or kg organic HAP per hour.

(3) Determine the capture efficiency  $F_k$  of each capture system to which organic HAP and VOC emissions from coating operations are vented. The capture efficiency value shall be determined using Procedure T—Criteria for and Verification of a Permanent or Temporary Total Enclosure as found in appendix B to § 52.741 of part 52 of this chapter for total enclosures, and the capture efficiency protocol specified in § 52.741(a)(4)(iii) of part 52 of this chapter for all other enclosures.

(i)(1) *Alternative application method—primers and topcoats.* Each owner or operator seeking to use an alternative application method (as allowed in § 63.745(f)(1)(ix)) in complying with the

standards for primers and topcoats shall use the procedures specified in paragraphs (i)(2)(i) and (i)(2)(ii) or (i)(2)(iii) of this section to determine the organic HAP and VOC emission levels of the alternative application technique as compared to either HVLP or electrostatic spray application methods.

(2)(i) For the process or processes for which the alternative application method is to be used, the total organic HAP and VOC emissions shall be determined for an initial 30-day period, the period of time required to apply coating to five completely assembled aircraft, or a time period approved by the permitting agency. During this initial period, only HVLP or electrostatic spray application methods shall be used. The emissions shall be determined based on the volumes, organic HAP contents (less water), and VOC contents (less water and exempt solvents) of the coatings as applied.

(ii) Upon implementation of the alternative application method, use the alternative application method in production on actual production parts or assemblies for a period of time sufficient to coat an equivalent amount of parts and assemblies with coatings identical to those used in the initial 30-day period. The actual organic HAP and VOC emissions shall be calculated for this post-implementation period.

(iii) Test the proposed application method against either HVLP or electrostatic spray application methods in a laboratory or pilot production area, using parts and coatings representative of the process(es) where the alternative method is to be used. The laboratory test will use the same part configuration(s) and the same number of parts for both the proposed method and the HVLP or electrostatic spray application methods.

(iv) Whenever the approach in either paragraph (i)(2)(ii) or (i)(2)(iii) of this section is used, the owner or operator shall calculate both the organic HAP and VOC emission reduction using equation:

$$P = \frac{E_b - E_a}{E_b} \times 100 \quad \text{Eq. 19}$$

where:

P=organic HAP or VOC emission reduction, percent.

$E_b$ =organic HAP or VOC emissions, in pounds, before the alternative application technique was implemented, as determined under paragraph (i)(2)(i) of this section.

$E_a$ =organic HAP or VOC emissions, in pounds, after the alternative application technique was implemented, as determined under paragraph (i)(2)(ii) of this section.

(3) Each owner or operator seeking to demonstrate that an alternative application method achieves emission reductions equivalent to HVLP or electrostatic spray application methods shall comply with the following:

(i) Each coating shall be applied such that the dried film thickness is within the range specified by the applicable specification(s) for the aerospace vehicle or component being coated.

(ii) If no such dried film thickness specification(s) exists, the owner or operator shall ensure that the dried film thickness applied during the initial 30-day period is equivalent to the dried film thickness applied during the alternative application method test period for similar aerospace vehicles or components.

(iii) Failure to comply with these dried film thickness requirements shall invalidate the test results obtained under paragraph (i)(2)(i) of this section.

(j) *Spot stripping and decal removal.* Each owner or operator seeking to comply with § 63.746(b)(3) shall determine the volume of organic HAP-containing chemical strippers or alternatively the weight of organic HAP used per aircraft using the procedure specified in paragraphs (j)(1) through (j)(3) of this section.

(1) For each chemical stripper used for spot stripping and decal removal, determine for each annual period the total volume as applied or the total weight of organic HAP using the procedure specified in paragraph (d)(2) of this section.

(2) Determine the total number of aircraft for which depainting operations began during the annual period as determined from company records.

(3) Calculate the annual average volume of organic HAP-containing chemical stripper or weight of organic HAP used for spot stripping and decal removal per aircraft using equation 20 (volume) or equation 21 (weight):



$$C = \frac{\sum_{i=1}^n V_{si}}{A} \quad \text{Eq. 20}$$

where:

C=annual average volume (gal per aircraft) of organic HAP-containing chemical stripper used for spot stripping and decal removal.

n=number of organic HAP-containing chemical strippers used in the annual period.

$V_{si}$ =volume (gal) of organic HAP-containing chemical stripper (i) used during the annual period.

A=number of aircraft for which depainting operations began during the annual period.

$$C = \frac{\sum_{i=1}^n \left( V_{si} D_{hi} \left( \sum_{j=1}^m W_{hi} \right) \right)}{A} \quad \text{Eq. 21}$$

where:

C = annual average weight (lb per aircraft) of organic HAP (chemical stripper) used for spot stripping and decal removal.

m = number of organic HAP contained in each chemical stripper, as applied.

n = number of organic HAP-containing chemical strippers used in the annual period.

$W_{hi}$  = weight fraction (expressed as a decimal) of each organic HAP (i) contained in the chemical stripper, as applied, for each aircraft depainted.

$D_{hi}$  = density (lb/gal) of each organic HAP-containing chemical stripper (i), used in the annual period.

$V_{si}$  = volume (gal) of organic HAP-containing chemical stripper (i) used during the annual period.

A = number of aircraft for which depainting operations began during the annual period.

(k) *Organic HAP content level determination—compliant chemical milling maskants.* For those uncontrolled chemical milling maskants complying with the chemical milling maskant organic HAP content limit specified in § 63.747(c)(1) without being averaged, the following procedures shall be used to determine the mass of organic HAP emitted per unit volume of coating (chemical milling maskant) i as applied (less water),  $H_i$  (lb/gal).

(1) For coatings that contain no exempt solvents, determine the total organic HAP content using manufacturer's supplied data or Method 24 of 40 CFR part 60, appendix A to determine the VOC content. The VOC content

shall be used as a surrogate for total HAP content for coatings that contain no exempt solvent. If there is a discrepancy between the manufacturer's formulation data and the results of the Method 24 analysis, compliance shall be based on the results from the Method 24 analysis.

When Method 24 is used to determine the VOC content of water-reducible coatings, the precision adjustment factors in Reference Method 24 shall be used. If the adjusted analytical VOC content is less than the formulation solvent content, then the analytical VOC content should be set equal to the formulation solvent content.

(2) [Reserved]

(1) *Organic HAP content level determination—averaged chemical milling maskants.* For those uncontrolled chemical milling maskants that are averaged together in order to comply with the chemical milling maskant organic HAP content level specified in § 63.747(c)(1), the procedure specified in paragraphs (1)(1) through (1)(4) of this section shall be used to determine the monthly volume-weighted average mass of organic HAP emitted per volume of chemical milling maskant (less water) as applied, unless the permitting agency specifies a shorter averaging period as part of an ambient ozone control program.

(1) Determine the total organic HAP weight fraction as applied of each chemical milling maskant used during each 30-day period using the procedure specified in paragraph (d)(1) of this section.

(2) Determine for each 30-day period:

(i) The individual volume of each chemical milling maskant applied in terms of total gallons (less water) (using the procedure specified in paragraph (d)(2) of this section), and

(ii) The total volume in gallons of all chemical milling maskants (less water) as applied by summing the individual volumes of each chemical milling maskant as applied (less water).

(3) Determine the density of each chemical milling maskant as applied used during each 30-day period using the procedure specified in paragraph (d)(3) of this section.

(4) Calculate the volume-weighted average mass of organic HAP emitted

per unit volume (lb/gal) of chemical milling maskant (less water) as applied for all chemical milling maskants during each 30-day period using equation 22:

$$H_a = \frac{\sum_{i=1}^n W_{Hi} D_{mi} V_{mi}}{M_{lw}} \quad \text{Eq. 22}$$

where:

$H_a$ =volume-weighted mass of organic HAP emitted per unit volume of chemical milling maskants (lb/gal) (less water) as applied during each 30-day period for those chemical milling maskants being averaged.  
 $n$ =number of chemical milling maskants being averaged.

$W_{Hi}$ =weight fraction (expressed as a decimal) of organic HAP in chemical milling maskant  $i$  (less water) as applied during each 30-day period that is averaged.

$D_{mi}$ =density (lb chemical milling maskant per gal coating) of chemical milling maskant  $i$  as applied during each 30-day period that is averaged.

$V_{mi}$ =volume (gal) of chemical milling maskant  $i$  (less water) as applied during the 30-day period that is averaged.

$M_{lw}$ =total volume (gal) of all chemical milling maskants (less water) as applied during each 30-day period that is averaged.

(m) *VOC content level determination—compliant chemical milling maskants.* For those uncontrolled chemical milling maskants complying with the chemical milling maskant VOC content limit specified in §63.747(c)(2) without being averaged, the procedure specified in paragraphs (m)(1) and (m)(2) of this section shall be used to determine the mass of VOC emitted per volume of chemical milling maskant (less water and exempt solvents) as applied.

(1) Determine the mass of VOC emitted per unit volume of chemical milling maskant (lb/gal) (less water and exempt solvents) as applied,  $G_i$ , for each chemical milling maskant using the procedures specified in paragraphs (e)(1) and (e)(2) of this section.

(2)(i) If the VOC content is found to be different when EPA Method 24 is used during an enforcement inspection from that used by the owner or operator in calculating  $G_i$ , compliance shall be based, except as provided in paragraph (m)(2)(ii) of this section, upon the VOC content obtained using EPA Method 24.

(ii) If the VOC content of a chemical milling maskant obtained using EPA Method 24 would indicate noncompliance as determined under §63.749(h)(3)(i), an owner or operator may elect to average the chemical milling maskant with other uncontrolled chemical milling maskants and (re)calculate  $G_a$  (using the procedure specified in paragraph (n) of this section), provided appropriate and sufficient records were maintained for all chemical milling maskants included in the average recalculation. The (re)calculated value of  $G_a$  for the averaged chemical milling maskants shall then be used to determine compliance.

(n) *VOC content level determination—averaged chemical milling maskants.* For those uncontrolled chemical milling maskants that are averaged together in order to comply with the chemical milling maskant VOC content limit specified in §63.747(c)(2), the procedure specified in paragraphs (n)(1) through (n)(4) of this section shall be used to determine the monthly volume-weighted average mass of VOC emitted per volume of chemical milling maskant (less water and exempt solvents) as applied, unless the permitting agency specifies a shorter averaging period as part of an ambient ozone control program.

(1) Determine the VOC content of each chemical milling maskant (less water and exempt solvents) as applied used during each 30-day period using the procedure specified in paragraph (f)(1) of this section.

(2)(i) Determine the individual volume of each chemical milling maskant applied in terms of total gallons (less water and exempt solvents) using the procedure specified in paragraph (f)(2) of this section, and

(ii) Calculate the total volume in gallons of all chemical milling maskants (less water and exempt solvents) as applied by summing the individual volumes of each chemical milling maskant (less water and exempt solvents) as applied.

(3) Calculate the volume-weighted average mass of VOC emitted per unit volume (lb/gal) of chemical milling maskant (less water and exempt solvents) as applied during each 30-day period using equation 23:

$$G_a = \frac{\sum_{i=1}^n (\text{VOC})_{mi} V_{mi}}{M_{\text{Iwes}}} \quad \text{Eq. 23}$$

where:

$G_a$ =volume-weighted average mass of VOC per unit volume of chemical milling maskant (lb/gal) (less water and exempt solvents) as applied during each 30-day period for those chemical milling maskants that are averaged.

$n$ =number of chemical milling maskants being averaged.

$(\text{VOC})_{mi}$ =VOC content (lb/gal) of chemical milling maskant  $i$  (less water and exempt solvents) as applied during the 30-day period that is averaged.

$V_{mi}$ =volume (gal) of chemical milling maskant  $i$  (less water and exempt solvents) as applied during the 30-day period that is averaged.

$M_{\text{Iwes}}$ =total volume (gal) of all chemical milling maskants (less water and exempt solvents) as applied during each 30-day period that is averaged.

(4)(i) If the VOC content is found to be different when EPA Method 24 is used during an enforcement inspection from that used by the owner or operator in calculating  $G_a$ , recalculation of  $G_a$  is required using the new value. If more than one chemical milling maskant is involved, the recalculation shall be made once using all of the new values.

(ii) If recalculation is required, an owner or operator may elect to include in the recalculation of  $G_a$  uncontrolled chemical milling maskants that were not previously included provided appropriate and sufficient records were maintained for these other chemical milling maskants to allow daily recalculations.

(iii) The recalculated value of  $G_a$  under either paragraph (n)(4)(i) or (n)(4)(ii) of this section shall be used to determine compliance.

(o) *Inorganic HAP emissions—dry particulate filter certification requirements.* Dry particulate filters used to comply with § 63.745(g)(2) or § 63.746(b)(4) must be certified by the filter manufacturer or distributor, paint/depainting booth supplier, and/or the facility owner or operator using method 319 in appendix A of subpart A of this part, to meet or exceed the efficiency data points found in Tables 1 and 2, or 3 and 4 of § 63.745

for existing or new sources respectively.

[60 FR 45956, Sept. 1, 1996, as amended at 63 FR 15021, Mar. 27, 1998; 63 FR 46534, Sept. 1, 1998; 65 FR 62215, Oct. 17, 2000]

#### § 63.751 Monitoring requirements.

(a) *Enclosed spray gun cleaners.* Each owner or operator using an enclosed spray gun cleaner under § 63.744(c)(1) shall visually inspect the seals and all other potential sources of leaks associated with each enclosed gun spray cleaner system at least once per month. Each inspection shall occur while the system is in operation.

(b) *Incinerators and carbon adsorbers—initial compliance demonstrations.* Each owner or operator subject to the requirements in this subpart must demonstrate initial compliance with the requirements of §§ 63.745(d), 63.746(c), and 63.747(d) of this subpart. Each owner or operator using a carbon adsorber to comply with the requirements in this subpart shall comply with the requirements specified in paragraphs (b)(1) through (7) of this section. Each owner or operator using an incinerator to comply with the requirements in this subpart shall comply with the requirements specified in paragraphs (b)(8) through (12) of this section.

(1) Except as allowed by paragraph (b)(2) or (b)(5) of this section, for each control device used to control organic HAP or VOC emissions, the owner or operator shall fulfill the requirements of paragraph (b)(1) (i) or (ii) of this section.

(i) The owner or operator shall establish as a site-specific operating parameter the outlet total HAP or VOC concentration that demonstrates compliance with § 63.745(d), § 63.746(c), or § 63.747(d) as appropriate; or

(ii) The owner or operator shall establish as the site-specific operating parameter the control device efficiency that demonstrates compliance with § 63.745(d), § 63.746(c), or § 63.747(d).

(iii) When a nonregenerative carbon adsorber is used to comply with § 63.745(d), § 63.746(c), or § 63.747(d), the site-specific operating parameter value may be established as part of the design evaluation used to demonstrate initial compliance. Otherwise, the site-

specific operating parameter value shall be established during the initial performance test conducted according to the procedures of § 63.750(g).

(2) For each nonregenerative carbon adsorber, in lieu of meeting the requirements of § 63.751(b)(1), the owner or operator may establish as the site-specific operating parameter the carbon replacement time interval, as determined by the maximum design flow rate and organic concentration in the gas stream vented to the carbon adsorption system. The carbon replacement time interval shall be established either as part of the design evaluation to demonstrate initial compliance or during the initial performance test conducted according to the procedures in § 63.750(g) (1), (2), (3), or (4).

(3) Each owner or operator venting solvent HAP emissions from a source through a room, enclosure, or hood, to a control device to comply with § 63.745(d), § 63.746(c), or § 63.747(d) shall:

(i) Submit to the Administrator with the compliance status report required by § 63.9(h) of the General Provisions a plan that:

(A) Identifies the operating parameter to be monitored to ensure that the capture efficiency measured during the initial compliance test is maintained;

(B) Discusses why this parameter is appropriate for demonstrating ongoing compliance; and

(C) Identifies the specific monitoring procedures;

(ii) Set the operating parameter value, or range of values, that demonstrate compliance with § 63.745(d), § 63.746(c), or § 63.747(d), as appropriate; and

(iii) Conduct monitoring in accordance with the plan submitted to the Administrator unless comments received from the Administrator require an alternate monitoring scheme.

(4) Owners or operators subject to § 63.751(b) (1), (2), or (3) shall calculate the site-specific operating parameter value, or range of values, as the arithmetic average of the maximum and/or minimum operating parameter values, as appropriate, that demonstrate compliance with § 63.745(d), § 63.746(c), or § 63.747(d) during the multiple test runs required by § 63.750 (g)(2) and (g)(1).

(5) For each solvent recovery device used to comply with § 63.745(d), § 63.746(c), or § 63.747(d), in lieu of meeting the requirements of paragraph (b)(1) of this section, the results of the material balance calculation conducted in accordance with § 63.750(g)(1) may serve as the site-specific operating parameter that demonstrates compliance with § 63.745(d), § 63.746(c), or § 63.747(d).

(6) *Continuous compliance monitoring.* Following the date on which the initial compliance demonstration is completed, continuous compliance with § 63.745(d), § 63.746(c), or § 63.747(d) of this subpart shall be demonstrated as outlined in this paragraph.

(i) Each owner or operator of an affected source subject to § 63.745(d), § 63.746(c), or § 63.747(d) of this subpart shall monitor the applicable parameters specified in paragraph (b)(6)(ii), (b)(6)(iii), or (b)(6)(iv) of this section depending on the type of control technique used.

(ii) Compliance monitoring shall be subject to the following provisions:

(A) Except as allowed by paragraph (b)(6)(iii)(A)(2) of this section, all continuous emission monitors shall comply with performance specification (PS) 8 or 9 in 40 CFR part 60, appendix B, as appropriate depending on whether VOC or HAP concentration is being measured. The requirements in appendix F of 40 CFR part 60 shall also be followed. In conducting the quarterly audits required by appendix F, owners or operators shall challenge the monitors with compounds representative of the gaseous emission stream being controlled.

(B) If the effluent from multiple emission points are combined prior to being channeled to a common control device, the owner or operator is required only to monitor the common control device, not each emission point.

(iii) Owners or operators complying with § 63.745(d), § 63.746(c), or § 63.747(d) through the use of a control device and establishing a site-specific operating parameter in accordance with paragraph (b)(1) of this section shall fulfill the requirements of paragraph (b)(6)(iii)(A) of this section and paragraph (b)(6)(iii)(B) or (C) of this section, as appropriate.

(A) The owner or operator shall install, calibrate, operate, and maintain a continuous emission monitor.

(I) The continuous emission monitor shall be used to measure continuously the total HAP or VOC concentration at both the inlet and the outlet whenever HAP from coating and paint stripping operations are vented to the control device, or when continuous compliance is demonstrated through a percent efficiency calculation; or

(2) For owners or operators using a nonregenerative carbon adsorber, in lieu of using continuous emission monitors as specified in paragraph (b)(6)(iii)(A)(I) of this section, the owner or operator may use a portable monitoring device to monitor total HAP or VOC concentration at the inlet and outlet or the outlet of the carbon adsorber as appropriate.

(a) The monitoring device shall be calibrated, operated, and maintained in accordance with the manufacturer's specifications.

(b) The monitoring device shall meet the requirements of part 60, appendix A, Method 21, sections 2, 3, 4.1, 4.2, and 4.4. The calibration gas shall either be representative of the compounds to be measured or shall be methane, and shall be at a concentration associated with 125% of the expected organic compound concentration level for the carbon adsorber outlet vent.

(c) The probe inlet of the monitoring device shall be placed at approximately the center of the carbon adsorber outlet vent. The probe shall be held there for at least 5 minutes during which flow into the carbon adsorber is expected to occur. The maximum reading during that period shall be used as the measurement.

(B) If complying with § 63.745(d), § 63.746(c), or § 63.747(d) through the use of a carbon adsorption system with a common exhaust stack for all of the carbon vessels, the owner or operator shall not operate the control device at an average control efficiency less than that required by § 63.745(d), § 63.746(c), or § 63.747(d) for three consecutive adsorption cycles.

(C) If complying with § 63.745(d), § 63.746(c), or § 63.747(d) through the use of a carbon adsorption system with individual exhaust stacks for each of the

multiple carbon adsorber vessels, the owner or operator shall not operate any carbon adsorber vessel at an average control efficiency less than that required by § 63.745(d), § 63.746(c), or § 63.747(d) as calculated daily using a 7 to 30-day rolling average.

(D) If complying with § 63.745(d), § 63.746(c), or § 63.747(d) through the use of a nonregenerative carbon adsorber, in lieu of the requirements of paragraph (b)(6)(iii) (B) or (C) of this section, the owner or operator may monitor the VOC or HAP concentration of the adsorber exhaust daily, at intervals no greater than 20 percent of the design carbon replacement interval, whichever is greater, or at a frequency as determined by the owner or operator and approved by the Administrator.

(iv) Owners or operators complying with § 63.745(d), § 63.746(c), or § 63.747(d) through the use of a nonregenerative carbon adsorber and establishing a site-specific operating parameter for the carbon replacement time interval in accordance with paragraph (b)(2) shall replace the carbon in the carbon adsorber system with fresh carbon at the predetermined time interval as determined in the design evaluation.

(v) Owners or operators complying with § 63.745(d), § 63.746(c), or § 63.747(d) by capturing emissions through a room, enclosure, or hood shall install, calibrate, operate, and maintain the instrumentation necessary to measure continuously the site-specific operating parameter established in accordance with paragraph (b)(3) of this section whenever VOC and HAP from coating and stripper operations are vented through the capture device. The capture device shall not be operated at an average value greater than or less than (as appropriate) the operating parameter value established in accordance with paragraph (b)(3) of this section for any 3-hour period.

(7) Owners or operators complying with paragraph (b)(4) or (b)(5) of this section shall calculate the site-specific operating parameter value as the arithmetic average of the minimum operating parameter values that demonstrate compliance with § 63.745(d) and § 63.747(d) during the three test runs required by § 63.750(h)(2)(iv).

(8) All temperature monitoring equipment shall be installed, calibrated, maintained, and operated according to manufacturer's specifications. Every 3 months, facilities shall replace the temperature sensors or have the temperature sensors recalibrated. As an alternative, a facility may use a continuous emission monitoring system (CEMS) to verify that there has been no change in the destruction efficiency and effluent composition of the incinerator.

(9) Where an incinerator other than a catalytic incinerator is used, a thermocouple equipped with a continuous recorder shall be installed and continuously operated in the firebox or in the ductwork immediately downstream of the firebox in a position before any substantial heat exchange occurs.

(10) Where a catalytic incinerator is used, thermocouples, each equipped with a continuous recorder, shall be installed and continuously operated in the gas stream immediately before and after the catalyst bed.

(11) For each incinerator other than a catalytic incinerator, each owner or operator shall establish during each performance test during which compliance is demonstrated, including the initial performance test, the minimum combustion temperature as a site-specific operating parameter. This minimum combustion temperature shall be the operating parameter value that demonstrates compliance with § 63.745(d) and § 63.747(d).

(12) For each catalytic incinerator, each owner or operator shall establish during each performance test during which compliance is demonstrated, including the initial performance test, the minimum gas temperature upstream of the catalyst bed and the minimum gas temperature difference across the catalyst bed as site-specific operating parameters. These minimum temperatures shall be the operating parameter values that demonstrate compliance with § 63.745(d) and § 63.747(d).

(c) *Dry particulate filter, HEPA filter, and waterwash systems—primer and topcoat application operations.* (1) Each owner or operator using a dry particulate filter system to meet the requirements of § 63.745(g)(2) shall, while primer or topcoat application operations

are occurring, continuously monitor the pressure drop across the system and read and record the pressure drop once per shift following the recordkeeping requirements of § 63.752(d).

(2) Each owner or operator using a conventional waterwash system to meet the requirements of § 63.745(g)(2) shall, while primer or topcoat application operations are occurring, continuously monitor the water flow rate through the system and read and record the water flow rate once per shift following the recordkeeping requirements of § 63.752(d). Each owner or operator using a pumpless waterwash system to meet the requirements of § 63.745(g)(2) shall, while primer and topcoat application operations are occurring, measure and record the parameter(s) recommended by the booth manufacturer that indicate booth performance once per shift, following the recordkeeping requirements of § 63.752(d).

(d) *Particulate filters and waterwash booths—depainting operations.* Each owner or operator using a dry particulate filter or a conventional waterwash system in accordance with the requirements of § 63.746(b)(4) shall, while depainting operations are occurring, continuously monitor the pressure drop across the particulate filters or the water flow rate through the conventional waterwash system and read and record the pressure drop or the water flow rate once per shift following the recordkeeping requirements of § 63.752(e). Each owner or operator using a pumpless waterwash system to meet the requirements of § 63.746(b)(4) shall, while depainting operations are occurring, measure and record the parameter(s) recommended by the booth manufacturer that indicate booth performance once per shift, following the recordkeeping requirements of § 63.752(e).

(e) *Use of an alternative monitoring method—(1) General.* Until permission to use an alternative monitoring method has been granted by the Administrator under this paragraph, the owner or operator of an affected source shall remain subject to the requirements of this section.

(2) After receipt and consideration of written application, the Administrator

may approve alternatives to any monitoring methods or procedures of this section including, but not limited to, the following:

(i) Alternative monitoring requirements when the affected source is infrequently operated; or

(ii) Alternative locations for installing continuous monitoring systems when the owner or operator can demonstrate that installation at alternate locations will enable accurate and representative measurements; or

(iii) Alternatives to the American Society for Testing and Materials (ASTM) test methods or sampling procedures specified in this section.

(3) If the Administrator finds reasonable grounds to dispute the results obtained by an alternative monitoring method, requirement, or procedure, the Administrator may require the use of a method, requirement, or procedure specified in this section. If the results of the specified and the alternative method, requirement, or procedure do not agree, the results obtained by the specified method, requirement, or procedure shall prevail.

(4)(i) *Request to use alternative monitoring method.* An owner or operator who wishes to use an alternative monitoring method shall submit an application to the Administrator as described in paragraph (e)(4)(ii) of this section. The application may be submitted at any time provided that the monitoring method is not used to demonstrate compliance with a relevant standard or other requirement. If the alternative monitoring method is to be used to demonstrate compliance with a relevant standard, the application shall be submitted not later than with the site-specific test plan required in § 63.7(c) (if requested) or with the site-specific performance evaluation plan (if requested), or at least 60 days before the performance evaluation is scheduled to begin.

(ii) The application shall contain a description of the proposed alternative monitoring system and information justifying the owner's or operator's request for an alternative monitoring method, such as the technical or economic infeasibility, or the impracticality, of the affected source using the required method.

(iii) The owner or operator may submit the information required in this paragraph well in advance of the submittal dates specified in paragraph (e)(4)(i) of this section to ensure a timely review by the Administrator in order to meet the compliance demonstration date specified in this subpart.

(5) *Approval of request to use alternative monitoring method.* (i) The Administrator will notify the owner or operator of his/her intention to deny approval of the request to use an alternative monitoring method within 60 calendar days after receipt of the original request and within 60 calendar days after receipt of any supplementary information that is submitted. If notification of intent to deny approval is not received within 60 calendar days, the alternative monitoring method is to be considered approved. Before disapproving any request to use an alternative monitoring method, the Administrator will notify the applicant of the Administrator's intent to disapprove the request together with:

(A) Notice of the information and findings on which the intended disapproval is based; and

(B) Notice of opportunity for the owner or operator to present additional information to the Administrator before final action on the request. At the time the Administrator notifies the applicant of his or her intention to disapprove the request, the Administrator will specify how much time the owner or operator will have after being notified of the intended disapproval to submit the additional information.

(ii) If the Administrator approves the use of an alternative monitoring method for an affected source under paragraph (e)(5)(i) of this section, the owner or operator of such source shall continue to use the alternative monitoring method until approval is received from the Administrator to use another monitoring method as allowed by paragraph (e) of this section.

(f) *Reduction of monitoring data.* (1) The data may be recorded in reduced or nonreduced form (e.g., parts per million (ppm) pollutant and % O<sub>2</sub> or nanograms per Joule (ng/J) of pollutant).

(2) All emission data shall be converted into units specified in this subpart for reporting purposes. After conversion into units specified in this subpart, the data may be rounded to the same number of significant digits as used in this subpart to specify the emission limit (e.g., rounded to the nearest 1% overall reduction efficiency).

[60 FR 45956, Sept. 1, 1996, as amended at 63 FR 15023, Mar. 27, 1998; 63 FR 46534, Sept. 1, 1998; 65 FR 76945, Dec. 8, 2000]

#### § 63.752 Recordkeeping requirements.

(a) *General.* Each owner or operator of a source subject to this subpart shall fulfill all recordkeeping requirements specified in § 63.10 (a), (b), (d), and (f).

(b) *Cleaning operation.* Each owner or operator of a new or existing cleaning operation subject to this subpart shall record the information specified in paragraphs (b)(1) through (b)(5) of this section, as appropriate.

(1) The name, vapor pressure, and documentation showing the organic HAP constituents of each cleaning solvent used for affected cleaning operations at the facility.

(2) For each cleaning solvent used in hand-wipe cleaning operations that complies with the composition requirements specified in § 63.744(b)(1) or for semi-aqueous cleaning solvents used for flush cleaning operations:

(i) The name of each cleaning solvent used;

(ii) All data and calculations that demonstrate that the cleaning solvent complies with one of the composition requirements; and

(iii) Annual records of the volume of each solvent used, as determined from facility purchase records or usage records.

(3) For each cleaning solvent used in hand-wipe cleaning operations that does not comply with the composition requirements in § 63.744(b)(1), but does comply with the vapor pressure requirement in § 63.744(b)(2):

(i) The name of each cleaning solvent used;

(ii) The composite vapor pressure of each cleaning solvent used;

(iii) All vapor pressure test results, if appropriate, data, and calculations

used to determine the composite vapor pressure of each cleaning solvent; and

(iv) The amount (in gallons) of each cleaning solvent used each month at each operation.

(4) For each cleaning solvent used for the exempt hand-wipe cleaning operations specified in § 63.744(e) that does not conform to the vapor pressure or composition requirements of § 63.744(b):

(i) The identity and amount (in gallons) of each cleaning solvent used each month at each operation; and

(ii) A list of the processes set forth in § 63.744(e) to which the cleaning operation applies.

(5) A record of all leaks from enclosed spray gun cleaners identified pursuant to § 63.751(a) that includes for each leak found:

(i) Source identification;

(ii) Date leak was discovered; and

(iii) Date leak was repaired.

(c) *Primer and topcoat application operations—organic HAP and VOC.* Each owner or operator required to comply with the organic HAP and VOC content limits specified in § 63.745(c) shall record the information specified in paragraphs (c)(1) through (c)(6) of this section, as appropriate.

(1) The name and VOC content as received and as applied of each primer and topcoat used at the facility.

(2) For uncontrolled primers and topcoats that meet the organic HAP and VOC content limits in § 63.745(c)(1) through (c)(4) without averaging:

(i) The mass of organic HAP emitted per unit volume of coating as applied (less water) ( $H_i$ ) and the mass of VOC emitted per unit volume of coating as applied (less water and exempt solvents) ( $G_i$ ) for each coating formulation within each coating category used each month (as calculated using the procedures specified in § 63.750(c) and (e));

(ii) All data, calculations, and test results (including EPA Method 24 results) used in determining the values of  $H_i$  and  $G_i$ ; and

(iii) The volume (gal) of each coating formulation within each coating category used each month.

(3) For “low HAP content” uncontrolled primers with organic HAP content less than or equal to 250 g/l (2.1 lb/gal) less water as applied and VOC content less than or equal to 250 g/l (2.1 lb/



gal) less water and exempt solvents as applied:

(i) Annual purchase records of the total volume of each primer purchased; and

(ii) All data, calculations, and test results (including EPA Method 24 results) used in determining the organic HAP and VOC content as applied. These records shall consist of the manufacturer's certification when the primer is applied as received, or the data and calculations used to determine  $H_i$  if not applied as received.

(4) For primers and topcoats complying with the organic HAP or VOC content level by averaging:

(i) The monthly volume-weighted average masses of organic HAP emitted per unit volume of coating as applied (less water) ( $H_a$ ) and of VOC emitted per unit volume of coating as applied (less water and exempt solvents) ( $G_a$ ) for all coatings (as determined by the procedures specified in § 63.750(d) and (f)); and

(ii) All data, calculations, and test results (including EPA Method 24 results) used to determine the values of  $H_a$  and  $G_a$ .

(5) For primers and topcoats that are controlled by a control device other than a carbon adsorber:

(i) The overall control efficiency of the control system (as determined using the procedures specified in § 63.750(h)) and all test results, data, and calculations used in determining the overall control efficiency;

(ii) If an incinerator other than a catalytic incinerator is used, continuous records of the firebox temperature recorded under § 63.751(b)(9) and all calculated 3-hour averages of the firebox temperature; and

(iii) If a catalytic incinerator is used, continuous records of the temperature recorded under § 63.751(b)(10) and all calculated 3-hour averages of the recorded temperatures.

(6) For primer and topcoats that are controlled by a carbon adsorber:

(i) The overall control efficiency of the control system (as determined using the procedures specified in § 63.750(g)) and all test results, data, and calculations used in determining the overall control efficiency. The length of the rolling material balance

period and all data and calculations used for determining this rolling period. The record of the certification of the accuracy of the device that measures the amount of HAP or VOC recovered; or

(ii) For nonregenerative carbon adsorbers, the overall control efficiency of the control system (as determined using the procedures specified in § 63.750(g)) and all test results, data, and calculations used in determining the overall control efficiency. The record of the carbon replacement time established as the site-specific operating parameter to demonstrate compliance.

(d) *Primer and topcoat application operations—inorganic HAP emissions.* (1) Each owner or operator complying with § 63.745(g) for the control of inorganic HAP emissions from primer and topcoat application operations through the use of a dry particulate filter system or a HEPA filter system shall record the pressure drop across the operating system once each shift during which coating operations occur.

(2) Each owner or operator complying with § 63.745(g) through the use of a conventional waterwash system shall record the water flow rate through the operating system once each shift during which coating operations occur. Each owner or operator complying with § 63.745(g) through the use of a pumpless waterwash system shall record the parameter(s) recommended by the booth manufacturer that indicate the performance of the booth once each shift during which coating operations occur.

(3) This log shall include the acceptable limit(s) of pressure drop, water flow rate, or for the pumpless waterwash booth, the booth manufacturer recommended parameter(s) that indicate the booth performance, as applicable, as specified by the filter or booth manufacturer or in locally prepared operating procedures.

(e) *Depainting operations.* Each owner or operator subject to the depainting standards specified in § 63.746 shall record the information specified in paragraphs (e)(1) through (e)(7) of this section, as appropriate.

(1) *General.* For all chemical strippers used in the depainting operation:

(i) The name of each chemical stripper; and

(ii) Monthly volumes of each organic HAP containing chemical stripper used or monthly weight of organic HAP-material used for spot stripping and decal removal.

(2) For HAP-containing chemical strippers that are controlled by a carbon adsorber:

(i) The overall control efficiency of the control system (as determined using the procedures specified in § 63.750(g)) and all test results, data, and calculations used in determining the overall control efficiency. The length of the rolling material balance period and all data and calculations used for determining this rolling period. The record of the certification of the accuracy of the device that measures the amount of HAP or VOC recovered; or

(ii) For nonregenerative carbon adsorbers, the overall control efficiency of the control system (as determined using the procedures specified in § 63.750(g)) and all test results, data, and calculations used in determining the overall control efficiency. The record of the carbon replacement time established as the site-specific operating parameter to demonstrate compliance.

(3) For HAP-containing chemical strippers that are controlled by a control device other than a carbon adsorber:

(i) The overall control efficiency of the control system (as determined using the procedures specified in § 63.750(h)) and all test results, data, and calculations used in determining the overall control efficiency;

(ii) [Reserved]

(4) For each type of aircraft depainted at the facility, a listing of the parts, subassemblies, and assemblies normally removed from the aircraft before depainting. Prototype, test model or aircraft that exist in low numbers (i.e., less than 25 aircraft of any one type) are exempt from this requirement.

(5) *Non-chemical based equipment.* If dry media blasting equipment is used to comply with the organic HAP emission limit specified in § 63.746(b)(1):

(i) The names and types of non-chemical based equipment; and

(ii) For periods of malfunction,

(A) The non-chemical method or technique that malfunctioned;

(B) The date that the malfunction occurred;

(C) A description of the malfunction;

(D) The methods used to depaint aerospace vehicles during the malfunction period;

(E) The dates that these methods were begun and discontinued; and

(F) The date that the malfunction was corrected.

(6) *Spot stripping and decal removal.* For spot stripping and decal removal, the volume of organic HAP-containing chemical stripper or weight of organic HAP used, the annual average volume of organic HAP-containing chemical stripper or weight of organic HAP used per aircraft, the annual number of aircraft stripped, and all data and calculations used.

(7) *Inorganic HAP emissions.* Each owner or operator shall record the actual pressure drop across the particulate filters or the visual continuity of the water curtain and water flow rate for conventional waterwash systems once each shift in which the depainting process is in operation. For pumpless waterwash systems, the owner or operator shall record the parameter(s) recommended by the booth manufacturer that indicate the performance of the booth once per shift in which the depainting process is in operation. This log shall include the acceptable limit(s) of the pressure drop as specified by the filter manufacturer, the visual continuity of the water curtain and the water flow rate for conventional waterwash systems, or the recommended parameter(s) that indicate the booth performance for pumpless systems as specified by the booth manufacturer or in locally prepared operating procedures.

(f) *Chemical milling maskant application operations.* Each owner or operator seeking to comply with the organic HAP and VOC content limits for the chemical milling maskant application operation, as specified in § 63.747(c), or the control system requirements specified in § 63.747(d), shall record the information specified in paragraphs (f)(1)

through (f)(4) of this section, as appropriate.

(1) For uncontrolled chemical milling maskants that meet the organic HAP or VOC content limit without averaging:

(i) The mass of organic HAP emitted per unit volume of chemical milling maskant as applied (less water) ( $H_i$ ) and the mass of VOC emitted per unit volume of chemical milling maskant as applied (less water and exempt solvents) ( $G_i$ ) for each chemical milling maskant formulation used each month (as determined by the procedures specified in § 63.750 (k) and (m));

(ii) All data, calculations, and test results (including EPA Method 24 results) used in determining the values of  $H_i$  and  $G_i$ ; and

(iii) The volume (gal) of each chemical milling maskant formulation used each month.

(2) For chemical milling maskants complying with the organic HAP or VOC content level by averaging:

(i) The monthly volume-weighted average masses of organic HAP emitted per unit volume of chemical milling maskant as applied (less water) ( $H_a$ ) and of VOC emitted per unit volume of chemical milling maskant as applied (less water and exempt solvents) ( $G_a$ ) for all chemical milling maskants (as determined by the procedures specified in § 63.750 (l) and (n)); and

(ii) All data, calculations, and test results (including EPA Method 24 results) used to determine the values of  $H_a$  and  $G_a$ .

(3) For chemical milling maskants that are controlled by a carbon adsorber:

(i) The overall control efficiency of the control system (as determined using the procedures specified in § 63.750(g)) and all test results, data, and calculations used in determining the overall control efficiency. The length of the rolling material balance period and all data and calculations used for determining this rolling period. The record of the certification of the accuracy of the device that measures the amount of HAP or VOC recovered; or

(ii) For nonregenerative carbon adsorbers, the overall control efficiency of the control system (as deter-

mined using the procedures specified in § 63.750(g)) and all test results, data, and calculations used in determining the overall control efficiency. The record of the carbon replacement time established as the site-specific operating parameter to demonstrate compliance.

(4) For chemical milling maskants that are controlled by a control device other than a carbon adsorber:

(i) The overall control efficiency of the control system (as determined using the procedures specified in § 63.750(h)) and all test results, data, and calculations used in determining the overall control efficiency;

(ii) If an incinerator other than a catalytic incinerator is used, continuous records of the firebox temperature recorded under § 63.751(b)(9) and all calculated 3-hour averages of the firebox temperature; and

(iii) If a catalytic incinerator is used, continuous records of the temperature recorded under § 63.751(b)(10) and all calculated 3-hour averages of the recorded temperatures.

[60 FR 45956, Sept. 1, 1996, as amended at 63 FR 15023, Mar. 27, 1998; 63 FR 46534, Sept. 1, 1998]

#### § 63.753 Reporting requirements.

(a)(1) Except as provided in paragraphs (a)(2) and (a)(3) of this section, each owner or operator subject to this subpart shall fulfill the requirements contained in § 63.9(a) through (e) and (h) through (j), Notification requirements, and § 63.10(a), (b), (d), and (f), Recordkeeping and reporting requirements, of the General Provisions, 40 CFR part 63, subpart A, and that the initial notification for existing sources required in § 63.9(b)(2) shall be submitted not later than September 1, 1997. In addition to the requirements of § 63.9(h), the notification of compliance status shall include:

(i) Information detailing whether the source has operated within the specified ranges of its designated operating parameters.

(ii) For each coating line, where averaging will be used along with the types of quantities of coatings the facility expects to use in the first year of operation. Averaging scheme shall be

approved by the Administrator or delegated State authority and shall be included as part of the facility's title V or part 70 permit.

(2) The initial notification for existing sources, required in § 63.9(b)(2) shall be submitted no later than September 1, 1997. For the purposes of this subpart, a title V or part 70 permit application may be used in lieu of the initial notification required under § 63.9(b)(2), provided the same information is contained in the permit application as required by § 63.9(b)(2), and the State to which the permit application has been submitted has an approved operating permit program under part 70 of this chapter and has received delegation of authority from the EPA. Permit applications shall be submitted by the same due dates as those specified for the initial notifications.

(3) For the purposes of this subpart, the Administrator will notify the owner or operator in writing of approval or disapproval of the request for an adjustment to a particular time period or postmark deadline submitted under § 63.9(i) within 30 calendar days of receiving sufficient information to evaluate the request, rather than 15 calendar days as provided for in § 63.9(i)(3).

(b) *Cleaning operation.* Each owner or operator of a cleaning operation subject to this subpart shall submit the following information:

(1) Semiannual reports occurring every 6 months from the date of the notification of compliance status that identify:

(i) Any instance where a noncompliant cleaning solvent is used for a non-exempt hand-wipe cleaning operation;

(ii) A list of any new cleaning solvents used for hand-wipe cleaning in the previous 6 months and, as appropriate, their composite vapor pressure or notification that they comply with the composition requirements specified in § 63.744(b)(1);

(iii) Any instance where a noncompliant spray gun cleaning method is used;

(iv) Any instance where a leaking enclosed spray gun cleaner remains unrepaired and in use for more than 15 days; and

(v) If the operations have been in compliance for the semiannual period,

a statement that the cleaning operations have been in compliance with the applicable standards. Sources shall also submit a statement of compliance signed by a responsible company official certifying that the facility is in compliance with all applicable requirements.

(c) *Primer and topcoat application operations.* Each owner or operator of a primer or topcoat application operation subject to this subpart shall submit the following information:

(1) Semiannual reports occurring every 6 months from the date of the notification of compliance status that identify:

(i) For primers and topcoats where compliance is not being achieved through the use of averaging or a control device, each value of  $H_i$  and  $G_i$ , as recorded under § 63.752(c)(2)(i), that exceeds the applicable organic HAP or VOC content limit specified in § 63.745(c);

(ii) For primers and topcoats where compliance is being achieved through the use of averaging, each value of  $H_a$  and  $G_a$ , as recorded under § 63.752(c)(4)(i), that exceeds the applicable organic HAP or VOC content limit specified in § 63.745(c);

(iii) If incinerators are used to comply with the standards, all periods when the 3-hour average combustion temperature(s) is (are) less than the average combustion temperature(s) established under § 63.751(b) (11) or (12) during the most recent performance test during which compliance was demonstrated;

(iv) If a carbon adsorber is used;

(A) each rolling period when the overall control efficiency of the control system is calculated to be less than 81%, the initial material balance calculation, and any exceedances as demonstrated through the calculation; or,

(B) for nonregenerative carbon adsorbers, submit the design evaluation, the continuous monitoring system performance report, and any excess emissions as demonstrated through deviations of monitored values.

(v) For control devices other than an incinerator or carbon adsorber, each

exceedance of the operating parameter(s) established for the control device under the initial performance test during which compliance was demonstrated;

(vi) All times when a primer or topcoat application operation was not immediately shut down when the pressure drop across a dry particulate filter or HEPA filter system, the water flow rate through a conventional waterwash system, or the recommended parameter(s) that indicate the booth performance for pumpless systems, as appropriate, was outside the limit(s) specified by the filter or booth manufacturer or in locally prepared operating procedures;

(vii) If the operations have been in compliance for the semiannual period, a statement that the operations have been in compliance with the applicable standards; and,

(2) Annual reports beginning 12 months after the date of the notification of compliance status listing the number of times the pressure drop or water flow rate for each dry filter or waterwash system, as applicable, was outside the limit(s) specified by the filter or booth manufacturer or in locally prepared operating procedures.

(d) *Depainting operation.* Each owner or operator of a depainting operation subject to this subpart shall submit the following information:

(1) Semiannual reports occurring every 6 months from the date of the notification of compliance status that identify:

(i) Any 24-hour period where organic HAP were emitted from the depainting of aerospace vehicles, other than from the exempt operations listed in § 63.746 (a), (b)(3), and (b)(5).

(ii) Any new chemical strippers used at the facility during the reporting period;

(iii) The organic HAP content of these new chemical strippers;

(iv) For each chemical stripper that undergoes reformulation, its organic HAP content;

(v) Any new non-chemical depainting technique in use at the facility since the notification of compliance status or any subsequent semiannual report was filed;

(vi) For periods of malfunctions:

(A) The non-chemical method or technique that malfunctioned;

(B) The date that the malfunction occurred;

(C) A description of the malfunction;

(D) The methods used to repaint aerospace vehicles during the malfunction period;

(E) The dates that these methods were begun and discontinued; and

(F) The date that the malfunction was corrected;

(vii) All periods where a nonchemical depainting operation subject to § 63.746(b)(2) and (b)(4) for the control of inorganic HAP emissions was not immediately shut down when the pressure drop, water flow rate, or recommended booth parameter(s) was outside the limit(s) specified by the filter or booth manufacturer or in locally prepared operational procedures;

(viii) A list of new and discontinued aircraft models repainted at the facility over the last 6 months and a list of the parts normally removed for repainting for each new aircraft model being repainted; and

(ix) If the repainting operation has been in compliance for the semiannual period, a statement signed by a responsible company official that the operation was in compliance with the applicable standards.

(2) Annual reports occurring every 12 months from the date of the notification of compliance status that identify:

(i) The average volume per aircraft of organic HAP-containing chemical strippers or weight of organic HAP used for spot stripping and decal removal operations if it exceeds the limits specified in § 63.746(b)(3); and

(ii) The number of times the pressure drop limit(s) for each filter system or the number of times the water flow rate limit(s) for each waterwash system were outside the limit(s) specified by the filter or booth manufacturer or in locally prepared operating procedures.

(3) Where a control device is used to control organic HAP emissions, semiannual reports that identify:

(i) If a carbon adsorber is used,

(A) each rolling period when the overall control efficiency of the control system is calculated to be less than 81% for existing systems or less than

95% for new systems, the initial material balance calculation, and any exceedances as demonstrated through the calculation; or,

(B) for nonregenerative carbon adsorbers, submit the design evaluation, the continuous monitoring system performance report, and any excess emissions as demonstrated through deviations of monitored values.

(ii) For control devices other than a carbon adsorber, each exceedance of the operating parameter(s) established for the control device under the initial performance test during which compliance was demonstrated;

(iii) Descriptions of any control devices currently in use that were not listed in the notification of compliance status or any subsequent report.

(e) *Chemical milling maskant application operation.* Each owner or operator of a chemical milling maskant application operation subject to this subpart shall submit semiannual reports occurring every 6 months from the date of the notification of compliance status that identify:

(1) For chemical milling maskants where compliance is not being achieved through the use of averaging or a control device, each value of  $H_i$  and  $G_i$ , as recorded under § 63.752(f)(1)(i), that exceeds the applicable organic HAP or VOC content limit specified in § 63.747(c);

(2) For chemical milling maskants where compliance is being achieved through the use of averaging, each value of  $H_a$  and  $G_a$ , as recorded under § 63.752(f)(2)(i), that exceeds the applicable organic HAP or VOC content limit specified in § 63.747(c);

(3) Where a control device is used,

(i) If incinerators are used to comply with the standards, all periods when the 3-hour average combustion temperature(s) is (are) less than the average combustion temperature(s) established under § 63.751(b) (11) or (12) during the most recent performance test during which compliance was demonstrated;

(ii) If a carbon adsorber is used,

(A) Each rolling period when the overall control efficiency of the control system is calculated to be less than 81%, the initial material balance cal-

ulation, and any exceedances as demonstrated through the calculation; or,

(B) For nonregenerative carbon adsorbers, submit the design evaluation, the continuous monitoring system performance report, and any excess emissions as demonstrated through deviations of monitored values.

(iii) For control devices other than an incinerator or carbon adsorber, each exceedance of the operating parameter(s) established for the control device under the initial performance test during which compliance was demonstrated;

(4) All chemical milling maskants currently in use that were not listed in the notification of compliance status or any other subsequent semiannual report;

(5) Descriptions of any control devices currently in use that were not listed in the notification of compliance status or any subsequent report; and

(6) If the operations have been in compliance for the semiannual period, a statement that the chemical milling maskant application operation has been in compliance with the applicable standards.

[60 FR 45956, Sept. 1, 1996; 61 FR 4903, Feb. 9, 1996, as amended at 61 FR 66227, Dec. 17, 1996; 63 FR 15023, Mar. 27, 1998; 63 FR 46535, Sept. 1, 1998]

§§ 63.754–63.758 [Reserved]

**§ 63.759 Implementation and enforcement.**

(a) This subpart can be implemented and enforced by the U.S. EPA, or a delegated authority such as the applicable State, local, or Tribal agency. If the U.S. EPA Administrator has delegated authority to a State, local, or Tribal agency, then that agency, in addition to the U.S. EPA, has the authority to implement and enforce this subpart. Contact the applicable U.S. EPA Regional Office to find out if implementation and enforcement of this subpart is delegated to a State, local, or Tribal agency.

(b) In delegating implementation and enforcement authority of this subpart to a State, local, or Tribal agency under subpart E of this part, the authorities contained in paragraph (c) of

# Environmental Protection Agency

# Pt. 63, Subpt. GG, Table 1

this section are retained by the Administrator of U.S. EPA and cannot be transferred to the State, local, or Tribal agency.

(c) The authorities that cannot be delegated to State, local, or Tribal agencies are as specified in paragraphs (c)(1) through (4) of this section.

(1) Approval of alternatives to the requirements in §§63.741, 63.743, 63.744(a)(3), (b) through (e), 63.745 through 63.748, and 63.649(a).

(2) Approval of major alternatives to test methods under §63.7(e)(2)(ii) and (f), as defined in §63.90, and as required in this subpart.

(3) Approval of major alternatives to monitoring under §63.8(f), as defined in §63.90, and as required in this subpart.

(4) Approval of major alternatives to recordkeeping and reporting under §63.10(f), as defined in §63.90, and as required in this subpart.

[68 FR 37352, June 23, 2003]

TABLE 1 TO SUBPART GG OF PART 63—GENERAL PROVISIONS APPLICABILITY TO SUBPART GG

Reference	Applies to affected sources in subpart GG	Comment
63.1(a)(1) .....	Yes	
63.1(a)(2) .....	Yes	
63.1(a)(3) .....	Yes	
63.1(a)(4) .....	Yes	
63.1(a)(5) .....	No .....	Reserved.
63.1(a)(6) .....	Yes	
63.1(a)(7) .....	Yes	
63.1(a)(8) .....	Yes	
63.1(a)(9) .....	No .....	Reserved.
63.1(a)(10) .....	Yes	
63.1(a)(11) .....	Yes	
63.1(a)(12) .....	Yes	
63.1(a)(13) .....	Yes	
63.1(a)(14) .....	Yes	
63.1(b)(1) .....	Yes	
63.1(b)(2) .....	Yes	
63.1(b)(3) .....	Yes	
63.1(c)(1) .....	Yes	
63.1(c)(2) .....	Yes .....	Subpart GG does not apply to area sources.
63.1(c)(3) .....	No .....	Reserved.
63.1(c)(4) .....	Yes	
63.1(c)(5) .....	Yes	
63.1(d) .....	No .....	Reserved.
63.1(e) .....	Yes	
63.2 .....	Yes	
63.3 .....	Yes	
63.4(a)(1) .....	Yes	
63.4(a)(2) .....	Yes	
63.4(a)(3) .....	Yes	
63.4(a)(4) .....	No .....	Reserved.
63.4(a)(5) .....	Yes	
63.4(b) .....	Yes	
63.4(c) .....	Yes	
63.5(a) .....	Yes	
63.5(b)(1) .....	Yes	
63.5(b)(2) .....	No .....	Reserved.
63.5(b)(3) .....	Yes	
63.5(b)(4) .....	Yes	
63.5(b)(5) .....	Yes	
63.5(b)(6) .....	Yes	
63.5(c) .....	No .....	Reserved.
63.5(d)(1)(i) .....	Yes	
63.5(d)(1)(ii)(A)–(H) .....	Yes	
63.5(d)(1)(ii)(I) .....	No .....	Reserved.
63.5(d)(1)(ii)(J) .....	Yes	
63.5(d)(1)(iii) .....	Yes	
63.5(d)(2)–(4) .....	Yes	
63.5(e) .....	Yes	
63.5(f) .....	Yes	
63.6(a) .....	Yes	

Pt. 63, Subpt. GG, Table 1

40 CFR Ch. I (7–1–07 Edition)

Reference	Applies to affected sources in subpart GG	Comment
63.6(b)(1)–(5) .....	Yes .....	§ 63.749(a) specifies compliance dates for new sources. Reserved.
63.6(b)(6) .....	No .....	
63.6(b)(7) .....	Yes .....	The standards in subpart GG are promulgated under section 112(d) of the Act. Reserved.
63.6(c)(1) .....	Yes .....	
63.6(c)(2) .....	No .....	Reserved.
63.6(c)(3)–(4) .....	No .....	
63.6(c)(5) .....	Yes .....	Reserved. 63.743(b) includes additional provisions for the operation and maintenance plan.
63.6(d) .....	No .....	
63.6(e) .....	Yes .....	The standards in subpart GG do not include opacity standards.
63.6(f) .....	Yes .....	
63.6(g) .....	Yes .....	§ 63.743(a)(4) specifies that requests for extension of compliance must be submitted no later than 120 days before an affected source's compliance date.
63.6(h) .....	No .....	
63.6(i)(1)–(3) .....	Yes .....	The standards in subpart GG are promulgated under section 112(d) of the Act.
63.6(i)(4)(i)(A) .....	Yes .....	
63.6(i)(4)(i)(B) .....	No .....	Reserved.
63.6(i)(4)(ii) .....	No .....	
63.6(i)(5)–(12) .....	Yes .....	Reserved.
63.6(i)(13) .....	Yes .....	
63.6(i)(14) .....	Yes .....	Reserved.
63.6(i)(15) .....	No .....	
63.6(i)(16) .....	Yes .....	Reserved.
63.6(j) .....	Yes .....	
63.7(a)(1) .....	Yes .....	Reserved.
63.7(a)(2)(i)–(vi) .....	Yes .....	
63.7(a)(2)(vii)–(viii) .....	No .....	Reserved.
63.7(a)(2)(ix) .....	Yes .....	
63.7(a)(3) .....	Yes .....	Reserved.
63.7(b) .....	Yes .....	
63.7(c) .....	Yes .....	Reserved.
63.7(d) .....	Yes .....	
63.7(e) .....	Yes .....	Reserved.
63.7(f) .....	Yes .....	
63.7(g)(1) .....	Yes .....	Reserved.
63.7(g)(2) .....	No .....	
63.7(g)(3) .....	Yes .....	Reserved.
63.7(h) .....	Yes .....	
63.8(a)(1)–(2) .....	Yes .....	Reserved.
63.8(a)(3) .....	No .....	
63.8(a)(4) .....	Yes .....	The standards in subpart GG do not include opacity standards.
63.8(b) .....	Yes .....	
63.8(c) .....	Yes .....	The standards in subpart GG do not include opacity standards.
63.8(d) .....	No .....	
63.8(e)(1)–(4) .....	Yes .....	The standards in subpart GG do not include opacity standards.
63.8(e)(5)(i) .....	Yes .....	
63.8(e)(5)(ii) .....	No .....	The standards in subpart GG do not include opacity standards.
63.8(f)(1) .....	Yes .....	
63.8(f)(2)(i)–(vii) .....	Yes .....	The standards in subpart GG do not include opacity standards.
63.8(f)(2)(viii) .....	No .....	
63.8(f)(2)(ix) .....	Yes .....	§ 63.753(a)(1) requires submittal of the initial notification at least 1 year prior to the compliance date; § 63.753(a)(2) allows a title V or part 70 permit application to be substituted for the initial notification in certain circumstances.
63.8(f)(3)–(6) .....	Yes .....	
63.8(g) .....	Yes .....	Reserved.
63.9(a) .....	Yes .....	
63.9(b)(1) .....	Yes .....	Reserved.
63.9(b)(2) .....	Yes .....	
63.9(b)(3) .....	Yes .....	Reserved.
63.9(b)(4) .....	Yes .....	
63.9(b)(5) .....	Yes .....	Reserved.
63.9(c) .....	Yes .....	



Reference	Applies to affected sources in subpart GG	Comment
63.9(d) .....	Yes	The standards in subpart GG do not include opacity standards.
63.9(e) .....	Yes	
63.9(f) .....	No .....	
63.9(g)(1) .....	No	The standards in subpart GG do not include opacity standards.
63.9(g)(2) .....	No .....	
63.9(g)(3) .....	No	§ 63.753(a)(1) also specifies additional information to be included in the notification of compliance status.
63.9(h)(1)–(3) .....	Yes .....	
63.9(h)(4) .....	No .....	Reserved.
63.9(h)(5)–(6) .....	Yes	
63.9(i) .....	Yes	Reserved.
63.9(j) .....	Yes	
63.10(a) .....	Yes	Reserved.
63.10(b) .....	Yes	
63.10(c)(1) .....	No	Reserved.
63.10(c)(2)–(4) .....	No .....	
63.10(c)(5)–(8) .....	No	Reserved.
63.10(c)(9) .....	No .....	
63.10(c)(10)–(13) .....	No	§ 63.8(d) does not apply to this subpart.
63.10(c)(14) .....	No .....	
63.10(c)(15) .....	No	The standards in subpart GG do not include opacity standards.
63.10(d)(1)–(2) .....	Yes	
63.10(d)(3) .....	No .....	The standards in subpart GG do not include opacity standards.
63.10(d)(4) .....	Yes	
63.10(d)(5) .....	Yes	The standards in subpart GG do not include opacity standards.
63.10(e)(1) .....	No	
63.10(e)(2)(i) .....	No	The standards in subpart GG do not include opacity standards.
63.10(e)(2)(ii) .....	No .....	
63.10(e)(3) .....	No	The standards in subpart GG do not include opacity standards.
63.10(e)(4) .....	No .....	
63.10(f) .....	Yes	The standards in subpart GG do not include opacity standards.
63.11 .....	Yes	
63.12 .....	Yes	The standards in subpart GG do not include opacity standards.
63.13 .....	Yes	
63.14 .....	Yes	The standards in subpart GG do not include opacity standards.
63.15 .....	Yes	

[63 FR 15024, Mar. 27, 1998]

#### APPENDIX A TO SUBPART GG OF PART 63—SPECIALTY COATING DEFINITIONS

**Ablative coating**—A coating that chars when exposed to open flame or extreme temperatures, as would occur during the failure of an engine casing or during aerodynamic heating. The ablative char surface serves as an insulative barrier, protecting adjacent components from the heat or open flame.

**Adhesion promoter**—A very thin coating applied to a substrate to promote wetting and form a chemical bond with the subsequently applied material.

**Adhesive bonding primer**—A primer applied in a thin film to aerospace components for the purpose of corrosion inhibition and increased adhesive bond strength by attachment. There are two categories of adhesive bonding primers: primers with a design cure at 250 °F or below and primers with a design cure above 250 °F.

**Aerosol coating**—A hand-held, pressurized, nonrefillable container that expels an adhesive or a coating in a finely divided spray when a valve on the container is depressed.

**Antichafe coating**—A coating applied to areas of moving aerospace components that may rub during normal operations or installation.

**Bearing coating**—A coating applied to an antifriction bearing, a bearing housing, or the area adjacent to such a bearing in order to facilitate bearing function or to protect base material from excessive wear. A material shall not be classified as a bearing coating if it can also be classified as a dry lubricative material or a solid film lubricant.

**Bonding maskant**—A temporary coating used to protect selected areas of aerospace parts from strong acid or alkaline solutions during processing for bonding.

*Caulking and smoothing compounds*—Semi-solid materials which are applied by hand application methods and are used to aerodynamically smooth exterior vehicle surfaces or fill cavities such as bolt hole accesses. A material shall not be classified as a caulking and smoothing compound if it can also be classified as a sealant.

*Chemical agent-resistant coating (CARC)*—An exterior topcoat designed to withstand exposure to chemical warfare agents or the decontaminants used on these agents.

*Clear coating*—A transparent coating usually applied over a colored opaque coating, metallic substrate, or placard to give improved gloss and protection to the color coat. In some cases, a clearcoat refers to any transparent coating without regard to substrate.

*Commercial exterior aerodynamic structure primer*—A primer used on aerodynamic components and structures that protrude from the fuselage, such as wings and attached components, control surfaces, horizontal stabilizers, vertical fins, wing-to-body fairings, antennae, and landing gear and doors, for the purpose of extended corrosion protection and enhanced adhesion.

*Commercial interior adhesive*—Materials used in the bonding of passenger cabin interior components. These components must meet the FAA fireworthiness requirements.

*Compatible substrate primer*—Includes two categories: compatible epoxy primer and adhesive primer. *Compatible epoxy primer* is primer that is compatible with the filled elastomeric coating and is epoxy based. The compatible substrate primer is an epoxy-polyamide primer used to promote adhesion of elastomeric coatings such as impact-resistant coatings. *Adhesive primer* is a coating that (1) inhibits corrosion and serves as a primer applied to bare metal surfaces or prior to adhesive application, or (2) is applied to surfaces that can be expected to contain fuel. Fuel tank coatings are excluded from this category.

*Corrosion prevention system*—A coating system that provides corrosion protection by displacing water and penetrating mating surfaces, forming a protective barrier between the metal surface and moisture. Coatings containing oils or waxes are excluded from this category.

*Critical use and line sealer maskant*—A temporary coating, not covered under other maskant categories, used to protect selected areas of aerospace parts from strong acid or alkaline solutions such as those used in anodizing, plating, chemical milling and processing of magnesium, titanium, high-strength steel, high-precision aluminum chemical milling of deep cuts, and aluminum chemical milling of complex shapes. Materials used for repairs or to bridge gaps left by scribing operations (i.e. line sealer) are also included in this category.

*Cryogenic flexible primer*—A primer designed to provide corrosion resistance, flexibility, and adhesion of subsequent coating systems when exposed to loads up to and surpassing the yield point of the substrate at cryogenic temperatures ( $-275^{\circ}\text{F}$  and below).

*Cryoprotective coating*—A coating that insulates cryogenic or subcooled surfaces to limit propellant boil-off, maintain structural integrity of metallic structures during ascent or re-entry, and prevent ice formation.

*Cyanoacrylate adhesive*—A fast-setting, single component adhesive that cures at room temperature. Also known as “super glue.”

*Dry lubricative material*—A coating consisting of lauric acid, cetyl alcohol, waxes, or other non-cross linked or resin-bound materials which act as a dry lubricant.

*Electric or radiation-effect coating*—A coating or coating system engineered to interact, through absorption or reflection, with specific regions of the electromagnetic energy spectrum, such as the ultraviolet, visible, infrared, or microwave regions. Uses include, but are not limited to, lightning strike protection, electromagnetic pulse (EMP) protection, and radar avoidance. Coatings that have been designated as “classified” by the Department of Defense are exempt.

*Electrostatic discharge and electromagnetic interference (EMI) coating*—A coating applied to space vehicles, missiles, aircraft radomes, and helicopter blades to disperse static energy or reduce electromagnetic interference.

*Elevated-temperature Skydrol-resistant commercial primer*—A primer applied primarily to commercial aircraft (or commercial aircraft adapted for military use) that must withstand immersion in phosphate-ester (PE) hydraulic fluid (Skydrol 500b or equivalent) at the elevated temperature of  $150^{\circ}\text{F}$  for 1,000 hours.

*Epoxy polyamide topcoat*—A coating used where harder films are required or in some areas where engraving is accomplished in camouflage colors.

*Fire-resistant (interior) coating*—For civilian aircraft, fire-resistant interior coatings are used on passenger cabin interior parts that are subject to the FAA fireworthiness requirements. For military aircraft, fire-resistant interior coatings are used on parts subject to the flammability requirements of MIL-STD-1630A and MIL-A-87721. For space applications, these coatings are used on parts subject to the flammability requirements of SE-R-0006 and SSP 30233.

*Flexible primer*—A primer that meets flexibility requirements such as those needed for adhesive bond primed fastener heads or on surfaces expected to contain fuel. The flexible coating is required because it provides a compatible, flexible substrate over bonded sheet rubber and rubber-type coatings as well as a flexible bridge between the fasteners, skin, and skin-to-skin joints on outer aircraft skins. This flexible bridge allows

more topcoat flexibility around fasteners and decreases the chance of the topcoat cracking around the fasteners. The result is better corrosion resistance.

*Flight test coating*—A coating applied to aircraft other than missiles or single-use aircraft prior to flight testing to protect the aircraft from corrosion and to provide required marking during flight test evaluation.

*Fuel tank adhesive*—An adhesive used to bond components exposed to fuel and that must be compatible with fuel tank coatings.

*Fuel tank coating*—A coating applied to fuel tank components to inhibit corrosion and/or bacterial growth and to assure sealant adhesion in extreme environmental conditions.

*High temperature coating*—A coating designed to withstand temperatures of more than 350 °F.

*Insulation covering*—Material that is applied to foam insulation to protect the insulation from mechanical or environmental damage.

*Intermediate release coating*—A thin coating applied beneath topcoats to assist in removing the topcoat in repainting operations and generally to allow the use of less hazardous repainting methods.

*Lacquer*—A clear or pigmented coating formulated with a nitrocellulose or synthetic resin to dry by evaporation without a chemical reaction. Lacquers are resoluble in their original solvent.

*Metalized epoxy coating*—A coating that contains relatively large quantities of metallic pigmentation for appearance and/or added protection.

*Mold release*—A coating applied to a mold surface to prevent the molded piece from sticking to the mold as it is removed.

*Nonstructural adhesive*—An adhesive that bonds nonload bearing aerospace components in noncritical applications and is not covered in any other specialty adhesive categories.

*Optical anti-reflection coating*—A coating with a low reflectance in the infrared and visible wavelength ranges, which is used for anti-reflection on or near optical and laser hardware.

*Part marking coating*—Coatings or inks used to make identifying markings on materials, components, and/or assemblies. These markings may be either permanent or temporary.

*Pretreatment coating*—An organic coating that contains at least 0.5 percent acids by weight and is applied directly to metal or composite surfaces to provide surface etching, corrosion resistance, adhesion, and ease of stripping.

*Rain erosion-resistant coating*—A coating or coating system used to protect the leading edges of parts such as flaps, stabilizers, radomes, engine inlet nacelles, etc. against erosion caused by rain impact during flight.

*Rocket motor bonding adhesive*—An adhesive used in rocket motor bonding applications.

*Rocket motor nozzle coating*—A catalyzed epoxy coating system used in elevated temperature applications on rocket motor nozzles.

*Rubber-based adhesive*—Quick setting contact cements that provide a strong, yet flexible, bond between two mating surfaces that may be of dissimilar materials.

*Scale inhibitor*—A coating that is applied to the surface of a part prior to thermal processing to inhibit the formation of scale.

*Screen print ink*—Inks used in screen printing processes during fabrication of decorative laminates and decals.

*Seal coat maskant*—An overcoat applied over a maskant to improve abrasion and chemical resistance during production operations.

*Sealant*—A material used to prevent the intrusion of water, fuel, air, or other liquids or solids from certain areas of aerospace vehicles or components. There are two categories of sealants: extrudable/rollable/brushable sealants and sprayable sealants.

*Silicone insulation material*—Insulating material applied to exterior metal surfaces for protection from high temperatures caused by atmospheric friction or engine exhaust. These materials differ from ablative coatings in that they are not “sacrificial.”

*Solid film lubricant*—A very thin coating consisting of a binder system containing as its chief pigment material one or more of the following: molybdenum, graphite, polytetrafluoroethylene (PTFE), or other solids that act as a dry lubricant between faying surfaces.

*Specialized function coatings*—Coatings that fulfill extremely specific engineering requirements that are limited in application and are characterized by low volume usage. This category excludes coatings covered in other Specialty Coating categories.

*Structural autoclavable adhesive*—An adhesive used to bond load-carrying aerospace components that is cured by heat and pressure in an autoclave.

*Structural nonautoclavable adhesive*—An adhesive cured under ambient conditions that is used to bond load-carrying aerospace components or for other critical functions, such as nonstructural bonding in the proximity of engines.

*Temporary protective coating*—A coating applied to provide scratch or corrosion protection during manufacturing, storage, or transportation. Two types include peelable protective coatings and alkaline removable coatings. These materials are not intended to protect against strong acid or alkaline solutions. Coatings that provide this type of protection from chemical processing are not included in this category.

*Thermal control coating*—Coatings formulated with specific thermal conductive or radiative properties to permit temperature control of the substrate.

*Touch-up and Repair Coating*—A coating used to cover minor coating imperfections appearing after the main coating operation.

*Wet fastener installation coating*—A primer or sealant applied by dipping, brushing, or daubing to fasteners that are installed before the coating is cured.

*Wing coating*—A corrosion-resistant topcoat that is resilient enough to withstand the flexing of the wings.

[63 FR 15026, Mar. 27, 1998]

## Subpart HH—National Emission Standards for Hazardous Air Pollutants From Oil and Natural Gas Production Facilities

SOURCE: 64 FR 32628, June 17, 1999, unless otherwise noted.

### § 63.760 Applicability and designation of affected source.

(a) This subpart applies to the owners and operators of the emission points, specified in paragraph (b) of this section that are located at oil and natural gas production facilities that meet the specified criteria in paragraphs (a)(1) and either (a)(2) or (a)(3) of this section.

(1) Facilities that are major or area sources of hazardous air pollutants (HAP) as defined in § 63.761. Emissions for major source determination purposes can be estimated using the maximum natural gas or hydrocarbon liquid throughput, as appropriate, calculated in paragraphs (a)(1)(i) through (iii) of this section. As an alternative to calculating the maximum natural gas or hydrocarbon liquid throughput, the owner or operator of a new or existing source may use the facility's design maximum natural gas or hydrocarbon liquid throughput to estimate the maximum potential emissions. Other means to determine the facility's major source status are allowed, provided the information is documented and recorded to the Administrator's satisfaction. A facility that is determined to be an area source, but subsequently increases its emissions or its potential to emit above the major source levels (without first obtaining and complying with other limitations that keep its potential to emit HAP below major source levels), and becomes a major source, must comply

thereafter with all provisions of this subpart applicable to a major source starting on the applicable compliance date specified in paragraph (f) of this section. Nothing in this paragraph is intended to preclude a source from limiting its potential to emit through other appropriate mechanisms that may be available through the permitting authority.

(i) If the owner or operator documents, to the Administrator's satisfaction, a decline in annual natural gas or hydrocarbon liquid throughput, as appropriate, each year for the 5 years prior to June 17, 1999, the owner or operator shall calculate the maximum natural gas or hydrocarbon liquid throughput used to determine maximum potential emissions according to the requirements specified in paragraph (a)(1)(i)(A) of this section. In all other circumstances, the owner or operator shall calculate the maximum throughput used to determine whether a facility is a major source in accordance with the requirements specified in paragraph (a)(1)(i)(B) of this section.

(A) The maximum natural gas or hydrocarbon liquid throughput is the average of the annual natural gas or hydrocarbon liquid throughput for the 3 years prior to June 17, 1999, multiplied by a factor of 1.2.

(B) The maximum natural gas or hydrocarbon liquid throughput is the highest annual natural gas or hydrocarbon liquid throughput over the 5 years prior to June 17, 1999, multiplied by a factor of 1.2.

(ii) The owner or operator shall maintain records of the annual facility natural gas or hydrocarbon liquid throughput each year and upon request submit such records to the Administrator. If the facility annual natural gas or hydrocarbon liquid throughput increases above the maximum natural gas or hydrocarbon liquid throughput calculated in paragraph (a)(1)(i)(A) or (a)(1)(i)(B) of this section, the maximum natural gas or hydrocarbon liquid throughput must be recalculated using the higher throughput multiplied by a factor of 1.2.

(iii) The owner or operator shall determine the maximum values for other parameters used to calculate emissions as the maximum for the period over

which the maximum natural gas or hydrocarbon liquid throughput is determined in accordance with paragraph (a)(1)(i)(A) or (B) of this section. Parameters shall be based on either highest measured values or annual average.

(2) Facilities that process, upgrade, or store hydrocarbon liquids prior to the point of custody transfer.

(3) Facilities that process, upgrade, or store natural gas prior to the point at which natural gas enters the natural gas transmission and storage source category or is delivered to a final end user. For the purposes of this subpart, natural gas enters the natural gas transmission and storage source category after the natural gas processing plant, when present. If no natural gas processing plant is present, natural gas enters the natural gas transmission and storage source category after the point of custody transfer.

(b) The affected sources for major sources are listed in paragraph (b)(1) of this section and for area sources in paragraph (b)(2) of this section.

(1) For major sources, the affected source shall comprise each emission point located at a facility that meets the criteria specified in paragraph (a) of this section and listed in paragraphs (b)(1)(i) through (b)(1)(iv) of this section.

- (i) Each glycol dehydration unit;
- (ii) Each storage vessel with the potential for flash emissions;
- (iii) The group of all ancillary equipment, except compressors, intended to operate in volatile hazardous air pollutant service (as defined in § 63.761), which are located at natural gas processing plants; and

(iv) Compressors intended to operate in volatile hazardous air pollutant service (as defined in § 63.761), which are located at natural gas processing plants.

(2) For area sources, the affected source includes each triethylene glycol (TEG) dehydration unit located at a facility that meets the criteria specified in paragraph (a) of this section.

(c) [Reserved]

(d) The owner and operator of a facility that does not contain an affected source as specified in paragraph (b) of this section are not subject to the requirements of this subpart.

(e) *Exemptions.* The facilities listed in paragraphs (e)(1) and (e)(2) of this section are exempt from the requirements of this subpart. Records shall be maintained as required in § 63.10(b)(3).

(1) A facility that exclusively processes, stores, or transfers black oil (as defined in § 63.761) is not subject to the requirements of this subpart. For the purposes of this subpart, a black oil facility that uses natural gas for fuel or generates gas from black oil shall qualify for this exemption.

(2) A major source facility, prior to the point of custody transfer, with a facility-wide actual annual average natural gas throughput less than 18.4 thousand standard cubic meters per day and a facility-wide actual annual average hydrocarbon liquid throughput less than 39,700 liters per day.

(f) The owner or operator of an affected major source shall achieve compliance with the provisions of this subpart by the dates specified in paragraphs (f)(1) and (f)(2) of this section. The owner or operator of an affected area source shall achieve compliance with the provisions of this subpart by the dates specified in paragraphs (f)(3) through (f)(6) of this section.

(1) The owner or operator of an affected major source, the construction or reconstruction of which commenced before February 6, 1998, shall achieve compliance with the applicable provisions of this subpart no later than June 17, 2002, except as provided for in § 63.6(i). The owner or operator of an area source, the construction or reconstruction of which commenced before February 6, 1998, that increases its emissions of (or its potential to emit) HAP such that the source becomes a major source that is subject to this subpart shall comply with this subpart 3 years after becoming a major source.

(2) The owner or operator of an affected major source, the construction or reconstruction of which commences on or after February 6, 1998, shall achieve compliance with the applicable provisions of this subpart immediately upon initial startup or June 17, 1999, whichever date is later. Area sources, the construction or reconstruction of which commences on or after February 6, 1998, that become major sources shall comply with the provisions of this

## § 63.761

## 40 CFR Ch. I (7–1–07 Edition)

standard immediately upon becoming a major source.

(3) The owner or operator of an affected area source, located in an Urban-1 county, as defined in § 63.761, the construction or reconstruction of which commences before February 6, 1998, shall achieve compliance with the provisions of this subpart no later than the dates specified in paragraphs (f)(3)(i) or (ii) of this section, except as provided for in § 63.6(i).

(i) If the affected area source is located within any UA plus offset and UC boundary, as defined in § 63.761, the compliance date is January 4, 2010.

(ii) If the affected area source is not located within any UA plus offset and UC boundary, as defined in § 63.761, the compliance date is January 5, 2009.

(4) The owner or operator of an affected area source, located in an Urban-1 county, as defined in § 63.761, the construction or reconstruction of which commences on or after February 6, 1998, shall achieve compliance with the provisions of this subpart immediately upon initial startup or January 3, 2007, whichever date is later.

(5) The owner or operator of an affected area source that is not located in an Urban-1 county, as defined in § 63.761, the construction or reconstruction of which commences before July 8, 2005, shall achieve compliance with the provisions of this subpart no later than the dates specified in paragraphs (f)(5)(i) or (ii) of this section, except as provided for in § 3.6(i).

(i) If the affected area source is located within any UA plus offset and UC boundary, as defined in § 63.761, the compliance date is January 4, 2010.

(ii) If the affected area source is not located within any UA plus offset and UC boundary, as defined in § 63.761, the compliance date is January 5, 2009.

(6) The owner or operator of an affected area source that is not located in an Urban-1 county, as defined in § 63.761, the construction or reconstruction of which commences on or after July 8, 2005, shall achieve compliance with the provisions of this subpart immediately upon initial startup or January 3, 2007, whichever date is later.

(g) The following provides owners or operators of an affected source at a major source with information on over-

lap of this subpart with other regulations for equipment leaks. The owner or operator of an affected source at a major source shall document that they are complying with other regulations by keeping the records specified in § 63.774(b)(9).

(1) After the compliance dates specified in paragraph (f) of this section, ancillary equipment and compressors that are subject to this subpart and that are also subject to and controlled under the provisions of 40 CFR part 60, subpart KKK, are only required to comply with the requirements of 40 CFR part 60, subpart KKK.

(2) After the compliance dates specified in paragraph (f) of this section, ancillary equipment and compressors that are subject to this subpart and are also subject to and controlled under the provisions of 40 CFR part 61, subpart V, are only required to comply with the requirements of 40 CFR part 61, subpart V.

(3) After the compliance dates specified in paragraph (f) of this section, ancillary equipment and compressors that are subject to this subpart and are also subject to and controlled under the provisions of 40 CFR part 63, subpart H, are only required to comply with the requirements of 40 CFR part 63, subpart H.

(h) An owner or operator of an affected source that is a major source or is located at a major source and is subject to the provisions of this subpart is also subject to 40 CFR part 70 or part 71 operating permit requirements. Unless otherwise required by law, the owner or operator of an area source subject to the provisions of this subpart is exempt from the permitting requirements established by 40 CFR part 70 or 40 CFR part 71.

[64 FR 32628, June 17, 1999, as amended at 66 FR 34550, June 29, 2001; 72 FR 36, Jan. 3, 2007]

### § 63.761 Definitions.

All terms used in this subpart shall have the meaning given them in the Clean Air Act (Act), subpart A of this part (General Provisions), and in this section. If the same term is defined in subpart A and in this section, it shall have the meaning given in this section for purposes of this subpart.

*Alaskan North Slope* means the approximately 180,000 square kilometer area (69,000 square mile area) extending from the Brooks Range to the Arctic Ocean.

*Ancillary equipment* means any of the following pieces of equipment: pumps, pressure relief devices, sampling connection systems, open-ended valves, or lines, valves, flanges, or other connectors.

*API gravity* means the weight per unit volume of hydrocarbon liquids as measured by a system recommended by the American Petroleum Institute (API) and is expressed in degrees.

*Associated equipment*, as used in this subpart and as referred to in section 112(n)(4) of the Act, means equipment associated with an oil or natural gas exploration or production well, and includes all equipment from the wellbore to the point of custody transfer, except glycol dehydration units and storage vessels with the potential for flash emissions.

*Black oil* means hydrocarbon (petroleum) liquid with an initial producing gas-to-oil ratio (GOR) less than 0.31 cubic meters per liter and an API gravity less than 40 degrees.

*Boiler* means an enclosed device using controlled flame combustion and having the primary purpose of recovering and exporting thermal energy in the form of steam or hot water. Boiler also means any industrial furnace as defined in 40 CFR 260.10.

*Closed-vent system* means a system that is not open to the atmosphere and is composed of piping, ductwork, connections, and if necessary, flow inducing devices that transport gas or vapor from an emission point to one or more control devices. If gas or vapor from regulated equipment is routed to a process (e.g., to a fuel gas system), the conveyance system shall not be considered a closed-vent system and is not subject to closed-vent system standards.

*Combustion device* means an individual unit of equipment, such as a flare, incinerator, process heater, or boiler, used for the combustion of organic HAP emissions.

*Condensate* means hydrocarbon liquid separated from natural gas that condenses due to changes in the tempera-

ture, pressure, or both, and remains liquid at standard conditions, as specified in § 63.2.

*Continuous recorder* means a data recording device that either records an instantaneous data value at least once every hour or records hourly or more frequent block average values.

*Control device* means any equipment used for recovering or oxidizing HAP or volatile organic compound (VOC) vapors. Such equipment includes, but is not limited to, absorbers, carbon adsorbers, condensers, incinerators, flares, boilers, and process heaters. For the purposes of this subpart, if gas or vapor from regulated equipment is used, reused (i.e., injected into the flame zone of an enclosed combustion device), returned back to the process, or sold, then the recovery system used, including piping, connections, and flow inducing devices, is not considered to be a control device or closed-vent system.

*Cover* means a device which is placed on top of or over a material such that the entire surface area of the material is enclosed and sealed. A cover may have openings (such as access hatches, sampling ports, and gauge wells) if those openings are necessary for operation, inspection, maintenance, or repair of the unit on which the cover is installed, provided that each opening is closed and sealed when the opening is not in use. In addition, a cover may have one or more safety devices. Examples of a cover include, but are not limited to, a fixed-roof installed on a tank, an external floating roof installed on a tank, and a lid installed on a drum or other container.

*Custody transfer* means the transfer of hydrocarbon liquids or natural gas: after processing and/or treatment in the producing operations, or from storage vessels or automatic transfer facilities or other such equipment, including product loading racks, to pipelines or any other forms of transportation. For the purposes of this subpart, the point at which such liquids or natural gas enters a natural gas processing plant is a point of custody transfer.

*Equipment leaks* means emissions of HAP from ancillary equipment (as defined in this section) and compressors.

*Facility* means any grouping of equipment where hydrocarbon liquids are processed, upgraded (i.e., remove impurities or other constituents to meet contract specifications), or stored prior to the point of custody transfer; or where natural gas is processed, upgraded, or stored prior to entering the natural gas transmission and storage source category. For the purpose of a major source determination, facility (including a building, structure, or installation) means oil and natural gas production and processing equipment that is located within the boundaries of an individual surface site as defined in this section. Equipment that is part of a facility will typically be located within close proximity to other equipment located at the same facility. Pieces of production equipment or groupings of equipment located on different oil and gas leases, mineral fee tracts, lease tracts, subsurface or surface unit areas, surface fee tracts, surface lease tracts, or separate surface sites, whether or not connected by a road, waterway, power line or pipeline, shall not be considered part of the same facility. Examples of facilities in the oil and natural gas production source category include, but are not limited to, well sites, satellite tank batteries, central tank batteries, a compressor station that transports natural gas to a natural gas processing plant, and natural gas processing plants.

*Field natural gas* means natural gas extracted from a production well prior to entering the first stage of processing, such as dehydration.

*Fixed-roof* means a cover that is mounted on a storage vessel in a stationary manner and that does not move with fluctuations in liquid level.

*Flame zone* means the portion of the combustion chamber in a combustion device occupied by the flame envelope.

*Flash tank*. See the definition for gas-condensate-glycol (GCG) separator.

*Flow indicator* means a device which indicates whether gas flow is present in a line or whether the valve position would allow gas flow to be present in a line.

*Gas-condensate-glycol (GCG) separator* means a two- or three-phase separator through which the “rich” glycol

stream of a glycol dehydration unit is passed to remove entrained gas and hydrocarbon liquid. The GCG separator is commonly referred to as a flash separator or flash tank.

*Gas-to-oil ratio (GOR)* means the number of standard cubic meters of gas produced per liter of crude oil or other hydrocarbon liquid.

*Glycol dehydration unit* means a device in which a liquid glycol (including, but not limited to, ethylene glycol, diethylene glycol, or triethylene glycol) absorbent directly contacts a natural gas stream and absorbs water in a contact tower or absorption column (absorber). The glycol contacts and absorbs water vapor and other gas stream constituents from the natural gas and becomes “rich” glycol. This glycol is then regenerated in the glycol dehydration unit reboiler. The “lean” glycol is then recycled.

*Glycol dehydration unit baseline operations* means operations representative of the glycol dehydration unit operations as of June 17, 1999. For the purposes of this subpart, for determining the percentage of overall HAP emission reduction attributable to process modifications, baseline operations shall be parameter values (including, but not limited to, glycol circulation rate or glycol-HAP absorbency) that represent actual long-term conditions (i.e., at least 1 year). Glycol dehydration units in operation for less than 1 year shall document that the parameter values represent expected long-term operating conditions had process modifications not been made.

*Glycol dehydration unit process vent* means the glycol dehydration unit reboiler vent and the vent from the GCG separator (flash tank), if present.

*Glycol dehydration unit reboiler vent* means the vent through which exhaust from the reboiler of a glycol dehydration unit passes from the reboiler to the atmosphere or to a control device.

*Hazardous air pollutants* or *HAP* means the chemical compounds listed in section 112(b) of the Clean Air Act. All chemical compounds listed in section 112(b) of the Act need to be considered when making a major source determination. Only the HAP compounds listed in Table 1 of this subpart need to



be considered when determining compliance.

*Hydrocarbon liquid* means any naturally occurring, unrefined petroleum liquid.

*In VHAP service* means that a piece of ancillary equipment or compressor either contains or contacts a fluid (liquid or gas) which has a total volatile HAP (VHAP) concentration equal to or greater than 10 percent by weight as determined according to the provisions of § 63.772(a).

*In wet gas service* means that a piece of equipment contains or contacts the field gas before the extraction of natural gas liquids.

*Incinerator* means an enclosed combustion device that is used for destroying organic compounds. Auxiliary fuel may be used to heat waste gas to combustion temperatures. Any energy recovery section is not physically formed into one manufactured or assembled unit with the combustion section; rather, the energy recovery section is a separate section following the combustion section and the two are joined by ducts or connections carrying flue gas. The above energy recovery section limitation does not apply to an energy recovery section used solely to preheat the incoming vent stream or combustion air.

*Initial producing GOR* means the producing standard cubic meters of gas per liter at the time that the reservoir pressure is above the bubble point pressure (or dewpoint pressure for a gas).

*Initial startup* means the first time a new or reconstructed source begins production. For the purposes of this subpart, initial startup does not include subsequent startups (as defined in this section) of equipment, for example, following malfunctions or shutdowns.

*Major source*, as used in this subpart, shall have the same meaning as in § 63.2, except that:

(1) Emissions from any oil or gas exploration or production well (with its associated equipment, as defined in this section), and emissions from any pipeline compressor station or pump station shall not be aggregated with emissions from other similar units to determine whether such emission points or stations are major sources,

even when emission points are in a contiguous area or under common control;

(2) Emissions from processes, operations, or equipment that are not part of the same facility, as defined in this section, shall not be aggregated; and

(3) For facilities that are production field facilities, only HAP emissions from glycol dehydration units and storage vessels with the potential for flash emissions shall be aggregated for a major source determination. For facilities that are not production field facilities, HAP emissions from all HAP emission units shall be aggregated for a major source determination.

*Natural gas* means a naturally occurring mixture of hydrocarbon and non-hydrocarbon gases found in geologic formations beneath the earth's surface. The principal hydrocarbon constituent is methane.

*Natural gas liquids* (NGL) means the liquid hydrocarbons, such as ethane, propane, butane, pentane, natural gasoline, and condensate that are extracted from field natural gas.

*Natural gas processing plant* (gas plant) means any processing site engaged in the extraction of natural gas liquids from field gas, or the fractionation of mixed NGL to natural gas products, or a combination of both.

*No detectable emissions* means no escape of HAP from a device or system to the atmosphere as determined by:

(1) Instrument monitoring results in accordance with the requirements of § 63.772(c); and

(2) The absence of visible openings or defects in the device or system, such as rips, tears, or gaps.

*Operating parameter value* means a minimum or maximum value established for a control device or process parameter which, if achieved by itself or in combination with one or more other operating parameter values, indicates that an owner or operator has complied with an applicable operating parameter limitation, over the appropriate averaging period as specified in § 63.772(f) or (g).

*Operating permit* means a permit required by 40 CFR part 70 or part 71.

*Organic monitoring device* means an instrument used to indicate the concentration level of organic compounds

exiting a control device based on a detection principle such as infra-red, photoionization, or thermal conductivity.

*Primary fuel* means the fuel that provides the principal heat input (i.e., more than 50 percent) to the device. To be considered primary, the fuel must be able to sustain operation without the addition of other fuels.

*Process heater* means an enclosed device using a controlled flame, the primary purpose of which is to transfer heat to a process fluid or process material that is not a fluid, or to a heat transfer material for use in a process (rather than for steam generation).

*Produced water* means water that is extracted from the earth from an oil or natural gas production well, or that is separated from crude oil, condensate, or natural gas after extraction.

*Production field facilities* means those facilities located prior to the point of custody transfer.

*Production well* means any hole drilled in the earth from which crude oil, condensate, or field natural gas is extracted.

*Reciprocating compressor* means a piece of equipment that increases the pressure of a process gas by positive displacement, employing linear movement of the drive shaft.

*Safety device* means a device that meets both of the following conditions: it is not used for planned or routine venting of liquids, gases, or fumes from the unit or equipment on which the device is installed; and it remains in a closed, sealed position at all times except when an unplanned event requires that the device open for the purpose of preventing physical damage or permanent deformation of the unit or equipment on which the device is installed in accordance with good engineering and safety practices for handling flammable, combustible, explosive, or other hazardous materials. Examples of unplanned events which may require a safety device to open include failure of an essential equipment component or a sudden power outage.

*Shutdown* means for purposes including, but not limited to, periodic maintenance, replacement of equipment, or repair, the cessation of operation of a glycol dehydration unit, or other af-

fected source under this subpart, or equipment required or used solely to comply with this subpart.

*Startup* means the setting into operation of a glycol dehydration unit, or other affected equipment under this subpart, or equipment required or used to comply with this subpart. Startup includes initial startup and operation solely for the purpose of testing equipment.

*Storage vessel* means a tank or other vessel that is designed to contain an accumulation of crude oil, condensate, intermediate hydrocarbon liquids, or produced water and that is constructed primarily of non-earthen materials (e.g., wood, concrete, steel, plastic) that provide structural support.

*Storage vessel with the potential for flash emissions* means any storage vessel that contains a hydrocarbon liquid with a stock tank GOR equal to or greater than 0.31 cubic meters per liter and an API gravity equal to or greater than 40 degrees and an actual annual average hydrocarbon liquid throughput equal to or greater than 79,500 liters per day. Flash emissions occur when dissolved hydrocarbons in the fluid evolve from solution when the fluid pressure is reduced.

*Surface site* means any combination of one or more graded pad sites, gravel pad sites, foundations, platforms, or the immediate physical location upon which equipment is physically affixed.

*Tank battery* means a collection of equipment used to separate, treat, store, and transfer crude oil, condensate, natural gas, and produced water. A tank battery typically receives crude oil, condensate, natural gas, or some combination of these extracted products from several production wells for accumulation and separation prior to transmission to a natural gas plant or petroleum refinery. A tank battery may or may not include a glycol dehydration unit.

*Temperature monitoring device* means an instrument used to monitor temperature and having a minimum accuracy of  $\pm 2$  percent of the temperature being monitored expressed in  $^{\circ}\text{C}$ , or  $\pm 2.5$   $^{\circ}\text{C}$ , whichever is greater. The temperature monitoring device may measure temperature in degrees Fahrenheit or degrees Celsius, or both.

*Total organic compounds* or *TOC*, as used in this subpart, means those compounds which can be measured according to the procedures of Method 18, 40 CFR part 60, appendix A.

*UA plus offset and UC* is defined as the area occupied by each urbanized area, each urban cluster that contains at least 10,000 people, and the area located two miles or less from each urbanized area boundary.

*Urban-1 County* is defined as a county that contains a part of a Metropolitan Statistical Area with a population greater than 250,000, based on the Office of Management and Budget's *Standards for defining Metropolitan and Micropolitan Statistical Areas* (December 27, 2000), and Census 2000 Data released by the U.S. Census Bureau.

*Urbanized area* refers to Census 2000 Urbanized Area, which is defined in the *Urban Area Criteria for Census 2000* (March 15, 2002). Essentially, an urbanized area consists of densely settled territory with a population of at least 50,000 people.

*Urban cluster* refers to a Census 2000 Urban Cluster, which is defined in the *Urban Area Criteria for Census 2000* (March 15, 2002). Essentially, an urban cluster consists of densely settled territory with at least 2,500 people but fewer than 50,000 people.

*Volatile hazardous air pollutant concentration* or *VHAP concentration* means the fraction by weight of all HAP contained in a material as determined in accordance with procedures specified in § 63.772(a).

[64 FR 32628, June 17, 1999, as amended at 66 FR 34551, June 29, 2001; 72 FR 37, Jan. 3, 2007]

#### **§ 63.762 Startups, shutdowns, and malfunctions.**

(a) The provisions set forth in this subpart shall apply at all times except during startups or shutdowns, during malfunctions, and during periods of non-operation of the affected sources (or specific portion thereof) resulting in cessation of the emissions to which this subpart applies. However, during the startup, shutdown, malfunction, or period of non-operation of one portion of an affected source, all emission points which can comply with the specific provisions to which they are subject must do so during the startup,

shutdown, malfunction, or period of non-operation.

(b) The owner or operator shall not shut down items of equipment that are required or utilized for compliance with the provisions of this subpart during times when emissions are being routed to such items of equipment, if the shutdown would contravene requirements of this subpart applicable to such items of equipment. This paragraph does not apply if the item of equipment is malfunctioning, or if the owner or operator must shut down the equipment to avoid damage due to a contemporaneous startup, shutdown, or malfunction of the affected source or a portion thereof.

(c) During startups, shutdowns, and malfunctions when the requirements of this subpart do not apply pursuant to paragraphs (a) and (b) of this section, the owner or operator shall implement, to the extent reasonably available, measures to prevent or minimize excess emissions to the maximum extent practical. For purposes of this paragraph, the term "excess emissions" means emissions in excess of those that would have occurred if there were no startup, shutdown, or malfunction, and the owner or operator complied with the relevant provisions of this subpart. The measures to be taken shall be identified in the applicable startup, shutdown, and malfunction plan, and may include, but are not limited to, air pollution control technologies, recovery technologies, work practices, pollution prevention, monitoring, and/or changes in the manner of operation of the source. Back-up control devices are not required, but may be used if available.

(d) Except as provided in paragraph (e) of this section, the owner or operator shall prepare a startup, shutdown, and malfunction plan as required in § 63.6(e)(3), except that the plan is not required to be incorporated by reference into the source's title V permit as specified in § 63.6(e)(3)(i). Instead, the owner or operator shall keep the plan on record as required by § 63.6(e)(3)(v). The failure of the plan to adequately minimize emissions during startup, shutdown, or malfunctions does not shield an owner or operator from enforcement actions.

## § 63.763

## 40 CFR Ch. I (7–1–07 Edition)

(e) Owners or operators are not required to prepare a startup, shutdown, and malfunction plan for any facility where all of the affected sources meet the exemption criteria specified in § 63.764(e), or for any facility that is not located within a UA plus offset and UC boundary.

[64 FR 32628, June 17, 1999, as amended at 66 FR 34551, June 29, 2001; 72 FR 38, Jan. 3, 2007]

### § 63.763 [Reserved]

### § 63.764 General standards.

(a) Table 2 of this subpart specifies the provisions of subpart A (General Provisions) of this part that apply and those that do not apply to owners and operators of affected sources subject to this subpart.

(b) All reports required under this subpart shall be sent to the Administrator at the appropriate address listed in § 63.13. Reports may be submitted on electronic media.

(c) Except as specified in paragraph (e) of this section, the owner or operator of an affected source located at an existing or new major source of HAP emissions shall comply with the standards in this subpart as specified in paragraphs (c)(1) through (3) of this section.

(1) For each glycol dehydration unit process vent subject to this subpart, the owner or operator shall comply with the requirements specified in paragraphs (c)(1)(i) through (iii) of this section.

(i) The owner or operator shall comply with the control requirements for glycol dehydration unit process vents specified in § 63.765;

(ii) The owner or operator shall comply with the monitoring requirements specified in § 63.773; and

(iii) The owner or operator shall comply with the recordkeeping and reporting requirements specified in §§ 63.774 and 63.775.

(2) For each storage vessel with the potential for flash emissions subject to this subpart, the owner or operator shall comply with the requirements specified in paragraphs (c)(2)(i) through (iii) of this section.

(i) The control requirements for storage vessels specified in § 63.766;

(ii) The monitoring requirements specified in § 63.773; and

(iii) The recordkeeping and reporting requirements specified in §§ 63.774 and 63.775.

(3) For ancillary equipment (as defined in § 63.761) and compressors at a natural gas processing plant subject to this subpart, the owner or operator shall comply with the requirements for equipment leaks specified in § 63.769.

(d) Except as specified in paragraph (e)(1) of this section, the owner or operator of an affected source located at an existing or new area source of HAP emissions shall comply with the applicable standards specified in paragraph (d) of this section.

(1) Each owner or operator of an area source located within an UA plus offset and UC boundary (as defined in § 63.761) shall comply with the provisions specified in paragraphs (d)(1)(i) through (iii) of this section.

(i) The control requirements for glycol dehydration unit process vents specified in § 63.765;

(ii) The monitoring requirements specified in § 63.773; and

(iii) The recordkeeping and reporting requirements specified in §§ 63.774 and 63.775.

(2) Each owner or operator of an area source not located in a UA plus offset and UC boundary (as defined in § 63.761) shall comply with paragraphs (d)(2)(i) through (iii) of this section.

(i) Determine the optimum glycol circulation rate using the following equation:

$$L_{OPT} = 1.15 * 3.0 \frac{\text{gal TEG}}{\text{lb H}_2\text{O}} * \left( \frac{F * (I - O)}{24 \text{ hr/day}} \right)$$

Where:

$L_{OPT}$  = Optimal circulation rate, gal/hr.

F = Gas flowrate (MMSCF/D).

I = Inlet water content (lb/MMSCF).

O = Outlet water content (lb/MMSCF).

3.0 = The industry accepted rule of thumb for a TEG-to water ratio (gal TEG/lb H<sub>2</sub>O).

1.15 = Adjustment factor included for a margin of safety.

(ii) Operate the TEG dehydration unit such that the actual glycol circulation rate does not exceed the optimum glycol circulation rate determined in accordance with paragraph

(d)(2)(i) of this section. If the TEG dehydration unit is unable to meet the sales gas specification for moisture content using the glycol circulation rate determined in accordance with paragraph (d)(2)(i), the owner or operator must calculate an alternate circulation rate using GRI-GLYCalc™, Version 3.0 or higher. The owner or operator must document why the TEG dehydration unit must be operated using the alternate circulation rate and submit this documentation with the initial notification in accordance with § 63.775(c)(7).

(iii) Maintain a record of the determination specified in paragraph (d)(2)(ii) in accordance with the requirements in § 63.774(f) and submit the Initial Notification in accordance with the requirements in § 63.775(c)(7). If operating conditions change and a modification to the optimum glycol circulation rate is required, the owner or operator shall prepare a new determination in accordance with paragraph (d)(2)(i) or (ii) of this section and submit the information specified under § 63.775(c)(7)(ii) through (v).

(e) *Exemptions.* (1) The owner or operator is exempt from the requirements of paragraph (c)(1) and (d) of this section if the criteria listed in paragraph (e)(1)(i) or (ii) of this section are met, except that the records of the determination of these criteria must be maintained as required in § 63.774(d)(1).

(i) The actual annual average flowrate of natural gas to the glycol dehydration unit is less than 85 thousand standard cubic meters per day, as determined by the procedures specified in § 63.772(b)(1) of this subpart; or

(ii) The actual average emissions of benzene from the glycol dehydration unit process vent to the atmosphere are less than 0.90 megagram per year, as determined by the procedures specified in § 63.772(b)(2) of this subpart.

(2) The owner or operator is exempt from the requirements of paragraph (c)(3) of this section for ancillary equipment (as defined in § 63.761) and compressors at a natural gas processing plant subject to this subpart if the criteria listed in paragraph (e)(2)(i) or (ii) of this section are met, except that the records of the determination

of these criteria must be maintained as required in § 63.774(d)(2).

(i) Any ancillary equipment and compressors that contain or contact a fluid (liquid or gas) must have a total VHAP concentration less than 10 percent by weight, as determined by the procedures specified in § 63.772(a); or

(ii) That ancillary equipment and compressors must operate in VHAP service less than 300 hours per calendar year.

(f) Each owner or operator of a major HAP source subject to this subpart is required to apply for a 40 CFR part 70 or part 71 operating permit from the appropriate permitting authority. If the Administrator has approved a State operating permit program under 40 CFR part 70, the permit shall be obtained from the State authority. If a State operating permit program has not been approved, the owner or operator of a source shall apply to the EPA Regional Office pursuant to 40 CFR part 71.

(g)–(h) [Reserved]

(i) In all cases where the provisions of this subpart require an owner or operator to repair leaks by a specified time after the leak is detected, it is a violation of this standard to fail to take action to repair the leak(s) within the specified time. If action is taken to repair the leak(s) within the specified time, failure of that action to successfully repair the leak(s) is not a violation of this standard. However, if the repairs are unsuccessful, a leak is detected and the owner or operator shall take further action as required by the applicable provisions of this subpart.

[64 FR 32628, June 17, 1999, as amended at 66 FR 34551, June 29, 2001; 72 FR 38, Jan. 3, 2007]

#### **§ 63.765 Glycol dehydration unit process vent standards.**

(a) This section applies to each glycol dehydration unit subject to this subpart with an actual annual average natural gas flowrate equal to or greater than 85 thousand standard cubic meters per day and with actual average benzene glycol dehydration unit process vent emissions equal to or greater than 0.90 megagrams per year, that must be controlled for HAP emissions as specified in either paragraph (c)(1)(i) or paragraph (d)(1)(i) of § 63.764.

(b) Except as provided in paragraph (c) of this section, an owner or operator of a glycol dehydration unit process vent shall comply with the requirements specified in paragraphs (b)(1) and (b)(2) of this section.

(1) For each glycol dehydration unit process vent, the owner or operator shall control air emissions by either paragraph (b)(1)(i) or (b)(1)(ii) of this section.

(i) The owner or operator shall connect the process vent to a control device or a combination of control devices through a closed-vent system. The closed-vent system shall be designed and operated in accordance with the requirements of § 63.771(c). The control device(s) shall be designed and operated in accordance with the requirements of § 63.771(d).

(ii) The owner or operator shall connect the process vent to a control device or combination of control devices through a closed-vent system and the outlet benzene emissions from the control device(s) shall be reduced to a level less than 0.90 megagrams per year. The closed-vent system shall be designed and operated in accordance with the requirements of § 63.771(c). The control device(s) shall be designed and operated in accordance with the requirements of § 63.771(d), except that the performance levels specified in § 63.771(d)(1)(i) and (ii) do not apply.

(2) One or more safety devices that vent directly to the atmosphere may be used on the air emission control equipment installed to comply with paragraph (b)(1) of this section.

(c) As an alternative to the requirements of paragraph (b) of this section, the owner or operator may comply with one of the requirements specified in paragraphs (c)(1) through (3) of this section.

(1) The owner or operator shall control air emissions by connecting the process vent to a process natural gas line.

(2) The owner or operator shall demonstrate, to the Administrator's satisfaction, that the total HAP emissions to the atmosphere from the glycol dehydration unit process vent are reduced by 95.0 percent through process modifications, or a combination of process modifications and one or more

control devices, in accordance with the requirements specified in § 63.771(e).

(3) Control of HAP emissions from a GCG separator (flash tank) vent is not required if the owner or operator demonstrates, to the Administrator's satisfaction, that total emissions to the atmosphere from the glycol dehydration unit process vent are reduced by one of the levels specified in paragraph (c)(3)(i) or (ii) of this section, through the installation and operation of controls as specified in paragraph (b)(1) of this section.

(i) HAP emissions are reduced by 95.0 percent or more.

(ii) Benzene emissions are reduced to a level less than 0.90 megagrams per year.

[64 FR 32628, June 17, 1999, as amended at 66 FR 34551, June 29, 2001; 72 FR 38, Jan. 3, 2007]

**§ 63.766 Storage vessel standards.**

(a) This section applies to each storage vessel with the potential for flash emissions (as defined in § 63.761) subject to this subpart.

(b) The owner or operator of a storage vessel with the potential for flash emissions (as defined in § 63.761) shall comply with one of the control requirements specified in paragraphs (b)(1) and (2) of this section.

(1) The owner or operator shall equip the affected storage vessel with the potential for flash emissions with a cover that is connected, through a closed-vent system that meets the conditions specified in § 63.771(c), to a control device or a combination of control devices that meets any of the conditions specified in § 63.771(d). The cover shall be designed and operated in accordance with the requirements of § 63.771(b).

(2) The owner or operator of a pressure storage vessel that is designed to operate as a closed system shall operate the storage vessel with no detectable emissions at all times that material is in the storage vessel, except as provided for in paragraph (c) of this section.

(c) One or more safety devices that vent directly to the atmosphere may be used on the storage vessel and air emission control equipment complying with paragraphs (b)(1) and (2) of this section.

(d) This section does not apply to storage vessels for which the owner or

## Environmental Protection Agency

## § 63.771

operator is meeting the requirements specified in 40 CFR part 60, subpart Kb; or is meeting the requirements specified in 40 CFR part 63, subparts G or CC.

### §§ 63.767–63.768 [Reserved]

#### § 63.769 Equipment leak standards.

(a) This section applies to equipment subject to this subpart and specified in paragraphs (a)(1) and (2) of this section that is located at a natural gas processing plant and operates in VHAP service equal to or greater than 300 hours per calendar year.

(1) Ancillary equipment, as defined in § 63.761; and

(2) Compressors.

(b) This section does not apply to ancillary equipment and compressors for which the owner or operator is meeting the requirements specified in subpart H of this part; or is meeting the requirements specified in 40 CFR part 60, subpart KKK.

(c) For each piece of ancillary equipment and each compressor subject to this section located at an existing or new source, the owner or operator shall meet the requirements specified in 40 CFR part 61, subpart V, §§ 61.241 through 61.247, except as specified in paragraphs (c)(1) through (8) of this section.

(1) Each pressure relief device in gas/vapor service shall be monitored quarterly and within 5 days after each pressure release to detect leaks, except under the following conditions.

(i) The owner or operator has obtained permission from the Administrator to use an alternative means of emission limitation that achieves a reduction in emissions of VHAP at least equivalent to that achieved by the control required in this subpart.

(ii) The pressure relief device is located in a nonfractionating facility that is monitored only by non-facility personnel, it may be monitored after a pressure release the next time the monitoring personnel are on site, instead of within 5 days. Such a pressure relief device shall not be allowed to operate for more than 30 days after a pressure release without monitoring.

(2) For pressure relief devices, if an instrument reading of 10,000 parts per

million or greater is measured, a leak is detected.

(3) For pressure relief devices, when a leak is detected, it shall be repaired as soon as practicable, but no later than 15 calendar days after it is detected, unless a delay in repair of equipment is granted under 40 CFR 61.242–10.

(4) Sampling connection systems are exempt from the requirements of 40 CFR 61.242–5.

(5) Pumps in VHAP service, valves in gas/vapor and light liquid service, and pressure relief devices in gas/vapor service that are located at a nonfractionating plant that does not have the design capacity to process 283,000 standard cubic meters per day or more of field gas are exempt from the routine monitoring requirements of 40 CFR 61.242–2(a)(1) and 61.242–7(a), and paragraphs (c)(1) through (3) of this section.

(6) Pumps in VHAP service, valves in gas/vapor and light liquid service, and pressure relief devices in gas/vapor service located within a natural gas processing plant that is located on the Alaskan North Slope are exempt from the routine monitoring requirements of 40 CFR 61.242–2(a)(1) and 61.242–7(a), and paragraphs (c)(1) through (3) of this section.

(7) Reciprocating compressors in wet gas service are exempt from the compressor control requirements of 40 CFR 61.242–3.

(8) Flares used to comply with this subpart shall comply with the requirements of § 63.11(b).

[64 FR 32628, June 17, 1999, as amended at 66 FR 34551, June 29, 2001]

### § 63.770 [Reserved]

#### § 63.771 Control equipment requirements.

(a) This section applies to each cover, closed-vent system, and control device installed and operated by the owner or operator to control air emissions as required by the provisions of this subpart. Compliance with paragraphs (b), (c), and (d) of this section will be determined by review of the records required by § 63.774 and the reports required by § 63.775, by review of performance test results, and by inspections.

(b) *Cover requirements.* (1) The cover and all openings on the cover (e.g., access hatches, sampling ports, and gauge wells) shall be designed to form a continuous barrier over the entire surface area of the liquid in the storage vessel.

(2) Each cover opening shall be secured in a closed, sealed position (e.g., covered by a gasketed lid or cap) whenever material is in the unit on which the cover is installed except during those times when it is necessary to use an opening as follows:

(i) To add material to, or remove material from the unit (this includes openings necessary to equalize or balance the internal pressure of the unit following changes in the level of the material in the unit);

(ii) To inspect or sample the material in the unit;

(iii) To inspect, maintain, repair, or replace equipment located inside the unit; or

(iv) To vent liquids, gases, or fumes from the unit through a closed-vent system to a control device designed and operated in accordance with the requirements of paragraphs (c) and (d) of this section.

(c) *Closed-vent system requirements.* (1) The closed-vent system shall route all gases, vapors, and fumes emitted from the material in a HAP emissions unit to a control device that meets the requirements specified in paragraph (d) of this section.

(2) The closed-vent system shall be designed and operated with no detectable emissions.

(3) If the closed-vent system contains one or more bypass devices that could be used to divert all or a portion of the gases, vapors, or fumes from entering the control device, the owner or operator shall meet the requirements specified in paragraphs (c)(3)(i) and (c)(3)(ii) of this section.

(i) For each bypass device, except as provided for in paragraph (c)(3)(ii) of this section, the owner or operator shall either:

(A) At the inlet to the bypass device that could divert the stream away from the control device to the atmosphere, properly install, calibrate, maintain, and operate a flow indicator that is capable of taking periodic readings and

sounding an alarm when the bypass device is open such that the stream is being, or could be, diverted away from the control device to the atmosphere; or

(B) Secure the bypass device valve installed at the inlet to the bypass device in the non-diverting position using a car-seal or a lock-and-key type configuration.

(ii) Low leg drains, high point bleeds, analyzer vents, open-ended valves or lines, and safety devices are not subject to the requirements of paragraph (c)(3)(i) of this section.

(d) *Control device requirements.* (1) The control device used to reduce HAP emissions in accordance with the standards of this subpart shall be one of the control devices specified in paragraphs (d)(1)(i) through (iii) of this section.

(i) An enclosed combustion device (e.g., thermal vapor incinerator, catalytic vapor incinerator, boiler, or process heater) that is designed and operated in accordance with one of the following performance requirements:

(A) Reduces the mass content of either TOC or total HAP in the gases vented to the device by 95.0 percent by weight or greater as determined in accordance with the requirements of § 63.772(e); or

(B) Reduces the concentration of either TOC or total HAP in the exhaust gases at the outlet to the device to a level equal to or less than 20 parts per million by volume on a dry basis corrected to 3 percent oxygen as determined in accordance with the requirements of § 63.772(e); or

(C) Operates at a minimum residence time of 0.5 seconds at a minimum temperature of 760°C.

(D) If a boiler or process heater is used as the control device, then the vent stream shall be introduced into the flame zone of the boiler or process heater.

(ii) A vapor recovery device (e.g., carbon adsorption system or condenser) or other control device that is designed and operated to reduce the mass content of either TOC or total HAP in the gases vented to the device by 95.0 percent by weight or greater as determined in accordance with the requirements of § 63.772(e).



(iii) A flare that is designed and operated in accordance with the requirements of § 63.11(b).

(2) [Reserved]

(3) The owner or operator shall demonstrate that a control device achieves the performance requirements of paragraph (d)(1) of this section as specified in § 63.772(e).

(4) The owner or operator shall operate each control device in accordance with the requirements specified in paragraphs (d)(4)(i) and (ii) of this section.

(i) Each control device used to comply with this subpart shall be operating at all times when gases, vapors, and fumes are vented from the HAP emissions unit or units through the closed-vent system to the control device, as required under §§ 63.765, 63.766, and 63.769, except when maintenance or repair on a unit cannot be completed without a shutdown of the control device. An owner or operator may vent more than one unit to a control device used to comply with this subpart.

(ii) For each control device monitored in accordance with the requirements of § 63.773(d), the owner or operator shall demonstrate compliance according to the requirements of § 63.772(f) or (g), as applicable.

(5) For each carbon adsorption system used as a control device to meet the requirements of paragraph (d)(1) of this section, the owner or operator shall manage the carbon as follows:

(i) Following the initial startup of the control device, all carbon in the control device shall be replaced with fresh carbon on a regular, predetermined time interval that is no longer than the carbon service life established for the carbon adsorption system.

(ii) The spent carbon removed from the carbon adsorption system shall be either regenerated, reactivated, or burned in one of the units specified in paragraphs (d)(5)(ii)(A) through (d)(5)(ii)(G) of this section.

(A) Regenerated or reactivated in a thermal treatment unit for which the owner or operator has been issued a final permit under 40 CFR part 270 that implements the requirements of 40 CFR part 264, subpart X.

(B) Regenerated or reactivated in a thermal treatment unit equipped with

and operating air emission controls in accordance with this section.

(C) Regenerated or reactivated in a thermal treatment unit equipped with and operating organic air emission controls in accordance with a national emissions standard for HAP under another subpart in 40 CFR part 61 or this part.

(D) Burned in a hazardous waste incinerator for which the owner or operator has been issued a final permit under 40 CFR part 270 that implements the requirements of 40 CFR part 264, subpart O.

(E) Burned in a hazardous waste incinerator which the owner or operator has designed and operates in accordance with the requirements of 40 CFR part 265, subpart O.

(F) Burned in a boiler or industrial furnace for which the owner or operator has been issued a final permit under 40 CFR part 270 that implements the requirements of 40 CFR part 266, subpart H.

(G) Burned in a boiler or industrial furnace which the owner or operator has designed and operates in accordance with the interim status requirements of 40 CFR part 266, subpart H.

(e) *Process modification requirements.* Each owner or operator that chooses to comply with § 63.765(c)(2) shall meet the requirements specified in paragraphs (e)(1) through (e)(3) of this section.

(1) The owner or operator shall determine glycol dehydration unit baseline operations (as defined in § 63.761). Records of glycol dehydration unit baseline operations shall be retained as required under § 63.774(b)(10).

(2) The owner or operator shall document, to the Administrator's satisfaction, the conditions for which glycol dehydration unit baseline operations shall be modified to achieve the 95.0 percent overall HAP emission reduction, either through process modifications or through a combination of process modifications and one or more control devices. If a combination of process modifications and one or more control devices are used, the owner or operator shall also establish the percent HAP reduction to be achieved by the control device to achieve an overall HAP emission reduction of 95.0 percent for the glycol dehydration unit process

vent. Only modifications in glycol dehydration unit operations directly related to process changes, including but not limited to changes in glycol circulation rate or glycol-HAP absorptency, shall be allowed. Changes in the inlet gas characteristics or natural gas throughput rate shall not be considered in determining the overall HAP emission reduction due to process modifications.

(3) The owner or operator that achieves a 95.0 percent HAP emission reduction using process modifications alone shall comply with paragraph (e)(3)(i) of this section. The owner or operator that achieves a 95.0 percent HAP emission reduction using a combination of process modifications and one or more control devices shall comply with paragraphs (e)(3)(i) and (e)(3)(ii) of this section.

(i) The owner or operator shall maintain records, as required in § 63.774(b)(11), that the facility continues to operate in accordance with the conditions specified under paragraph (e)(2) of this section.

(ii) The owner or operator shall comply with the control device requirements specified in paragraph (d) of this section, except that the emission reduction achieved shall be the emission reduction specified for the control device(s) in paragraph (e)(2) of this section.

[64 FR 32628, June 17, 1999, as amended at 66 FR 34552, June 29, 2001; 68 FR 37353, June 23, 2003]

**§ 63.772 Test methods, compliance procedures, and compliance demonstrations.**

(a) *Determination of material VHAP or HAP concentration to determine the applicability of the equipment leak standards under this subpart (§ 63.769).* Each piece of ancillary equipment and compressors are presumed to be in VHAP service or in wet gas service unless an owner or operator demonstrates that the piece of equipment is not in VHAP service or in wet gas service.

(1) For a piece of ancillary equipment and compressors to be considered not in VHAP service, it must be determined that the percent VHAP content can be reasonably expected never to exceed 10.0 percent by weight. For the

purposes of determining the percent VHAP content of the process fluid that is contained in or contacts a piece of ancillary equipment or compressor, you shall use the method in either paragraph (a)(1)(i) or paragraph (a)(1)(ii) of this section.

(i) Method 18 of 40 CFR part 60, appendix A, or

(ii) ASTM D6420–99 (2004), Standard Test Method for Determination of Gaseous Organic Compounds by Direct Interface Gas Chromatography-Mass Spectrometry (incorporated by reference—see § 63.14), provided that the provisions of paragraphs (a)(1)(ii)(A) through (D) of this section are followed:

(A) The target compound(s) are those listed in section 1.1 of ASTM D6420–99 (2004);

(B) The target concentration is between 150 parts per billion by volume and 100 parts per million by volume;

(C) For target compound(s) not listed in Table 1.1 of ASTM D6420–99 (2004), but potentially detected by mass spectrometry, the additional system continuing calibration check after each run, as detailed in section 10.5.3 of ASTM D6420–99 (2004), is conducted, met, documented, and submitted with the data report, even if there is no moisture condenser used or the compound is not considered water soluble; and

(D) For target compound(s) not listed in Table 1.1 of ASTM D6420–99 (2004), and not amenable to detection by mass spectrometry, ASTM D6420–99 (2004) may not be used.

(2) For a piece of ancillary equipment and compressors to be considered in wet gas service, it must be determined that it contains or contacts the field gas before the extraction of natural gas liquids.

(b) *Determination of glycol dehydration unit flowrate or benzene emissions.* The procedures of this paragraph shall be used by an owner or operator to determine glycol dehydration unit natural gas flowrate or benzene emissions to meet the criteria for an exemption from control requirements under § 63.764(e)(1).

(1) The determination of actual flowrate of natural gas to a glycol dehydration unit shall be made using the

procedures of either paragraph (b)(1)(i) or (b)(1)(ii) of this section.

(i) The owner or operator shall install and operate a monitoring instrument that directly measures natural gas flowrate to the glycol dehydration unit with an accuracy of plus or minus 2 percent or better. The owner or operator shall convert annual natural gas flowrate to a daily average by dividing the annual flowrate by the number of days per year the glycol dehydration unit processed natural gas.

(ii) The owner or operator shall document, to the Administrator's satisfaction, that the actual annual average natural gas flowrate to the glycol dehydration unit is less than 85 thousand standard cubic meters per day.

(2) The determination of actual average benzene emissions from a glycol dehydration unit shall be made using the procedures of either paragraph (b)(2)(i) or (b)(2)(ii) of this section. Emissions shall be determined either uncontrolled, or with federally enforceable controls in place.

(i) The owner or operator shall determine actual average benzene emissions using the model GRI-GLYCalc™, Version 3.0 or higher, and the procedures presented in the associated GRI-GLYCalc™ Technical Reference Manual. Inputs to the model shall be representative of actual operating conditions of the glycol dehydration unit and may be determined using the procedures documented in the Gas Research Institute (GRI) report entitled "Atmospheric Rich/Lean Method for Determining Glycol Dehydrator Emissions" (GRI-95/0368.1); or

(ii) The owner or operator shall determine an average mass rate of benzene emissions in kilograms per hour through direct measurement using the methods in § 63.772(a)(1)(i) or (ii), or an alternative method according to § 63.7(f). Annual emissions in kilograms per year shall be determined by multiplying the mass rate by the number of hours the unit is operated per year. This result shall be converted to megagrams per year.

(c) *No detectable emissions test procedure.* (1) The no detectable emissions test procedure shall be conducted in accordance with Method 21, 40 CFR part 60, appendix A.

(2) The detection instrument shall meet the performance criteria of Method 21, 40 CFR part 60, appendix A, except that the instrument response factor criteria in section 3.1.2(a) of Method 21 shall be for the average composition of the fluid and not for each individual organic compound in the stream.

(3) The detection instrument shall be calibrated before use on each day of its use by the procedures specified in Method 21, 40 CFR part 60, appendix A.

(4) Calibration gases shall be as follows:

(i) Zero air (less than 10 parts per million by volume hydrocarbon in air); and

(ii) A mixture of methane in air at a concentration less than 10,000 parts per million by volume.

(5) An owner or operator may choose to adjust or not adjust the detection instrument readings to account for the background organic concentration level. If an owner or operator chooses to adjust the instrument readings for the background level, the background level value must be determined according to the procedures in Method 21 of 40 CFR part 60, appendix A.

(6)(i) Except as provided in paragraph (c)(6)(ii) of this section, the detection instrument shall meet the performance criteria of Method 21 of 40 CFR part 60, appendix A, except the instrument response factor criteria in section 3.1.2(a) of Method 21 shall be for the average composition of the process fluid, not each individual volatile organic compound in the stream. For process streams that contain nitrogen, air, or other inerts which are not organic hazardous air pollutants or volatile organic compounds, the average stream response factor shall be calculated on an inert-free basis.

(ii) If no instrument is available at the facility that will meet the performance criteria specified in paragraph (c)(6)(i) of this section, the instrument readings may be adjusted by multiplying by the average response factor of the process fluid, calculated on an inert-free basis as described in paragraph (c)(6)(i) of this section.

(7) An owner or operator must determine if a potential leak interface operates with no detectable emissions using

the applicable procedure specified in paragraph (c)(7)(i) or (c)(7)(ii) of this section.

(i) If an owner or operator chooses not to adjust the detection instrument readings for the background organic concentration level, then the maximum organic concentration value measured by the detection instrument is compared directly to the applicable value for the potential leak interface as specified in paragraph (c)(8) of this section.

(ii) If an owner or operator chooses to adjust the detection instrument readings for the background organic concentration level, the value of the arithmetic difference between the maximum organic concentration value measured by the instrument and the background organic concentration value as determined in paragraph (c)(5) of this section is compared with the applicable value for the potential leak interface as specified in paragraph (c)(8) of this section.

(8) A potential leak interface is determined to operate with no detectable organic emissions if the organic concentration value determined in paragraph (c)(7) of this section, is less than 500 parts per million by volume.

(d) [Reserved]

(e) *Control device performance test procedures.* This paragraph applies to the performance testing of control devices. The owners or operators shall demonstrate that a control device achieves the performance requirements of § 63.771(d)(1) or (e)(3)(ii) using either a performance test as specified in paragraph (e)(3) of this section or a design analysis as specified in paragraph (e)(4) of this section. The owner or operator may elect to use the alternative procedures in paragraph (e)(5) of this section for performance testing of a condenser used to control emissions from a glycol dehydration unit process vent.

(1) The following control devices are exempt from the requirements to conduct performance tests and design analyses under this section:

(i) Except as specified in paragraph (e)(2) of this section, a flare that is designed and operated in accordance with § 63.11(b);

(ii) A boiler or process heater with a design heat input capacity of 44 megawatts or greater;

(iii) A boiler or process heater into which the vent stream is introduced with the primary fuel or is used as the primary fuel;

(iv) A boiler or process heater burning hazardous waste for which the owner or operator has either been issued a final permit under 40 CFR part 270 and complies with the requirements of 40 CFR part 266, subpart H; or has certified compliance with the interim status requirements of 40 CFR part 266, subpart H;

(v) A hazardous waste incinerator for which the owner or operator has been issued a final permit under 40 CFR part 270 and complies with the requirements of 40 CFR part 264, subpart O; or has certified compliance with the interim status requirements of 40 CFR part 265, subpart O.

(vi) A control device for which a performance test was conducted for determining compliance with a regulation promulgated by the EPA and the test was conducted using the same methods specified in this section and either no process changes have been made since the test, or the owner or operator can demonstrate that the results of the performance test, with or without adjustments, reliably demonstrate compliance despite process changes.

(2) An owner or operator shall design and operate each flare in accordance with the requirements specified in § 63.11(b) and in paragraphs (e)(2)(i) and (e)(2)(ii) of this section.

(i) The compliance determination shall be conducted using Method 22 of 40 CFR part 60, appendix A, to determine visible emissions.

(ii) An owner or operator is not required to conduct a performance test to determine percent emission reduction or outlet organic HAP or TOC concentration when a flare is used.

(3) For a performance test conducted to demonstrate that a control device meets the requirements of § 63.771(d)(1) or (e)(3)(ii), the owner or operator shall use the test methods and procedures specified in paragraphs (e)(3)(i) through (iv) of this section. The performance test results shall be submitted in the

Notification of Compliance Status Report as required in § 63.775(d)(1)(ii).

(i) Method 1 or 1A, 40 CFR part 60, appendix A, as appropriate, shall be used for selection of the sampling sites in paragraphs (e)(3)(i)(A) and (B) of this section. Any references to particulate mentioned in Methods 1 and 1A do not apply to this section.

(A) To determine compliance with the control device percent reduction requirement specified in § 63.771(d)(1)(i)(A), (d)(1)(ii) or (e)(3)(ii), sampling sites shall be located at the inlet of the first control device, and at the outlet of the final control device.

(B) To determine compliance with the enclosed combustion device total HAP concentration limit specified in § 63.771(d)(1)(i)(B), the sampling site shall be located at the outlet of the combustion device.

(ii) The gas volumetric flowrate shall be determined using Method 2, 2A, 2C, or 2D, 40 CFR part 60, appendix A, as appropriate.

(iii) To determine compliance with the control device percent reduction performance requirement in § 63.771(d)(1)(i)(A), (d)(1)(ii), and (e)(3)(ii), the owner or operator shall use one of the following methods: Method 18, 40 CFR part 60, appendix A; Method 25A, 40 CFR part 60, appendix A; ASTM D6420-99 (2004), as specified in § 63.772(a)(1)(ii); or any other method or data that have been validated according to the applicable procedures in Method 301, 40 CFR part 63, appendix A. The following procedures shall be used to calculate percent reduction efficiency:

(A) The minimum sampling time for each run shall be 1 hour in which either an integrated sample or a minimum of four grab samples shall be taken. If grab sampling is used, then the samples shall be taken at approximately equal intervals in time, such as 15-minute intervals during the run.

(B) The mass rate of either TOC (minus methane and ethane) or total HAP ( $E_i$ ,  $E_o$ ) shall be computed using the equations and procedures specified in paragraphs (e)(3)(iii)(B)(1) through (3) of this section. As an alternative, the mass rate of either TOC (minus methane and ethane) or total HAP at the inlet of the control device ( $E_i$ ) may

be calculated using the procedures specified in paragraph (e)(3)(iii)(B)(4) of this section.

(1) The following equations shall be used:

$$E_i = K_2 \left( \sum_{j=1}^n C_{ij} M_{ij} \right) Q_i$$

$$E_o = K_2 \left( \sum_{j=1}^n C_{oj} M_{oj} \right) Q_o$$

Where:

$C_{ij}$ ,  $C_{oj}$  = Concentration of sample component  $j$  of the gas stream at the inlet and outlet of the control device, respectively, dry basis, parts per million by volume.

$E_i$ ,  $E_o$  = Mass rate of TOC (minus methane and ethane) or total HAP at the inlet and outlet of the control device, respectively, dry basis, kilogram per hour.

$M_{ij}$ ,  $M_{oj}$  = Molecular weight of sample component  $j$  of the gas stream at the inlet and outlet of the control device, respectively, gram/gram-mole.

$Q_i$ ,  $Q_o$  = Flowrate of gas stream at the inlet and outlet of the control device, respectively, dry standard cubic meter per minute.

$K_2$  = Constant,  $2.494 \times 10^{-6}$  (parts per million) (gram-mole per standard cubic meter) (kilogram/gram) (minute/hour), where standard temperature (gram-mole per standard cubic meter) is 20 °C.

$n$  = Number of components in sample.

(2) When the TOC mass rate is calculated, all organic compounds (minus methane and ethane) measured by Method 18, 40 CFR part 60, appendix A, or Method 25A, 40 CFR part 60, appendix A, or ASTM D6420-99 (2004) as specified in § 63.772(a)(1)(ii), shall be summed using the equations in paragraph (e)(3)(iii)(B)(1) of this section.

(3) When the total HAP mass rate is calculated, only HAP chemicals listed in Table 1 of this subpart shall be summed using the equations in paragraph (e)(3)(iii)(B)(1) of this section.

(4) As an alternative to the procedures for calculating  $E_i$  specified in paragraph (e)(3)(iii)(B)(1) of this section, the owner or operator may use the model GRI-GLYCalc™, Version 3.0 or higher, and the procedures presented in the associated GRI-GLYCalc™ Technical Reference Manual. Inputs to

the model shall be representative of actual operating conditions of the glycol dehydration unit and shall be determined using the procedures documented in the Gas Research Institute (GRI) report entitled “Atmospheric Rich/Lean Method for Determining Glycol Dehydrator Emissions” (GRI-95/0368.1). When the TOC mass rate is calculated for glycol dehydration units using the model GRI-GLYCalc™, all organic compounds (minus methane and ethane) measured by Method 18, 40 CFR part 60, appendix A, or Method 25A, 40 CFR part 60, appendix A, shall be summed. When the total HAP mass rate is calculated for glycol dehydration units using the model GRI-GLYCalc™, only HAP chemicals listed in Table 1 of this subpart shall be summed.

(C) The percent reduction in TOC (minus methane and ethane) or total HAP shall be calculated as follows:

$$R_{cd} = \frac{E_i - E_o}{E_i} \times 100\%$$

Where:

$R_{cd}$  = Control efficiency of control device, percent.

$E_i$  = Mass rate of TOC (minus methane and ethane) or total HAP at the inlet to the control device as calculated under paragraph (e)(3)(iii)(B) of this section, kilograms TOC per hour or kilograms HAP per hour.

$E_o$  = Mass rate of TOC (minus methane and ethane) or total HAP at the outlet of the control device, as calculated under paragraph (e)(3)(iii)(B) of this section, kilograms TOC per hour or kilograms HAP per hour.

(D) If the vent stream entering a boiler or process heater with a design capacity less than 44 megawatts is introduced with the combustion air or as a secondary fuel, the weight-percent reduction of total HAP or TOC (minus methane and ethane) across the device shall be determined by comparing the TOC (minus methane and ethane) or total HAP in all combusted vent streams and primary and secondary fuels with the TOC (minus methane and ethane) or total HAP exiting the device, respectively.

(iv) To determine compliance with the enclosed combustion device total HAP concentration limit specified in

§ 63.771(d)(1)(i)(B), the owner or operator shall use one of the following methods to measure either TOC (minus methane and ethane) or total HAP: Method 18, 40 CFR part 60, appendix A; Method 25A, 40 CFR part 60, appendix A; ASTM D6420–99 (2004), as specified in § 63.772(a)(1)(ii), or any other method or data that have been validated according to Method 301 of appendix A of this part. The following procedures shall be used to calculate parts per million by volume concentration, corrected to 3 percent oxygen:

(A) The minimum sampling time for each run shall be 1 hour, in which either an integrated sample or a minimum of four grab samples shall be taken. If grab sampling is used, then the samples shall be taken at approximately equal intervals in time, such as 15-minute intervals during the run.

(B) The TOC concentration or total HAP concentration shall be calculated according to paragraph (e)(3)(iv)(B)(1) or (e)(3)(iv)(B)(2) of this section.

(1) The TOC concentration is the sum of the concentrations of the individual components and shall be computed for each run using the following equation:

$$C_{TOC} = \sum_{i=1}^x \frac{\left( \sum_{j=1}^n C_{ji} \right)}{x}$$

Where:

$C_{TOC}$  = entration of total organic compounds minus methane and ethane, dry basis, parts per million by volume.

$C_{ji}$  = Concentration of sample component  $j$  of sample  $i$ , dry basis, parts per million by volume.

$n$  = Number of components in the sample.

$x$  = Number of samples in the sample run.

(2) The total HAP concentration shall be computed according to the equation in paragraph (e)(3)(iv)(B)(1) of this section, except that only HAP chemicals listed in Table 1 of this subpart shall be summed.

(C) The TOC concentration or total HAP concentration shall be corrected to 3 percent oxygen as follows:

(1) The emission rate correction factor for excess air, integrated sampling and analysis procedures of Method 3B, 40 CFR part 60, appendix A, shall be

used to determine the oxygen concentration. The samples shall be taken during the same time that the samples are taken for determining TOC concentration or total HAP concentration.

(2) The TOC or HAP concentration shall be corrected for percent oxygen by using the following equation:

$$C_c = C_m \left( \frac{17.9}{20.9 - \%O_{2d}} \right)$$

Where:

$C_c$  = TOC concentration or total HAP concentration corrected to 3 percent oxygen, dry basis, parts per million by volume.

$C_m$  = TOC concentration or total HAP concentration, dry basis, parts per million by volume.

$\%O_{2d}$  = Concentration of oxygen, dry basis, percent by volume.

(4) For a design analysis conducted to meet the requirements of § 63.771(d)(1) or (e)(3)(ii), the owner or operator shall meet the requirements specified in paragraphs (e)(4)(i) and (e)(4)(ii) of this section. Documentation of the design analysis shall be submitted as a part of the Notification of Compliance Status Report as required in § 63.775(d)(1)(i).

(i) The design analysis shall include analysis of the vent stream characteristics and control device operating parameters for the applicable control device as specified in paragraphs (e)(4)(i)(A) through (F) of this section.

(A) For a thermal vapor incinerator, the design analysis shall include the vent stream composition, constituent concentrations, and flowrate and shall establish the design minimum and average temperatures in the combustion zone and the combustion zone residence time.

(B) For a catalytic vapor incinerator, the design analysis shall include the vent stream composition, constituent concentrations, and flowrate and shall establish the design minimum and average temperatures across the catalyst bed inlet and outlet, and the design service life of the catalyst.

(C) For a boiler or process heater, the design analysis shall include the vent stream composition, constituent concentrations, and flowrate; shall establish the design minimum and average flame zone temperatures and combustion zone residence time; and shall de-

scribe the method and location where the vent stream is introduced into the flame zone.

(D) For a condenser, the design analysis shall include the vent stream composition, constituent concentrations, flowrate, relative humidity, and temperature, and shall establish the design outlet organic compound concentration level, design average temperature of the condenser exhaust vent stream, and the design average temperatures of the coolant fluid at the condenser inlet and outlet. As an alternative to the design analysis, an owner or operator may elect to use the procedures specified in paragraph (e)(5) of this section.

(E) For a regenerable carbon adsorption system, the design analysis shall include the vent stream composition, constituent concentrations, flowrate, relative humidity, and temperature, and shall establish the design exhaust vent stream organic compound concentration level, adsorption cycle time, number and capacity of carbon beds, type and working capacity of activated carbon used for the carbon beds, design total regeneration stream flow over the period of each complete carbon bed regeneration cycle, design carbon bed temperature after regeneration, design carbon bed regeneration time, and design service life of the carbon.

(F) For a nonregenerable carbon adsorption system, such as a carbon canister, the design analysis shall include the vent stream composition, constituent concentrations, flowrate, relative humidity, and temperature, and shall establish the design exhaust vent stream organic compound concentration level, capacity of the carbon bed, type and working capacity of activated carbon used for the carbon bed, and design carbon replacement interval based on the total carbon working capacity of the control device and source operating schedule. In addition, these systems will incorporate dual carbon canisters in case of emission breakthrough occurring in one canister.

(ii) If the owner or operator and the Administrator do not agree on a demonstration of control device performance using a design analysis then the disagreement shall be resolved using

the results of a performance test performed by the owner or operator in accordance with the requirements of paragraph (e)(3) of this section. The Administrator may choose to have an authorized representative observe the performance test.

(5) As an alternative to the procedures in paragraphs (e)(3) and (e)(4)(i)(D) of this section, an owner or operator may elect to use the procedures documented in the GRI report entitled, “Atmospheric Rich/Lean Method for Determining Glycol Dehydrator Emissions” (GRI-95/0368.1) as inputs for the model GRI-GLYCalc™, Version 3.0 or higher, to determine condenser performance.

(f) *Compliance demonstration for control device performance requirements.* This paragraph applies to the demonstration of compliance with the control device performance requirements specified in § 63.771(d)(1)(i) and (e)(3). Compliance shall be demonstrated using the requirements in paragraphs (f)(1) through (3) of this section. As an alternative, an owner or operator that installs a condenser as the control device to achieve the requirements specified in § 63.771(d)(1)(ii) or (e)(3) may demonstrate compliance according to paragraph (g) of this section. An owner or operator may switch between compliance with paragraph (f) of this section and compliance with paragraph (g) of this section only after at least 1 year of operation in compliance with the selected approach. Notification of such a change in the compliance method shall be reported in the next Periodic Report, as required in § 63.775(e), following the change.

(1) The owner or operator shall establish a site specific maximum or minimum monitoring parameter value (as appropriate) according to the requirements of § 63.773(d)(5)(i).

(2) The owner or operator shall calculate the daily average of the applicable monitored parameter in accordance with § 63.773(d)(4).

(3) Compliance with the operating parameter limit is achieved when the daily average of the monitoring parameter value calculated under paragraph (f)(2) of this section is either equal to or greater than the minimum or equal to or less than the maximum moni-

toring value established under paragraph (f)(1) of this section.

(g) *Compliance demonstration with percent reduction performance requirements—condensers.* This paragraph applies to the demonstration of compliance with the performance requirements specified in § 63.771(d)(1)(ii) or (e)(3) for condensers. Compliance shall be demonstrated using the procedures in paragraphs (g)(1) through (3) of this section.

(1) The owner or operator shall establish a site-specific condenser performance curve according to § 63.773(d)(5)(ii).

(2) Compliance with the percent reduction requirement in § 63.771(d)(1)(ii) or (e)(3) shall be demonstrated by the procedures in paragraphs (g)(2)(i) through (iii) of this section.

(i) The owner or operator must calculate the daily average condenser outlet temperature in accordance with § 63.773(d)(4).

(ii) The owner or operator shall determine the condenser efficiency for the current operating day using the daily average condenser outlet temperature calculated under paragraph (g)(2)(i) of this section and the condenser performance curve established under paragraph (g)(1) of this section.

(iii) Except as provided in paragraphs (g)(2)(iii)(A) and (B) of this section, at the end of each operating day, the owner or operator shall calculate the 365-day average HAP emission reduction from the condenser efficiencies as determined in paragraph (g)(2)(ii) of this section for the preceding 365 operating days. If the owner or operator uses a combination of process modifications and a condenser in accordance with the requirements of § 63.771(e), the 365-day average HAP emission reduction shall be calculated using the emission reduction achieved through process modifications and the condenser efficiency as determined in paragraph (g)(2)(ii) of this section, both for the previous 365 operating days.

(A) After the compliance dates specified in § 63.760(f), an owner or operator with less than 120 days of data for determining average HAP emission reduction, shall calculate the average HAP emission reduction for the first



120 days of operation after the compliance dates. Compliance with the performance requirements is achieved if the 120-day average HAP emission reduction is equal to or greater than 90.0 percent.

(B) After 120 days and no more than 364 days of operation after the compliance dates specified in § 63.760(f), the owner or operator shall calculate the average HAP emission reduction as the HAP emission reduction averaged over the number of days between the current day and the applicable compliance date. Compliance with the performance requirements is achieved if the average HAP emission reduction is equal to or greater than 90.0 percent.

(3) If the owner or operator has data for 365 days or more of operation, compliance is achieved with the emission limitation specified in § 63.771(d)(1)(ii) or (e)(3) if the average HAP emission reduction calculated in paragraph (g)(2)(iii) of this section is equal to or greater than 95.0 percent.

[64 FR 32628, June 17, 1999, as amended at 66 FR 34552, June 29, 2001; 72 FR 38, Jan. 3, 2007]

#### § 63.773 Inspection and monitoring requirements.

(a) This section applies to an owner or operator using air emission controls in accordance with the requirements of §§ 63.765 and 63.766.

(b) [Reserved]

(c) *Cover and closed-vent system inspection and monitoring requirements.* (1) For each closed-vent system or cover required to comply with this section, the owner or operator shall comply with the requirements of paragraphs (c) (2) through (7) of this section.

(2) Except as provided in paragraphs (c)(5) and (6) of this section, each closed-vent system shall be inspected according to the procedures and schedule specified in paragraphs (c)(2)(i) and (ii) of this section, each cover shall be inspected according to the procedures and schedule specified in paragraph (c)(2)(iii) of this section, and each bypass device shall be inspected according to the procedures of paragraph (c)(2)(iv) of this section.

(i) For each closed-vent system joints, seams, or other connections that are permanently or semi-permanently sealed (e.g., a welded joint be-

tween two sections of hard piping or a bolted and gasketed ducting flange), the owner or operator shall:

(A) Conduct an initial inspection according to the procedures specified in § 63.772(c) to demonstrate that the closed-vent system operates with no detectable emissions. Inspection results shall be submitted with the Notification of Compliance Status Report as specified in § 63.775(d)(1) or (2).

(B) Conduct annual visual inspections for defects that could result in air emissions. Defects include, but are not limited to, visible cracks, holes, or gaps in piping; loose connections; or broken or missing caps or other closure devices. The owner or operator shall monitor a component or connection using the procedures in § 63.772(c) to demonstrate that it operates with no detectable emissions following any time the component is repaired or replaced or the connection is unsealed. Inspection results shall be submitted in the Periodic Report as specified in § 63.775(e)(2)(iii).

(ii) For closed-vent system components other than those specified in paragraph (c)(2)(i) of this section, the owner or operator shall:

(A) Conduct an initial inspection according to the procedures specified in § 63.772(c) to demonstrate that the closed-vent system operates with no detectable emissions. Inspection results shall be submitted with the Notification of Compliance Status Report as specified in § 63.775(d)(1) or (2).

(B) Conduct annual inspections according to the procedures specified in § 63.772(c) to demonstrate that the components or connections operate with no detectable emissions. Inspection results shall be submitted in the Periodic Report as specified in § 63.775(e)(2)(iii).

(C) Conduct annual visual inspections for defects that could result in air emissions. Defects include, but are not limited to, visible cracks, holes, or gaps in ductwork; loose connections; or broken or missing caps or other closure devices. Inspection results shall be submitted in the Periodic Report as specified in § 63.775(e)(2)(iii).

(iii) For each cover, the owner or operator shall:

(A) Conduct visual inspections for defects that could result in air emissions.

Defects include, but are not limited to, visible cracks, holes, or gaps in the cover, or between the cover and the separator wall; broken, cracked, or otherwise damaged seals or gaskets on closure devices; and broken or missing hatches, access covers, caps, or other closure devices. In the case where the storage vessel is buried partially or entirely underground, inspection is required only for those portions of the cover that extend to or above the ground surface, and those connections that are on such portions of the cover (e.g., fill ports, access hatches, gauge wells, etc.) and can be opened to the atmosphere.

(B) The inspections specified in paragraph (c)(2)(iii)(A) of this section shall be conducted initially, following the installation of the cover. Inspection results shall be submitted with the Notification of Compliance Status Report as specified in § 63.775(d)(12). Thereafter, the owner or operator shall perform the inspection at least once every calendar year, except as provided in paragraphs (c)(5) and (6) of this section. Annual inspection results shall be submitted in the Periodic Report as specified in § 63.775(e)(2)(iii).

(iv) For each bypass device, except as provided for in § 63.771(c)(3)(ii), the owner or operator shall either:

(A) At the inlet to the bypass device that could divert the steam away from the control device to the atmosphere, set the flow indicator to take a reading at least once every 15 minutes; or

(B) If the bypass device valve is installed at the inlet to the bypass device is secured in the non-diverting position using a car-seal or a lock-and-key type configuration, visually inspect the seal or closure mechanism at least once every month to verify that the valve is maintained in the non-diverting position and the vent stream is not diverted through the bypass device.

(3) In the event that a leak or defect is detected, the owner or operator shall repair the leak or defect as soon as practicable, except as provided in paragraph (c)(4) of this section.

(i) A first attempt at repair shall be made no later than 5 calendar days after the leak is detected.

(ii) Repair shall be completed no later than 15 calendar days after the leak is detected.

(4) Delay of repair of a closed-vent system or cover for which leaks or defects have been detected is allowed if the repair is technically infeasible without a shutdown, as defined in § 63.761, or if the owner or operator determines that emissions resulting from immediate repair would be greater than the fugitive emissions likely to result from delay of repair. Repair of such equipment shall be complete by the end of the next shutdown.

(5) Any parts of the closed-vent system or cover that are designated, as described in paragraphs (c)(5) (i) and (ii) of this section, as unsafe to inspect are exempt from the inspection requirements of paragraphs (c)(2)(i), (ii), and (iii) of this section if:

(i) The owner or operator determines that the equipment is unsafe to inspect because inspecting personnel would be exposed to an imminent or potential danger as a consequence of complying with paragraphs (c)(2)(i), (ii), or (iii) of this section; and

(ii) The owner or operator has a written plan that requires inspection of the equipment as frequently as practicable during safe-to-inspect times.

(6) Any parts of the closed-vent system or cover that are designated, as described in paragraphs (c)(6) (i) and (ii) of this section, as difficult to inspect are exempt from the inspection requirements of paragraphs (c)(2)(i), (ii), and (iii) of this section if:

(i) The owner or operator determines that the equipment cannot be inspected without elevating the inspecting personnel more than 2 meters above a support surface; and

(ii) The owner or operator has a written plan that requires inspection of the equipment at least once every 5 years.

(7) Records shall be maintained as specified in § 63.774(b)(5) through (8).

(d) *Control device monitoring requirements.* (1) For each control device, except as provided for in paragraph (d)(2) of this section, the owner or operator shall install and operate a continuous parameter monitoring system in accordance with the requirements of paragraphs (d)(3) through (9) of this

section. Owners or operators that install and operate a flare in accordance with § 63.771(d)(1)(iii) are exempt from the requirements of paragraphs (d)(4) and (5) of this section. The continuous monitoring system shall be designed and operated so that a determination can be made on whether the control device is achieving the applicable performance requirements of § 63.771(d) or (e)(3). The continuous parameter monitoring system shall meet the following specifications and requirements:

(i) Each continuous parameter monitoring system shall measure data values at least once every hour and record either:

(A) Each measured data value; or

(B) Each block average value for each 1-hour period or shorter periods calculated from all measured data values during each period. If values are measured more frequently than once per minute, a single value for each minute may be used to calculate the hourly (or shorter period) block average instead of all measured values.

(ii) The monitoring system must be installed, calibrated, operated, and maintained in accordance with the manufacturer's specifications or other written procedures that provide reasonable assurance that the monitoring equipment is operating properly.

(2) An owner or operator is exempt from the monitoring requirements specified in paragraphs (d)(3) through (9) of this section for the following types of control devices:

(i) A boiler or process heater in which all vent streams are introduced with the primary fuel or is used as the primary fuel; or

(ii) A boiler or process heater with a design heat input capacity equal to or greater than 44 megawatts.

(3) The owner or operator shall install, calibrate, operate, and maintain a device equipped with a continuous recorder to measure the values of operating parameters appropriate for the control device as specified in either paragraph (d)(3)(i), (d)(3)(ii), or (d)(3)(iii) of this section.

(i) A continuous monitoring system that measures the following operating parameters as applicable:

(A) For a thermal vapor incinerator, a temperature monitoring device

equipped with a continuous recorder. The monitoring device shall have a minimum accuracy of  $\pm 2$  percent of the temperature being monitored in  $^{\circ}\text{C}$ , or  $\pm 2.5$   $^{\circ}\text{C}$ , whichever value is greater. The temperature sensor shall be installed at a location in the combustion chamber downstream of the combustion zone.

(B) For a catalytic vapor incinerator, a temperature monitoring device equipped with a continuous recorder. The device shall be capable of monitoring temperature at two locations and have a minimum accuracy of  $\pm 2$  percent of the temperature being monitored in  $^{\circ}\text{C}$ , or  $\pm 2.5$   $^{\circ}\text{C}$ , whichever value is greater. One temperature sensor shall be installed in the vent stream at the nearest feasible point to the catalyst bed inlet and a second temperature sensor shall be installed in the vent stream at the nearest feasible point to the catalyst bed outlet.

(C) For a flare, a heat sensing monitoring device equipped with a continuous recorder that indicates the continuous ignition of the pilot flame.

(D) For a boiler or process heater with a design heat input capacity of less than 44 megawatts, a temperature monitoring device equipped with a continuous recorder. The temperature monitoring device shall have a minimum accuracy of  $\pm 2$  percent of the temperature being monitored in  $^{\circ}\text{C}$ , or  $\pm 2.5$   $^{\circ}\text{C}$ , whichever value is greater. The temperature sensor shall be installed at a location in the combustion chamber downstream of the combustion zone.

(E) For a condenser, a temperature monitoring device equipped with a continuous recorder. The temperature monitoring device shall have a minimum accuracy of  $\pm 2$  percent of the temperature being monitored in  $^{\circ}\text{C}$ , or  $\pm 2.5$   $^{\circ}\text{C}$ , whichever value is greater. The temperature sensor shall be installed at a location in the exhaust vent stream from the condenser.

(F) For a regenerative-type carbon adsorption system:

(i) A continuous parameter monitoring system to measure and record the average total regeneration stream mass flow or volumetric flow during each carbon bed regeneration cycle. The integrating regenerating stream

flow monitoring device must have an accuracy of  $\pm 10$  percent; and

(2) A continuous parameter monitoring system to measure and record the average carbon bed temperature for the duration of the carbon bed steaming cycle and to measure the actual carbon bed temperature after regeneration and within 15 minutes of completing the cooling cycle. The temperature monitoring device shall have a minimum accuracy of  $\pm 2$  percent of the temperature being monitored in  $^{\circ}\text{C}$ , or  $\pm 2.5$   $^{\circ}\text{C}$ , whichever value is greater.

(G) For a nonregenerative-type carbon adsorption system, the owner or operator shall monitor the design carbon replacement interval established using a performance test performed in accordance with § 63.772(e)(3) or a design analysis in accordance with § 63.772(e)(4)(i)(F) and shall be based on the total carbon working capacity of the control device and source operating schedule.

(ii) A continuous monitoring system that measures the concentration level of organic compounds in the exhaust vent stream from the control device using an organic monitoring device equipped with a continuous recorder. The monitor must meet the requirements of Performance Specification 8 or 9 of appendix B of 40 CFR part 60 and must be installed, calibrated, and maintained according to the manufacturer's specifications.

(iii) A continuous monitoring system that measures alternative operating parameters other than those specified in paragraph (d)(3)(i) or (d)(3)(ii) of this section upon approval of the Administrator as specified in § 63.8(f)(1) through (5).

(4) Using the data recorded by the monitoring system, the owner or operator must calculate the daily average value for each monitored operating parameter for each operating day. If the HAP emissions unit operation is continuous, the operating day is a 24-hour period. If HAP emissions unit operation is not continuous, the operating day is the total number of hours of control device operation per 24-hour period. Valid data points must be available for 75 percent of the operating hours in an operating day to compute the daily average.

(5) For each operating parameter monitor installed in accordance with the requirements of paragraph (d)(3) of this section, the owner or operator shall comply with paragraph (d)(5)(i) of this section for all control devices, and when condensers are installed, the owner or operator shall also comply with paragraph (d)(5)(ii) of this section.

(i) The owner or operator shall establish a minimum operating parameter value or a maximum operating parameter value, as appropriate for the control device, to define the conditions at which the control device must be operated to continuously achieve the applicable performance requirements of § 63.771(d)(1) or § 63.771(e)(3)(ii). Each minimum or maximum operating parameter value shall be established as follows:

(A) If the owner or operator conducts performance tests in accordance with the requirements of § 63.772(e)(3) to demonstrate that the control device achieves the applicable performance requirements specified in § 63.771(d)(1) or § 63.771(e)(3)(ii), then the minimum operating parameter value or the maximum operating parameter value shall be established based on values measured during the performance test and supplemented, as necessary, by control device design analysis or control device manufacturer recommendations or a combination of both.

(B) If the owner or operator uses a control device design analysis in accordance with the requirements of § 63.772(e)(4) to demonstrate that the control device achieves the applicable performance requirements specified in § 63.771(d)(1) or (e)(3)(ii), then the minimum operating parameter value or the maximum operating parameter value shall be established based on the control device design analysis and may be supplemented by the control device manufacturer's recommendations.

(ii) The owner or operator shall establish a condenser performance curve showing the relationship between condenser outlet temperature and condenser control efficiency. The curve shall be established as follows:

(A) If the owner or operator conducts a performance test in accordance with the requirements of § 63.772(e)(3) to demonstrate that the condenser

achieves the applicable performance requirements in § 63.771(d)(1) or (e)(3)(ii), then the condenser performance curve shall be based on values measured during the performance test and supplemented as necessary by control device design analysis, or control device manufacturer's recommendations, or a combination or both.

(B) If the owner or operator uses a control device design analysis in accordance with the requirements of § 63.772(e)(4)(i)(D) to demonstrate that the condenser achieves the applicable performance requirements specified in § 63.771(d)(1) or (e)(3)(ii), then the condenser performance curve shall be based on the condenser design analysis and may be supplemented by the control device manufacturer's recommendations.

(C) As an alternative to paragraphs (d)(5)(i)(A) and (B) of this section, the owner or operator may elect to use the procedures documented in the GRI report entitled, "Atmospheric Rich/Lean Method for Determining Glycol Dehydrator Emissions" (GRI-95/0368.1) as inputs for the model GRI-GLYCalc™, Version 3.0 or higher, to generate a condenser performance curve.

(6) An excursion for a given control device is determined to have occurred when the monitoring data or lack of monitoring data result in any one of the criteria specified in paragraphs (d)(6)(i) through (d)(6)(v) of this section being met. When multiple operating parameters are monitored for the same control device and during the same operating day and more than one of these operating parameters meets an excursion criterion specified in paragraphs (d)(6)(i) through (d)(6)(v) of this section, then a single excursion is determined to have occurred for the control device for that operating day.

(i) An excursion occurs when the daily average value of a monitored operating parameter is less than the minimum operating parameter limit (or, if applicable, greater than the maximum operating parameter limit) established for the operating parameter in accordance with the requirements of paragraph (d)(5)(i) of this section.

(ii) An excursion occurs when the 365-day average condenser efficiency calculated according to the requirements

specified in § 63.772(g)(2)(iii) is less than 95.0 percent.

(iii) If an owner or operator has less than 365 days of data, an excursion occurs when the average condenser efficiency calculated according to the procedures specified in § 63.772(g)(2)(iii)(A) or (B) is less than 90.0 percent.

(iv) An excursion occurs when the monitoring data are not available for at least 75 percent of the operating hours in a day.

(v) If the closed-vent system contains one or more bypass devices that could be used to divert all or a portion of the gases, vapors, or fumes from entering the control device, an excursion occurs when:

(A) For each bypass line subject to § 63.771(c)(3)(i)(A) the flow indicator indicates that flow has been detected and that the stream has been diverted away from the control device to the atmosphere.

(B) For each bypass line subject to § 63.771(c)(3)(i)(B), if the seal or closure mechanism has been broken, the bypass line valve position has changed, the key for the lock-and-key type lock has been checked out, or the car-seal has broken.

(7) For each excursion, except as provided for in paragraph (d)(8) of this section, the owner or operator shall be deemed to have failed to have applied control in a manner that achieves the required operating parameter limits. Failure to achieve the required operating parameter limits is a violation of this standard.

(8) An excursion is not a violation of the operating parameter limit as specified in paragraphs (d)(8)(i) and (d)(8)(ii) of this section.

(i) An excursion does not count toward the number of excused excursions allowed under paragraph (d)(8)(ii) of this section when the excursion occurs during any one of the following periods:

(A) During a period of startup, shutdown, or malfunction when the affected facility is operated during such period in accordance with § 63.6(e)(1); or

(B) During periods of non-operation of the unit or the process that is vented to the control device (resulting in cessation of HAP emissions to which the monitoring applies).

(ii) For each control device, or combinations of control devices installed on the same HAP emissions unit, one excused excursion is allowed per semi-annual period for any reason. The initial semiannual period is the 6-month reporting period addressed by the first Periodic Report submitted by the owner or operator in accordance with § 63.775(e) of this subpart.

(9) Nothing in paragraphs (d)(1) through (d)(8) of this section shall be construed to allow or excuse a monitoring parameter excursion caused by any activity that violates other applicable provisions of this subpart.

[64 FR 32628, June 17, 1999, as amended at 66 FR 34553, June 29, 2001; 68 FR 37353, June 23, 2003; 71 FR 20457, Apr. 20, 2006]

**§ 63.774 Recordkeeping requirements.**

(a) The recordkeeping provisions of 40 CFR part 63, subpart A, that apply and those that do not apply to owners and operators of sources subject to this subpart are listed in Table 2 of this subpart.

(b) Except as specified in paragraphs (c), (d), and (f) of this section, each owner or operator of a facility subject to this subpart shall maintain the records specified in paragraphs (b)(1) through (11) of this section:

(1) The owner or operator of an affected source subject to the provisions of this subpart shall maintain files of all information (including all reports and notifications) required by this subpart. The files shall be retained for at least 5 years following the date of each occurrence, measurement, maintenance, corrective action, report or period.

(i) All applicable records shall be maintained in such a manner that they can be readily accessed.

(ii) The most recent 12 months of records shall be retained on site or shall be accessible from a central location by computer or other means that provides access within 2 hours after a request.

(iii) The remaining 4 years of records may be retained offsite.

(iv) Records may be maintained in hard copy or computer-readable form including, but not limited to, on paper, microfilm, computer, floppy disk, magnetic tape, or microfiche.

(2) Records specified in § 63.10(b)(2);

(3) Records specified in § 63.10(c) for each monitoring system operated by the owner or operator in accordance with the requirements of § 63.773(d). Notwithstanding the requirements of § 63.10(c), monitoring data recorded during periods identified in paragraphs (b)(3)(i) through (b)(3)(iv) of this section shall not be included in any average or percent leak rate computed under this subpart. Records shall be kept of the times and durations of all such periods and any other periods during process or control device operation when monitors are not operating.

(i) Monitoring system breakdowns, repairs, calibration checks, and zero (low-level) and high-level adjustments;

(ii) Startups, shutdowns, or malfunction events. During startups, shutdowns, or malfunction events, the owner or operator shall maintain records indicating whether or not the startup, shutdown or malfunction plan required under § 63.762(d), was followed.

(iii) Periods of non-operation resulting in cessation of the emissions to which the monitoring applies; and

(iv) Excursions due to invalid data as defined in § 63.773(d)(6)(iv).

(4) Each owner or operator using a control device to comply with § 63.764 of this subpart shall keep the following records up-to-date and readily accessible:

(i) Continuous records of the equipment operating parameters specified to be monitored under § 63.773(d) or specified by the Administrator in accordance with § 63.773(d)(3)(iii). For flares, the hourly records and records of pilot flame outages specified in paragraph (e) of this section shall be maintained in place of continuous records.

(ii) Records of the daily average value of each continuously monitored parameter for each operating day determined according to the procedures specified in § 63.773(d)(4) of this subpart, except as specified in paragraphs (b)(4)(ii)(A) and (B) of this section.

(A) For flares, the records required in paragraph (e) of this section.

(B) For condensers installed to comply with § 63.765, records of the annual 365-day rolling average condenser efficiency determined under § 63.772(g)

shall be kept in addition to the daily averages.

(iii) Hourly records of whether the flow indicator specified under § 63.771(c)(3)(i)(A) was operating and whether flow was detected at any time during the hour, as well as records of the times and durations of all periods when the vent stream is diverted from the control device or the monitor is not operating.

(iv) Where a seal or closure mechanism is used to comply with § 63.771(c)(3)(i)(B), hourly records of flow are not required. In such cases, the owner or operator shall record that the monthly visual inspection of the seals or closure mechanism has been done, and shall record the duration of all periods when the seal mechanism is broken, the bypass line valve position has changed, or the key for a lock-and-key type lock has been checked out, and records of any car-seal that has broken.

(5) Records identifying all parts of the cover or closed-vent system that are designated as unsafe to inspect in accordance with § 63.773(c)(5), an explanation of why the equipment is unsafe to inspect, and the plan for inspecting the equipment.

(6) Records identifying all parts of the cover or closed-vent system that are designated as difficult to inspect in accordance with § 63.773(c)(6), an explanation of why the equipment is difficult to inspect, and the plan for inspecting the equipment.

(7) For each inspection conducted in accordance with § 63.773(c), during which a leak or defect is detected, a record of the information specified in paragraphs (b)(7)(i) through (b)(7)(viii) of this section.

(i) The instrument identification numbers, operator name or initials, and identification of the equipment.

(ii) The date the leak or defect was detected and the date of the first attempt to repair the leak or defect.

(iii) Maximum instrument reading measured by the method specified in § 63.772(c) after the leak or defect is successfully repaired or determined to be nonreparable.

(iv) "Repair delayed" and the reason for the delay if a leak or defect is not

repaired within 15 calendar days after discovery of the leak or defect.

(v) The name, initials, or other form of identification of the owner or operator (or designee) whose decision it was that repair could not be effected without a shutdown.

(vi) The expected date of successful repair of the leak or defect if a leak or defect is not repaired within 15 calendar days.

(vii) Dates of shutdowns that occur while the equipment is unrepaired.

(viii) The date of successful repair of the leak or defect.

(8) For each inspection conducted in accordance with § 63.773(c) during which no leaks or defects are detected, a record that the inspection was performed, the date of the inspection, and a statement that no leaks or defects were detected.

(9) Records identifying ancillary equipment and compressors that are subject to and controlled under the provisions of 40 CFR part 60, subpart KKK; 40 CFR part 61, subpart V; or 40 CFR part 63, subpart H.

(10) Records of glycol dehydration unit baseline operations calculated as required under § 63.771(e)(1).

(11) Records required in § 63.771(e)(3)(i) documenting that the facility continues to operate under the conditions specified in § 63.771(e)(2).

(c) An owner or operator that elects to comply with the benzene emission limit specified in § 63.765(b)(1)(ii) shall document, to the Administrator's satisfaction, the following items:

(1) The method used for achieving compliance and the basis for using this compliance method; and

(2) The method used for demonstrating compliance with 0.90 megagrams per year of benzene.

(3) Any information necessary to demonstrate compliance as required in the methods specified in paragraphs (c)(1) and (c)(2) of this section.

(d)(1) An owner or operator of a glycol dehydration unit that meets the exemption criteria in § 63.764(e)(1)(i) or § 63.764(e)(1)(ii) shall maintain the records specified in paragraph (d)(1)(i) or paragraph (d)(1)(ii) of this section, as appropriate, for that glycol dehydration unit.

(i) The actual annual average natural gas throughput (in terms of natural gas flowrate to the glycol dehydration unit per day) as determined in accordance with § 63.772(b)(1), or

(ii) The actual average benzene emissions (in terms of benzene emissions per year) as determined in accordance with § 63.772(b)(2).

(2) An owner or operator that is exempt from the control requirements under § 63.764(e)(2) of this subpart shall maintain the following records:

(i) Information and data used to demonstrate that a piece of ancillary equipment or a compressor is not in VHAP service or not in wet gas service shall be recorded in a log that is kept in a readily accessible location.

(ii) Identification and location of ancillary equipment or compressors, located at a natural gas processing plant subject to this subpart, that is in VHAP service less than 300 hours per year.

(e) Record the following when using a flare to comply with § 63.771(d):

(1) Flare design (i.e., steam-assisted, air-assisted, or non-assisted);

(2) All visible emission readings, heat content determinations, flowrate measurements, and exit velocity determinations made during the compliance determination required by § 63.772(e)(2); and

(3) All hourly records and other recorded periods when the pilot flame is absent.

(f) The owner or operator of an area source not located within a UA plus offset and UC boundary must keep a record of the calculation used to determine the optimum glycol circulation rate in accordance with § 63.764(d)(2)(i) or § 63.764(d)(2)(ii), as applicable.

[64 FR 32628, June 17, 1999, as amended at 66 FR 34554, June 29, 2001; 72 FR 39, Jan. 3, 2007]

**§ 63.775 Reporting requirements.**

(a) The reporting provisions of subpart A of this part, that apply and those that do not apply to owners and operators of sources subject to this subpart are listed in Table 2 of this subpart.

(b) Each owner or operator of a major source subject to this subpart shall submit the information listed in paragraphs (b)(1) through (b)(6) of this sec-

tion, except as provided in paragraphs (b)(7) and (b)(8) of this section.

(1) The initial notifications required for existing affected sources under § 63.9(b)(2) shall be submitted by 1 year after an affected source becomes subject to the provisions of this subpart or by June 17, 2000, whichever is later. Affected sources that are major sources on or before June 17, 2000 and plan to be area sources by June 17, 2002 shall include in this notification a brief, non-binding description of a schedule for the action(s) that are planned to achieve area source status.

(2) The date of the performance evaluation as specified in § 63.8(e)(2), required only if the owner or operator is required by the Administrator to conduct a performance evaluation for a continuous monitoring system. A separate notification of the performance evaluation is not required if it is included in the initial notification submitted in accordance with paragraph (b)(1) of this section.

(3) The planned date of a performance test at least 60 days before the test in accordance with § 63.7(b). Unless requested by the Administrator, a site-specific test plan is not required by this subpart. If requested by the Administrator, the owner or operator must also submit the site-specific test plan required by § 63.7(c) with the notification of the performance test. A separate notification of the performance test is not required if it is included in the initial notification submitted in accordance with paragraph (b)(1) of this section.

(4) A Notification of Compliance Status report as described in paragraph (d) of this section;

(5) Periodic Reports as described in paragraph (e) of this section; and

(6) Startup, shutdown, and malfunction reports specified in § 63.10(d)(5) shall be submitted as required. Separate startup, shutdown, and malfunction reports as described in § 63.10(d)(5) are not required if the information is included in the Periodic Report specified in paragraph (e) of this section.

(7) Each owner or operator of a glycol dehydration unit subject to this subpart that is exempt from the control requirements for glycol dehydration unit process vents in § 63.765, is exempt



from all reporting requirements for major sources in this subpart, for that unit.

(8) Each owner or operator of ancillary equipment and compressors subject to this subpart that are exempt from the control requirements for equipment leaks in § 63.769, are exempt from all reporting requirements for major sources in this subpart, for that equipment.

(c) Except as provided in paragraph (c)(8), each owner or operator of an area source subject to this subpart shall submit the information listed in paragraph (c)(1) of this section. If the source is located within a UA plus offset and UC boundary, the owner or operator shall also submit the information listed in paragraphs (c)(2) through (6) of this section. If the source is not located within any UA plus offset and UC boundaries, the owner or operator shall also submit the information listed within paragraph (c)(7).

(1) The initial notifications required under § 63.9(b)(2) not later than January 3, 2008. In addition to submitting your initial notification to the addressees specified under § 63.9(a), you must also submit a copy of the initial notification to EPA's Office of Air Quality Planning and Standards. Send your notification via e-mail to *CCG-ONG@EPA.GOV* or via U.S. mail or other mail delivery service to U.S. EPA, Sector Policies and Programs Division/Coatings and Chemicals Group (E143-01), Attn: Oil and Gas Project Leader, Research Triangle Park, NC 27711.

(2) The date of the performance evaluation as specified in § 63.8(e)(2) if an owner or operator is required by the Administrator to conduct a performance evaluation for a continuous monitoring system.

(3) The planned date of a performance test at least 60 days before the test in accordance with § 63.7(b). Unless requested by the Administrator, a site-specific test plan is not required by this subpart. If requested by the Administrator, the owner or operator must submit the site-specific test plan required by § 63.7(c) with the notification of the performance test. A separate notification of the performance test is not required if it is included in

the initial notification submitted in accordance with paragraph (c)(1) of this section.

(4) A Notification of Compliance Status as described in paragraph (d) of this section;

(5) Periodic reports as described in paragraph (e)(3) of this section; and

(6) Startup, shutdown, and malfunction reports specified in § 63.10(d)(5). Separate startup, shutdown, and malfunction reports as described in § 63.10(d)(5) are not required if the information is included in the Periodic Report specified in paragraph (e) of this section.

(7) The information listed in paragraphs (c)(1)(i) through (v) of this section. This information shall be submitted with the initial notification.

(i) Documentation of the source's location relative to the nearest UA plus offset and UC boundaries. This information shall include the latitude and longitude of the affected source; whether the source is located in an urban cluster with 10,000 people or more; the distance in miles to the nearest urbanized area boundary if the source is not located in an urban cluster with 10,000 people or more; and the names of the nearest urban cluster with 10,000 people or more and nearest urbanized area.

(ii) Calculation of the optimum glycol circulation rate determined in accordance with § 63.764(d)(2)(i).

(iii) If applicable, documentation of the alternate glycol circulation rate calculated using GRI-GLYCalc™, Version 3.0 or higher and documentation stating why the TEG dehydration unit must operate using the alternate glycol circulation rate.

(iv) The name of the manufacturer and the model number of the glycol circulation pump(s) in operation.

(v) Statement by a responsible official, with that official's name, title, and signature, certifying that the facility will always operate the glycol dehydration unit using the optimum circulation rate determined in accordance with § 63.764(d)(2)(i) or § 63.764(d)(2)(ii), as applicable.

(8) An owner or operator of a TEG dehydration unit located at an area source that meets the criteria in § 63.764(e)(1)(i) or § 63.764(e)(1)(ii) is exempt from the reporting requirements

for area sources in paragraphs (c)(1) through (7) of this section, for that unit.

(d) Each owner or operator of a source subject to this subpart shall submit a Notification of Compliance Status Report as required under § 63.9(h) within 180 days after the compliance date specified in § 63.760(f). In addition to the information required under § 63.9(h), the Notification of Compliance Status Report shall include the information specified in paragraphs (d)(1) through (12) of this section. This information may be submitted in an operating permit application, in an amendment to an operating permit application, in a separate submittal, or in any combination of the three. If all of the information required under this paragraph has been submitted at any time prior to 180 days after the applicable compliance dates specified in § 63.760(f), a separate Notification of Compliance Status Report is not required. If an owner or operator submits the information specified in paragraphs (d)(1) through (12) of this section at different times, and/or different submittals, subsequent submittals may refer to previous submittals instead of duplicating and resubmitting the previously submitted information.

(1) If a closed-vent system and a control device other than a flare are used to comply with § 63.764, the owner or operator shall submit the information in paragraph (d)(1)(iii) of this section and the information in either paragraph (d)(1)(i) or (ii) of this section.

(i) The design analysis documentation specified in § 63.772(e)(4) of this subpart, if the owner or operator elects to prepare a design analysis.

(ii) If the owner or operator elects to conduct a performance test, the performance test results including the information specified in paragraphs (d)(1)(ii)(A) and (B) of this section. Results of a performance test conducted prior to the compliance date of this subpart can be used provided that the test was conducted using the methods specified in § 63.772(e)(3) and that the test conditions are representative of current operating conditions.

(A) The percent reduction of HAP or TOC, or the outlet concentration of HAP or TOC (parts per million by vol-

ume on a dry basis), determined as specified in § 63.772(e)(3) of this subpart; and

(B) The value of the monitored parameters specified in § 773(d) of this subpart, or a site-specific parameter approved by the permitting agency, averaged over the full period of the performance test.

(iii) The results of the closed-vent system initial inspections performed according to the requirements in § 63.773(c)(2)(i) and (ii).

(2) If a closed-vent system and a flare are used to comply with § 63.764, the owner or operator shall submit performance test results including the information in paragraphs (d)(2)(i) and (ii) of this section. The owner or operator shall also submit the information in paragraph (d)(2)(iii) of this section.

(i) All visible emission readings, heat content determinations, flowrate measurements, and exit velocity determinations made during the compliance determination required by § 63.772(e)(2) of this subpart.

(ii) A statement of whether a flame was present at the pilot light over the full period of the compliance determination.

(iii) The results of the closed-vent system initial inspections performed according to the requirements in § 63.773(c)(2)(i) and (ii).

(3) For each owner or operator subject to the provisions specified in § 63.769, the owner or operator shall submit the information required by § 61.247(a), except that the initial report required in § 61.247(a) shall be submitted as a part of the Notification of Compliance Status Report required in paragraph (d) of this section. The owner or operator shall also submit the information specified in paragraphs (d)(3) (i) and (ii) of this section.

(i) The number of each equipment (e.g., valves, pumps, etc.) excluding equipment in vacuum service, and

(ii) Any change in the information submitted in this paragraph shall be provided to the Administrator as a part of subsequent Periodic Reports described in paragraph (e)(2)(iv) of this section.

(4) The owner or operator shall submit one complete test report for each

test method used for a particular source.

(i) For additional tests performed using the same test method, the results specified in paragraph (d)(1)(ii) of this section shall be submitted, but a complete test report is not required.

(ii) A complete test report shall include a sampling site description, description of sampling and analysis procedures and any modifications to standard procedures, quality assurance procedures, record of operating conditions during the test, record of preparation of standards, record of calibrations, raw data sheets for field sampling, raw data sheets for field and laboratory analyses, documentation of calculations, and any other information required by the test method.

(5) For each control device other than a flare used to meet the requirements of § 63.764, the owner or operator shall submit the information specified in paragraphs (d)(5) (i) through (iii) of this section for each operating parameter required to be monitored in accordance with the requirements of § 63.773(d).

(i) The minimum operating parameter value or maximum operating parameter value, as appropriate for the control device, established by the owner or operator to define the conditions at which the control device must be operated to continuously achieve the applicable performance requirements of § 63.771(d)(1) or (e)(3)(ii).

(ii) An explanation of the rationale for why the owner or operator selected each of the operating parameter values established in § 63.773(d)(5). This explanation shall include any data and calculations used to develop the value and a description of why the chosen value indicates that the control device is operating in accordance with the applicable requirements of § 63.771(d)(1) or § 63.771(e)(3)(ii).

(iii) A definition of the source's operating day for purposes of determining daily average values of monitored parameters. The definition shall specify the times at which an operating day begins and ends.

(6) Results of any continuous monitoring system performance evaluations shall be included in the Notification of Compliance Status Report.

(7) After a title V permit has been issued to the owner or operator of an affected source, the owner or operator of such source shall comply with all requirements for compliance status reports contained in the source's title V permit, including reports required under this subpart. After a title V permit has been issued to the owner or operator of an affected source, and each time a notification of compliance status is required under this subpart, the owner or operator of such source shall submit the notification of compliance status to the appropriate permitting authority following completion of the relevant compliance demonstration activity specified in this subpart.

(8) The owner or operator that elects to comply with the requirements of § 63.765(b)(1)(ii) shall submit the records required under § 63.774(c).

(9) The owner or operator shall submit the analysis performed under § 63.760(a)(1).

(10) The owner or operator shall submit a statement as to whether the source has complied with the requirements of this subpart.

(11) The owner or operator shall submit the analysis prepared under § 63.771(e)(2) to demonstrate the conditions by which the facility will be operated to achieve an overall HAP emission reduction of 95.0 percent through process modifications or a combination of process modifications and one or more control devices.

(12) If a cover is installed to comply with § 63.764, the results of the initial inspection performed according to the requirements specified in § 63.773(c)(2)(iii).

(e) *Periodic Reports.* An owner or operator of a major source shall prepare Periodic Reports in accordance with paragraphs (e) (1) and (2) of this section and submit them to the Administrator. An owner or operator of an area source shall prepare Periodic Reports in accordance with paragraph (e)(3) of this section and submit them to the Administrator.

(1) An owner or operator shall submit Periodic Reports semiannually beginning 60 calendar days after the end of the applicable reporting period. The first report shall be submitted no later

than 240 days after the date the Notification of Compliance Status Report is due and shall cover the 6-month period beginning on the date the Notification of Compliance Status Report is due.

(2) The owner or operator shall include the information specified in paragraphs (e)(2)(i) through (x) of this section, as applicable.

(i) The information required under § 63.10(e)(3). For the purposes of this subpart and the information required under § 63.10(e)(3), excursions (as defined in § 63.773(d)(6)) shall be considered excess emissions.

(ii) A description of all excursions as defined in § 63.773(d)(6) of this subpart that have occurred during the 6-month reporting period.

(A) For each excursion caused when the daily average value of a monitored operating parameter is less than the minimum operating parameter limit (or, if applicable, greater than the maximum operating parameter limit), as specified in § 63.773(d)(6)(i), the report must include the daily average values of the monitored parameter, the applicable operating parameter limit, and the date and duration of the period that the excursion occurred.

(B) For each excursion caused when the 365-day average condenser control efficiency is less than 95.0 percent, as specified in § 63.773(d)(6)(ii), the report must include the 365-day average values of the condenser control efficiency, and the date and duration of the period that the excursion occurred.

(C) For each excursion caused when condenser control efficiency is less than 90.0 percent, as calculated according to the procedures specified in § 63.772(g)(2)(iii) (A) or (B), the report must include the average values of the condenser control efficiency, and the date and duration of the period that the excursion occurred.

(D) For each excursion caused by the lack of monitoring data, as specified in § 63.773(d)(6)(iv), the report must include the date and duration of the period when the monitoring data were not collected and the reason why the data were not collected.

(iii) For each inspection conducted in accordance with § 63.773(c) during which a leak or defect is detected, the records

specified in § 63.774(b)(7) must be included in the next Periodic Report.

(iv) For each owner or operator subject to the provisions specified in § 63.769, the owner or operator shall comply with the reporting requirements specified in 40 CFR 61.247, except that the Periodic Reports shall be submitted on the schedule specified in paragraph (e)(1) of this section.

(v) For each closed-vent system with a bypass line subject to § 63.771(c)(3)(i)(A), records required under § 63.774(b)(4)(iii) of all periods when the vent stream is diverted from the control device through a bypass line. For each closed-vent system with a bypass line subject to § 63.771(c)(3)(i)(B), records required under § 63.774(b)(4)(iv) of all periods in which the seal mechanism is broken, the bypass valve position has changed, or the key to unlock the bypass line valve was checked out.

(vi) If an owner or operator elects to comply with § 63.765(b)(1)(ii), the records required under § 63.774(c)(3).

(vii) The information in paragraphs (e)(2)(vii) (A) and (B) of this section shall be stated in the Periodic Report, when applicable.

(A) No excursions.

(B) No continuous monitoring system has been inoperative, out of control, repaired, or adjusted.

(viii) Any change in compliance methods as specified in § 63.772(f).

(ix) If the owner or operator elects to comply with § 63.765(c)(2), the records required under § 63.774(b)(11).

(x) For flares, the records specified in § 63.774(e)(3).

(3) An owner or operator of an area source located inside a UA plus offset and UC boundary shall prepare and submit Periodic Reports in accordance with paragraphs (e)(3)(i) through (iii) of this section.

(i) Periodic reports must be submitted on an annual basis. The first reporting period shall cover the period beginning on the date the Notification of Compliance Status Report is due and ending on December 31. The report shall be submitted within 30 days after the end of the reporting period.

(ii) Subsequent reporting periods begin every January 1 and end on December 31. Subsequent reports shall be

submitted within 30 days following the end of the reporting period.

(iii) The periodic reports must contain the information included in paragraph (e)(2) of this section.

(f) *Notification of process change.* Whenever a process change is made, or a change in any of the information submitted in the Notification of Compliance Status Report, the owner or operator shall submit a report within 180 days after the process change is made or as a part of the next Periodic Report as required under paragraph (e) of this section, whichever is sooner. The report shall include:

(1) A brief description of the process change;

(2) A description of any modification to standard procedures or quality assurance procedures;

(3) Revisions to any of the information reported in the original Notification of Compliance Status Report under paragraph (d) of this section; and

(4) Information required by the Notification of Compliance Status Report under paragraph (d) of this section for changes involving the addition of processes or equipment.

[64 FR 32628, June 17, 1999, as amended at 66 FR 34554, June 29, 2001; 72 FR 39, Jan. 3, 2007]

#### **§ 63.776 Implementation and enforcement.**

(a) This subpart can be implemented and enforced by the U.S. EPA, or a delegated authority such as the applicable State, local, or Tribal agency. If the U.S. EPA Administrator has delegated authority to a State, local, or Tribal agency, then that agency, in addition to the U.S. EPA, has the authority to implement and enforce this subpart. Contact the applicable U.S. EPA Regional Office to find out if this subpart is delegated to a State, local, or Tribal agency.

(b) In delegating implementation and enforcement authority of this subpart to a State, local, or Tribal agency under subpart E of this part, the authorities contained in paragraph (c) of this section are retained by the Administrator of U.S. EPA and cannot be transferred to the State, local, or Tribal agency.

(c) The authorities that cannot be delegated to State, local, or Tribal

agencies are as specified in paragraphs (c)(1) through (4) of this section.

(1) Approval of alternatives to the requirements in §§ 63.760, 63.764 through 63.766, 63.769, 63.771, and 63.777.

(2) Approval of major alternatives to test methods under § 63.7(e)(2)(ii) and (f), as defined in § 63.90, and as required in this subpart.

(3) Approval of major alternatives to monitoring under § 63.8(f), as defined in § 63.90, and as required in this subpart.

(4) Approval of major alternatives to recordkeeping and reporting under § 63.10(f), as defined in § 63.90, and as required in this subpart.

#### **§ 63.777 Alternative means of emission limitation.**

(a) If, in the judgment of the Administrator, an alternative means of emission limitation will achieve a reduction in HAP emissions at least equivalent to the reduction in HAP emissions from that source achieved under the applicable requirements in §§ 63.764 through 63.771, the Administrator will publish in the FEDERAL REGISTER a notice permitting the use of the alternative means for purposes of compliance with that requirement. The notice may condition the permission on requirements related to the operation and maintenance of the alternative means.

(b) Any notice under paragraph (a) of this section shall be published only after public notice and an opportunity for a hearing.

(c) Any person seeking permission to use an alternative means of compliance under this section shall collect, verify, and submit to the Administrator information demonstrating that the alternative achieves equivalent emission reductions.

#### **§§ 63.778–63.779 [Reserved]**

#### **APPENDIX TO SUBPART HH OF PART 63— TABLES**

**TABLE 1 TO SUBPART HH OF PART 63—LIST OF  
HAZARDOUS AIR POLLUTANTS FOR SUBPART HH**

CAS Number <sup>a</sup>	Chemical name
75070 .....	Acetaldehyde
71432 .....	Benzene (includes benzene in gasoline)
75150 .....	Carbon disulfide
463581 .....	Carbonyl sulfide

Pt. 63, Subpt. HH, App.

40 CFR Ch. I (7–1–07 Edition)

TABLE 1 TO SUBPART HH OF PART 63—LIST OF HAZARDOUS AIR POLLUTANTS FOR SUBPART HH—Continued

CAS Number <sup>a</sup>	Chemical name
100414 .....	Ethyl benzene
107211 .....	Ethylene glycol
50000 .....	Formaldehyde
110543 .....	n-Hexane
91203 .....	Naphthalene
108883 .....	Toluene
540841 .....	2,2,4-Trimethylpentane

TABLE 1 TO SUBPART HH OF PART 63—LIST OF HAZARDOUS AIR POLLUTANTS FOR SUBPART HH—Continued

CAS Number <sup>a</sup>	Chemical name
1330207 ....	Xylenes (isomers and mixture)
95476 .....	o-Xylene
108383 .....	m-Xylene
106423 .....	p-Xylene

<sup>a</sup>CAS numbers refer to the Chemical Abstracts Services registry number assigned to specific compounds, isomers, or mixtures of compounds.

TABLE 2 TO SUBPART HH OF PART 63—APPLICABILITY OF 40 CFR PART 63 GENERAL PROVISIONS TO SUBPART HH

General provisions reference	Applicable to subpart HH	Explanation
§ 63.1(a)(1) .....	Yes.	
§ 63.1(a)(2) .....	Yes.	
§ 63.1(a)(3) .....	Yes.	
§ 63.1(a)(4) .....	Yes.	
§ 63.1(a)(5) .....	No .....	Section reserved.
§ 63.1(a)(6) .....	Yes.	
§ 63.1(a)(7) through (a)(9) .....	No .....	Section reserved.
§ 63.1(a)(10) .....	Yes.	
§ 63.1(a)(11) .....	Yes.	
§ 63.1(a)(12) .....	Yes.	
§ 63.1(b)(1) .....	No .....	Subpart HH specifies applicability.
§ 63.1(b)(2) .....	No .....	Section reserved.
§ 63.1(b)(3) .....	Yes.	
§ 63.1(c)(1) .....	No .....	Subpart HH specifies applicability.
§ 63.1(c)(2) .....	Yes.	Subpart HH exempts area sources from the requirement to obtain a title V permit unless otherwise required by law as specified in § 63.760(h).
§ 63.1(c)(3) and (c)(4) .....	No .....	Section reserved.
§ 63.1(c)(5) .....	Yes.	
§ 63.1(d) .....	No .....	Section reserved.
§ 63.1(e) .....	Yes.	
§ 63.2 .....	Yes.	Except definition of major source is unique for this source category and there are additional definitions in subpart HH.
§ 63.3(a) through (c) .....	Yes.	
§ 63.4(a)(1) through (a)(2) .....	Yes.	
§ 63.4(a)(3) through (a)(5) .....	No .....	Section reserved.
§ 63.4(b) .....	Yes.	
§ 63.4(c) .....	Yes.	
§ 63.5(a)(1) .....	Yes.	
§ 63.5(a)(2) .....	Yes.	
§ 63.5(b)(1) .....	Yes.	
§ 63.5(b)(2) .....	No .....	Section reserved.
§ 63.5(b)(3) .....	Yes.	
§ 63.5(b)(4) .....	Yes.	
§ 63.5(b)(5) .....	No .....	Section Reserved.
§ 63.5(b)(6) .....	Yes.	
§ 63.5(c) .....	No .....	Section reserved.
§ 63.5(d)(1) .....	Yes.	
§ 63.5(d)(2) .....	Yes.	
§ 63.5(d)(3) .....	Yes.	
§ 63.5(d)(4) .....	Yes.	
§ 63.5(e) .....	Yes.	
§ 63.5(f)(1) .....	Yes.	
§ 63.5(f)(2) .....	Yes.	
§ 63.6(a) .....	Yes.	
§ 63.6(b)(1) .....	Yes.	
§ 63.6(b)(2) .....	Yes.	
§ 63.6(b)(3) .....	Yes.	
§ 63.6(b)(4) .....	Yes.	
§ 63.6(b)(5) .....	Yes.	
§ 63.6(b)(6) .....	No .....	Section reserved.
§ 63.6(b)(7) .....	Yes.	
§ 63.6(c)(1) .....	Yes.	
§ 63.6(c)(2) .....	Yes.	

Environmental Protection Agency

Pt. 63, Subpt. HH, App.

TABLE 2 TO SUBPART HH OF PART 63—APPLICABILITY OF 40 CFR PART 63 GENERAL PROVISIONS TO SUBPART HH—Continued

General provisions reference	Applicable to subpart HH	Explanation
§ 63.6(c)(3) through (c)(4) .....	No .....	Section reserved.
§ 63.6(c)(5) .....	Yes.	
§ 63.6(d) .....	No .....	Section reserved.
§ 63.6(e) .....	Yes.	
§ 63.6(e)(1)(i) .....	No .....	Except as otherwise specified. Addressed in § 63.762.
§ 63.6(e)(1)(ii) .....	Yes.	
§ 63.6(e)(1)(iii) .....	Yes.	
§ 63.6(e)(2) .....	No .....	Section reserved.
§ 63.6(e)(3)(i) .....	Yes.	Sources exempt under § 63.764(e) and sources located outside UA plus offset and UC boundaries are not required to develop startup, shutdown, and malfunction plans as stated in § 63.762(e).
§ 63.6(e)(3)(i)(A) .....	No .....	Except as otherwise specified. Addressed in § 63.762(c).
§ 63.6(e)(3)(i)(B) .....	Yes.	
§ 63.6(e)(3)(i)(C) .....	Yes.	
§ 63.6(e)(3)(ii) .....	No .....	Section reserved.
§ 63.6(e)(3)(iii) through (3)(vi) .....	Yes.	
§ 63.6(e)(3)(vii) .....	Yes.	
§ 63.6(e)(3)(vii) (A) .....	Yes.	
§ 63.6(e)(3)(vii) (B) .....	Yes .....	Except that the plan must provide for operation in compliance with § 63.762(c).
§ 63.6(e)(3)(viii) through (ix) .....	Yes.	
§ 63.6(f)(1) .....	Yes.	
§ 63.6(f)(2) .....	Yes.	
§ 63.6(f)(3) .....	Yes.	
§ 63.6(g) .....	Yes.	
§ 63.6(h) .....	No .....	Subpart HH does not contain opacity or visible emission standards.
§ 63.6(i)(1) through (i)(14) .....	Yes.	
§ 63.6(i)(15) .....	No .....	Section reserved.
§ 63.6(i)(16) .....	Yes.	
§ 63.6(j) .....	Yes.	
§ 63.7(a)(1) .....	Yes.	
§ 63.7(a)(2) .....	Yes .....	But the performance test results must be submitted within 180 days after the compliance date.
§ 63.7(a)(3) .....	Yes.	
§ 63.7(b) .....	Yes.	
§ 63.7(c) .....	Yes.	
§ 63.7(d) .....	Yes.	
§ 63.7(e)(1) .....	Yes.	
§ 63.7(e)(2) .....	Yes.	
§ 63.7(e)(3) .....	Yes.	
§ 63.7(e)(4) .....	Yes.	
§ 63.7(f) .....	Yes.	
§ 63.7(g) .....	Yes.	
§ 63.7(h) .....	Yes.	
§ 63.8(a)(1) .....	Yes.	
§ 63.8(a)(2) .....	Yes.	
§ 63.8(a)(3) .....	No .....	Section reserved.
§ 63.8(a)(4) .....	Yes.	
§ 63.8(b)(1) .....	Yes.	
§ 63.8(b)(2) .....	Yes.	
§ 63.8(b)(3) .....	Yes.	
§ 63.8(c)(1) .....	Yes.	
§ 63.8(c)(2) .....	Yes.	
§ 63.8(c)(3) .....	Yes.	
§ 63.8(c)(4) .....	Yes.	
§ 63.8(c)(4)(i) .....	No .....	Subpart HH does not require continuous opacity monitors.
§ 63.8(c)(4)(ii) .....	Yes.	
§ 63.8(c)(5) through (c)(8) .....	Yes.	
§ 63.8(d) .....	Yes.	
§ 63.8(e) .....	Yes .....	Subpart HH does not specifically require continuous emissions monitor performance evaluation, however, the Administrator can request that one be conducted.
§ 63.8(f)(1) through (f)(5) .....	Yes.	
§ 63.8(f)(6) .....	Yes.	
§ 63.8(g) .....	No .....	Subpart HH specifies continuous monitoring system data reduction requirements.
§ 63.9(a) .....	Yes.	
§ 63.9(b)(1) .....	Yes.	

TABLE 2 TO SUBPART HH OF PART 63—APPLICABILITY OF 40 CFR PART 63 GENERAL PROVISIONS TO SUBPART HH—Continued

General provisions reference	Applicable to subpart HH	Explanation
§ 63.9(b)(2) .....	Yes .....	Existing sources are given 1 year (rather than 120 days) to submit this notification. Major and area sources that meet § 63.764(e) do not have to submit initial notifications.
§ 63.9(b)(3) .....	No .....	Section reserved.
§ 63.9(b)(4) .....	Yes.	
§ 63.9(b)(5) .....	Yes.	
§ 63.9(c) .....	Yes.	
§ 63.9(d) .....	Yes.	
§ 63.9(e) .....	Yes.	
§ 63.9(f) .....	No .....	Subpart HH does not have opacity or visible emission standards.
§ 63.9(g)(1) .....	Yes.	
§ 63.9(g)(2) .....	No .....	Subpart HH does not have opacity or visible emission standards.
§ 63.9(g)(3) .....	Yes.	
§ 63.9(h)(1) through (h)(3) .....	Yes .....	Area sources located outside UA plus offset and UC boundaries are not required to submit notifications of compliance status.
§ 63.9(h)(4) .....	No .....	Section reserved.
§ 63.9(h)(5) through (h)(6) .....	Yes.	
§ 63.9(i) .....	Yes.	
§ 63.9(j) .....	Yes.	
§ 63.10(a) .....	Yes.	
§ 63.10(b)(1) .....	Yes.	§ 63.774(b)(1) requires sources to maintain the most recent 12 months of data on site and allows offsite storage for the remaining 4 years of data.
§ 63.10(b)(2) .....	Yes.	
§ 63.10(b)(3) .....	Yes .....	§ 63.774(b)(1) requires sources to maintain the most recent 12 months of data on site and allows offsite storage for the remaining 4 years of data.
§ 63.10(c)(1) .....	Yes.	
§ 63.10(c)(2) through (c)(4) .....	No .....	Sections reserved.
§ 63.10(c)(5) through (c)(8) .....	Yes.	
§ 63.10(c)(9) .....	No .....	Section reserved.
§ 63.10(c)(10) through (c)(15) .....	Yes.	
§ 63.10(d)(1) .....	Yes.	
§ 63.10(d)(2) .....	Yes .....	Area sources located outside UA plus offset and UC boundaries do not have to submit performance test reports.
§ 63.10(d)(3) .....	Yes.	
§ 63.10(d)(4) .....	Yes.	
§ 63.10(d)(5)(i) .....	Yes .....	Subpart HH requires major sources to submit a startup, shutdown, and malfunction report semi-annually. Area sources located within UA plus offset and UC boundaries are required to submit startup, shutdown, and malfunction reports annually. Area sources located outside UA plus offset and UC boundaries are not required to submit startup, shutdown, and malfunction reports.
§ 63.10(e)(1) .....	Yes .....	Area sources located outside UA plus offset and UC boundaries are not required to submit reports.
§ 63.10(e)(2) .....	Yes .....	Area sources located outside UA plus offset and UC boundaries are not required to submit reports.
§ 63.10(e)(3)(i) .....	Yes .....	Subpart HH requires major sources to submit Periodic Reports semi-annually. Area sources are required to submit Periodic Reports annually. Area sources located outside UA plus offset and UC boundaries are not required to submit reports.
§ 63.10(e)(3)(i)(A) .....	Yes.	
§ 63.10(e)(3)(i)(B) .....	Yes.	
§ 63.10(e)(3)(i)(C) .....	No .....	Section reserved.
§ 63.10(e)(3)(ii) through (viii) .....	Yes.	
§ 63.10(f) .....	Yes.	
§ 63.11(a) and (b) .....	Yes.	
§ 63.12(a) through (c) .....	Yes.	
§ 63.13(a) through (c) .....	Yes.	
§ 63.14(a) and (b) .....	Yes.	
§ 63.15(a) and (b) .....	Yes.	
§ 63.16 .....	Yes.	



[64 FR 32628, June 17, 1999, as amended at 66 FR 34554, June 29, 2001; 71 FR 20457, Apr. 20, 2006; 72 FR 40, Jan. 3, 2007]

## Subpart II—National Emission Standards for Shipbuilding and Ship Repair (Surface Coating)

SOURCE: 60 FR 64336, Dec. 15, 1995, unless otherwise noted.

### § 63.780 Relationship of subpart II to subpart A of this part.

Table 1 of this subpart specifies the provisions of subpart A of this part that apply to owners and operators of sources subject to the provisions of this subpart.

### § 63.781 Applicability.

(a) The provisions of this subpart apply to shipbuilding and ship repair operations at any facility that is a major source.

(b) The provisions of this subpart do not apply to coatings used in volumes of less than 200 liters (52.8 gallons) per year, provided the total volume of coating exempt under this paragraph does not exceed 1,000 liters per year (264 gallons per year) at any facility. Coatings exempt under this paragraph shall be clearly labeled as “low-usage exempt,” and the volume of each such coating applied shall be maintained in the facility’s records.

(c) The provisions of this subpart do not apply to coatings applied with hand-held, nonrefillable, aerosol containers or to unsaturated polyester resin (i.e., fiberglass lay-up) coatings. Coatings applied to suitably prepared fiberglass surfaces for protective or decorative purposes are subject to this subpart.

(d) The provisions in subpart A of this part pertaining to startups, shutdowns, and malfunctions and continuous monitoring do not apply to this source category unless an add-on control system is used to comply with this subpart in accordance with § 63.783(c).

### § 63.782 Definitions.

Terms used in this subpart are defined in the Clean Air Act (CAA), in subpart A of part 63, or in this section as follows:

*Add-on control system* means an air pollution control device such as a carbon absorber or incinerator that reduces pollution in an air stream by destruction or removal prior to discharge to the atmosphere.

*Affected source* means any shipbuilding or ship repair facility having surface coating operations with a minimum 1,000 liters (L) (264 gallons [gal]) annual marine coating usage that is subject to this subpart.

*Air flask specialty coating* means any special composition coating applied to interior surfaces of high pressure breathing air flasks to provide corrosion resistance and that is certified safe for use with breathing air supplies.

*Antenna specialty coating* means any coating applied to equipment through which electromagnetic signals must pass for reception or transmission.

*Antifoulant specialty coating* means any coating that is applied to the underwater portion of a vessel to prevent or reduce the attachment of biological organisms and that is registered with the EPA as a pesticide under the Federal Insecticide, Fungicide, and Rodenticide Act.

*As applied* means the condition of a coating at the time of application to the substrate, including any thinning solvent.

*As supplied* means the condition of a coating before any thinning, as sold and delivered by the coating manufacturer to the user.

*Batch* means the product of an individual production run of a coating manufacturer’s process. A batch may vary in composition from other batches of the same product.

*Bitumens* mean black or brown materials that are soluble in carbon disulfide and consist mainly of hydrocarbons.

*Bituminous resin coating* means any coating that incorporates bitumens as a principal component and is formulated primarily to be applied to a substrate or surface to resist ultraviolet radiation and/or water.

*Certify* means, in reference to the volatile organic compounds (VOC) content or volatile organic hazardous air

pollutants (VOHAP) content of a coating, to attest to the VOC content as determined through analysis by Method 24 of appendix A to 40 CFR part 60 or through use of forms and procedures outlined in appendix A of this subpart, or to attest to the VOHAP content as determined through an Administrator-approved test method. In the case of conflicting results, Method 24 of Appendix A to 40 CFR part 60 shall take precedence over the forms and procedures outlined in appendix A to this subpart for the options in which VOC is used as a surrogate for VOHAP.

*Coating* means any material that can be applied as a thin layer to a substrate and which cures to form a continuous solid film.

*Cold-weather time period* means any time during which the ambient temperature is below 4.5 °C (40 °F) and coating is to be applied.

*Container of coating* means the container from which the coating is applied, including but not limited to a bucket or pot.

*Cure volatiles* means reaction products which are emitted during the chemical reaction which takes place in some coating films at the cure temperature. These emissions are other than those from the solvents in the coating and may, in some cases, comprise a significant portion of total VOC and/or VOHAP emissions.

*Epoxy* means any thermoset coating formed by reaction of an epoxy resin (i.e., a resin containing a reactive epoxide with a curing agent).

*Exempt compounds* means specified organic compounds that are not considered VOC due to negligible photochemical reactivity. Exempt compounds are specified in 40 CFR 51.100(s).

*Facility* means all contiguous or adjoining property that is under common ownership or control, including properties that are separated only by a road or other public right-of-way.

*General use coating* means any coating that is not a specialty coating.

*Hazardous air pollutants (HAP)* means any air pollutant listed in or pursuant to section 112(b) of the CAA.

*Heat resistant specialty coating* means any coating that during normal use must withstand a temperature of at least 204 °C (400 °F).

*High-gloss specialty coating* means any coating that achieves at least 85 percent reflectance on a 60 degree meter when tested by ASTM D523–89 (incorporation by reference—see § 63.14).

*High-temperature specialty coating* means any coating that during normal use must withstand a temperature of at least 426 °C (800 °F).

*Inorganic zinc (high-build) specialty coating* means a coating that contains 960 grams per liter (8 pounds per gallon) or more elemental zinc incorporated into an inorganic silicate binder that is applied to steel to provide galvanic corrosion resistance. (These coatings are typically applied at more than 2 mil dry film thickness.)

*Major source* means any source that emits or has the potential to emit, in the aggregate, 9.1 megagrams per year (10 tons per year) or more of any HAP or 22.7 megagrams per year (25 tons per year) or more of any combination of HAP.

*Maximum allowable thinning ratio* means the maximum volume of thinner that can be added per volume of coating without violating the standards of § 63.783(a), as determined using Equation 1 of this subpart.

*Military exterior specialty coating* or Chemical Agent Resistant Coatings (“CARC”) means any exterior topcoat applied to military or U.S. Coast Guard vessels that are subject to specific chemical, biological, and radiological washdown requirements.

*Mist specialty coating* means any low viscosity, thin film, epoxy coating applied to an inorganic zinc primer that penetrates the porous zinc primer and allows the occluded air to escape through the paint film prior to curing.

*Navigational aids specialty coating* means any coating applied to Coast Guard buoys or other Coast Guard waterway markers when they are re-coated aboard ship at their usage site and immediately returned to the water.

*Nonskid specialty coating* means any coating applied to the horizontal surfaces of a marine vessel for the specific purpose of providing slip resistance for personnel, vehicles, or aircraft.

*Nonvolatiles (or volume solids)* means substances that do not evaporate readily. This term refers to the film-forming material of a coating.

*Normally closed* means a container or piping system is closed unless an operator is actively engaged in adding or removing material.

*Nuclear specialty coating* means any protective coating used to seal porous surfaces such as steel (or concrete) that otherwise would be subject to intrusion by radioactive materials. These coatings must be resistant to long-term (service life) cumulative radiation exposure (ASTM D4082-89 [incorporation by reference—see § 63.14]), relatively easy to decontaminate (ASTM D4256-89 or 94 [reapproved 1994] [incorporation by reference—see § 63.14]), and resistant to various chemicals to which the coatings are likely to be exposed (ASTM D3912-80 [incorporation by reference—see § 63.14]). [For nuclear coatings, see the general protective requirements outlined by the U.S. Nuclear Regulatory Commission in a report entitled “U.S. Atomic Energy Commission Regulatory Guide 1.54” dated June 1973, available through the Government Printing Office at (202) 512-2249 as document number A74062-00001.]

*Operating parameter value* means a minimum or maximum value established for a control device or process parameter that, if achieved by itself or in combination with one or more other operating parameter values, determines that an owner or operator has complied with an applicable emission limitation or standard.

*Organic zinc specialty coating* means any coating derived from zinc dust incorporated into an organic binder that contains more than 960 grams of elemental zinc per liter (8 pounds per gallon) of coating, as applied, and that is used for the expressed purpose of corrosion protection.

*Pleasure craft* means any marine or fresh-water vessel used by individuals for noncommercial, nonmilitary, and recreational purposes that is less than 20 meters in length. A vessel rented exclusively to or chartered by individuals for such purposes shall be considered a pleasure craft.

*Pretreatment wash primer specialty coating* means any coating that contains a minimum of 0.5 percent acid, by mass, and is applied only to bare metal to etch the surface and enhance adhesion of subsequent coatings.

*Repair and maintenance of thermoplastic coating of commercial vessels (specialty coating)* means any vinyl, chlorinated rubber, or bituminous resin coating that is applied over the same type of existing coating to perform the partial recoating of any in-use commercial vessel. (This definition does not include coal tar epoxy coatings, which are considered “general use” coatings.)

*Rubber camouflage specialty coating* means any specially formulated epoxy coating used as a camouflage topcoat for exterior submarine hulls and sonar domes.

*Sealant for thermal spray aluminum* means any epoxy coating applied to thermal spray aluminum surfaces at a maximum thickness of 1 dry mil.

*Ship* means any marine or fresh-water vessel used for military or commercial operations, including self-propelled vessels, those propelled by other craft (barges), and navigational aids (buoys). This definition includes, but is not limited to, all military and Coast Guard vessels, commercial cargo and passenger (cruise) ships, ferries, barges, tankers, container ships, patrol and pilot boats, and dredges. For purposes of this subpart, pleasure crafts and offshore oil and gas drilling platforms are not considered ships.

*Shipbuilding and ship repair operations* means any building, repair, repainting, converting, or alteration of ships.

*Special marking specialty coating* means any coating that is used for safety or identification applications, such as markings on flight decks and ships' numbers.

*Specialty coating* means any coating that is manufactured and used for one of the specialized applications described within this list of definitions.

*Specialty interior coating* means any coating used on interior surfaces aboard U.S. military vessels pursuant to a coating specification that requires the coating to meet specified fire retardant and low toxicity requirements, in addition to the other applicable

military physical and performance requirements.

*Tack specialty coating* means any thin film epoxy coating applied at a maximum thickness of 2 dry mils to prepare an epoxy coating that has dried beyond the time limit specified by the manufacturer for the application of the next coat.

*Thinner* means a liquid that is used to reduce the viscosity of a coating and that evaporates before or during the cure of a film.

*Thinning ratio* means the volumetric ratio of thinner to coating, as supplied.

*Thinning solvent*: see Thinner.

*Undersea weapons systems specialty coating* means any coating applied to any component of a weapons system intended to be launched or fired from under the sea.

*Volatile organic compounds (VOC)* is as defined in § 51.100(s) of this chapter.

*Volatile organic hazardous air pollutants (VOHAP)* means any compound listed in or pursuant to section 112(b) of the CAA that contains carbon, excluding metallic carbides and carbonates. This definition includes VOC listed as HAP and exempt compounds listed as HAP.

*Weld-through preconstruction primer (specialty coating)* means a coating that provides corrosion protection for steel during inventory, is typically applied at less than 1 mil dry film thickness, does not require removal prior to welding, is temperature resistant (burn back from a weld is less than 1.25 centimeters [0.5 inch]), and does not normally require removal before applying film-building coatings, including inorganic zinc high-build coatings. When constructing new vessels, there may be a need to remove areas of weld-through preconstruction primer due to surface damage or contamination prior to application of film-building coatings.

[60 FR 64336, Dec. 15, 1995, as amended at 65 FR 62215, Oct. 17, 2000]

**§ 63.783 Standards.**

(a) No owner or operator of any existing or new affected source shall cause or allow the application of any coating to a ship with an as-applied VOHAP content exceeding the applicable limit given in Table 2 of this subpart, as determined by the procedures described

in § 63.785 (c)(1) through (c)(4). For the compliance procedures described in § 63.785 (c)(1) through (c)(3), VOC shall be used as a surrogate for VOHAP, and Method 24 of Appendix A to 40 CFR part 60 shall be used as the definitive measure for determining compliance. For the compliance procedure described in § 63.785(c)(4), an alternative test method capable of measuring independent VOHAP shall be used to determine compliance. The method must be submitted to and approved by the Administrator.

(b) Each owner or operator of a new or existing affected source shall ensure that:

(1) All handling and transfer of VOHAP-containing materials to and from containers, tanks, vats, drums, and piping systems is conducted in a manner that minimizes spills.

(2) All containers, tanks, vats, drums, and piping systems are free of cracks, holes, and other defects and remain closed unless materials are being added to or removed from them.

(c) *Approval of alternative means of limiting emissions.* (1) The owner or operator of an affected source may apply to the Administrator for permission to use an alternative means (such as an add-on control system) of limiting emissions from coating operations. The application must include:

(i) An engineering material balance evaluation that provides a comparison of the emissions that would be achieved using the alternative means to those that would result from using coatings that comply with the limits in Table 2 of this subpart, or the results from an emission test that accurately measures the capture efficiency and control device efficiency achieved by the control system and the composition of the associated coatings so that the emissions comparison can be made;

(ii) A proposed monitoring protocol that includes operating parameter values to be monitored for compliance and an explanation of how the operating parameter values will be established through a performance test; and

(iii) Details of appropriate record-keeping and reporting procedures.

(2) The Administrator shall approve the alternative means of limiting emissions if, in the Administrator's judgment, postcontrol emissions of VOHAP per volume applied solids will be no greater than those from the use of coatings that comply with the limits in Table 2 of this subpart.

(3) The Administrator may condition approval on operation, maintenance, and monitoring requirements to ensure that emissions from the source are no greater than those that would otherwise result from this subpart.

#### § 63.784 Compliance dates.

(a) Each owner or operator of an existing affected source shall comply within two years after the effective date of this subpart.

(b) Each owner or operator of an existing unaffected area source that increases its emissions of (or its potential to emit) HAP such that the source becomes a major source that is subject to this subpart shall comply within 1 year after the date of becoming a major source.

(c) Each owner or operator of a new or reconstructed source shall comply with this subpart according to the schedule in § 63.6(b).

[60 FR 64336, Dec. 15, 1995, as amended at 61 FR 30816, June 18, 1996]

#### § 63.785 Compliance procedures.

(a) For each batch of coating that is received by an affected source, the owner or operator shall (see Figure 1 of this section for a flow diagram of the compliance procedures):

(1) Determine the coating category and the applicable VOHAP limit as specified in § 63.783(a).

(2) Certify the as-supplied VOC content of the batch of coating. The owner or operator may use a certification supplied by the manufacturer for the batch, although the owner or operator retains liability should subsequent testing reveal a violation. If the owner or operator performs the certification testing, only one of the containers in which the batch of coating was received is required to be tested.

(b)(1) In lieu of testing each batch of coating, as applied, the owner or operator may determine compliance with the VOHAP limits using any combina-

tion of the procedures described in paragraphs (c)(1), (c)(2), (c)(3), and (c)(4) of this section. The procedure used for each coating shall be determined and documented prior to application.

(2) The results of any compliance demonstration conducted by the affected source or any regulatory agency using Method 24 shall take precedence over the results using the procedures in paragraphs (c)(1), (c)(2), or (c)(3) of this section.

(3) The results of any compliance demonstration conducted by the affected source or any regulatory agency using an approved test method to determine VOHAP content shall take precedence over the results using the procedures in paragraph (c)(4) of this section.

(c)(1) *Coatings to which thinning solvent will not be added.* For coatings to which thinning solvent (or any other material) will not be added under any circumstance or to which only water is added, the owner or operator of an affected source shall comply as follows:

(i) Certify the as-applied VOC content of each batch of coating.

(ii) Notify the persons responsible for applying the coating that no thinning solvent may be added to the coating by affixing a label to each container of coating in the batch or through another means described in the implementation plan required in § 63.787(b).

(iii) If the certified as-applied VOC content of each batch of coating used during a calendar month is less than or equal to the applicable VOHAP limit in § 63.783(a) (either in terms of g/L of coating or g/L of solids), then compliance is demonstrated for that calendar month, unless a violation is revealed using Method 24 of Appendix A to 40 CFR part 60.

(2) *Coatings to which thinning solvent will be added—coating-by-coating compliance.* For a coating to which thinning solvent is routinely or sometimes added, the owner or operator shall comply as follows:

(i) Prior to the first application of each batch, designate a single thinner for the coating and calculate the maximum allowable thinning ratio (or ratios, if the affected source complies with the cold-weather limits in addition to the other limits specified in

§ 63.785

40 CFR Ch. I (7–1–07 Edition)

Table 2 of this subpart) for each batch as follows:

$$R = \frac{(V_s)(\text{VOHAP limit}) - m_{\text{VOC}}}{D_{\text{th}}} \quad \text{Eqn. 1}$$

where:

R=Maximum allowable thinning ratio for a given batch (L thinner/L coating as supplied);

V<sub>s</sub>=Volume fraction of solids in the batch as supplied (L solids/L coating as supplied);

VOHAP limit=Maximum allowable as-applied VOHAP content of the coating (g VOHAP/L solids);

m<sub>VOC</sub>=VOC content of the batch as supplied [g VOC (including cure volatiles and exempt compounds on the HAP list)/L coating (including water and exempt compounds) as supplied];

D<sub>th</sub>=Density of the thinner (g/L).

If V<sub>s</sub> is not supplied directly by the coating manufacturer, the owner or operator shall determine V<sub>s</sub> as follows:

$$V_s = 1 - \frac{m_{\text{volatiles}}}{D_{\text{avg}}} \quad \text{Eqn. 2}$$

where:

m<sub>volatiles</sub>=Total volatiles in the batch, including VOC, water, and exempt compounds (g/L coating); and

D<sub>avg</sub>=Average density of volatiles in the batch (g/L).

The procedures specified in § 63.786(d) may be used to determine the values of variables defined in this paragraph. In addition, the owner or operator may choose to construct nomographs, based on Equation 1 of this subpart, similar or identical to the one provided in appendix B of this subpart as a means of easily estimating the maximum allowable thinning ratio.

(ii) Prior to the first application of each batch, notify painters and other persons, as necessary, of the designated thinner and maximum allowable thinning ratio(s) for each batch of the coating by affixing a label to each container of coating or through another means described in the implementation plan required in § 63.787(b).

(iii) By the 15th day of each calendar month, determine the volume of each batch of the coating used, as supplied, during the previous month.

(iv) By the 15th day of each calendar month, determine the total allowable volume of thinner for the coating used during the previous month as follows:

$$V_{\text{th}} = \sum_{i=1}^n (R \times V_{\text{b}})_i + \sum_{i=1}^n (R_{\text{cold}} \times V_{\text{b-cold}})_i \quad \text{Eqn. 3}$$

where:

V<sub>th</sub>=Total allowable volume of thinner for the previous month (L thinner);

V<sub>b</sub>=Volume of each batch, as supplied and before being thinned, used during non-cold-weather days of the previous month (L coating as supplied);

R<sub>cold</sub>=Maximum allowable thinning ratio for each batch used during cold-weather days (L thinner/L coating as supplied);

V<sub>b-cold</sub>=Volume of each batch, as supplied and before being thinned, used during cold-weather days of the previous month (L coating as supplied);

i=Each batch of coating; and

n=Total number of batches of the coating.

(v) By the 15th day of each calendar month, determine the volume of thinner actually used with the coating during the previous month.

(vi) If the volume of thinner actually used with the coating [paragraph (c)(3)(v) of this section] is less than or equal to the total allowable volume of thinner for the coating [paragraph (c)(3)(iv) of this section], then compliance is demonstrated for the coating for the previous month, unless a violation is revealed using Method 24 of Appendix A to 40 CFR part 60.

(3) *Coatings to which the same thinning solvent will be added—group compliance.* For coatings to which the same thinning solvent (or other material) is routinely or sometimes added, the owner or operator shall comply as follows:

(i) Designate a single thinner to be added to each coating during the

month and “group” coatings according to their designated thinner.

(ii) Prior to the first application of each batch, calculate the maximum allowable thinning ratio (or ratios, if the affected source complies with the cold-weather limits in addition to the other limits specified in Table 2 of this subpart) for each batch of coating in the group using the equations in paragraph (c)(2) of this section.

(iii) Prior to the first application of each “batch,” notify painters and other persons, as necessary, of the designated thinner and maximum allowable thinning ratio(s) for each batch in the group by affixing a label to each container of coating or through another means described in the implementation plan required in § 63.787(b).

(iv) By the 15th day of each calendar month, determine the volume of each batch of the group used, as supplied, during the previous month.

(v) By the 15th day of each calendar month, determine the total allowable volume of thinner for the group for the previous month using Equation 3 of this subpart.

(vi) By the 15th day of each calendar month, determine the volume of thinner actually used with the group during the previous month.

(vii) If the volume of thinner actually used with the group [paragraph (c)(3)(vi) of this section] is less than or equal to the total allowable volume of thinner for the group [paragraph (c)(3)(v) of this section], then compliance is demonstrated for the group for the previous month, unless a violation

is revealed using Method 24 of Appendix A to 40 CFR part 60.

(4) *Demonstration of compliance through an alternative (i.e., other than Method 24 of Appendix A to 40 CFR part 60) test method.* The owner or operator shall comply as follows:

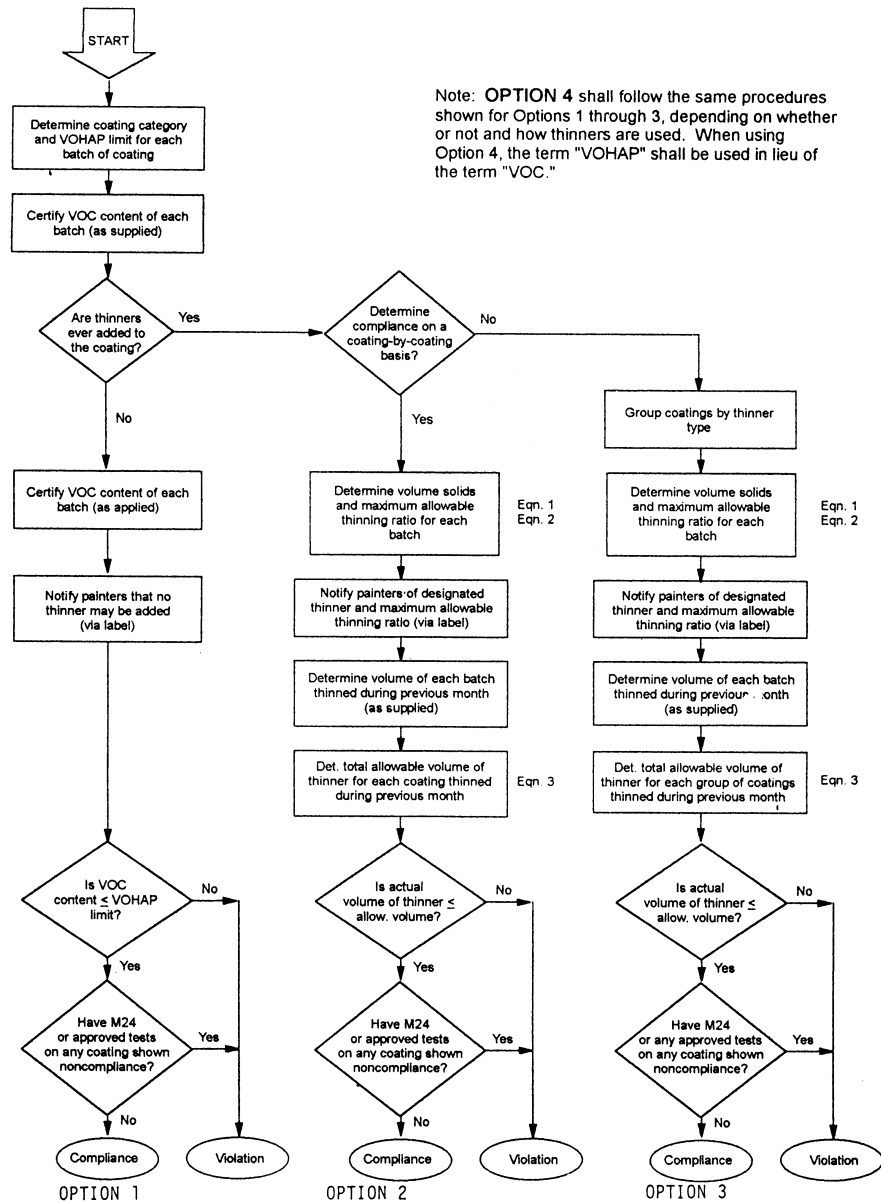
(i) Certify the as-supplied VOHAP content (g VOHAP/L solids) of each batch of coating.

(ii) If no thinning solvent will be added to the coating, the owner or operator of an affected source shall follow the procedure described in § 63.785(c)(1), except that VOHAP content shall be used in lieu of VOC content.

(iii) If thinning solvent will be added to the coating, the owner or operator of an affected source shall follow the procedure described in § 63.785(c)(2) or (3), except that in Equation 1 of this subpart: the term “ $m_{VOC}$ ” shall be replaced by the term “ $m_{VOHAP}$ ,” defined as the VOHAP content of the coating as supplied (g VOHAP/L coating) and the term “ $D_{th}$ ” shall be replaced by the term “ $D_{th(VOHAP)}$ ” defined as the average density of the VOHAP thinner(s) (g/L).

(d) A violation revealed through any approved test method shall result in a 1-day violation for enforcement purposes. A violation revealed through the recordkeeping procedures described in paragraphs (c)(1) through (c)(4) of this section shall result in a 30-day violation for enforcement purposes, unless the owner or operator provides sufficient data to demonstrate the specific days during which noncompliant coatings were applied.

Figure 1 to §63.785 Flow diagram of compliance procedures

**§ 63.786 Test methods and procedures.**

(a) For the compliance procedures described in §63.785(c) (1) through (c)(3),

Method 24 of 40 CFR part 60, appendix A, is the definitive method for determining the VOC content of coatings, as supplied or as applied. When a coating



or thinner contains exempt compounds that are volatile HAP or VOHAP, the owner or operator shall ensure, when determining the VOC content of a coating, that the mass of these exempt compounds is included.

(b) For the compliance procedure described in § 63.785(c)(4), the Administrator must approve the test method for determining the VOHAP content of coatings and thinners. As part of the approval, the test method must meet the specified accuracy limits indicated below for sensitivity, duplicates, repeatability, and reproducibility coefficient of variation each determined at the 95 percent confidence limit. Each percentage value below is the corresponding coefficient of variation multiplied by 2.8 as in the ASTM Method E180-93: Standard Practice for Determining the Precision of ASTM Methods for Analysis and Testing of Industrial Chemicals (incorporation by reference—see § 63.14).

(1) *Sensitivity.* The overall sensitivity must be sufficient to identify and calculate at least one mass percent of the compounds of interest based on the original sample. The sensitivity is defined as ten times the noise level as specified in ASTM Method D3257-93: Standard Test Methods for Aromatics in Mineral Spirits by Gas Chromatography (incorporation by reference—see § 63.14). In determining the sensitivity, the level of sample dilution must be factored in.

(2) *Repeatability.* First, at the 0.1–5 percent analyte range the results would be suspect if duplicates vary by more than 6 percent relative and/or day to day variation of mean duplicates by the same analyst exceeds 10 percent relative. Second, at greater than 5 percent analyte range the results would be suspect if duplicates vary by more than 5 percent relative and/or day to day variation of duplicates by the same analyst exceeds 5 percent relative.

(3) *Reproducibility.* First, at the 0.1–5 percent analyte range the results would be suspect if lab to lab variation exceeds 60 percent relative. Second, at greater than 5 percent range the results would be suspect if lab to lab variation exceeds 20 percent relative.

(4) Any test method should include information on the apparatus, reagents

and materials, analytical procedure, procedure for identification and confirmation of the volatile species in the mixture being analyzed, precision and bias, and other details to be reported. The reporting should also include information on quality assurance (QA) auditing.

(5) Multiple and different analytical techniques must be used for positive identification if the components in a mixture under analysis are not known. In such cases a single column gas chromatograph (GC) may not be adequate. A combination of equipment may be needed such as a GC/mass spectrometer or GC/infrared system. (If a GC method is used, the operator must use practices in ASTM Method E260-91 or 96: Standard Practice for Gas Chromatography [incorporation by reference—see § 63.14].)

(c) A coating manufacturer or the owner or operator of an affected source may use batch formulation data as a test method in lieu of Method 24 of Appendix A to 40 CFR part 60 to certify the as-supplied VOC content of a coating if the manufacturer or the owner or operator has determined that batch formulation data have a consistent and quantitatively known relationship to Method 24 results. This determination shall consider the role of cure volatiles, which may cause emissions to exceed an amount based solely upon coating formulation data. Notwithstanding such determination, in the event of conflicting results, Method 24 of appendix A of 40 CFR part 60 shall take precedence.

(d) Each owner or operator of an affected source shall use or ensure that the manufacturer uses the form and procedures mentioned in appendix A of this subpart to determine values for the thinner and coating parameters used in Equations 1 and 2 of this subpart. The owner or operator shall ensure that the coating/thinner manufacturer (or supplier) provides information on the VOC and VOHAP contents of the coatings/thinners and the procedure(s) used to determine these values.

[60 FR 64336, Dec. 15, 1995, as amended at 65 FR 62215, Oct. 17, 2000]

**§ 63.787 Notification requirements.**

(a) Each owner or operator of an affected source shall comply with all applicable notification requirements in § 63.9(a) through (d) and (i) through (j), with the exception that the deadline specified in § 63.9(b) (2) and (3) shall be extended from 120 days to 180 days. Any owner or operator that receives approval pursuant to § 63.783(c) to use an add-on control system to control coating emissions shall comply with the applicable requirements of § 63.9(e) through (h).

(b) *Implementation plan.* The provisions of § 63.9(a) apply to the requirements of this paragraph.

(1) Each owner or operator of an affected source shall:

(i) Prepare a written implementation plan that addresses each of the subject areas specified in paragraph (b)(3) of this section; and

(ii) Not later than one year after the effective date of this subpart, submit the implementation plan to the Administrator along with the notification required by § 63.9(b)(2) or (b)(5) of subpart A, as applicable.

(2) [Reserved]

(3) *Implementation plan contents.* Each implementation plan shall address the following subject areas:

(i) *Coating compliance procedures.* The implementation plan shall include the compliance procedure(s) under § 63.785(c) that the source intends to use.

(ii) *Recordkeeping procedures.* The implementation plan shall include the procedures for maintaining the records required under § 63.788, including the procedures for gathering the necessary data and making the necessary calculations.

(iii) *Transfer, handling, and storage procedures.* The implementation plan shall include the procedures for ensuring compliance with § 63.783(b).

(4) *Major sources that intend to become area sources by the compliance date.* Existing major sources that intend to become area sources by the December 16, 1997 compliance date may choose to submit, in lieu of the implementation plan required under paragraph (b)(1) of this section, a statement that, by the compliance date, the major source intends to obtain and comply with feder-

ally enforceable limits on their potential to emit which make the facility an area source.

[60 FR 64336, Dec. 15, 1995, as amended at 61 FR 30816, June 18, 1996]

**§ 63.788 Recordkeeping and reporting requirements.**

(a) Each owner or operator of an affected source shall comply with the applicable recordkeeping and reporting requirements in § 63.10 (a), (b), (d), and (f). Any owner that receives approval pursuant to § 63.783(c) to use an add-on control system to control coating emissions shall also comply with the applicable requirements of § 63.10 (c) and (e). A summary of recordkeeping and reporting requirements is provided in Table 3 of this subpart.

(b) *Recordkeeping requirements.* (1) Each owner or operator of a major source shipbuilding or ship repair facility having surface coating operations with less than 1000 liters (L) (264 gallons (gal)) annual marine coating usage shall record the total volume of coating applied at the source to ships. Such records shall be compiled monthly and maintained for a minimum of 5 years.

(2) Each owner or operator of an affected source shall compile records on a monthly basis and maintain those records for a minimum of 5 years. At a minimum, these records shall include:

(i) All documentation supporting initial notification;

(ii) A copy of the affected source's approved implementation plan;

(iii) The volume of each low-usage-exempt coating applied;

(iv) Identification of the coatings used, their appropriate coating categories, and the applicable VOHAP limit;

(v) Certification of the as-supplied VOC content of each batch of coating;

(vi) A determination of whether containers meet the standards as described in § 63.783(b)(2); and

(vii) The results of any Method 24 of appendix A to 40 CFR part 60 or approved VOHAP measurement test conducted on individual containers of coating, as applied.

(3) The records required by paragraph (b)(2) of this section shall include additional information, as determined by the compliance procedure(s) described

in § 63.785(c) that each affected source followed:

(i) *Coatings to which thinning solvent will not be added.* The records maintained by facilities demonstrating compliance using the procedure described in § 63.785(c)(1) shall contain the following information:

(A) Certification of the as-applied VOC content of each batch of coating; and

(B) The volume of each coating applied.

(ii) *Coatings to which thinning solvent will be added—coating-by-coating compliance.* The records maintained by facilities demonstrating compliance using the procedure described in § 63.785(c)(2) shall contain the following information:

(A) The density and mass fraction of water and exempt compounds of each thinner and the volume fraction of solids (nonvolatiles) in each batch, including any calculations;

(B) The maximum allowable thinning ratio (or ratios, if the affected source complies with the cold-weather limits in addition to the other limits specified in Table 2 of this subpart) for each batch of coating, including calculations;

(C) If an affected source chooses to comply with the cold-weather limits, the dates and times during which the ambient temperature at the affected source was below 4.5 °C (40 °F) at the time the coating was applied and the volume used of each batch of the coating, as supplied, during these dates;

(D) The volume used of each batch of the coating, as supplied;

(E) The total allowable volume of thinner for each coating, including calculations; and

(F) The actual volume of thinner used for each coating.

(iii) *Coatings to which the same thinning solvent will be added—group compliance.* The records maintained by facilities demonstrating compliance using the procedure described in § 63.785(c)(3) shall contain the following information:

(A) The density and mass fraction of water and exempt compounds of each thinner and the volume fraction of solids in each batch, including any calculations;

(B) The maximum allowable thinning ratio (or ratios, if the affected source complies with the cold-weather limits in addition to the other limits specified in Table 2 of this subpart) for each batch of coating, including calculations;

(C) If an affected source chooses to comply with the cold-weather limits, the dates and times during which the ambient temperature at the affected source was below 4.5 °C (40 °F) at the time the coating was applied and the volume used of each batch in the group, as supplied, during these dates;

(D) Identification of each group of coatings and their designated thinners;

(E) The volume used of each batch of coating in the group, as supplied;

(F) The total allowable volume of thinner for the group, including calculations; and

(G) The actual volume of thinner used for the group.

(iv) *Demonstration of compliance through an alternative (i.e., non-Method 24 in appendix A to 40 CFR part 60) test method.* The records maintained by facilities demonstrating compliance using the procedure described in § 63.785(c)(4) shall contain the following information:

(A) Identification of the Administrator-approved VOHAP test method or certification procedure;

(B) For coatings to which the affected source does not add thinning solvents, the source shall record the certification of the as-supplied and as-applied VOHAP content of each batch and the volume of each coating applied;

(C) For coatings to which the affected source adds thinning solvent on a coating-by-coating basis, the source shall record all of the information required to be recorded by paragraph (b)(3)(ii) of this section; and

(D) For coatings to which the affected source adds thinning solvent on a group basis, the source shall record all of the information required to be recorded by paragraph (b)(3)(iii) of this section.

(4) If the owner or operator of an affected source detects a violation of the standards specified in § 63.783, the owner or operator shall, for the remainder of the reporting period during

which the violation(s) occurred, include the following information in his or her records:

(i) A summary of the number and duration of deviations during the reporting period, classified by reason, including known causes for which a Federally-approved or promulgated exemption from an emission limitation or standard may apply.

(ii) Identification of the data availability achieved during the reporting period, including a summary of the number and total duration of incidents that the monitoring protocol failed to perform in accordance with the design of the protocol or produced data that did not meet minimum data accuracy and precision requirements, classified by reason.

(iii) Identification of the compliance status as of the last day of the reporting period and whether compliance was continuous or intermittent during the reporting period.

(iv) If, pursuant to paragraph (b)(4)(iii) of this section, the owner or operator identifies any deviation as resulting from a known cause for which no Federally-approved or promulgated exemption from an emission limitation or standard applies, the monitoring report shall also include all records that the source is required to maintain that pertain to the periods during which such deviation occurred and:

- (A) The magnitude of each deviation;
- (B) The reason for each deviation;

(C) A description of the corrective action taken for each deviation, including action taken to minimize each deviation and action taken to prevent recurrence; and

(D) All quality assurance activities performed on any element of the monitoring protocol.

(c) *Reporting requirements.* Before the 60th day following completion of each 6-month period after the compliance date specified in § 63.784, each owner or operator of an affected source shall submit a report to the Administrator for each of the previous 6 months. The report shall include all of the information that must be retained pursuant to paragraphs (b) (2) through (3) of this section, except for that information specified in paragraphs (b)(2) (i) through (ii), (b)(2)(v), (b)(3)(i)(A),

(b)(3)(ii)(A), and (b)(3)(iii)(A). If a violation at an affected source is detected, the source shall also report the information specified in paragraph (b)(4) of this section for the reporting period during which the violation(s) occurred. To the extent possible, the report shall be organized according to the compliance procedure(s) followed each month by the affected source.

[60 FR 64336, Dec. 15, 1995, as amended at 61 FR 66227, Dec. 17, 1996]

#### § 63.789 Implementation and enforcement.

(a) This subpart can be implemented and enforced by the U.S. EPA, or a delegated authority such as the applicable State, local, or Tribal agency. If the U.S. EPA Administrator has delegated authority to a State, local, or Tribal agency, then that agency, in addition to the U.S. EPA, has the authority to implement and enforce this subpart. Contact the applicable U.S. EPA Regional Office to find out if implementation and enforcement of this subpart is delegated to a State, local, or Tribal agency.

(b) In delegating implementation and enforcement authority of this subpart to a State, local, or Tribal agency under subpart E of this part, the authorities contained in paragraph (c) of this section are retained by the Administrator of U.S. EPA and cannot be transferred to the State, local, or Tribal agency.

(c) The authorities that cannot be delegated to State, local, or Tribal agencies are as specified in paragraphs (c)(1) through (4) of this section.

(1) Approval of alternatives to the requirements in §§ 63.780 through 63.781, and 63.783 through 63.784.

(2) Approval of major alternatives to test methods under § 63.7(e)(2)(ii) and (f), as defined in § 63.90, and as required in this subpart.

(3) Approval of major alternatives to monitoring under § 63.8(f), as defined in § 63.90, and as required in this subpart.

(4) Approval of major alternatives to recordkeeping and reporting under § 63.10(f), as defined in § 63.90, and as required in this subpart.

[68 FR 37353, June 23, 2003]

Environmental Protection Agency

Pt. 63, Subpt. II, Table 2

TABLE 1 TO SUBPART II OF PART 63—GENERAL PROVISIONS OF APPLICABILITY TO SUBPART II

Reference	Applies to subpart II	Comment
63.1(a)(1)–(3) ....	Yes. ....	Subpart II clarifies the applicability of each paragraph in subpart A to sources subject to subpart II.
63.1(a)(4) .....	Yes. ....	
63.1(a)(5)–(7) ....	Yes. ....	Discusses State programs.
63.1(a)(8) .....	No .....	
63.1(a)(9)–(14) ..	Yes. ....	\$ 63.781 specifies applicability in more detail.
63.1(b)(1) .....	Yes. ....	
63.1(b)(2)–(3) ....	Yes. ....	Additional terms are defined in § 63.782; when overlap between subparts A and II occurs, subpart II takes precedence.
63.1(c)–(e) .....	Yes. ....	
63.2 .....	Yes. ....	Other units used in subpart II are defined in that subpart.
63.3 .....	Yes. ....	
63.4 .....	Yes. ....	Except information on control devices and control efficiencies should not be included in the application unless an add-on control system is or will be used to comply with subpart II in accordance with § 63.783(c).
63.5(a)–(c) .....	Yes. ....	
63.5(d) .....	Yes. ....	Except § 63.784(a) specifies the compliance date for existing affected sources.
63.5(e)–(f) .....	Yes. ....	
63.6(a)–(b) .....	Yes. ....	If an alternative means of limiting emissions (e.g., an add-on control system) is used to comply with subpart II in accordance with § 63.783(c), then these paragraphs do apply.
63.6(c)–(d) .....	Yes. ....	
63.6(e)–(f) .....	No .....	\$ 63.783(c) specifies procedures for application and approval of alternative means of limiting emissions.
63.6(g) .....	No .....	
63.6(h) .....	No .....	Subpart II does not contain any opacity or visible emission standards.
63.6(i)–(j) .....	Yes. ....	
63.7 .....	No .....	If an alternative means of limiting emissions (e.g., an add-on control system) is used to comply with subpart II in accordance with § 63.783(c), then this section does apply.
63.8 .....	No .....	
63.9(a)–(d) .....	Yes. ....	If an alternative means of limiting emissions (e.g., an add-on control system) is used to comply with subpart II in accordance with § 63.783(c), then this section does apply.
63.9(e) .....	No .....	
63.9(f) .....	No .....	Subpart II does not contain any opacity or visible emission standards
63.9(g)–(h) .....	No .....	
63.9(i)–(j) .....	Yes. ....	\$ 63.788(b)–(c) list additional recordkeeping and reporting requirements.
63.10(a)–(b) .....	Yes. ....	
63.10(c) .....	No .....	If an alternative means of limiting emissions (e.g., an add-on control system) is used to comply with subpart II in accordance with § 63.783(c), then this paragraph does apply.
63.10(d) .....	Yes. ....	
63.10(e) .....	No .....	If an alternative means of limiting emissions (e.g., an add-on control system) is used to comply with subpart II in accordance with § 63.783(c), then this paragraph does apply.
63.10(f) .....	Yes. ....	
63.11 .....	No .....	If an alternative means of limiting emissions (e.g., an add-on control system) is used to comply with subpart II in accordance with § 63.783(c), then this section does apply.
63.12–63.15 .....	Yes. ....	

TABLE 2 TO SUBPART II OF PART 63—VOLATILE ORGANIC HAP (VOHAP) LIMITS FOR MARINE COATINGS

Coating category	VOHAP limits <sup>a,b,c</sup>		
	Grams/liter coating (minus water and exempt compounds)	Grams/liter solids <sup>d</sup>	
		t ≥ 4.5 °C	t < 4.5 °C <sup>e</sup>
General use .....	340	571	728
Specialty:			
Air flask .....	340	571	728
Antenna .....	530	1,439	
Antifoulant .....	400	765	971
Heat resistant .....	420	841	1,069
High-gloss .....	420	841	1,069
High-temperature .....	500	1,237	1,597
Inorganic zinc high-build .....	340	571	728

## Pt. 63, Subpt. II, Table 3

## 40 CFR Ch. I (7–1–07 Edition)

Coating category	VOHAP limits <sup>a,b,c</sup>		
	Grams/liter coating (minus water and exempt compounds)	Grams/liter solids <sup>d</sup>	
		t ≥4.5 °C	t <4.5 °C <sup>e</sup>
Military exterior .....	340	571	728
Mist .....	610	2,235	
Navigational aids .....	550	1,597	
Nonskid .....	340	571	728
Nuclear .....	420	841	1,069
Organic zinc .....	360	630	802
Pretreatment wash primer .....	780	11,095	
Repair and maint. of thermoplastics .....	550	1,597	
Rubber camouflage .....	340	571	728
Sealant for thermal spray aluminum .....	610	2,235	
Special marking .....	490	1,178	
Specialty interior .....	340	571	728
Tack coat .....	610	2,235	
Undersea weapons systems .....	340	571	728
Weld-through precon. primer .....	650	2,885	

<sup>a</sup>The limits are expressed in two sets of equivalent units. Either set of limits may be used for the compliance procedure described in § 63.785(c)(1), but only the limits expressed in units of g/L solids (nonvolatiles) shall be used for the compliance procedures described in § 63.785(c) (2) through (4).

<sup>b</sup>VOC (including exempt compounds listed as HAP) shall be used as a surrogate for VOHAP for those compliance procedures described in § 63.785(c) (1) through (3).

<sup>c</sup>To convert from g/L to lb/gal, multiply by (3.785 L/gal)(1/453.6 lb/g) or 1/120. For compliance purposes, metric units define the standards.

<sup>d</sup>VOHAP limits expressed in units of mass of VOHAP per volume of solids were derived from the VOHAP limits expressed in units of mass of VOHAP per volume of coating assuming the coatings contain no water or exempt compounds and that the volumes of all components within a coating are additive.

<sup>e</sup>These limits apply during cold-weather time periods, as defined in § 63.782. Cold-weather allowances are not given to coatings in categories that permit less than 40 percent volume solids (nonvolatiles). Such coatings are subject to the same limits regardless of weather conditions.

[60 FR 64336, Dec. 15, 1995, as amended at 61 FR 66228, Dec. 17, 1996]

TABLE 3 TO SUBPART II OF PART 63—SUMMARY OF RECORDKEEPING AND REPORTING REQUIREMENTS <sup>ABC</sup>

Requirement	All Opts.		Option 1		Option 2		Option 3	
	Rec	Rep	Rec	Rep	Rec	Rep	Rec	Rep
Notification (§ 63.9(a)–(d)) .....	X	X						
Implementation plan (§ 63.787(b)) <sup>d</sup> .....	X	X						
Volume of coating applied at unaffected major sources (§ 63.781(b)) .....	X							
Volume of each low-usage-exempt coating applied at affected sources (§ 63.781(c)) .....	X	X						
ID of the coatings used, their appropriate coating categories, and the applicable VOHAP limit .....	X	X						
Determination of whether containers meet the standards described in § 63.783(b)(2) .....	X	X						
Results of M–24 or other approved tests .....	X	X						
Certification of the as-supplied VOC content of each batch .....	X							
Certification of the as-applied VOC content of each batch .....			X					
Volume of each coating applied .....			X	X				
Density of each thinner and volume fraction of solids in each batch ..					X	X		
Maximum allowable thinning ratio(s) for each batch .....					X	X	X	X
Volume used of each batch, as supplied .....					X	X	X	X
Total allowable volume of thinner .....					X	X	X	X
Actual volume of thinner used .....					X	X	X	X
Identification of each group of coatings and designated thinners .....							X	X

<sup>a</sup>Affected sources that comply with the cold-weather limits must record and report additional information, as specified in § 63.788(b)(3) (ii)(C), (iii)(C), and (iv)(D).

<sup>b</sup>Affected sources that detect a violation must record and report additional information, as specified in § 63.788(b)(4).

<sup>c</sup>OPTION 4: the recordkeeping and reporting requirements of Option 4 are identical to those of Options 1, 2, or 3, depending on whether and how thinners are used. However, when using Option 4, the term “VOHAP” shall be used in lieu of the term “VOC,” and the owner or operator shall record and report the Administrator-approved VOHAP test method or certification procedure.

<sup>d</sup>Major sources that intend to become area sources by the compliance date may, in lieu of submitting an implementation plan, choose to submit a statement of intent as specified in § 63.787(b)(4).

**Environmental Protection Agency**

**Pt. 63, Subpt. II, App. A**

**APPENDIX A TO SUBPART II OF PART 63—  
VOC DATA SHEET<sup>1</sup>**

*Properties of the Coating “As Supplied” by the  
Manufacturer<sup>2</sup>*

Coating Manufacturer: \_\_\_\_\_  
Coating Identification: \_\_\_\_\_  
Batch Identification: \_\_\_\_\_  
Supplied To: \_\_\_\_\_

Properties of the coating as supplied<sup>1</sup> to  
the customer:

- A. Coating Density: ( $D_c$ )<sub>s</sub> \_\_\_\_\_ g/L  
[ ] ASTM D1475-90\* [ ] Other<sup>3</sup>  
B. Total Volatiles: ( $m_v$ )<sub>s</sub> \_\_\_\_\_ Mass Percent  
[ ] ASTM D2369-93 or 95\* [ ] Other<sup>3</sup>

C. Water Content: 1. ( $m_w$ )<sub>s</sub> \_\_\_\_\_ Mass Percent  
[ ] ASTM D3792-91\* [ ] ASTM D4017-81,  
90, or 96a\* [ ] Other<sup>3</sup>

2. ( $v_w$ )<sub>s</sub> \_\_\_\_\_ Volume Percent  
[ ] Calculated [ ] Other<sup>3</sup>

D. Organic Volatiles: ( $m_o$ )<sub>s</sub> \_\_\_\_\_ Mass Percent

E. Nonvolatiles: ( $v_n$ )<sub>s</sub> \_\_\_\_\_ Volume Percent  
[ ] Calculated [ ] Other<sup>3</sup>

F. VOC Content (VOC)<sub>s</sub>:

1. \_\_\_\_\_ g/L solids (nonvolatiles)  
2. \_\_\_\_\_ g/L coating (less water and exempt  
compounds)

G. Thinner Density:  $D_{th}$  \_\_\_\_\_ g/L  
ASTM \_\_\_\_\_ [ ] Other<sup>3</sup>

Remarks: (use reverse side)

Signed: \_\_\_\_\_ Date: \_\_\_\_\_

[60 FR 64336, Dec. 15, 1995, as amended at 65  
FR 62216, Oct. 17, 2000]

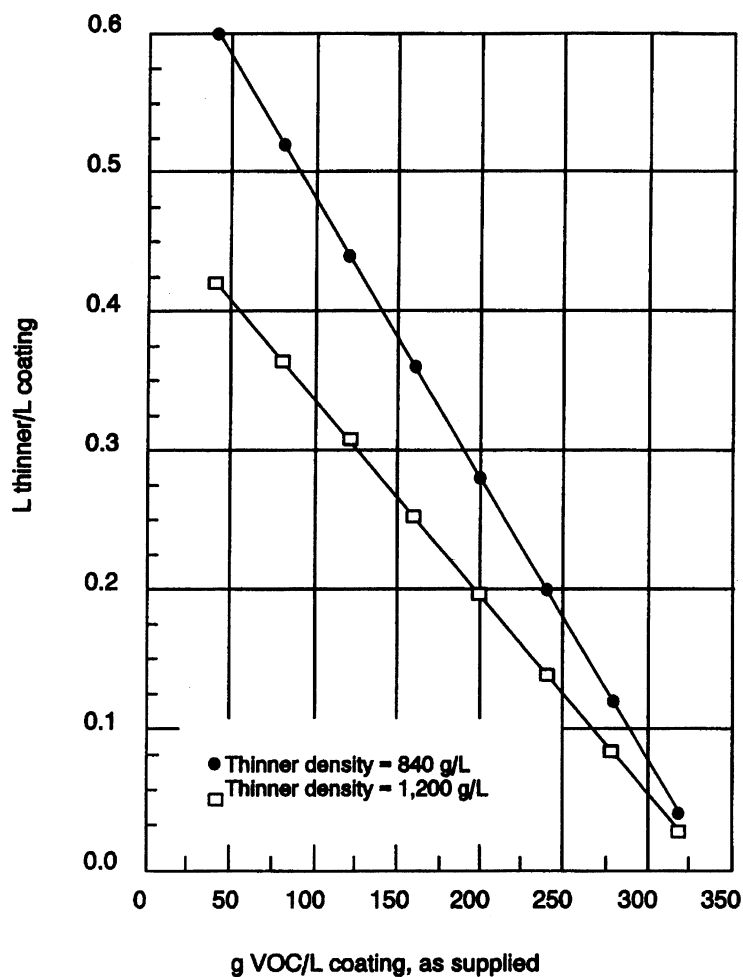
<sup>1</sup>Adapted from EPA-340/1-86-016 (July 1986),  
p. II-2.

<sup>2</sup>The subscript “s” denotes each value is  
for the coating “as supplied” by the manu-  
facturer.

\*Incorporation by reference—see §63.14.

<sup>3</sup>Explain the other method used under  
“Remarks.”

## APPENDIX B TO SUBPART II TO PART 63—MAXIMUM ALLOWABLE THINNING RATES AS A FUNCTION OF AS SUPPLIED VOC CONTENT AND THINNER DENSITY

Appendix B To Subpart II of Part 63 -- Maximum Allowable Thinning Rates As A Function Of As Supplied VOC Content And Thinner Density<sup>a,b</sup>

<sup>a</sup> These graphs represent maximum allowable thinning ratios for general use coatings without water or exempt compounds.

<sup>b</sup> The average density of the volatiles in the coating was assumed = 840 g solvent/L solvent.



**Subpart JJ—National Emission Standards for Wood Furniture Manufacturing Operations**

SOURCE: 60 FR 62936, Dec. 7, 1995, unless otherwise noted.

**§ 63.800 Applicability.**

(a) The affected source to which this subpart applies is each facility that is engaged, either in part or in whole, in the manufacture of wood furniture or wood furniture components and that is located at a plant site that is a major source as defined in 40 CFR part 63, subpart A, § 63.2. The owner or operator of a source that meets the definition for an incidental wood furniture manufacturer shall maintain purchase or usage records demonstrating that the source meets the definition in § 63.801 of this subpart, but the source shall not be subject to any other provisions of this subpart.

(b) A source that complies with the limits and criteria specified in paragraphs (b)(1), (b)(2), or (b)(3) of this section is an area source for the purposes of this subpart and is not subject to any other provision of this rule, provided that: In the case of paragraphs (b)(1) and (b)(2), finishing materials, adhesives, cleaning solvents and washoff solvents used for wood furniture or wood furniture component manufacturing operations account for at least 90 percent of annual HAP emissions at the plant site, and if the plant site has HAP emissions that do not originate from the listed materials, the owner or operator shall keep any records necessary to demonstrate that the 90 percent criterion is being met. A source that initially relies on the limits and criteria specified in paragraphs (b)(1), (b)(2), and (b)(3) to become an area source, but subsequently exceeds the relevant limit (without first obtaining and complying with other limits that keep its potential to emit hazardous air pollutants below major source levels), becomes a major source and must comply thereafter with all applicable provisions of this subpart starting on the applicable compliance date in § 63.800. Nothing in this paragraph (b) is intended to preclude a source from limiting its potential to emit through other appropriate mecha-

nisms that may be available through the permitting authority.

(1) The owner or operator of the source uses no more than 250 gallons per month, for every month, of coating, gluing, cleaning, and washoff materials at the source, including materials used for source categories other than wood furniture (surface coating), but excluding materials used in routine janitorial or facility grounds maintenance, personal uses by employees or other persons, the use of products for the purpose of maintaining motor vehicles operated by the facility, or the use of toxic chemicals contained in intake water (used for processing or noncontact cooling) or intake air (used either as compressed air or for combustion). The owner or operator shall maintain records of the total gallons of coating, gluing, cleaning, and washoff materials used each month, and upon request submit such records to the Administrator. These records shall be maintained for five years.

(2) The owner or operator of the source uses no more than 3,000 gallons per rolling 12-month period, for every 12-month period, of coating, gluing, cleaning, and washoff materials at the source, including materials used for source categories other than wood furniture (surface coating), but excluding materials used in routine janitorial or facility grounds maintenance, personal uses by employees or other persons, the use of products for the purpose of maintaining motor vehicles operated by the facility, or the use of toxic chemicals contained in intake water (used for processing or noncontact cooling) or intake air (used either as compressed air or for combustion). A rolling 12-month period includes the previous 12 months of operation. The owner or operator of the source shall maintain records of the total gallons of coating, gluing, cleaning, and washoff materials used each month and the total gallons used each previous month, and upon request submit such records to the Administrator. Because records are needed over the previous set of 12 months, the owner or operator shall keep monthly records beginning no less than one year before the compliance date specified in § 63.800(e).

## § 63.801

## 40 CFR Ch. I (7–1–07 Edition)

Records shall be maintained for five years.

(3) The source emits no more than 4.5 Mg (5 tons) of any one HAP per rolling 12-month period and no more than 11.4 Mg (12.5 tons) of any combination of HAP per rolling 12-month period, and at least 90 percent of the plantwide emissions per rolling 12-month period are associated with the manufacture of wood furniture or wood furniture components.

(c) This subpart does not apply to research or laboratory facilities as defined in § 63.801.

(d) Owners or operators of affected sources shall also comply with the requirements of subpart A of this part (General Provisions), according to the applicability of subpart A to such sources, as identified in Table 1 of this subpart.

(e) The compliance date for existing affected sources that emit less than 50 tons per year of HAP in 1996 is December 7, 1998. The compliance date for existing affected sources that emit 50 tons or more of hazardous air pollutants in 1996 is November 21, 1997. The owner or operator of an existing area source that increases its emissions of (or its potential to emit) HAP such that the source becomes a major source that is subject to this subpart shall comply with this subpart one year after becoming a major source.

(f) New affected sources must comply with the provisions of this standard immediately upon startup or by December 7, 1995, whichever is later. New area sources that become major sources shall comply with the provisions of this standard immediately upon becoming a major source.

(g) Reconstructed affected sources are subject to the requirements for new affected sources. The costs associated with the purchase and installation of air pollution control equipment (e.g., incinerators, carbon adsorbers, etc.) are not considered in determining whether the facility has been reconstructed, unless the control equipment is required as part of the process (e.g., product recovery). Additionally, the costs of retrofitting and replacement of equipment that is installed specifically to comply with this subpart are not considered reconstruction costs. For

example, an affected source may convert to waterborne coatings to meet the requirements of this subpart. At most facilities, this conversion will require the replacement of existing storage tanks, mix equipment, and transfer lines. The cost of replacing the equipment is not considered in determining whether the facility has been reconstructed.

[60 FR 62936, Dec. 7, 1995, as amended at 62 FR 30259, June 3, 1997]

### § 63.801 Definitions.

(a) All terms used in this subpart that are not defined below have the meaning given to them in the CAA and in subpart A (General Provisions) of this part.

*Adhesive* means any chemical substance that is applied for the purpose of bonding two surfaces together other than by mechanical means. Under this subpart, adhesives shall not be considered coatings or finishing materials. Products used on humans and animals, adhesive tape, contact paper, or any other product with an adhesive incorporated onto or in an inert substrate shall not be considered adhesives under this subpart.

*Administrator* means the Administrator of the United States Environmental Protection Agency or his or her authorized representative.

*Aerosol adhesive* means an adhesive that is dispensed from a pressurized container as a suspension of fine solid or liquid particles in gas.

*Affected source* means a wood furniture manufacturing facility that is engaged, either in part or in whole, in the manufacture of wood furniture or wood furniture components and that is located at a plant site that is a major source as defined in 40 CFR part 63.2, excluding sources that meet the criteria established in § 63.800(a), (b) and (c) of this subpart.

*Alternative method* means any method of sampling and analyzing for an air pollutant that is not a reference or equivalent method but has been demonstrated to the Administrator's satisfaction to, in specific cases, produce results adequate for a determination of compliance.

*As applied* means the HAP and solids content of the coating or contact adhesive that is actually used for coating or gluing the substrate. It includes the contribution of materials used for in-house dilution of the coating or contact adhesive.

*Basecoat* means a coat of colored material, usually opaque, that is applied before graining inks, glazing coats, or other opaque finishing materials, and is usually topcoated for protection.

*Baseline conditions* means the conditions that exist prior to an affected source implementing controls, such as a control system.

*Building enclosure* means a building housing a process that meets the requirements of a temporary total enclosure. The EPA Method 204E is used to identify all emission points from the building enclosure and to determine which emission points must be tested. For additional information see *Guidelines for Determining Capture Efficiency*, January 1994. Docket No. A-93-10, Item No. IV-B-1.

*Capture device* means a hood, enclosed room, floor sweep, or other means of collecting solvent emissions or other pollutants into a duct so that the pollutant can be directed to a pollution control device such as an incinerator or carbon adsorber.

*Capture efficiency* means the fraction of all organic vapors generated by a process that are directed to a control device.

*Certified product data sheet (CPDS)* means documentation furnished by coating or adhesive suppliers or an outside laboratory that provides:

(1) The VHAP content of a finishing material, contact adhesive, or solvent, by percent weight, measured using the EPA Method 311 (as promulgated in this subpart), or an equivalent or alternative method (or formulation data if the coating meets the criteria specified in § 63.805(a));

(2) The solids content of a finishing material or contact adhesive by percent weight, determined using data from the EPA Method 24, or an alternative or equivalent method (or formulation data if the coating meets the criteria specified in § 63.805 (a)); and

(3) The density, measured by EPA Method 24 or an alternative or equivalent

method. Therefore, the reportable VHAP content shall represent the maximum aggregate emissions potential of the finishing material, adhesive, or solvent in concentrations greater than or equal to 1.0 percent by weight or 0.1 percent for VHAP that are carcinogens, as defined by the Occupational Safety and Health Administration Hazard Communication Standard (29 CFR part 1910), as formulated. Only VHAP present in concentrations greater than or equal to 1.0 percent by weight, or 0.1 percent for VHAP that are carcinogens, must be reported on the CPDS. The purpose of the CPDS is to assist the affected source in demonstrating compliance with the emission limitations presented in § 63.802.

NOTE: Because the optimum analytical conditions under EPA Method 311 vary by coating, the coating or adhesive supplier may also choose to include on the CPDS the optimum analytical conditions for analysis of the coating, adhesive, or solvent using EPA Method 311. Such information may include, but not be limited to, separation column, oven temperature, carrier gas, injection port temperature, extraction solvent, and internal standard.)

*Cleaning operations* means operations in which organic HAP solvent is used to remove coating materials or adhesives from equipment used in wood furniture manufacturing operations.

*Coating* means a protective, decorative, or functional film applied in a thin layer to a surface. Such materials include, but are not limited to, paints, topcoats, varnishes, sealers, stains, washcoats, basecoats, enamels, inks, and temporary protective coatings. Aerosol spray paints used for touch-up and repair are not considered coatings under this subpart.

*Coating application station* means the part of a coating operation where the coating is applied, e.g., a spray booth.

*Coating operation* means those activities in which a coating is applied to a substrate and is subsequently air-dried, cured in an oven, or cured by radiation.

*Coating solids (or solids)* means the part of the coating which remains after the coating is dried or cured; solids content is determined using data from the EPA Method 24, or an equivalent or alternative method.

*Compliant coating/contact adhesive* means a finishing material, contact adhesive, or strippable booth coating that meets the emission limits specified in Table 3 of this subpart.

*Contact adhesive* means an adhesive that is applied to two substrates, dried, and mated under only enough pressure to result in good contact. The bond is immediate and sufficiently strong to hold pieces together without further clamping, pressure, or airing.

*Continuous coater* means a finishing system that continuously applies finishing materials onto furniture parts moving along a conveyor. Finishing materials that are not transferred to the part are recycled to a reservoir. Several types of application methods can be used with a continuous coater including spraying, curtain coating, roll coating, dip coating, and flow coating.

*Continuous compliance* means that the affected source is meeting the emission limitations and other requirements of the rule at all times and is fulfilling all monitoring and recordkeeping provisions of the rule in order to demonstrate compliance.

*Control device* means any equipment that reduces the quantity of a pollutant that is emitted to the air. The device may destroy or secure the pollutant for subsequent recovery. Includes, but is not limited to, incinerators, carbon adsorbers, and condensers.

*Control device efficiency* means the ratio of the pollutant released by a control device and the pollutant introduced to the control device.

*Control system* means the combination of capture and control devices used to reduce emissions to the atmosphere.

*Conventional air spray* means a spray coating method in which the coating is atomized by mixing it with compressed air and applied at an air pressure greater than 10 pounds per square inch (gauge) at the point of atomization. Airless and air assisted airless spray technologies are not conventional air spray because the coating is not atomized by mixing it with compressed air. Electrostatic spray technology is also not considered conventional air spray because an electrostatic charge is employed to attract the coating to the workpiece.

*Data quality objective (DQO) approach* means a set of approval criteria that must be met so that data from an alternative test method can be used in determining the capture efficiency of a control system. For additional information, see *Guidelines for Determining Capture Efficiency*, January 1994. (Docket No. A-93-10, Item No. IV-B-1).

*Day* means a period of 24 consecutive hours beginning at midnight local time, or beginning at a time consistent with a facility's operating schedule.

*Disposed offsite* means sending used organic HAP solvent or coatings outside of the facility boundaries for disposal.

*Emission* means the release or discharge, whether directly or indirectly, of HAP into the ambient air.

*Enamel* means a coat of colored material, usually opaque, that is applied as a protective topcoat over a basecoat, primer, or previously applied enamel coats. In some cases, another finishing material may be applied as a topcoat over the enamel.

*Equipment leak* means emissions of VHAP from pumps, valves, flanges, or other equipment used to transfer or apply coatings, adhesives, or organic HAP solvents.

*Equivalent method* means any method of sampling and analyzing for an air pollutant that has been demonstrated to the Administrator's satisfaction to have a consistent and quantitatively known relationship to the reference method, under specific conditions.

*Finishing material* means a coating used in the wood furniture industry. Such materials include, but are not limited to, stains, basecoats, washcoats, enamels, sealers, and topcoats.

*Finishing operation* means those operations in which a finishing material is applied to a substrate and is subsequently air-dried, cured in an oven, or cured by radiation.

*Foam adhesive* means a contact adhesive used for gluing foam to fabric, foam to foam, and fabric to wood.

*Gluing operation* means those operations in which adhesives are used to join components, for example, to apply a laminate to a wood substrate or foam to fabric.

*Incidental wood furniture manufacturer* means a major source that is primarily engaged in the manufacture of products other than wood furniture or wood furniture components and that uses no more than 100 gallons per month of finishing material or adhesives in the manufacture of wood furniture or wood furniture components.

*Incinerator* means, for the purposes of this industry, an enclosed combustion device that thermally oxidizes volatile organic compounds to CO and CO<sub>2</sub>. This term does not include devices that burn municipal or hazardous waste material.

*Janitorial maintenance* means the upkeep of equipment or building structures that is not directly related to the manufacturing process, for example, cleaning of restroom facilities.

*Lower confidence limit (LCL) approach* means a set of approval criteria that must be met so that data from an alternative test method can be used in determining the capture efficiency of a control system. For additional information, see *Guidelines for Determining Capture Efficiency*, January 1994. (Docket No. A-93-10, Item No. IV-B-1).

*Material safety data sheet (MSDS)* means the documentation required for hazardous chemicals by the Occupational Safety and Health Administration (OSHA) Hazard Communication Standard (29 CFR Part 1910) for a solvent, cleaning material, contact adhesive, coating, or other material that identifies select reportable hazardous ingredients of the material, safety and health considerations, and handling procedures.

*Noncompliant coating/contact adhesive* means a finishing material, contact adhesive, or strippable booth coating that has a VHAP content (VOC content for the strippable booth coating) greater than the emission limitation presented in Table 3 of this subpart.

*Nonporous substrate* means a surface that is impermeable to liquids. Examples include metal, rigid plastic, flexible vinyl, and rubber.

*Normally closed container* means a container that is closed unless an operator is actively engaged in activities such as emptying or filling the container.

*Operating parameter value* means a minimum or maximum value established for a control device or process parameter that, if achieved by itself or in combination with one or more other operating parameter values, determines that an owner or operator has complied with an applicable emission limit.

*Organic HAP solvent* means a HAP that is a volatile organic liquid used for dissolving or dispersing constituents in a coating or contact adhesive, adjusting the viscosity of a coating or contact adhesive, or cleaning equipment. When used in a coating or contact adhesive, the organic HAP solvent evaporates during drying and does not become a part of the dried film.

*Overall control efficiency* means the efficiency of a control system, calculated as the product of the capture and control device efficiencies, expressed as a percentage.

*Permanent total enclosure* means a permanently installed enclosure that completely surrounds a source of emissions such that all emissions are captured and contained for discharge through a control device. For additional information, see *Guidelines for Determining Capture Efficiency*, January 1994. (Docket No. A-93-10, Item No. IV-B-1).

*Recycled onsite* means the reuse of an organic HAP solvent in a process other than cleaning or washoff.

*Reference method* means any method of sampling and analyzing for an air pollutant that is published in Appendix A of 40 CFR part 60.

*Research or laboratory facility* means any stationary source whose primary purpose is to conduct research and development to develop new processes and products where such source is operated under the close supervision of technically trained personnel and is not engaged in the manufacture of products for commercial sale in commerce, except in a de minimis manner.

*Responsible official* has the meaning given to it in 40 CFR part 70, State Operating Permit Programs (Title V permits).

*Sealer* means a finishing material used to seal the pores of a wood substrate before additional coats of finishing material are applied. Special purpose finishing materials that are

used in some finishing systems to optimize aesthetics are not sealers.

*Solvent* means a liquid used in a coating or contact adhesive to dissolve or disperse constituents and/or to adjust viscosity. It evaporates during drying and does not become a part of the dried film.

*Stain* means any color coat having a solids content by weight of no more than 8.0 percent that is applied in single or multiple coats directly to the substrate. It includes, but is not limited to, nongrain raising stains, equalizer stains, prestains, sap stains, body stains, no-wipe stains, penetrating stains, and toners.

*Storage containers* means vessels or tanks, including mix equipment, used to hold finishing, gluing, cleaning, or washoff materials.

*Strippable spray booth material* means a coating that:

- (1) Is applied to a spray booth wall to provide a protective film to receive over spray during finishing operations;
- (2) That is subsequently peeled off and disposed; and
- (3) By achieving (1) and (2) of this definition reduces or eliminates the need to use organic HAP solvents to clean spray booth walls.

*Substrate* means the surface onto which a coating or contact adhesive is applied (or into which a coating or contact adhesive is impregnated).

*Temporary total enclosure* means an enclosure that meets the requirements of § 63.805(e)(1) (i) through (iv) and is not permanent, but constructed only to measure the capture efficiency of pollutants emitted from a given source. Additionally, any exhaust point from the enclosure shall be at least four equivalent duct or hood diameters from each natural draft opening. For additional information, see *Guidelines for Determining Capture Efficiency*, January 1994. (Docket No. A-93-10, Item No. IV-B-1).

*Thinner* means a volatile liquid that is used to dilute coatings or contact adhesives (to reduce viscosity, color strength, and solids, or to modify drying conditions).

*Topcoat* means the last film-building finishing material that is applied in a finishing system.

*Touchup and repair* means the application of finishing materials to cover minor finishing imperfections.

*VHAP* means any volatile hazardous air pollutant listed in Table 2 to Subpart JJ.

*VHAP of potential concern* means any VHAP from the list in table 6 of this subpart.

*Volatile organic compound (VOC)* means any organic compound which participates in atmospheric photochemical reactions, that is, any organic compound other than those which the Administrator designates as having negligible photochemical reactivity. A VOC may be measured by a reference method, an equivalent method, an alternative method, or by procedures specified under any rule. A reference method, an equivalent method, or an alternative method, however, may also measure nonreactive organic compounds. In such cases, the owner or operator may exclude the nonreactive organic compounds when determining compliance with a standard. For a list of compounds that the Administrator has designated as having negligible photochemical reactivity, refer to 40 CFR part 51.10.

*Washcoat* means a transparent special purpose finishing material having a solids content by weight of 12.0 percent by weight or less. Washcoats are applied over initial stains to protect, to control color, and to stiffen the wood fibers in order to aid sanding.

*Washoff operations* means those operations in which organic HAP solvent is used to remove coating from wood furniture or a wood furniture component.

*Wood furniture* means any product made of wood, a wood product such as rattan or wicker, or an engineered wood product such as particleboard that is manufactured under any of the following standard industrial classification codes: 2434, 2511, 2512, 2517, 2519, 2521, 2531, 2541, 2599, or 5712.

*Wood furniture component* means any part that is used in the manufacture of wood furniture. Examples include, but are not limited to, drawer sides, cabinet doors, seat cushions, and laminated tops. However, foam seat cushions manufactured and fabricated at a facility that does not engage in any other

wood furniture or wood furniture component manufacturing operation are excluded from this definition.

*Wood furniture manufacturing operations* means the finishing, gluing, cleaning, and washoff operations associated with the production of wood furniture or wood furniture components.

(b) The nomenclature used in this subpart has the following meaning:

(1)  $A_k$  = the area of each natural draft opening (k) in a total enclosure, in square meters.

(2)  $C_c$  = the VHAP content of a finishing material (c), in kilograms of volatile hazardous air pollutants per kilogram of coating solids (kg VHAP/kg solids), as supplied. Also given in pounds of volatile hazardous air pollutants per pound of coating solids (lb VHAP/lb solids).

(3)  $C_{aj}$  = the concentration of VHAP in gas stream (j) exiting the control device, in parts per million by volume.

(4)  $C_{bi}$  = the concentration of VHAP in gas stream (i) entering the control device, in parts per million by volume.

(5)  $C_{di}$  = the concentration of VHAP in gas stream (i) entering the control device from the affected source, in parts per million by volume.

(6)  $C_{k}$  = the concentration of VHAP in uncontrolled gas stream (k) emitted directly to the atmosphere from the affected source, in parts per million by volume.

(7) E = the emission limit achieved by an emission point or a set of emission points, in kg VHAP/kg solids (lb VHAP/lb solids).

(8) F = the control device efficiency, expressed as a fraction.

(9) FV = the average inward face velocity across all natural draft openings in a total enclosure, in meters per hour.

(10) G = the VHAP content of a contact adhesive, in kg VHAP/kg solids (lb VHAP/lb solids), as applied.

(11) M = the mass of solids in finishing material used monthly, kg solids/month (lb solids/month).

(12) N = the capture efficiency, expressed as a fraction.

(13)  $Q_{aj}$  = the volumetric flow rate of gas stream (j) exiting the control device, in dry standard cubic meters per hour.

(14)  $Q_{bi}$  = the volumetric flow rate of gas stream (i) entering the control de-

vice, in dry standard cubic meters per hour.

(15)  $Q_{di}$  = the volumetric flow rate of gas stream (i) entering the control device from the emission point, in dry standard cubic meters per hour.

(16)  $Q_k$  = the volumetric flow rate of uncontrolled gas stream (k) emitted directly to the atmosphere from the emission point, in dry standard cubic meters per hour.

(17)  $Q_{in i}$  = the volumetric flow rate of gas stream (i) entering the total enclosure through a forced makeup air duct, in standard cubic meters per hour (wet basis).

(18)  $Q_{out j}$  = the volumetric flow rate of gas stream (j) exiting the total enclosure through an exhaust duct or hood, in standard cubic meters per hour (wet basis).

(19) R = the overall efficiency of the control system, expressed as a percentage.

(20) S = the VHAP content of a solvent, expressed as a weight fraction, added to finishing materials.

(21) W = the amount of solvent, in kilograms (pounds), added to finishing materials during the monthly averaging period.

(22) ac = after the control system is installed and operated.

(23) bc = before control.

[60 FR 62936, Dec. 7, 1995, as amended at 62 FR 30260, June 3, 1997; 62 FR 31363, June 9, 1997; 63 FR 71380, Dec. 28, 1998]

#### § 63.802 Emission limits.

(a) Each owner or operator of an existing affected source subject to this subpart shall:

(1) Limit VHAP emissions from finishing operations by meeting the emission limitations for existing sources presented in Table 3 of this subpart, using any of the compliance methods in § 63.804(a). To determine VHAP emissions from a finishing material containing formaldehyde or styrene, the owner or operator of the affected source shall use the methods presented in § 63.803(1)(2) for determining styrene and formaldehyde usage.

(2) Limit VHAP emissions from contact adhesives by achieving a VHAP limit for contact adhesives based on the following criteria:

(i) For foam adhesives (contact adhesives used for upholstery operations) used in products that meet the upholstered seating flammability requirements of California Technical Bulletin 116, 117, or 133, the Business and Institutional Furniture Manufacturers Association's (BIFMA's) X5.7, UFAC flammability testing, or any similar requirements from local, State, or Federal fire regulatory agencies, the VHAP content of the adhesive shall not exceed 1.8 kg VHAP/kg solids (1.8 lb VHAP/lb solids), as applied; or

(ii) For all other contact adhesives (including foam adhesives used in products that do not meet the standards presented in paragraph (a)(2)(i) of this section, but excluding aerosol adhesives and excluding contact adhesives applied to nonporous substrates, the VHAP content of the adhesive shall not exceed 1.0 kg VHAP/kg solids (1.0 lb VHAP/lb solids), as applied.

(3) Limit HAP emissions from strippable spray booth coatings by using coatings that contain no more than 0.8 kg VOC/kg solids (0.8 lb VOC/lb solids), as applied.

(b) Each owner or operator of a new affected source subject to this subpart shall:

(1) Limit VHAP emissions from finishing operations by meeting the emission limitations for new sources presented in Table 3 of this subpart using any of the compliance methods in § 63.804(d). To determine VHAP emissions from a finishing material containing formaldehyde or styrene, the owner or operator of the affected source shall use the methods presented in § 63.803(l)(2) for determining styrene and formaldehyde usage.

(2) Limit VHAP emissions from contact adhesives by achieving a VHAP limit for contact adhesives, excluding aerosol adhesives and excluding contact adhesives applied to nonporous substrates, of no greater than 0.2 kg VHAP/kg solids (0.2 lb VHAP/lb solids), as applied, using either of the compliance methods in § 63.804(e).

(3) Limit HAP emissions from strippable spray booth coatings by using coatings that contain no more than 0.8 kg VOC/kg solids (0.8 lb VOC/lb solids), as applied.

**§ 63.803 Work practice standards.**

(a) *Work practice implementation plan.*

(1) Each owner or operator of an affected source subject to this subpart shall prepare and maintain a written work practice implementation plan that defines environmentally desirable work practices for each wood furniture operation manufacturing operation and addresses each of the work practice standards presented in paragraphs (b) through (l) of this section. The plan shall be developed no more than 60 days after the compliance date.

(2) The written work practice implementation plan shall be available for inspection by the Administrator (or delegated State, local, or Tribal authority) upon request. If the Administrator (or delegated State, local, or Tribal authority) determines that the work practice implementation plan does not include sufficient mechanisms for ensuring that the work practice standards are being implemented, the Administrator (or delegated State, local, or Tribal authority) may require the affected source to modify the plan. Revisions or modifications to the plan do not require a revision of the source's Title V permit.

(3) The inspection and maintenance plan required by paragraph (c) of this section and the formulation assessment plan for finishing operations required by paragraph (l) of this section are also reviewable by the Administrator (or delegated State, local, or Tribal authority).

(b) *Operator training course.* Each owner or operator of an affected source shall train all new and existing personnel, including contract personnel, who are involved in finishing, gluing, cleaning, and washoff operations, use of manufacturing equipment, or implementation of the requirements of this subpart. All new personnel, those hired after the compliance date of the standard, shall be trained upon hiring. All existing personnel, those hired before the compliance date of the standard, shall be trained within six months of the compliance date of the standard. All personnel shall be given refresher training annually. The affected source shall maintain a copy of the training program with the work practice implementation plan. The training program



shall include, at a minimum, the following:

(1) A list of all current personnel by name and job description that are required to be trained;

(2) An outline of the subjects to be covered in the initial and refresher training for each position or group of personnel;

(3) Lesson plans for courses to be given at the initial and the annual refresher training that include, at a minimum, appropriate application techniques, appropriate cleaning and washoff procedures, appropriate equipment setup and adjustment to minimize finishing material usage and overspray, and appropriate management of cleanup wastes; and

(4) A description of the methods to be used at the completion of initial or refresher training to demonstrate and document successful completion.

(c) *Inspection and maintenance plan.* Each owner or operator of an affected source shall prepare and maintain with the work practice implementation plan a written leak inspection and maintenance plan that specifies:

(1) A minimum visual inspection frequency of once per month for all equipment used to transfer or apply coatings, adhesives, or organic HAP solvents;

(2) An inspection schedule;

(3) Methods for documenting the date and results of each inspection and any repairs that were made;

(4) The timeframe between identifying the leak and making the repair, which adheres, at a minimum, to the following schedule:

(i) A first attempt at repair (e.g., tightening of packing glands) shall be made no later than five calendar days after the leak is detected; and

(ii) Final repairs shall be made within 15 calendar days after the leak is detected, unless the leaking equipment is to be replaced by a new purchase, in which case repairs shall be completed within three months.

(d) *Cleaning and washoff solvent accounting system.* Each owner or operator of an affected source shall develop an organic HAP solvent accounting form to record:

(1) The quantity and type of organic HAP solvent used each month for

washoff and cleaning, as defined in § 63.801 of this subpart;

(2) The number of pieces washed off, and the reason for the washoff; and

(3) The quantity of spent organic HAP solvent generated from each washoff and cleaning operation each month, and whether it is recycled on-site or disposed offsite.

(e) *Chemical composition of cleaning and washoff solvents.* Each owner or operator of an affected source shall not use cleaning or washoff solvents that contain any of the pollutants listed in Table 4 to this subpart, in concentrations subject to MSDS reporting as required by OSHA.

(f) *Spray booth cleaning.* Each owner or operator of an affected source shall not use compounds containing more than 8.0 percent by weight of VOC for cleaning spray booth components other than conveyors, continuous coaters and their enclosures, or metal filters, or plastic filters unless the spray booth is being refurbished. If the spray booth is being refurbished, that is the spray booth coating or other protective material used to cover the booth is being replaced, the affected source shall use no more than 1.0 gallon of organic HAP solvent per booth to prepare the surface of the booth prior to applying the booth coating.

(g) *Storage requirements.* Each owner or operator of an affected source shall use normally closed containers for storing finishing, gluing, cleaning, and washoff materials.

(h) *Application equipment requirements.* Each owner or operator of an affected source shall use conventional air spray guns to apply finishing materials only under any of the following circumstances:

(1) To apply finishing materials that have a VOC content no greater than 1.0 lb VOC/lb solids, as applied;

(2) For touchup and repair under the following conditions:

(i) The touchup and repair occurs after completion of the finishing operation; or

(ii) The touchup and repair occurs after the application of stain and before the application of any other type of finishing material, and the materials used for touchup and repair are

applied from a container that has a volume of no more than 2.0 gallons.

(3) When spray is automated, that is, the spray gun is aimed and triggered automatically, not manually;

(4) When emissions from the finishing application station are directed to a control device;

(5) The conventional air gun is used to apply finishing materials and the cumulative total usage of that finishing material is no more than 5.0 percent of the total gallons of finishing material used during that semiannual period; or

(6) The conventional air gun is used to apply stain on a part for which it is technically or economically infeasible to use any other spray application technology.

The affected source shall demonstrate technical or economic infeasibility by submitting to the Administrator a videotape, a technical report, or other documentation that supports the affected source's claim of technical or economic infeasibility. The following criteria shall be used, either independently or in combination, to support the affected source's claim of technical or economic infeasibility:

(i) The production speed is too high or the part shape is too complex for one operator to coat the part and the application station is not large enough to accommodate an additional operator; or

(ii) The excessively large vertical spray area of the part makes it difficult to avoid sagging or runs in the stain.

(i) *Line cleaning.* Each owner or operator of an affected source shall pump or drain all organic HAP solvent used for line cleaning into a normally closed container.

(j) *Gun cleaning.* Each owner or operator of an affected source shall collect all organic HAP solvent used to clean spray guns into a normally closed container.

(k) *Washoff operations.* Each owner or operator of an affected source shall control emissions from washoff operations by:

(1) Using normally closed tanks for washoff; and

(2) Minimizing dripping by tilting or rotating the part to drain as much solvent as possible.

(1) *Formulation assessment plan for finishing operations.* Each owner or operator of an affected source shall prepare and maintain with the work practice implementation plan a formulation assessment plan that:

(1) Identifies VHAP from the list presented in Table 5 of this subpart that are being used in finishing operations by the affected source;

(2) Establishes a baseline level of usage by the affected source, for each VHAP identified in paragraph (1)(1) of this section. The baseline usage level shall be the highest annual usage from 1994, 1995, or 1996, for each VHAP identified in paragraph (1)(1) of this section. For formaldehyde, the baseline level of usage shall be based on the amount of free formaldehyde present in the finishing material when it is applied. For styrene, the baseline level of usage shall be an estimate of unreacted styrene, which shall be calculated by multiplying the amount of styrene monomer in the finishing material, when it is applied, by a factor of 0.16. Sources using a control device to reduce emissions may adjust their usage based on the overall control efficiency of the control system, which is determined using the equation in § 63.805 (d) or (e).

(3) Tracks the annual usage of each VHAP identified in (1)(1) by the affected source that is present in amounts subject to MSDS reporting as required by OSHA.

(4) If, after November 1998, the annual usage of the VHAP identified in paragraph (1)(1) exceeds its baseline level, then the owner or operator of the affected source shall provide a written notification to the permitting authority that describes the amount of the increase and explains the reasons for exceedance of the baseline level. The following explanations would relieve the owner or operator from further action, unless the affected source is not in compliance with any State regulations or requirements for that VHAP:

(i) The exceedance is no more than 15.0 percent above the baseline level;

(ii) Usage of the VHAP is below the de minimis level presented in Table 5 of this subpart for that VHAP (sources

## Environmental Protection Agency

## § 63.804

using a control device to reduce emissions may adjust their usage based on the overall control efficiency of the control system, which is determined using the procedures in § 63.805 (d) or (e);

(iii) The affected source is in compliance with its State's air toxic regulations or guidelines for the VHAP; or

(iv) The source of the pollutant is a finishing material with a VOC content of no more than 1.0 kg VOC/kg solids (1.0 lb VOC/lb solids), as applied.

(5) If none of the above explanations are the reason for the increase, the owner or operator shall confer with the permitting authority to discuss the reason for the increase and whether there are practical and reasonable technology-based solutions for reducing the usage. The evaluation of whether a technology is reasonable and practical shall be based on cost, quality, and marketability of the product, whether the technology is being used successfully by other wood furniture manufacturing operations, or other criteria mutually agreed upon by the permitting authority and owner or operator. If there are no practical and reasonable solutions, the facility need take no further action. If there are solutions, the owner or operator shall develop a plan to reduce usage of the pollutant to the extent feasible. The plan shall address the approach to be used to reduce emissions, a timetable for implementing the plan, and a schedule for submitting notification of progress.

(6) If, after November 1998, an affected source uses a VHAP of potential concern listed in table 6 of this subpart for which a baseline level has not been previously established, then the baseline level shall be established as the *de minimis* level provided in that same table for that chemical. The affected source shall track the annual usage of each VHAP of potential concern identified in this paragraph that is present in amounts subject to MSDS reporting as required by OSHA. If usage of the VHAP of potential concern exceeds the *de minimis* level listed in table 6 of this subpart for that chemical, then the affected source shall provide an explanation to the permitting authority that documents the reason for the exceedance of the *de minimis* level. If the

explanation is not one of those listed in paragraphs (1)(4)(i) through (1)(4)(iv) of this section, the affected source shall follow the procedures in paragraph (1)(5) of this section.

[60 FR 62936, Dec. 7, 1995, as amended at 63 FR 71380, Dec. 28, 1998; 68 FR 37353, June 23, 2003]

### § 63.804 Compliance procedures and monitoring requirements.

(a) The owner or operator of an existing affected source subject to § 63.802(a)(1) shall comply with those provisions using any of the methods presented in § 63.804 (a)(1) through (a)(4).

(1) Calculate the average VHAP content for all finishing materials used at the facility using Equation 1, and maintain a value of E no greater than 1.0;

$$E = \frac{(M_{c1} C_{c1} + M_{c2} C_{c2} + * * * + M_{cn} C_{cn} + S_1 W_1 + S_2 W_2 + * * * S_n W_n)}{(M_{c1} + M_{c2} + * * * + M_{cn})} \quad \text{Equation 1}$$

(2) Use compliant finishing materials according to the following criteria:

(i) Demonstrate that each stain, sealer, and topcoat has a VHAP content of no more than 1.0 kg VHAP/kg solids (1.0 lb VHAP/lb solids), as applied, and each thinner contains no more than 10.0 percent VHAP by weight by maintaining certified product data sheets for each coating and thinner;

(ii) Demonstrate that each washcoat, basecoat, and enamel that is purchased pre-made, that is, it is not formulated onsite by thinning another finishing material, has a VHAP content of no more than 1.0 kg VHAP/kg solids (1.0 lb VHAP/lb solids), as applied, and each thinner contains no more than 10.0 percent VHAP by weight by maintaining certified product data sheets for each coating and thinner; and

(iii) Demonstrate that each washcoat, basecoat, and enamel that is formulated at the affected source is formulated using a finishing material containing no more than 1.0 kg VHAP/kg solids (1.0 lb VHAP/lb solids) and a thinner containing no more than 3.0 percent VHAP by weight.

(3) Use a control system with an overall control efficiency (R) such that the value of  $E_{ac}$  in Equation 2 is no greater than 1.0.

**§ 63.804****40 CFR Ch. I (7–1–07 Edition)**

$$R = [(E_{bc} - E_{ac})/E_{bc}](100) \quad \text{Equation 2}$$

The value of  $E_{bc}$  in Equation 2 shall be calculated using Equation 1; or

(4) Use any combination of an averaging approach, as described in paragraph (a)(1) of this section, compliant finishing materials, as described in paragraph (a)(2) of this section, and a control system, as described in paragraph (a)(3) of this section.

(b) The owner or operator of an affected source subject to § 63.802(a)(2)(i) shall comply with the provisions by using compliant foam adhesives with a VHAP content no greater than 1.8 kg VHAP/kg solids (1.8 lb VHAP/lb solids), as applied.

(c) The owner or operator of an affected source subject to § 63.802(a)(2)(ii) shall comply with those provisions by using either of the methods presented in § 63.804 (c)(1) and (c)(2).

(1) Use compliant contact adhesives with a VHAP content no greater than 1.0 kg VHAP/kg solids (1.0 lb VHAP/lb solids), as applied; or

(2) Use a control system with an overall control efficiency ( $R$ ) such that the value of  $G_{ac}$  is no greater than 1.0.

$$R = [(G_{bc} - G_{ac})/G_{bc}](100) \quad \text{Equation 3}$$

(d) The owner or operator of a new affected source subject to § 63.802(b)(1) may comply with those provisions by using any of the following methods:

(1) Calculate the average VHAP content across all finishing materials used at the facility using Equation 1, and maintain a value of  $E$  no greater than 0.8;

(2) Use compliant finishing materials according to the following criteria:

(i) Demonstrate that each sealer and topcoat has a VHAP content of no more than 0.8 kg VHAP/kg solids (0.8 lb VHAP/lb solids), as applied, each stain has a VHAP content of no more than 1.0 kg VHAP/kg solids (1.0 lb VHAP/lb solids), as applied, and each thinner contains no more than 10.0 percent VHAP by weight;

(ii) Demonstrate that each washcoat, basecoat, and enamel that is purchased pre-made, that is, it is not formulated onsite by thinning another finishing material, has a VHAP content of no more than 0.8 kg VHAP/kg solids (0.8 lb VHAP/lb solids), as applied, and each

thinner contains no more than 10.0 percent VHAP by weight; and

(iii) Demonstrate that each washcoat, basecoat, and enamel that is formulated onsite is formulated using a finishing material containing no more than 0.8 kg VHAP/kg solids (0.8 lb VHAP/lb solids) and a thinner containing no more than 3.0 percent HAP by weight.

(3) Use a control system with an overall control efficiency ( $R$ ) such that the value of  $E_{ac}$  in Equation 4 is no greater than 0.8.

$$R = [(E_{bc} - E_{ac})/E_{bc}](100) \quad \text{Equation 4}$$

The value of  $E_{bc}$  in Equation 4 shall be calculated using Equation 1; or

(4) Use any combination of an averaging approach, as described in (d)(1), compliant finishing materials, as described in (d)(2), and a control system, as described in (d)(3).

(e) The owner or operator of a new affected source subject to § 63.802(b)(2) shall comply with the provisions using either of the following methods:

(1) Use compliant contact adhesives with a VHAP content no greater than 0.2 kg VHAP/kg solids (0.2 lb VHAP/lb solids), as applied; or

(2) Use a control system with an overall control efficiency ( $R$ ) such that the value of  $G_{ac}$  in Equation 3 is no greater than 0.2.

(f) *Initial compliance.* (1) Owners or operators of an affected source subject to the provisions of § 63.802 (a)(1) or (b)(1) that comply through the procedures established in § 63.804 (a)(1) or (d)(1) shall submit the results of the averaging calculation (Equation 1) for the first month with the initial compliance status report required by § 63.807(b). The first month's calculation shall include data for the entire month in which the compliance date falls. For example, if the source's compliance date is November 21, 1997, the averaging calculation shall include data from November 1, 1997 to November 30, 1997.

(2) Owners or operators of an affected source subject to the provisions of § 63.802 (a)(1) or (b)(1) that comply through the procedures established in § 63.804 (a)(2) or (d)(2) shall submit an

## Environmental Protection Agency

## § 63.804

initial compliance status report, as required by § 63.807(b), stating that compliant stains, washcoats, sealers, topcoats, basecoats, enamels, and thinners, as applicable, are being used by the affected source.

(3) Owners or operators of an affected source subject to the provisions of § 63.802 (a)(1) or (b)(1) that are complying through the procedures established in § 63.804 (a)(2) or (d)(2) and are applying coatings using continuous coaters shall demonstrate initial compliance by:

(i) Submitting an initial compliance status report, as required by § 63.807(b), stating that compliant coatings, as determined by the VHAP content of the coating in the reservoir and the VHAP content as calculated from records, and compliant thinners are being used; or

(ii) Submitting an initial compliance status report, as required by § 63.807(b), stating that compliant coatings, as determined by the VHAP content of the coating in the reservoir, are being used; the viscosity of the coating in the reservoir is being monitored; and compliant thinners are being used. The affected source shall also submit data that demonstrate that viscosity is an appropriate parameter for demonstrating compliance.

(4) Owners or operators of an affected source subject to the provisions of § 63.802 (a)(1) or (b)(1) that comply through the procedures established in § 63.804 (a)(3) or (d)(3) shall demonstrate initial compliance by:

(i) Submitting a monitoring plan that identifies each operating parameter to be monitored for the capture device and discusses why each parameter is appropriate for demonstrating continuous compliance;

(ii) Conducting an initial performance test as required under § 63.7 using the procedures and test methods listed in § 63.7 and § 63.805 (c) and (d) or (e);

(iii) Calculating the overall control efficiency (R) following the procedures in § 63.805 (d) or (e); and

(iv) Determining those operating conditions critical to determining compliance and establishing one or more operating parameters that will ensure compliance with the standard.

(A) For compliance with a thermal incinerator, minimum combustion

temperature shall be the operating parameter.

(B) For compliance with a catalytic incinerator equipped with a fixed catalyst bed, the minimum gas temperature both upstream and downstream of the catalyst bed shall be the operating parameter.

(C) For compliance with a catalytic incinerator equipped with a fluidized catalyst bed, the minimum gas temperature upstream of the catalyst bed and the pressure drop across the catalyst bed shall be the operating parameters.

(D) For compliance with a carbon adsorber, the operating parameters shall be the total regeneration mass stream flow for each regeneration cycle and the carbon bed temperature after each regeneration, or the concentration level of organic compounds exiting the adsorber, unless the owner or operator requests and receives approval from the Administrator to establish other operating parameters.

(E) For compliance with a control device not listed in this section, one or more operating parameter values shall be established using the procedures identified in § 63.804(g)(4)(vi).

(v) Owners or operators complying with § 63.804(f)(4) shall calculate each site-specific operating parameter value as the arithmetic average of the maximum or minimum operating parameter values, as appropriate, that demonstrate compliance with the standards, during the three test runs required by § 63.805(c)(1).

(5) Owners or operators of an affected source subject to the provisions of § 63.802 (a)(2) or (b)(2) that comply through the procedures established in § 63.804 (b), (c)(1), or (e)(1), shall submit an initial compliance status report, as required by § 63.807(b), stating that compliant contact adhesives are being used by the affected source.

(6) Owners or operators of an affected source subject to the provisions of § 63.802 (a)(2)(ii) or (b)(2) that comply through the procedures established in § 63.804 (c)(2) or (e)(2), shall demonstrate initial compliance by:

(i) Submitting a monitoring plan that identifies each operating parameter to be monitored for the capture

device and discusses why each parameter is appropriate for demonstrating continuous compliance;

(ii) Conducting an initial performance test as required under § 63.7 using the procedures and test methods listed in § 63.7 and § 63.805 (c) and (d) or (e);

(iii) Calculating the overall control efficiency (R) following the procedures in § 63.805 (d) or (e); and

(iv) Determining those operating conditions critical to determining compliance and establishing one or more operating parameters that will ensure compliance with the standard.

(A) For compliance with a thermal incinerator, minimum combustion temperature shall be the operating parameter.

(B) For compliance with a catalytic incinerator equipped with a fixed catalyst bed, the minimum gas temperature both upstream and downstream of the catalyst shall be the operating parameter.

(C) For compliance with a catalytic incinerator equipped with a fluidized catalyst bed, the minimum gas temperature upstream of the catalyst bed and the pressure drop across the catalyst bed shall be the operating parameters.

(v) Owners or operators complying with § 63.804(f)(6) shall calculate each site-specific operating parameter value as the arithmetic average of the maximum or minimum operating values as appropriate, that demonstrate compliance with the standards, during the three test runs required by § 63.805(c)(1).

(7) Owners or operators of an affected source subject to the provisions of § 63.802 (a)(3) or (b)(3) shall submit an initial compliance status report, as required by § 63.807(b), stating that compliant strippable spray booth coatings are being used by the affected source.

(8) Owners or operators of an affected source subject to the work practice standards in § 63.803 shall submit an initial compliance status report, as required by § 63.807(b), stating that the work practice implementation plan has been developed and procedures have been established for implementing the provisions of the plan.

(g) *Continuous compliance demonstrations.* (1) Owners or operators of an affected source subject to the provisions

of § 63.802 (a)(1) or (b)(1) that comply through the procedures established in § 63.804 (a)(1) or (d)(1) shall demonstrate continuous compliance by submitting the results of the averaging calculation (Equation 1) for each month within that semiannual period and submitting a compliance certification with the semiannual report required by § 63.807(c).

(i) The compliance certification shall state that the value of (E), as calculated by Equation 1, is no greater than 1.0 for existing sources or 0.8 for new sources. An affected source is in violation of the standard if E is greater than 1.0 for existing sources or 0.8 for new sources for any month. A violation of the monthly average is a separate violation of the standard for each day of operation during the month, unless the affected source can demonstrate through records that the violation of the monthly average can be attributed to a particular day or days during the period.

(ii) The compliance certification shall be signed by a responsible official of the company that owns or operates the affected source.

(2) Owners or operators of an affected source subject to the provisions of § 63.802 (a)(1) or (b)(1) that comply through the procedures established in § 63.804 (a)(2) or (d)(2) shall demonstrate continuous compliance by using compliant coatings and thinners, maintaining records that demonstrate the coatings and thinners are compliant, and submitting a compliance certification with the semiannual report required by § 63.807(c).

(i) The compliance certification shall state that compliant stains, washcoats, sealers, topcoats, basecoats, enamels, and thinners, as applicable, have been used each day in the semiannual reporting period or should otherwise identify the periods of noncompliance and the reasons for noncompliance. An affected source is in violation of the standard whenever a noncompliant coating, as demonstrated by records or by a sample of the coating, is used.

(ii) The compliance certification shall be signed by a responsible official of the company that owns or operates the affected source.

(3) Owners or operators of an affected source subject to the provisions of § 63.802 (a)(1) or (b)(1) that are complying through the procedures established in § 63.804 (a)(2) or (d)(2) and are applying coatings using continuous coaters shall demonstrate continuous compliance by following the procedures in paragraph (g)(3) (i) or (ii) of this section.

(i) Using compliant coatings, as determined by the VHAP content of the coating in the reservoir and the VHAP content as calculated from records, using compliant thinners, and submitting a compliance certification with the semiannual report required by § 63.807(c).

(A) The compliance certification shall state that compliant coatings have been used each day in the semiannual reporting period, or should otherwise identify the days of noncompliance and the reasons for noncompliance. An affected source is in violation of the standard whenever a noncompliant coating, as determined by records or by a sample of the coating, is used. Use of a noncompliant coating is a separate violation for each day the noncompliant coating is used.

(B) The compliance certification shall be signed by a responsible official of the company that owns or operates the affected source.

(ii) Using compliant coatings, as determined by the VHAP content of the coating in the reservoir, using compliant thinners, maintaining a viscosity of the coating in the reservoir that is no less than the viscosity of the initial coating by monitoring the viscosity with a viscosity meter or by testing the viscosity of the initial coating and retesting the coating in the reservoir each time solvent is added, maintaining records of solvent additions, and submitting a compliance certification with the semiannual report required by § 63.807(c).

(A) The compliance certification shall state that compliant coatings, as determined by the VHAP content of the coating in the reservoir, have been used each day in the semiannual reporting period. Additionally, the certification shall state that the viscosity of the coating in the reservoir has not been less than the viscosity of the ini-

tial coating, that is, the coating that is initially mixed and placed in the reservoir, for any day in the semiannual reporting period.

(B) The compliance certification shall be signed by a responsible official of the company that owns or operates the affected source.

(C) An affected source is in violation of the standard when a sample of the as-applied coating exceeds the applicable limit established in § 63.804 (a)(2) or (d)(2), as determined using EPA Method 311, or the viscosity of the coating in the reservoir is less than the viscosity of the initial coating.

(4) Owners or operators of an affected source subject to the provisions of § 63.802 (a)(1) or (b)(1) that comply through the procedures established in § 63.804 (a)(3) or (d)(3) shall demonstrate continuous compliance by installing, calibrating, maintaining, and operating the appropriate monitoring equipment according to manufacturer's specifications. The owner or operator shall also submit the excess emissions and continuous monitoring system performance report and summary report required by § 63.807(d) and § 63.10(e) of subpart A.

(i) Where a capture/control device is used, a device to monitor each site-specific operating parameter established in accordance with § 63.804(f)(6)(i) is required.

(ii) Where an incinerator is used, a temperature monitoring device equipped with a continuous recorder is required.

(A) Where a thermal incinerator is used, a temperature monitoring device shall be installed in the firebox or in the ductwork immediately downstream of the firebox in a position before any substantial heat exchange occurs.

(B) Where a catalytic incinerator equipped with a fixed catalyst bed is used, temperature monitoring devices shall be installed in the gas stream immediately before and after the catalyst bed.

(C) Where a catalytic incinerator equipped with a fluidized catalyst bed is used, a temperature monitoring device shall be installed in the gas stream immediately before the bed. In addition, a pressure monitoring device shall be installed to determine the

pressure drop across the catalyst bed. The pressure drop shall be measured monthly at a constant flow rate.

(iii) Where a carbon adsorber is used one of the following is required:

(A) An integrating stream flow monitoring device having an accuracy of  $\pm 10$  percent, capable of recording the total regeneration stream mass flow for each regeneration cycle; and a carbon bed temperature monitoring device, having an accuracy of  $\pm 1$  percent of the temperature being monitored or  $\pm 0.5$  °C, whichever is greater, and capable of recording the carbon bed temperature after each regeneration and within 15 minutes of completing any cooling cycle;

(B) An organic monitoring device, equipped with a continuous recorder, to indicate the concentration level of organic compounds exiting the carbon adsorber; or

(C) Any other monitoring device that has been approved by the Administrator in accordance with § 63.804(f)(4)(iv)(D).

(iv) Owners or operators of an affected source shall not operate the capture or control device at a daily average value greater than or less than (as appropriate) the operating parameter values. The daily average value shall be calculated as the average of all values for a monitored parameter recorded during the operating day.

(v) Owners or operators of an affected source that are complying through the use of a catalytic incinerator equipped with a fluidized catalyst bed shall maintain a constant pressure drop, measured monthly, across the catalyst bed.

(vi) An owner or operator who uses a control device not listed in § 63.804(f)(4) shall submit, for the Administrator's approval, a description of the device, test data verifying performance, and appropriate site-specific operating parameters that will be monitored to demonstrate continuous compliance with the standard.

(5) Owners or operators of an affected source subject to the provisions of § 63.802 (a)(2) (i) or (ii) or (b)(2) that comply through the procedures established in § 63.804 (b), (c)(1), or (e)(1), shall submit a compliance certification

with the semiannual report required by § 63.807(c).

(i) The compliance certification shall state that compliant contact and/or foam adhesives have been used each day in the semiannual reporting period, or should otherwise identify each day noncompliant contact and/or foam adhesives were used. Each day a noncompliant contact or foam adhesive is used is a single violation of the standard.

(ii) The compliance certification shall be signed by a responsible official of the company that owns or operates the affected source.

(6) Owners or operators of an affected source subject to the provisions of § 63.802 (a)(2)(ii) or (b)(2) that comply through the procedures established in § 63.804 (c)(2) or (e)(2), shall demonstrate continuous compliance by installing, calibrating, maintaining, and operating the appropriate monitoring equipment according to the manufacturer's specifications. The owner or operator shall also submit the excess emissions and continuous monitoring system performance report and summary report required by § 63.807(d) and § 63.10(e) of subpart A of this part.

(i) Where a capture/control device is used, a device to monitor each site-specific operating parameter established in accordance with § 63.804(f)(6)(i) is required.

(ii) Where an incinerator is used, a temperature monitoring device equipped with a continuous recorder is required.

(A) Where a thermal incinerator is used, a temperature monitoring device shall be installed in the firebox or in the ductwork immediately downstream of the firebox in a position before any substantial heat exchange occurs.

(B) Where a catalytic incinerator equipped with a fixed catalyst bed is used, temperature monitoring devices shall be installed in the gas stream immediately before and after the catalyst bed.

(C) Where a catalytic incinerator equipped with a fluidized catalyst bed is used, a temperature monitoring device shall be installed in the gas stream immediately before the bed. In addition, a pressure monitoring device



shall be installed to measure the pressure drop across the catalyst bed. The pressure drop shall be measured monthly at a constant flow rate.

(iii) Where a carbon adsorber is used one of the following is required:

(A) An integrating stream flow monitoring device having an accuracy of  $\pm 10$  percent, capable of recording the total regeneration stream mass flow for each regeneration cycle; and a carbon bed temperature monitoring device, having an accuracy of  $\pm 1$  percent of the temperature being monitored or  $\pm 0.5$  °C, whichever is greater, and capable of recording the carbon bed temperature after each regeneration and within 15 minutes of completing any cooling cycle;

(B) An organic monitoring device, equipped with a continuous recorder, to indicate the concentration level of organic compounds exiting the carbon adsorber; or

(C) Any other monitoring device that has been approved by the Administrator in accordance with § 63.804(f)(4)(iv)(D).

(iv) Owners or operators of an affected source shall not operate the capture or control device at a daily average value greater than or less than (as appropriate) the operating parameter values. The daily average value shall be calculated as the average of all values for a monitored parameter recorded during the operating day.

(v) Owners or operators of an affected source that are complying through the use of a catalytic incinerator equipped with a fluidized catalyst bed shall maintain a constant pressure drop, measured monthly, across the catalyst bed.

(vi) An owner or operator using a control device not listed in this section shall submit to the Administrator a description of the device, test data verifying the performance of the device, and appropriate operating parameter values that will be monitored to demonstrate continuous compliance with the standard. Compliance using this device is subject to the Administrator's approval.

(7) Owners or operators of an affected source subject to the provisions of § 63.802 (a)(3) or (b)(3) shall submit a

compliance certification with the semi-annual report required by § 63.807(c).

(i) The compliance certification shall state that compliant strippable spray booth coatings have been used each day in the semiannual reporting period, or should otherwise identify each day noncompliant materials were used. Each day a noncompliant strippable booth coating is used is a single violation of the standard.

(ii) The compliance certification shall be signed by a responsible official of the company that owns or operates the affected source.

(8) Owners or operators of an affected source subject to the work practice standards in § 63.803 shall submit a compliance certification with the semi-annual report required by § 63.807(c).

(i) The compliance certification shall state that the work practice implementation plan is being followed, or should otherwise identify the provisions of the plan that have not been implemented and each day the provisions were not implemented. During any period of time that an owner or operator is required to implement the provisions of the plan, each failure to implement an obligation under the plan during any particular day is a violation.

(ii) The compliance certification shall be signed by a responsible official of the company that owns or operates the affected source.

#### § 63.805 Performance test methods.

(a) The EPA Method 311 of appendix A of part 63 shall be used in conjunction with formulation data to determine the VHAP content of the liquid coating. Formulation data shall be used to identify VHAP present in the coating. The EPA Method 311 shall then be used to quantify those VHAP identified through formulation data. The EPA Method 311 shall not be used to quantify HAP such as styrene and formaldehyde that are emitted during the cure. The EPA Method 24 (40 CFR part 60, appendix A) shall be used to determine the solids content by weight and the density of coatings. If it is demonstrated to the satisfaction of the Administrator that a coating does not release VOC or HAP byproducts during the cure, for example, all VOC and HAP present in the coating is solvent, then

batch formulation information shall be accepted. The owner or operator of an affected source may request approval from the Administrator to use an alternative method for determining the VHAP content of the coating. In the event of any inconsistency between the EPA Method 24 or Method 311 test data and a facility's formulation data, that is, if the EPA Method 24/311 value is higher, the EPA Method 24/311 test shall govern unless after consultation, a regulated source could demonstrate to the satisfaction of the enforcement agency that the formulation data were correct. Sampling procedures shall follow the guidelines presented in "Standard Procedures for Collection of Coating and Ink Samples for VOC Content Analysis by Reference Method 24 and Reference Method 24A," EPA-340/1-91-010. (Docket No. A-93-10, Item No. IV-A-1).

(b) Owners or operators demonstrating compliance in accordance with § 63.804 (f)(4) or (f)(6) and § 63.804 (g)(4) or (g)(6), or complying with any of the other emission limits of § 63.802 by operating a capture or control device shall determine the overall control efficiency of the control system (R) as the product of the capture and control device efficiency, using the test methods cited in § 63.805(c) and the procedures in § 63.805 (d) or (e).

(c) When an initial compliance demonstration is required by § 63.804 (f)(4) or (f)(6) of this subpart, the procedures in paragraphs (c)(1) through (c)(6) of this section shall be used in determining initial compliance with the provisions of this subpart.

(1) The EPA Method 18 (40 CFR part 60, appendix A) shall be used to determine the HAP concentration of gaseous air streams. The test shall consist of three separate runs, each lasting a minimum of 30 minutes.

(2) The EPA Method 1 or 1A (40 CFR part 60, appendix A) shall be used for sample and velocity traverses.

(3) The EPA Method 2, 2A, 2C, or 2D (40 CFR part 60, appendix A) shall be used to measure velocity and volumetric flow rates.

(4) The EPA Method 3 (40 CFR part 60, appendix A) shall be used to analyze the exhaust gases.

(5) The EPA Method 4 (40 CFR part 60, appendix A) shall be used to measure the moisture in the stack gas.

(6) The EPA Methods 2, 2A, 2C, 2D, 3, and 4 shall be performed, as applicable, at least twice during each test period.

(d) Each owner or operator of an affected source demonstrating compliance in accordance with § 63.804 (f)(4) or (f)(6) shall perform a gaseous emission test using the following procedures:

(1) Construct the overall HAP emission reduction system so that all volumetric flow rates and total HAP emissions can be accurately determined by the applicable test methods specified in § 63.805(c) (1) through (6);

(2) Determine capture efficiency from the affected emission point(s) by capturing, venting, and measuring all HAP emissions from the affected emission point(s). During a performance test, the owner or operator shall isolate affected emission point(s) located in an area with other nonaffected gaseous emission sources from all other gaseous emission point(s) by any of the following methods:

(i) Build a temporary total enclosure (see § 63.801) around the affected emission point(s); or

(ii) Use the building that houses the process as the enclosure (see § 63.801);

(iii) Use any alternative protocol and test method provided they meet either the requirements of the data quality objective (DQO) approach or the lower confidence level (LCL) approach (see § 63.801);

(iv) Shut down all nonaffected HAP emission point(s) and continue to exhaust fugitive emissions from the affected emission point(s) through any building ventilation system and other room exhausts such as drying ovens. All exhaust air must be vented through stacks suitable for testing; or

(v) Use another methodology approved by the Administrator provided it complies with the EPA criteria for acceptance under part 63, appendix A, Method 301.

(3) Operate the control device with all affected emission points that will subsequently be delivered to the control device connected and operating at maximum production rate;

(4) Determine the efficiency (F) of the control device using the following equation:

$$F = \frac{\sum_{i=1}^n Q_{bi} C_{bi} - \sum_{j=1}^p Q_{aj} C_{aj}}{\sum_{i=1}^n Q_{bi} C_{bi}} \quad (\text{Equation 5})$$

(5) Determine the efficiency (N) of the capture system using the following equation:

$$N = \frac{\sum_{i=1}^n Q_{di} C_{di}}{\sum_{i=1}^n Q_{di} C_{di} + \sum_{k=1}^p Q_{fk} C_{fk}} \quad (\text{Equation 6})$$

(6) For each affected source complying with § 63.802(a)(1) in accordance with § 63.804(a)(3), compliance is demonstrated if the product of (F×N)(100) yields a value (R) such that the value of E<sub>ac</sub> in Equation 2 is no greater than 1.0.

(7) For each new affected source complying with § 63.802(b)(1) in accordance with § 63.804(d)(3), compliance is demonstrated if the product of (F×N)(100) yields a value (R) such that the value of E<sub>ac</sub> in Equation 4 is no greater than 0.8.

(8) For each affected source complying with § 63.802(a)(2)(ii) in accordance with § 63.804(c)(2), compliance is demonstrated if the product of (F×N)(100) yields a value (R) such that the value of G<sub>ac</sub> in Equation 3 is no greater than 1.0.

(9) For each new affected source complying with § 63.802(b)(2) in accordance with § 63.804(e)(2), compliance is demonstrated if the product of (F×N)(100) yields a value (R) such that the value of G<sub>ac</sub> in Equation 3 is no greater than 0.2.

(e) An alternative method to the compliance method in § 63.805(d) is the

installation of a permanent total enclosure around the affected emission point(s). A permanent total enclosure presents prima facie evidence that all HAP emissions from the affected emission point(s) are directed to the control device. Each affected source that complies using a permanent total enclosure shall:

(1) Demonstrate that the total enclosure meets the requirements in paragraphs (e)(1) (i) through (iv). The owner or operator of an enclosure that does not meet these requirements may apply to the Administrator for approval of the enclosure as a total enclosure on a case-by-case basis. The enclosure shall be considered a total enclosure if it is demonstrated to the satisfaction of the Administrator that all HAP emissions from the affected emission point(s) are contained and vented to the control device. The requirements for automatic approval are as follows:

(i) The total area of all natural draft openings shall not exceed 5 percent of the total surface area of the total enclosure's walls, floor, and ceiling;

**§ 63.806**

**40 CFR Ch. I (7–1–07 Edition)**

(ii) All sources of emissions within the enclosure shall be a minimum of four equivalent diameters away from each natural draft opening;

(iii) The average inward face velocity (FV) across all natural draft openings shall be a minimum of 3,600 meters per hour as determined by the following procedures:

(A) All forced makeup air ducts and all exhaust ducts are constructed so that the volumetric flow rate in each can be accurately determined by the test methods specified in § 63.805 (c)(2) and (3). Volumetric flow rates shall be calculated without the adjustment normally made for moisture content; and

(B) Determine FV by the following equation:

$$FV = \frac{\sum_{j=1}^n Q_{out\ j} - \sum_{i=1}^p Q_{in\ i}}{\sum_{k=1}^q A_k} \quad (\text{Equation 7})$$

(iv) All access doors and windows whose areas are not included as natural draft openings and are not included in the calculation of FV shall be closed during routine operation of the process.

(2) Determine the control device efficiency using Equation (5), and the test methods and procedures specified in § 63.805 (c)(1) through (6).

(3) For each affected source complying with § 63.802(a)(1) in accordance with § 63.804(a)(3), compliance is demonstrated if:

(i) The installation of a permanent total enclosure is demonstrated (N=1);

(ii) The value of F is determined from Equation (5); and

(iii) The product of (F×N)(100) yields a value (R) such that the value of E<sub>ac</sub> in Equation 2 is no greater than 1.0.

(4) For each new affected source complying with § 63.802(b)(1) in accordance with § 63.804(d)(3), compliance is demonstrated if:

(i) The installation of a permanent total enclosure is demonstrated (N = 1);

(ii) The value of F is determined from Equation (5); and

(iii) The product of (F×N)(100) yields a value (R) such that the value of E<sub>ac</sub> in Equation 4 is no greater than 0.8.

(5) For each affected source complying with § 63.802(a)(2)(ii) in accordance with § 63.804(c)(2), compliance is demonstrated if:

(i) The installation of a permanent total enclosure is demonstrated (N=1);

(ii) The value of F is determined from Equation (5); and

(iii) The product of (F×N)(100) yields a value (R) such that the value of G<sub>ac</sub> in Equation 3 is no greater than 1.0.

(6) For each new affected source complying with § 63.802(b)(2) in accordance with § 63.804(e)(2), compliance is demonstrated if:

(i) The installation of a permanent total enclosure is demonstrated (N=1);

(ii) The value of F is determined from Equation (5); and

(iii) The product of (F×N)(100) yields a value (R) such that the value of G<sub>ac</sub> in Equation 3 is no greater than 0.2.

**§ 63.806 Recordkeeping requirements.**

(a) The owner or operator of an affected source subject to this subpart shall fulfill all recordkeeping requirements of § 63.10 of subpart A, according to the applicability criteria in § 63.800(d) of this subpart.

(b) The owner or operator of an affected source subject to the emission limits in § 63.802 of this subpart shall maintain records of the following:

(1) A certified product data sheet for each finishing material, thinner, contact adhesive, and strippable spray booth coating subject to the emission limits in § 63.802; and

(2) The VHAP content, in kg VHAP/kg solids (lb VHAP/lb solids), as applied, of each finishing material and contact adhesive subject to the emission limits in § 63.802; and

(3) The VOC content, in kg VOC/kg solids (lb VOC/lb solids), as applied, of each strippable booth coating subject to the emission limits in § 63.802 (a)(3) or (b)(3).

(c) The owner or operator of an affected source following the compliance method in § 63.804 (a)(1) or (d)(1) shall maintain copies of the averaging calculation for each month following the compliance date, as well as the data on the quantity of coatings and thinners used that is necessary to support the calculation of E in Equation 1.

(d) The owner or operator of an affected source following the compliance procedures of § 63.804 (f)(3)(ii) and (g)(3)(ii) shall maintain the records required by § 63.806(b) as well as records of the following:

(1) Solvent and coating additions to the continuous coater reservoir;

(2) Viscosity measurements; and

(3) Data demonstrating that viscosity is an appropriate parameter for demonstrating compliance.

(e) The owner or operator of an affected source subject to the work practice standards in § 63.803 of this subpart shall maintain onsite the work practice implementation plan and all records associated with fulfilling the requirements of that plan, including, but not limited to:

(1) Records demonstrating that the operator training program required by § 63.803(b) is in place;

(2) Records collected in accordance with the inspection and maintenance plan required by § 63.803(c);

(3) Records associated with the cleaning solvent accounting system required by § 63.803(d);

(4) Records associated with the limitation on the use of conventional air spray guns showing total finishing material usage and the percentage of finishing materials applied with conventional air spray guns for each semiannual period as required by § 63.803(h)(5).

(5) Records associated with the formulation assessment plan required by § 63.803(l); and

(6) Copies of documentation such as logs developed to demonstrate that the other provisions of the work practice implementation plan are followed.

(f) The owner or operator of an affected source following the compliance method of § 63.804 (f)(4) or (g)(4) shall maintain copies of the calculations demonstrating that the overall control efficiency (R) of the control system results in the value of  $E_{ac}$  required by Equations 2 or 4, records of the operating parameter values, and copies of the semiannual compliance reports required by § 63.807(d).

(g) The owner or operator of an affected source following the compliance method of § 63.804 (f)(6) or (g)(6), shall maintain copies of the calculations demonstrating that the overall control efficiency (R) of the control system results in the applicable value of  $G_{ac}$  calculated using Equation 3, records of the operating parameter values, and copies of the semiannual compliance reports required by § 63.807(d).

(h) The owner or operator of an affected source subject to the emission limits in § 63.802 and following the compliance provisions of § 63.804(f) (1), (2), (3), (5), (7) and (8) and § 63.804(g) (1), (2), (3), (5), (7), and (8) shall maintain records of the compliance certifications submitted in accordance with § 63.807(c) for each semiannual period following the compliance date.

(i) The owner or operator of an affected source shall maintain records of all other information submitted with the compliance status report required by § 63.9(h) and § 63.807(b) and the semiannual reports required by § 63.807(c).

(j) The owner or operator of an affected source shall maintain all records in accordance with the requirements of § 63.10(b)(1).

#### § 63.807 Reporting requirements.

(a) The owner or operator of an affected source subject to this subpart shall fulfill all reporting requirements of § 63.7 through § 63.10 of subpart A (General Provisions) according to the applicability criteria in § 63.800(d) of this subpart.

(b) The owner or operator of an affected source demonstrating compliance in accordance with § 63.804(f) (1), (2), (3), (5), (7) and (8) shall submit the

## § 63.808

## 40 CFR Ch. I (7–1–07 Edition)

compliance status report required by § 63.9(h) of subpart A (General Provisions) no later than 60 days after the compliance date. The report shall include the information required by § 63.804(f) (1), (2), (3), (5), (7), and (8) of this subpart.

(c) The owner or operator of an affected source demonstrating compliance in accordance with § 63.804(g) (1), (2), (3), (5), (7), and (8) shall submit a report covering the previous 6 months of wood furniture manufacturing operations:

(1) The first report shall be submitted 30 calendar days after the end of the first 6-month period following the compliance date.

(2) Subsequent reports shall be submitted 30 calendar days after the end of each 6-month period following the first report.

(3) The semiannual reports shall include the information required by § 63.804(g) (1), (2), (3), (5), (7), and (8), a statement of whether the affected source was in compliance or non-compliance, and, if the affected source was in noncompliance, the measures taken to bring the affected source into compliance.

(4) The frequency of the reports required by paragraph (c) of this section shall not be reduced from semiannually regardless of the history of the owner's or operator's compliance status.

(d) The owner or operator of an affected source demonstrating compliance in accordance with § 63.804(g) (4) and (6) of this subpart shall submit the excess emissions and continuous monitoring system performance report and summary report required by § 63.10(e) of subpart A. The report shall include the monitored operating parameter values required by § 63.804(g) (4) and (6). If the source experiences excess emissions, the report shall be submitted quarterly for at least 1 year after the excess emissions occur and until a request to reduce reporting frequency is approved, as indicated in § 63.10(e)(3)(C). If no excess emissions occur, the report shall be submitted semiannually.

(e) The owner or operator of an affected source required to provide a written notification under § 63.803(1)(4) shall include in the notification one or more statements that explains the rea-

sons for the usage increase. The notification shall be submitted no later than 30 calendar days after the end of the annual period in which the usage increase occurred.

### § 63.808 Implementation and enforcement.

(a) This subpart can be implemented and enforced by the U.S. EPA, or a delegated authority such as the applicable State, local, or Tribal agency. If the U.S. EPA Administrator has delegated authority to a State, local, or Tribal agency, then that agency, in addition to the U.S. EPA, has the authority to implement and enforce this subpart. Contact the applicable U.S. EPA Regional Office to find out if implementation and enforcement of this subpart is delegated to a State, local, or Tribal agency.

(b) In delegating implementation and enforcement authority of this subpart to a State, local, or Tribal agency under subpart E of this part, the authorities contained in paragraph (c) of this section are retained by the Administrator of U.S. EPA and cannot be transferred to the State, local, or Tribal agency.

(c) The authorities that cannot be delegated to State, local, or Tribal agencies are as specified in paragraphs (c)(1) through (5) of this section.

(1) Approval of alternatives to the requirements in §§ 63.800, 63.802, and 63.803(a)(1), (b), (c) introductory text, and (d) through (l).

(2) Approval of alternatives to the monitoring and compliance requirements in §§ 63.804(f)(4)(iv)(D) and (E), 63.804(g)(4)(iii)(C), 63.804(g)(4)(vi), and 63.804(g)(6)(vi).

(3) Approval of major alternatives to test methods under § 63.7(e)(2)(ii) and (f), as defined in § 63.90, and as required in this subpart, as well as approval of any alternatives to the specific test methods under §§ 63.805(a), 63.805(d)(2)(v), and 63.805(e)(1).

(4) Approval of major alternatives to monitoring under § 63.8(f), as defined in § 63.90, and as required in this subpart.

(5) Approval of major alternatives to recordkeeping and reporting under § 63.10(f), as defined in § 63.90, and as required in this subpart.

[68 FR 37354, June 23, 2003]

§§ 63.809–63.819 [Reserved]

TABLE 1 TO SUBPART JJ OF PART 63—GENERAL PROVISIONS APPLICABILITY TO SUBPART JJ

Reference	Applies to subpart JJ	Comment
63.1(a) .....	Yes	
63.1(b)(1) .....	No	Subpart JJ specifies applicability.
63.1(b)(2) .....	Yes	
63.1(b)(3) .....	Yes	
63.1(c)(1) .....	No	Subpart JJ specifies applicability.
63.1(c)(2) .....	No	
63.1(c)(4) .....	Yes	Area sources are not subject to subpart JJ.
63.1(c)(5) .....	Yes	
63.1(e) .....	Yes	
63.2 .....	Yes	Additional terms are defined in 63.801(a) of subpart JJ. When overlap between subparts A and JJ occurs, subpart JJ takes precedence.
63.3 .....	Yes	
63.4 .....	Yes	Other units used in subpart JJ are defined in 63.801(b).
63.5 .....	Yes	
63.6(a) .....	Yes	
63.6(b)(1) .....	Yes	
63.6(b)(2) .....	Yes	
63.6(b)(3) .....	Yes	
63.6(b)(4) .....	No	May apply when standards are proposed under Section 112(f) of the CAA.
63.6(b)(5) .....	Yes	
63.6(b)(7) .....	Yes	
63.6(c)(1) .....	Yes	
63.6(c)(2) .....	No	
63.6(c)(5) .....	Yes	
63.6(e)(1) .....	Yes	
63.6(e)(2) .....	Yes	
63.6(e)(3) .....	Yes	Applies only to affected sources using a control device to comply with the rule.
63.6(f)(1) .....	No	
63.6(f)(2) .....	Yes	Affected sources complying through the procedures specified in 63.804 (a)(1), (a)(2), (b), (c)(1), (d)(1), (d)(2), (e)(1), and (e)(2) are subject to the emission standards at all times, including periods of startup, shutdown, and malfunction.
63.6(f)(3) .....	Yes	
63.6(g) .....	Yes	
63.6(h) .....	No.	
63.6 (i)(1)–(i)(3) .....	Yes	
63.6(i)(4)(i) .....	Yes	
63.6(i)(4)(ii) .....	No.	
63.6 (i)(5)–(i)(14) .....	Yes	
63.6(i)(16) .....	Yes	
63.6(j) .....	Yes	
63.7 .....	Yes	Applies only to affected sources using a control device to comply with the rule.
63.8 .....	Yes	Applies only to affected sources using a control device to comply with the rule.
63.9(a) .....	Yes	
63.9(b) .....	Yes	Existing sources are required to submit initial notification report within 270 days of the effective date.
63.9(c) .....	Yes	
63.9(d) .....	Yes	
63.9(e) .....	Yes	Applies only to affected sources using a control device to comply with the rule.
63.9(f) .....	No	
63.9(g) .....	Yes	Applies only to affected sources using a control device to comply with the rule.
63.9(h) .....	Yes	
63.9(i) .....	Yes	63.9(h)(2)(ii) applies only to affected sources using a control device to comply with the rule.
63.9(j) .....	Yes	
63.10(a) .....	Yes	
63.10(b)(1) .....	Yes	
63.10(b)(2) .....	Yes	Applies only to affected sources using a control device to comply with the rule.
63.10(b)(3) .....	Yes	
63.10(c) .....	Yes	
63.10(d)(1) .....	Yes	
63.10(d)(2) .....	Yes	Applies only to affected sources using a control device to comply with the rule.
63.10(d)(3) .....	No	
63.10(d)(4) .....	Yes	
63.10(d)(5) .....	Yes	Applies only to affected sources using a control device to comply with the rule.
63.10(e) .....	Yes	
63.10(f) .....	Yes	Applies only to affected sources using a control device to comply with the rule.

## Pt. 63, Subpt. JJ, Table 2

## 40 CFR Ch. I (7–1–07 Edition)

Reference	Applies to sub-part JJ	Comment
63.11 .....	No	
63.12–63.15 .....	Yes	

TABLE 2 TO SUBPART JJ OF PART 63—  
LIST OF VOLATILE HAZARDOUS AIR  
POLLUTANTS

Chemical name	CAS No.	Chemical name	CAS No.
Acetaldehyde .....	75070	2,4-Dinitrophenol .....	51285
Acetamide .....	60355	2,4-Dinitrotoluene .....	121142
Acetonitrile .....	75058	1,4-Dioxane (1,4-Diethyleneoxide) .....	123911
Acetophenone .....	98862	1,2-Diphenylhydrazine .....	122667
2-Acetylaminofluorine .....	53963	Epichlorohydrin (1-Chloro-2,3-epoxypropane) .....	106898
Acrolein .....	107028	1,2-Epoxybutane .....	106887
Acrylamide .....	79061	Ethyl acrylate .....	140885
Acrylic acid .....	79107	Ethylbenzene .....	100414
Acrylonitrile .....	107131	Ethyl carbamate (Urethane) .....	51796
Allyl chloride .....	107051	Ethyl chloride (Chloroethane) .....	75003
4-Aminobiphenyl .....	92671	Ethylene dibromide (Dibromoethane) .....	106934
Aniline .....	62533	Ethylene dichloride (1,2-Dichloroethane) .....	107062
o-Anisidine .....	90040	Ethylene glycol .....	107211
Benzene .....	71432	Ethylene oxide .....	75218
Benzidine .....	92875	Ethylenethiourea .....	96457
Benzotrichloride .....	98077	Ethylidene dichloride (1,1-Dichloroethane) .....	75343
Benzyl chloride .....	100447	Formaldehyde .....	50000
Biphenyl .....	92524	Glycolethers <sup>a</sup> .....	
Bis (2-ethylhexyl) phthalate (DEHP) .....	117817	Hexachlorobenzene .....	118741
Bis (chloromethyl) ether .....	542881	Hexachloro-1,3-butadiene .....	87683
Bromoform .....	75252	Hexachloroethane .....	67721
1,3-Butadiene .....	106990	Hexamethylene-1,6-diisocyanate .....	822060
Carbon disulfide .....	75150	Hexamethylphosphoramide .....	680319
Carbon tetrachloride .....	56235	Hexane .....	110543
Carbonyl sulfide .....	463581	Hydrazine .....	302012
Catechol .....	120809	Hydroquinone .....	123319
Chloroacetic acid .....	79118	Isophorone .....	78591
2-Chloroacetophenone .....	532274	Maleic anhydride .....	108316
Chlorobenzene .....	108907	Methanol .....	67561
Chloroform .....	67663	Methyl bromide (Bromomethane) .....	74839
Chloromethyl methyl ether .....	107302	Methyl chloride (Chloromethane) .....	74873
Chloroprene .....	126998	Methyl chloroform (1,1,1-Trichloroethane) .....	71556
Cresols (isomers and mixture) .....	1319773	Methyl ethyl ketone (2-Butanone) .....	78933
o-Cresol .....	95487	Methylhydrazine .....	60344
m-Cresol .....	108394	Methyl iodide (Iodomethane) .....	74884
p-Cresol .....	106445	Methyl isobutyl ketone (Hexone) .....	108101
Cumene .....	98828	Methyl isocyanate .....	624839
2,4-D (2,4-Dichlorophenoxyacetic acid, including salts and esters) .....		Methyl methacrylate .....	80626
DDE (1,1-Dichloro-2,2-bis(p-chlorophenyl)ethylene) .....	94757	Methyl tert-butyl ether .....	1634044
Diazomethane .....	72559	4,4'-Methylenebis (2-chloroaniline) .....	101144
Dibenzofuran .....	334883	Methylene chloride (Dichloromethane) .....	75092
1,2-Dibromo-3-chloropropane .....	132649	4,4'-Methylenediphenyl diisocyanate (MDI) .....	101688
Dibutylphthalate .....	96128	4,4'-Methylenedianiline .....	101779
1,4-Dichlorobenzene .....	84742	Naphthalene .....	91203
3,3'-Dichlorobenzidine .....	106467	Nitrobenzene .....	98953
Dichloroethyl ether (Bis(2-chloroethyl)ether) .....	91941	4-Nitrobiphenyl .....	92933
1,3-Dichloropropene .....	111444	4-Nitrophenol .....	100027
Diethanolamine .....	542756	2-Nitropropane .....	79469
N,N-Dimethylaniline .....	111422	N-Nitroso-N-methylurea .....	684935
Diethyl sulfate .....	121697	N-Nitrosodimethylamine .....	62759
3,3'-Dimethoxybenzidine .....	64675	N-Nitrosomorpholine .....	59892
4-Dimethylaminoazobenzene .....	119904	Phenol .....	108952
3,3'-Dimethylbenzidine .....	60117	p-Phenylenediamine .....	106503
Dimethylcarbamoyl chloride .....	119937	Phosgene .....	75445
N,N-Dimethylformamide .....	79447	Phthalic anhydride .....	85449
1,1-Dimethylhydrazine .....	68122	Polychlorinated biphenyls (Aroclors) .....	1336363
Dimethyl phthalate .....	57147	Polycyclic Organic Matter <sup>b</sup> .....	
Dimethyl sulfate .....	131113	1,3-Propane sultone .....	1120714
4,6-Dinitro-o-cresol, and salts .....	77781	beta-Propiolactone .....	57578
	534521	Propionaldehyde .....	123386
		Propoxur (Baygon) .....	114261
		Propylene dichloride (1,2-Dichloropropane) .....	78875
		Propylene oxide .....	75569
		1,2-Propylenimine (2-Methyl aziridine) .....	75558
		Quinone .....	106514
		Styrene .....	100425



Environmental Protection Agency

Pt. 63, Subpt. JJ, Table 4

Chemical name	CAS No.	Chemical name	CAS No.
Styrene oxide .....	96093	Vinylidene chloride (1,1-Dichloroethylene) .....	75354
2,3,7,8-Tetrachlorodibenzo-p-dioxin .....	1746016	Xylenes (isomers and mixture) .....	1330207
1,1,2,2-Tetrachloroethane .....	79345	o-Xylene .....	95476
Tetrachloroethylene (Perchloroethylene) .....	127184	m-Xylene .....	108383
Toluene .....	108883	p-Xylene .....	106423
2,4-Toluenediamine .....	95807	<sup>a</sup> Includes mono- and di-ethers of ethylene glycol, diethylene glycols and triethylene glycol; R-(OCH <sub>2</sub> CH <sub>2</sub> ) <sub>n</sub> —OH. OR where: n = 1, 2, or 3. R = alkyl or aryl groups R' = R, H, or groups which, when removed, yield glycol ethers with the structure: R-(OCH <sub>2</sub> CH <sub>2</sub> ) <sub>n</sub> —OH. Polymers are excluded from the glycol category. <sup>b</sup> Includes organic compounds with more than one benzene ring, and which have a boiling point greater than or equal to 100°C.	
Toluene-2,4-diisocyanate .....	584849		
o-Toluidine .....	95534		
1,2,4-Trichlorobenzene .....	120821		
1,1,2-Trichloroethane .....	79005		
Trichloroethylene .....	79016		
2,4,5-Trichlorophenol .....	95954		
2,4,6-Trichlorophenol .....	88062		
Triethylamine .....	121448		
Trifluralin .....	1582098		
2,2,4-Trimethylpentane .....	540841	[63 FR 71381, Dec. 28, 1998]	
Vinyl acetate .....	108054		
Vinyl bromide .....	593602		
Vinyl chloride .....	75014		

TABLE 3 TO SUBPART JJ OF PART 63—SUMMARY OF EMISSION LIMITS

Emission point	Existing source	New source
Finishing Operations:		
(a) Achieve a weighted average VHAP content across all coatings (maximum kg VHAP/kg solids [lb VHAP/lb solids], as applied) .....	<sup>a</sup> 1.0	<sup>a</sup> 0.8
(b) Use compliant finishing materials (maximum kg VHAP/kg solids [lb VHAP/lb solids], as applied):		
—stains .....	<sup>a</sup> 1.0	<sup>a</sup> 1.0
—washcoats .....	<sup>a,b</sup> 1.0	<sup>a,b</sup> 0.8
—sealers .....	<sup>a</sup> 1.0	<sup>a</sup> 0.8
—topcoats .....	<sup>a</sup> 1.0	<sup>a</sup> 0.8
—basecoats .....	<sup>a,b</sup> 1.0	<sup>a,b</sup> 0.8
—enamels .....	<sup>a,b</sup> 1.0	<sup>a,b</sup> 0.8
—thinners (maximum percent VHAP allowable); or .....	10.0	10.0
(c) As an alternative, use control device; or .....	<sup>c</sup> 1.0	<sup>c</sup> 0.8
(d) Use any combination of (a), (b), and (c) .....	1.0	0.8
Cleaning Operations:		
Strippable spray booth material (maximum VOC content, kg VOC/kg solids [lb VOC/lb solids]) .....	0.8	0.8
Contact Adhesives:		
(a) Use compliant contact adhesives (maximum kg VHAP/kg solids [lb VHAP/lb solids], as applied) based on following criteria:		
i. For aerosol adhesives, and for contact adhesives applied to nonporous substrates .....	<sup>d</sup> NA	<sup>d</sup> NA
ii. For foam adhesives used in products that meet flammability requirements .....	1.8	0.2
iii. For all other contact adhesives (including foam adhesives used in products that do not meet flammability requirements); or .....	1.0	0.2
(b) Use a control device .....	<sup>e</sup> 1.0	<sup>e</sup> 0.2

<sup>a</sup>The limits refer to the VHAP content of the coating, as applied.  
<sup>b</sup>Washcoats, basecoats, and enamels must comply with the limits presented in this table if they are purchased premade, that is, if they are not formulated onsite by thinning other finishing materials. If they are formulated onsite, they must be formulated using compliant finishing materials, i.e., those that meet the limits specified in this table, and thinners containing no more than 3.0 percent VHAP by weight.  
<sup>c</sup>The control device must operate at an efficiency that is equivalent to no greater than 1.0 kilogram (or 0.8 kilogram) of VHAP being emitted from the affected emission source per kilogram of solids used.  
<sup>d</sup>There is no limit on the VHAP content of these adhesives.  
<sup>e</sup>The control device must operate at an efficiency that is equivalent to no greater than 1.0 kilogram (or 0.2 kilogram) of VHAP being emitted from the affected emission source per kilogram of solids used.

[60 FR 62936, Dec. 7, 1995, as amended at 62 FR 30260, June 3, 1997]

TABLE 4 TO SUBPART JJ OF PART 63—  
POLLUTANTS EXCLUDED FROM USE  
IN CLEANING AND WASHOFF SOL-  
VENTS

Chemical name	CAS No.	Chemical name	CAS No.
4-Aminobiphenyl .....	92671	Styrene oxide .....	96093
		Diethyl sulfate .....	64675
		N-Nitrosomorpholine .....	59892
		Dimethyl formamide .....	68122
		Hexamethylphosphoramide .....	680319
		Acetamide .....	60355
		4,4'-Methylenedianiline .....	101779

## Pt. 63, Subpt. JJ, Table 5

## 40 CFR Ch. I (7–1–07 Edition)

Chemical name	CAS No.	Chemical name	CAS No.
o-Anisidine .....	90040	Benzene .....	71432
2,3,7,8-Tetrachlorodibenzo-p-dioxin .....	1746016	Methyl hydrazine .....	60344
Beryllium salts .....		Ethyl acrylate .....	140885
Benzidine .....	92875	Propylene oxide .....	75569
N-Nitroso-N-methylurea .....	684935	Aniline .....	62533
Bis (chloromethyl) ether .....	542881	1,4-Dichlorobenzene(p) .....	106467
Dimethyl carbamoyl chloride .....	79447	2,4,6-Trichlorophenol .....	88062
Chromium compounds (hexavalent) .....		Bis (2-ethylhexyl) phthalate (DEHP) .....	117817
1,2-Propylenimine (2-Methyl aziridine) .....	75558	o-Toluidine .....	95534
Arsenic and inorganic arsenic compounds .....	9999904	Propoxur .....	114261
Hydrazine .....	302012	1,4-Dioxane (1,4-Diethyleneoxide) .....	123911
1,1-Dimethyl hydrazine .....	57147	Acetaldehyde .....	75070
Beryllium compounds .....	7440417	Bromoform .....	75252
1,2-Dibromo-3-chloropropane .....	96128	Captan .....	133062
N-Nitrosodimethylamine .....	62759	Epichlorohydrin .....	106898
Cadmium compounds .....		Methylene chloride (Dichloromethane) .....	75092
Benzo (a) pyrene .....	50328	Dibenz (ah) anthracene .....	53703
Polychlorinated biphenyls (Aroclors) .....	1336363	Chrysene .....	218019
Heptachlor .....	76448	Dimethyl aminoazobenzene .....	60117
3,3'-Dimethyl benzidine .....	119937	Benzo (a) anthracene .....	56553
Nickel subsulfide .....	12035722	Benzo (b) fluoranthene .....	205992
Acrylamide .....	79061	Antimony trioxide .....	1309644
Hexachlorobenzene .....	118741	2-Nitropropane .....	79469
Chlordane .....	57749	1,3-Dichloropropene .....	542756
1,3-Propane sultone .....	1120714	7, 12-Dimethylbenz(a) anthracene .....	57976
1,3-Butadiene .....	106990	Benz(c) acridine .....	225514
Nickel refinery dust .....		Indeno(1,2,3-cd)pyrene .....	193395
2-Acetylaminoflourine .....	53963	1,2,7,8-Dibenzopyrene .....	189559
3,3'-Dichlorobenzidine .....	53963		
Lindane (hexachlorocyclohexane, gamma) .....	58899		
2,4-Toluene diamine .....	95807		
Dichloroethyl ether (Bis(2-chloroethyl) ether) .....	111444		
1,2-Diphenylhydrazine .....	122667		
Toxaphene (chlorinated camphene) .....	8001352		
2,4-Dinitrotoluene .....	121142		
3,3'-Dimethoxybenzidine .....	119904		
Formaldehyde .....	50000		
4,4'-Methylene bis (2-chloroaniline) .....	101144		
Acrylonitrile .....	107131		
Ethylene dibromide (1,2-Dibromoethane) .....	106934		
DDE (1,1-p-chlorophenyl 1-2 dichloroethylene) .....	72559		
Chlorobenzilate .....	510156		
Dichlorvos .....	62737		
Vinyl chloride .....	75014		
Coke Oven Emissions .....			
Ethylene oxide .....	75218		
Ethylene thiourea .....	96457		
Vinyl bromide (bromoethene) .....	593602		
Selenium sulfide (mono and di) .....	7488564		
Chloroform .....	67663		
Pentachlorophenol .....	87865		
Ethyl carbamate (Urethane) .....	51796		
Ethylene dichloride (1,2-Dichloroethane) .....	107062		
Propylene dichloride (1,2-Dichloropropane) .....	78875		
Carbon tetrachloride .....	56235		

[63 FR 71382, Dec. 28, 1998]

TABLE 5 TO SUBPART JJ OF PART 63—  
LIST OF VHAP OF POTENTIAL CONCERN IDENTIFIED BY INDUSTRY

CAS No.	Chemical name	EPA de minimis, tons/yr
68122 .....	Dimethyl formamide	1.0
50000 .....	Formaldehyde	0.2
75092 .....	Methylene chloride	4.0
79469 .....	2-Nitropropane	1.0
78591 .....	Isophorone	0.7
1000425 .....	Styrene monomer	1.0
108952 .....	Phenol	0.1
111422 .....	Dimethanolamine	5.0
109864 .....	2-Methoxyethanol	10.0
111159 .....	2-Ethoxyethyl acetate	10.0

[63 FR 71382, Dec. 28, 1998]

TABLE 6 TO SUBPART JJ OF PART 63—VHAP OF POTENTIAL CONCERN

CAS No.	Chemical name	EPA de minimis, tons/yr*
92671 .....	4-Aminobiphenyl .....	1.0
96093 .....	Styrene oxide .....	1.0
64675 .....	Diethyl sulfate .....	1.0
59892 .....	N-Nitrosomorpholine .....	1.0
68122 .....	Dimethyl formamide .....	1.0
680319 .....	Hexamethylphosphoramide .....	0.01
60355 .....	Acetamide .....	1.0
101779 .....	4,4'-Methylenedianiline .....	1.0
90040 .....	o-Anisidine .....	1.0
1746016 .....	2,3,7,8-Tetrachlorodibenzo-p-dioxin .....	0.0000006
92875 .....	Benzidine .....	0.00003
684935 .....	N-Nitroso-N-methylurea .....	0.00002

## Environmental Protection Agency

## Pt. 63, Subpt. JJ, Table 6

CAS No.	Chemical name	EPA de minimis, tons/yr*
542881	Bis(chloromethyl) ether	0.00003
79447	Dimethyl carbamoyl chloride	0.002
75558	1,2-Propylenimine (2-Methyl aziridine)	0.0003
57147	1,1-Dimethyl hydrazine	0.0008
96128	1,2-Dibromo-3-chloropropane	0.001
62759	N-Nitrosodimethylamine	0.0001
50328	Benzo (a) pyrene	0.001
1336363	Polychlorinated biphenyls (Aroclors)	0.0009
76448	Heptachlor	0.002
119937	3,3'-Dimethyl benzidine	0.001
79061	Acrylamide	0.002
118741	Hexachlorobenzene	0.004
57749	Chlordane	0.005
1120714	1,3-Propane sultone	0.003
106990	1,3-Butadiene	0.007
53963	2-Acetylaminoflourine	0.0005
91941	3,3'-Dichlorobenzidine	0.02
58899	Lindane (hexachlorocyclohexane, gamma)	0.005
95807	2,4-Toluene diamine	0.002
111444	Dichloroethyl ether (Bis(2-chloroethyl)ether)	0.006
122667	1,2-Diphenylhydrazine	0.009
8001352	Toxaphene (chlorinated camphene)	0.006
121142	2,4-Dinitrotoluene	0.002
119904	3,3'-Dimethoxybenzidine	0.01
50000	Formaldehyde	0.2
101144	4,4'-Methylene bis(2-chloroaniline)	0.02
107131	Acrylonitrile	0.03
106934	Ethylene dibromide(1,2-Dibromoethane)	0.01
72559	DDE (1,1-p-chlorophenyl 1-2 dichloroethylene)	0.01
510156	Chlorobenzilate	0.04
62737	Dichlorvos	0.02
75014	Vinyl chloride	0.02
75218	Ethylene oxide	0.09
96457	Ethylene thiourea	0.06
593602	Vinyl bromide (bromoethene)	0.06
67663	Chloroform	0.09
87865	Pentachlorophenol	0.07
51796	Ethyl carbamate (Urethane)	0.08
107062	Ethylene dichloride (1,2-Dichloroethane)	0.08
78875	Propylene dichloride (1,2-Dichloropropane)	0.1
56235	Carbon tetrachloride	0.1
71432	Benzene	0.2
140885	Ethyl acrylate	0.1
75569	Propylene oxide	0.5
62533	Aniline	0.1
106467	1,4-Dichlorobenzene(p)	0.3
88062	2,4,6-Trichlorophenol	0.6
117817	Bis (2-ethylhexyl) phthalate (DEHP)	0.5
95534	o-Toluidine	0.4
114261	Propoxur	2.0
79016	Trichloroethylene	1.0
123911	1,4-Dioxane (1,4-Diethyleneoxide)	0.6
75070	Acetaldehyde	0.9
75252	Bromoform	2.0
133062	Captan	2.0
106898	Epichlorohydrin	2.0
75092	Methylene chloride (Dichloromethane)	4.0
127184	Tetrachloroethylene (Perchloroethylene)	4.0
53703	Dibenz (ah) anthracene	0.01
218019	Chrysene	0.01
60117	Dimethyl aminoazobenzene	1.0
56553	Benzo (a) anthracene	0.01
205992	Benzo (b) fluoranthene	0.01
79469	2-Nitropropane	1.0
542756	1,3-Dichloropropene	1.0
57976	7,12-Dimethylbenz (a) anthracene	0.01
225514	Benz(c)acridine	0.01
193395	Indeno(1,2,3-cd)pyrene	0.01
189559	1,2,7,8-Dibenzopyrene	0.01
79345	1,1,2,2-Tetrachloroethane	0.03
91225	Quinoline	0.0006
75354	Vinylidene chloride (1,1-Dichloroethylene)	0.04
87683	Hexachlorobutadiene	0.09

CAS No.	Chemical name	EPA de minimis, tons/yr*
82688 .....	Pentachloronitrobenzene (Quintobenzene) .....	0.03
78591 .....	Isophorone .....	0.7
79005 .....	1,1,2-Trichloroethane .....	0.1
74873 .....	Methyl chloride (Chloromethane) .....	1.0
67721 .....	Hexachloroethane .....	0.5
1582098 .....	Trifluralin .....	0.9
1319773 .....	Cresols/Cresylic acid (isomers and mixture) .....	1.0
108394 .....	m-Cresol .....	1.0
75343 .....	Ethylidene dichloride (1,1-Dichloroethane) .....	1.0
95487 .....	o-Cresol .....	1.0
106445 .....	p-Cresol .....	1.0
74884 .....	Methyl iodide (Iodomethane) .....	1.0
100425 .....	Styrene .....	1.0
107051 .....	Allyl chloride .....	1.0
334883 .....	Diazomethane .....	1.0
95954 .....	2,4,5—Trichlorophenol .....	1.0
133904 .....	Chloramben .....	1.0
106887 .....	1,2—Epoxybutane .....	1.0
108054 .....	Vinyl acetate .....	1.0
126998 .....	Chloroprene .....	1.0
123319 .....	Hydroquinone .....	1.0
92933 .....	4-Nitrobiphenyl .....	1.0
56382 .....	Parathion .....	0.1
13463393 .....	Nickel Carbonyl .....	0.1
60344 .....	Methyl hydrazine .....	0.006
151564 .....	Ethylene imine .....	0.0003
77781 .....	Dimethyl sulfate .....	0.1
107302 .....	Chloromethyl methyl ether .....	0.1
57578 .....	beta-Propiolactone .....	0.1
100447 .....	Benzyl chloride .....	0.04
98077 .....	Benzotrithloride .....	0.0006
107028 .....	Acrolein .....	0.04
584849 .....	2,4—Toluene diisocyanate .....	0.1
75741 .....	Tetramethyl lead .....	0.01
78002 .....	Tetraethyl lead .....	0.01
12108133 .....	Methylcyclopentadienyl manganese .....	0.1
624839 .....	Methyl isocyanate .....	0.1
77474 .....	Hexachlorocyclopentadiene .....	0.1
62207765 .....	Fluomine .....	0.1
10210681 .....	Cobalt carbonyl .....	0.1
79118 .....	Chloroacetic acid .....	0.1
534521 .....	4,6-Dinitro-o-cresol, and salts .....	0.1
101688 .....	Methylene diphenyl diisocyanate .....	0.1
108952 .....	Phenol .....	0.1
62384 .....	Mercury, (acetato-o) phenyl .....	0.01
98862 .....	Acetophenone .....	1.0
108316 .....	Maleic anhydride .....	1.0
532274 .....	2-Chloroacetophenone .....	0.06
51285 .....	2,4-Dinitrophenol .....	1.0
109864 .....	2-Methoxy ethanol .....	10.0
98953 .....	Nitrobenzene .....	1.0
74839 .....	Methyl bromide (Bromomethane) .....	10.0
75150 .....	Carbon disulfide .....	1.0
121697 .....	N,N-Dimethylaniline .....	1.0
106514 .....	Quinone .....	5.0
123386 .....	Propionaldehyde .....	5.0
120809 .....	Catechol .....	5.0
85449 .....	Phthalic anhydride .....	5.0
463581 .....	Carbonyl sulfide .....	5.0
132649 .....	Dibenzofurans .....	5.0
100027 .....	4-Nitrophenol .....	5.0
540841 .....	2,2,4-Trimethylpentane .....	5.0
111422 .....	Diethanolamine .....	5.0
822060 .....	Hexamethylene-1,6-diisocyanate .....	5.0
	Glycol ethers <sup>a</sup> .....	5.0
	Polycyclic organic matter <sup>b</sup> .....	0.01

\*These values are based on the de minimis levels provided in the proposed rulemaking pursuant to section 112(g) of the Act using a 70-year lifetime exposure duration for all VHAP. Default assumptions and the de minimis values based on inhalation reference doses (RfC) are not changed by this adjustment.

<sup>a</sup>Except for ethylene glycol butyl ether, ethylene glycol ethyl ether (2-ethoxy ethanol), ethylene glycol hexyl ether, ethylene glycol methyl ether (2-methoxyethanol), ethylene glycol phenyl ether, ethylene glycol propyl ether, ethylene glycol mono-2-ethylhexyl ether, diethylene glycol butyl ether, diethylene glycol ethyl ether, diethylene glycol methyl ether, diethylene glycol hexyl ether, diethylene glycol phenyl ether, diethylene glycol propyl ether, triethylene glycol butyl ether, triethylene glycol ethyl ether, triethylene glycol methyl ether, triethylene glycol phenyl ether, triethylene glycol propyl ether, ethylene glycol butyl ether acetate, ethylene glycol ethyl ether acetate, and diethylene glycol ethyl ether acetate.

<sup>b</sup> Except for benzo(b)fluoranthene, benzo(a)anthracene, benzo(a)pyrene, 7,12-dimethylbenz(a)anthracene, benz(c)acridine, chrysene, dibenz(ah)anthracene, 1,2:7,8-dibenzopyrene, indeno(1,2,3-cd)pyrene, but including dioxins and furans.

[63 FR 71383, Dec. 28, 1998]

## Subpart KK—National Emission Standards for the Printing and Publishing Industry

SOURCE: 61 FR 27140, May 30, 1996, unless otherwise noted.

### § 63.820 Applicability.

(a) The provisions of this subpart apply to:

(1) Each new and existing facility that is a major source of hazardous air pollutants (HAP), as defined in 40 CFR 63.2, at which publication rotogravure, product and packaging rotogravure, or wide-web flexographic printing presses are operated, and

(2) Each new and existing facility at which publication rotogravure, product and packaging rotogravure, or wide-web flexographic printing presses are operated for which the owner or operator chooses to commit to and meets the criteria of paragraphs (a)(2)(i) and (ii) of this section for purposes of establishing the facility to be an area source of HAP with respect to this subpart. A facility which establishes area source status through some other mechanism, as described in paragraph (a)(7) of this section, is not subject to the provisions of this subpart.

(i) Use less than 9.1 Mg (10 tons) per each rolling 12-month period of each HAP at the facility, including materials used for source categories or purposes other than printing and publishing, and

(ii) Use less than 22.7 Mg (25 tons) per each rolling 12-month period of any combination of HAP at the facility, including materials used for source categories or purposes other than printing and publishing.

(3) Each facility for which the owner or operator chooses to commit to and meets the criteria stated in paragraph (a)(2) of this section shall be considered an area source, and is subject only to the provisions of § 63.829(d) and § 63.830(b)(1) of this subpart.

(4) Each facility for which the owner or operator commits to the conditions

in paragraph (a)(2) of this section may exclude material used in routine janitorial or facility grounds maintenance, personal uses by employees or other persons, the use of products for the purpose of maintaining electric, propane, gasoline and diesel powered motor vehicles operated by the facility, and the use of HAP contained in intake water (used for processing or noncontact cooling) or intake air (used either as compressed air or for combustion).

(5) Each facility for which the owner or operator commits to the conditions in paragraph (a)(2) of this section to become an area source, but subsequently exceeds either of the thresholds in paragraph (a)(2) of this section for any rolling 12-month period (without first obtaining and complying with other limits that keep its potential to emit HAP below major source levels), shall be considered in violation of its commitment for that 12-month period and shall be considered a major source of HAP beginning the first month after the end of the 12-month period in which either of the HAP-use thresholds was exceeded. As a major source of HAP, each such facility would be subject to the provisions of this subpart as noted in paragraph (a)(1) of this section and would no longer be eligible to use the provisions of paragraph (a)(2) of this section, even if in subsequent 12-month periods the facility uses less HAP than the thresholds in paragraph (a)(2) of this section.

(6) An owner or operator of an affected source subject to paragraph (a)(2) of this section who chooses to no longer be subject to paragraph (a)(2) of this section shall notify the Administrator of such change. If, by no longer being subject to paragraph (a)(2) of this section, the facility at which the affected source is located becomes a major source:

(i) The owner or operator of an existing source must continue to comply with the HAP usage provisions of paragraph (a)(2) of this section until the

source is in compliance with all relevant requirements for existing affected sources under this subpart;

(ii) The owner or operator of a new source must continue to comply with the HAP usage provisions of paragraph (a)(2) of this section until the source is in compliance with all relevant requirements for new affected sources under this subpart.

(7) Nothing in this paragraph is intended to preclude a facility from establishing area source status by limiting its potential to emit through other appropriate mechanisms that may be available through the permitting authority.

(b) This subpart does not apply to research or laboratory equipment.

[61 FR 27140, May 30, 1996, as amended at 71 FR 29799, May 24, 2006]

**§ 63.821 Designation of affected sources.**

(a) The affected sources subject to this subpart are:

(1) All of the publication rotogravure presses and all related equipment, including proof presses, cylinder and parts cleaners, ink and solvent mixing and storage equipment, and solvent recovery equipment at a facility.

(2) All of the product and packaging rotogravure or wide-web flexographic printing presses at a facility plus any other equipment at that facility which the owner or operator chooses to include in accordance with paragraphs (a)(3) or (a)(4) of this section, except

(i) Proof presses, unless the owner or operator chooses to include proof presses in the affected source in accordance with paragraph (a)(5) of this section.

(ii) Any product and packaging rotogravure or wide-web flexographic press which is used primarily for coating, laminating, or other operations which the owner or operator chooses to exclude, provided that

(A) the sum of the total mass of inks, coatings, varnishes, adhesives, primers, solvents, thinners, reducers, and other materials applied by the press using product and packaging rotogravure print stations and the total mass of inks, coatings, varnishes, adhesives, primers, solvents, thinners, reducers, and other materials applied by the press using wide-web flexographic print

stations in each month never exceeds 5 percent of the total mass of inks, coatings, varnishes, adhesives, primers, solvents, thinners, reducers, and other materials applied by the press in that month, including all inboard and outboard stations; and

(B) The owner or operator maintains records as required in § 63.829(f).

(3) The owner or operator of an affected source, as defined in paragraph (a)(2) of this section, may elect to include in that affected source stand-alone equipment subject to the following provisions:

(i) Stand-alone equipment meeting any of the criteria specified in this subparagraph is eligible for inclusion:

(A) The stand-alone equipment and one or more product and packaging rotogravure or wide-web flexographic presses are used to apply solids-containing materials to the same web or substrate; or

(B) The stand-alone equipment and one or more product and packaging rotogravure or wide-web flexographic presses apply a common solids-containing material; or

(C) A common control device is used to control organic HAP emissions from the stand-alone equipment and from one or more product and packaging rotogravure or wide-web flexographic printing presses;

(ii) All eligible stand-alone equipment located at the facility is included in the affected source; and

(iii) No product and packaging rotogravure or wide-web flexographic presses are excluded from the affected source under the provisions of paragraph (a)(2)(ii) of this section.

(4) The owner or operator of an affected source, as defined in paragraph (a)(2) of this section, may elect to include in that affected source narrow-web flexographic presses subject to the following provisions:

(i) Each narrow-web flexographic press meeting any of the criteria specified in this subparagraph is eligible for inclusion:

(A) The narrow-web flexographic press and one or more product and packaging rotogravure or wide-web flexographic presses are used to apply solids containing material to the same web or substrate; or

(B) The narrow-web flexographic press and one or more product and packaging rotogravure or wide-web flexographic presses apply a common solids-containing material; or

(C) A common control device is used to control organic HAP emissions from the narrow-web flexographic press and from one or more product and packaging rotogravure or wide-web flexographic presses; and

(ii) All eligible narrow-web flexographic presses located at the facility are included in the affected source.

(5) The owner or operator of an affected source, as defined in paragraph (a)(2) of this section, may elect to include in that affected source rotogravure proof presses or flexographic proof presses subject to the following provisions:

(i) Each proof press meeting any of the criteria specified in this subparagraph is eligible for inclusion.

(A) The proof press and one or more product and packaging rotogravure or wide-web flexographic presses apply a common solids-containing material; or

(B) A common control device is used to control organic HAP emissions from the proof press and from one or more product and packaging rotogravure or wide-web flexographic presses; and

(ii) All eligible proof presses located at the facility are included in the affected source.

(6) Affiliated operations such as mixing or dissolving of ink or coating ingredients prior to application; ink or coating mixing for viscosity adjustment, color tint or additive blending, or pH adjustment; cleaning of ink or coating lines and line parts; handling and storage of inks, coatings, and solvents; and conveyance and treatment of wastewater are part of the printing and publishing industry source category, but are not part of the product and packaging rotogravure or wide-web flexographic printing affected source.

(7) Other presses are part of the printing and publishing industry source category, but are not part of the publication rotogravure affected source or the product and packaging rotogravure or wide-web flexographic printing affected source and are, therefore, exempt from the requirements of this

subpart except as provided in paragraph (a)(3) of this section.

(8) Narrow web-flexographic presses are part of the printing and publishing industry source category, but are not part of the publication rotogravure affected source or the product and packaging rotogravure or wide-web flexographic printing affected source and are, therefore, exempt from the requirements of this subpart except as provided in paragraphs (a)(3) through (5) of this section.

(b) Each product and packaging rotogravure or wide-web flexographic printing affected source at a facility that is a major source of HAP, as defined in 40 CFR 63.2, that complies with the criteria of paragraphs (b)(1) or (b)(2) on and after the applicable compliance date as specified in § 63.826 of this subpart is subject only to the requirements of § 63.829(e) and § 63.830(b)(1) of this subpart.

(1) The owner or operator of the affected source applies no more than 500 kilograms (kg) per month, for every month, of inks, coatings, varnishes, adhesives, primers, solvents, thinners, reducers, and other materials on product and packaging rotogravure or wide-web flexographic printing presses, or

(2) The owner or operator of the affected source applies no more than 400 kg per month, for every month, of organic HAP on product and packaging rotogravure or wide-web flexographic printing presses.

(c) Each product and packaging rotogravure or wide-web flexographic printing affected source at a facility that is a major source of HAP, as defined in 40 CFR 63.2, that complies with neither the criterion of paragraph (b)(1) nor (b)(2) of this section in any month after the applicable compliance date as specified in § 63.826 of this subpart is, starting with that month, subject to all relevant requirements of this subpart and is no longer eligible to use the provisions of paragraph (b) of this section, even if in subsequent months the affected source does comply with the criteria of paragraphs (b)(1) or (b)(2) of this section.

[61 FR 27140, May 30, 1996, as amended at 71 FR 29799, May 24, 2006]

**§ 63.822 Definitions.**

(a) All terms used in this subpart that are not defined below have the meaning given to them in the CAA and in subpart A of this part.

*Always-controlled work station* means a work station associated with a dryer from which the exhaust is delivered to a control device, with no provision for the dryer exhaust to bypass the control device. Sampling lines for analyzers and relief valves needed for safety purposes are not considered bypass lines.

*Capture efficiency* means the fraction of all organic HAP emissions generated by a process that are delivered to a control device, expressed as a percentage.

*Capture system* means a hood, enclosed room, or other means of collecting organic HAP emissions into a closed-vent system that exhausts to a control device.

*Car-seal* means a seal that is placed on a device that is used to change the position of a valve or damper (e.g., from open to closed) in such a way that the position of the valve or damper cannot be changed without breaking the seal.

*Certified product data sheet (CPDS)* means documentation furnished by suppliers of inks, coatings, varnishes, adhesives, primers, solvents, and other materials or by an independent third party that provides the organic HAP weight fraction of these materials determined in accordance with § 63.827(b), or the volatile matter weight fraction or solids weight fraction determined in accordance with § 63.827(c). A material safety data sheet (MSDS) may serve as a CPDS provided the MSDS meets the data requirements of § 63.827(b) and (c). The purpose of the CPDS is to assist the owner or operator in demonstrating compliance with the emission limitations presented in §§ 63.824–63.825.

*Coating* means material applied onto or impregnated into a substrate for decorative, protective, or functional purposes. Such materials include, but are not limited to, solvent-borne coatings, waterborne coatings, wax coatings, wax laminations, extrusion coatings, extrusion laminations, 100 percent solid adhesives, ultra-violet cured coatings, electron beam cured coatings,

hot melt coatings, and cold seal coatings. Materials used to form unsupported substrates such as calendaring of vinyl, blown film, cast film, extruded film, and coextruded film are not considered coatings.

*Control device* means a device such as a carbon adsorber or oxidizer which reduces the organic HAP in an exhaust gas by recovery or by destruction.

*Control device efficiency* means the ratio of organic HAP emissions recovered or destroyed by a control device to the total organic HAP emissions that are introduced into the control device, expressed as a percentage.

*Day* means a 24-consecutive-hour period.

*Facility* means all contiguous or adjoining property that is under common ownership or control, including properties that are separated only by a road or other public right-of-way.

*Flexible packaging* means any package or part of a package the shape of which can be readily changed. Flexible packaging includes, but is not limited to, bags, pouches, labels, liners and wraps utilizing paper, plastic, film, aluminum foil, metalized or coated paper or film, or any combination of these materials.

*Flexographic press* means an unwind or feed section, which may include more than one unwind or feed station (such as on a laminator), a series of individual work stations, one or more of which is a flexographic print station, any dryers (including interstage dryers and overhead tunnel dryers) associated with the work stations, and a rewind, stack, or collection section. The work stations may be oriented vertically, horizontally, or around the circumference of a single large impression cylinder. Inboard and outboard work stations, including those employing any other technology, such as rotogravure, are included if they are capable of printing or coating on the same substrate. A publication rotogravure press with one or more flexographic imprinters is not a flexographic press.

*Flexographic print station* means a print station on which a flexographic printing operation is conducted. A flexographic print station includes an anilox roller that transfers material to a raised image (type or art) on a plate



cylinder. The material is then transferred from the image on the plate cylinder to the web or sheet to be printed. A flexographic print station may include a fountain roller to transfer material from the reservoir to the anilox roller, or material may be transferred directly from the reservoir to the anilox roller. The materials applied are of a fluid, rather than paste, consistency.

*HAP applied* means the organic HAP content of all inks, coatings, varnishes, adhesives, primers, solvent, and other materials applied to a substrate by a product and packaging rotogravure or wide-web flexographic printing affected source.

*HAP used* means the organic HAP applied by a publication rotogravure printing affected source, including all organic HAP used for cleaning, parts washing, proof presses, and all organic HAP emitted during tank loading, ink mixing, and storage.

*Intermittently-controllable work station* means a work station associated with a dryer with provisions for the dryer exhaust to be delivered to or diverted from a control device depending on the position of a valve or damper. Sampling lines for analyzers and relief valves needed for safety purposes are not considered bypass lines.

*Month* means a calendar month or a prespecified period of 28 days to 35 days.

*Narrow-web flexographic press* means a flexographic press that is not capable of printing substrates greater than 18 inches in width and that does not also meet the definition of rotogravure press (i.e., it has no rotogravure print stations).

*Never-controlled work station* means a work station which is not equipped with provisions by which any emissions, including those in the exhaust from any associated dryer, may be delivered to a control device.

*Other press* means a lithographic press, letterpress press, or screen printing press that does not meet the definition of rotogravure press or flexographic press (i.e., it has no rotogravure print stations and no flexographic print stations), and that does not print on fabric or other textiles as defined in the Printing, Coating, and

Dyeing of Fabrics and Other Textiles NESHAP (40 CFR part 63, subpart OOOO), wood furniture components as defined in the Wood Furniture Manufacturing Operations NESHAP (40 CFR part 63, subpart JJ) or wood building products as defined in the Surface Coating of Wood Building Products NESHAP (40 CFR part 63, subpart QQQQ).

*Overall Organic HAP control efficiency* means the total efficiency of a control system, determined either by:

(1) The product of the capture efficiency and the control device efficiency or

(2) A liquid-liquid material balance.

*Print station* means a work station on which a printing operation is conducted.

*Printing operation* means the formation of words, designs, or pictures on a substrate other than wood furniture components as defined in the Wood Furniture Manufacturing Operations NESHAP (40 CFR part 63, subpart JJ), wood building products as defined in the Surface Coating of Wood Building Products NESHAP (40 CFR part 63, subpart QQQQ), and fabric or other textiles as defined in the Printing, Coating, and Dyeing of Fabric and Other Textiles NESHAP (40 CFR part 63, subpart OOOO), except for fabric or other textiles for use in flexible packaging.

*Product and packaging rotogravure printing* means the production, on a rotogravure press, of any printed substrate not otherwise defined as publication rotogravure printing. This includes, but is not limited to, folding cartons, flexible packaging, labels and wrappers, gift wraps, wall and floor coverings, upholstery, decorative laminates, and tissue products.

*Proof press* means any press which prints only non-saleable items used to check the quality of image formation of rotogravure cylinders or flexographic plates; substrates such as paper, plastic film, metal foil, or vinyl; or ink, coating varnish, adhesive, primer, or other solids-containing material.

*Publication rotogravure press* means a rotogravure press used for publication rotogravure printing. A publication rotogravure press may include one or more flexographic imprinters. A publication rotogravure press with one or

more flexographic imprinters is not a flexographic press.

*Publication rotogravure printing* means the production, on a rotogravure press, of the following saleable paper products:

- (1) Catalogues, including mail order and premium,
- (2) Direct mail advertisements, including circulars, letters, pamphlets, cards, and printed envelopes,
- (3) Display advertisements, including general posters, outdoor advertisements, car cards, window posters; counter and floor displays; point of purchase and other printed display material,
- (4) Magazines,
- (5) Miscellaneous advertisements, including brochures, pamphlets, catalog sheets, circular folders, announcements, package inserts, book jackets, market circulars, magazine inserts, and shopping news,
- (6) Newspapers, magazine and comic supplements for newspapers, and preprinted newspaper inserts, including hi-fi and spectacular rolls and sections,
- (7) Periodicals, and
- (8) Telephone and other directories, including business reference services.

*Research or laboratory equipment* means any equipment for which the primary purpose is to conduct research and development into new processes and products, where such equipment is operated under the close supervision of technically trained personnel and is not engaged in the manufacture of products for commercial sale in commerce, except in a de minimis manner.

*Rotogravure press* means an unwind or feed section, which may include more than one unwind or feed station (such as on a laminator), a series of individual work stations, one or more of which is a rotogravure print station, any dryers associated with the work stations, and a rewind, stack, or collection section. Inboard and outboard work stations, including those employing any other technology, such as flexography, are included if they are capable of printing or coating on the same substrate.

*Rotogravure print station* means a print station on which a rotogravure printing operation is conducted. A rotogravure print station includes a roto-

gravure cylinder and supply for ink or other solids containing material. The image (type and art) to be printed is etched or engraved below the surface of the rotogravure cylinder. On a rotogravure cylinder the printing image consists of millions of minute cells.

*Stand-alone equipment* means an unwind or feed section, which may include more than one unwind or feed station (such as on a laminator); a series of one or more work stations and any associated dryers; and a rewind, stack, or collection section that is not part of a product and packaging rotogravure or wide-web flexographic press. Stand-alone equipment is sometimes referred to as "off-line" equipment.

*Wide-web flexographic press* means a flexographic press capable of printing substrates greater than 18 inches in width.

*Work station* means a unit on which material is deposited onto a substrate.

(b) The symbols used in equations in this subpart are defined as follows:

- (1)  $C_{ahi}$ =the monthly average, as-applied, organic HAP content of solids-containing material, i, expressed as a weight-fraction, kg/kg.
- (2)  $C_{asi}$ =the monthly average, as applied, solids content, of solids-containing material, i, expressed as a weight-fraction, kg/kg.
- (3)  $C_{hi}$ =the organic HAP content of ink or other solids-containing material, i, expressed as a weight-fraction, kg/kg.
- (4)  $C_{hij}$ =the organic HAP content of solvent j, added to solids-containing material i, expressed as a weight-fraction, kg/kg.
- (5)  $C_{hj}$ =the organic HAP content of solvent j, expressed as a weight-fraction, kg/kg.
- (6) [Reserved]
- (7)  $C_{si}$ =the solids content of ink or other material, i, expressed as a weight-fraction, kg/kg.
- (8)  $C_{vi}$ =the volatile matter content of ink or other material, i, expressed as a weight-fraction, kg/kg.
- (9) E=the organic volatile matter control efficiency of the control device, percent.
- (10) F=the organic volatile matter capture efficiency of the capture system, percent.

(11)  $G_i$ =the mass fraction of each solids containing material,  $i$ , which was applied at 20 weight-percent or greater solids content, on an as-applied basis, kg/kg.

(12)  $H$  = the monthly organic HAP emitted, kg.

(13)  $H_a$ =the monthly allowable organic HAP emissions, kg.

(14)  $H_L$ =the monthly average, as-applied, organic HAP content of all solids-containing materials applied at less than 0.04 kg organic HAP per kg of material applied, kg/kg.

(15)  $H_s$ =the monthly average, as-applied, organic HAP to solids ratio, kg organic HAP/kg solids applied.

(16)  $H_{si}$ =the as-applied, organic HAP to solids ratio of material  $i$ .

(17)  $L$ =the mass organic HAP emission rate per mass of solids applied, kg/kg.

(18)  $M_{Bi}$ =the sum of the mass of solids-containing material,  $i$ , applied on intermittently-controllable work stations operating in bypass mode and the mass of solids-containing material,  $i$ , applied on never-controlled work stations, in a month, kg.

(19)  $M_{Bj}$ =the sum of the mass of solvent, thinner, reducer, diluent, or other non-solids-containing material,  $j$ , applied on intermittently-controllable work stations operating in bypass mode and the mass of solvent, thinner, reducer, diluent, or other non-solids-containing material,  $j$ , applied on never-controlled work stations, in a month, kg.

(20)  $M_{Ci}$ =the sum of the mass of solids-containing material,  $i$ , applied on intermittently-controllable work stations operating in controlled mode and the mass of solids-containing material,  $i$ , applied on always-controlled work stations, in a month, kg.

(21)  $M_{Cj}$ =the sum of the mass of solvent, thinner, reducer, diluent, or other non-solids-containing material,  $j$ , applied on intermittently-controllable work stations operating in controlled mode and the mass of solvent, thinner, reducer, diluent, or other non-solids-containing material,  $j$ , applied on always-controlled work stations in a month, kg.

(22) [Reserved]

(23)  $M_{fi}$ =the organic volatile matter mass flow rate at the inlet to the control device, kg/h.

(24)  $M_{fo}$ =the organic volatile matter mass flow rate at the outlet of the control device, kg/h.

(25)  $M_{hu}$ =the mass of organic HAP used in a month, kg.

(26)  $M_i$ =the mass of ink or other material,  $i$ , applied in a month, kg.

(27)  $M_{ij}$ =the mass of solvent, thinner, reducer, diluent, or other non-solids-containing material,  $j$ , added to solids-containing material,  $i$ , in a month, kg.

(28)  $M_j$ =the mass of solvent, thinner, reducer, diluent, or other non-solids-containing material,  $j$ , applied in a month, kg.

(29)  $M_{Lj}$ =the mass of solvent, thinner, reducer, diluent, or other non-solids-containing material,  $j$ , added to solids-containing materials which were applied at less than 20 weight-percent solids content, on an as-applied basis, in a month, kg.

(30)  $M_{vr}$ =the mass of volatile matter recovered in a month, kg.

(31)  $M_{vu}$ =the mass of volatile matter, including water, used in a month, kg.

(32) [Reserved]

(33)  $n$ =the number of organic compounds in the vent gas.

(34)  $p$ =the number of different inks, coatings, varnishes, adhesives, primers, and other materials applied in a month.

(35)  $q$ =the number of different solvents, thinners, reducers, diluents, or other non-solids-containing materials applied in a month.

(36) [Reserved]

(37)  $R$ =the overall organic HAP control efficiency, percent.

(38)  $R_e$ =the overall effective organic HAP control efficiency for publication rotogravure, percent.

(39)  $R_v$ =the organic volatile matter collection and recovery efficiency, percent.

(40)  $S$ =the mass organic HAP emission rate per mass of material applied, kg/kg.

(41) 0.0416=conversion factor for molar volume, kg-mol/m<sup>3</sup>(@ 293 K and 760 mmHg).

[61 FR 27140, May 30, 1996, as amended at 71 FR 29800, May 24, 2006]

## § 63.823

## 40 CFR Ch. I (7–1–07 Edition)

### § 63.823 Standards: General.

Table 1 to this subpart provides cross references to the 40 CFR part 63, subpart A, general provisions, indicating the applicability of the general provisions requirements to this subpart KK.

### § 63.824 Standards: Publication rotogravure printing.

(a) Each owner or operator of any publication rotogravure printing affected source that is subject to the requirements of this subpart shall comply with these requirements on and after the compliance dates as specified in § 63.826 of this subpart.

(b) Each publication rotogravure affected source shall limit emissions of organic HAP to no more than eight percent of the total volatile matter used each month. The emission limitation may be achieved by overall control of at least 92 percent of organic HAP used, by substitution of non-HAP materials for organic HAP, or by a combination of capture and control technologies and substitution of materials. To demonstrate compliance, each owner or operator shall follow the procedure in paragraph (b)(1) of this section when emissions from the affected source are controlled by a solvent recovery device, the procedure in paragraph (b)(2) of this section when emissions from the affected source are controlled by an oxidizer, and the procedure in paragraph (b)(3) of this section when no control device is used.

(1) Each owner or operator using a solvent recovery device to control

emissions shall demonstrate compliance by showing that the HAP emission limitation is achieved by following the procedures in either paragraph (b)(1)(i) or (b)(1)(ii) of this section:

(i) Perform a liquid-liquid material balance for each month as follows:

(A) Measure the mass of each ink, coating, varnish, adhesive, primer, solvent, and other material used by the affected source during the month.

(B) Determine the organic HAP content of each ink, coating, varnish, adhesive, primer, solvent and other material used by the affected source during the month following the procedure in § 63.827(b)(1).

(C) Determine the volatile matter content, including water, of each ink, coating, varnish, adhesive, primer, solvent, and other material used by the affected source during the month following the procedure in § 63.827(c)(1).

(D) Install, calibrate, maintain and operate, according to the manufacturer's specifications, a device that indicates the cumulative amount of volatile matter recovered by the solvent recovery device on a monthly basis. The device shall be initially certified by the manufacturer to be accurate to within  $\pm 2.0$  percent.

(E) Measure the amount of volatile matter recovered for the month.

(F) Calculate the overall effective organic HAP control efficiency ( $R_e$ ) for the month using Equation 1:

$$R_e = (100) \frac{M_{vu} - M_{hu} + [(M_{vr})(M_{hu} / M_{vu})]}{M_{vu}} \quad \text{Eq 1}$$

For the purposes of this calculation, the mass fraction of organic HAP present in the recovered volatile matter is assumed to be equal to the mass fraction of organic HAP present in the volatile matter used.

(G) The affected source is in compliance for the month, if  $R_e$  is at least 92 percent each month.

(ii) Use continuous emission monitors, conduct an initial performance test of capture efficiency, and continuously monitor a site specific operating parameter to assure capture efficiency as specified in paragraphs (b)(1)(ii)(A) through (b)(1)(ii)(E) of this section:

(A) Install continuous emission monitors to collect the data necessary to calculate the total organic volatile

## Environmental Protection Agency

## § 63.824

matter mass flow in the gas stream entering and the total organic volatile matter mass flow in the gas stream exiting the solvent recovery device for each month such that the percent control efficiency (E) of the solvent recovery device can be calculated for the month. This requires continuous emission monitoring of the total organic volatile matter concentration in the gas stream entering the solvent recovery device, the total organic volatile matter concentration in the gas stream exiting the solvent recovery device, and the volumetric gas flow rate through the solvent recovery device. A single continuous volumetric gas flow measurement should be sufficient for a solvent recovery device since the inlet and outlet volumetric gas flow rates for a solvent recovery device are essen-

tially equal. Each month's individual inlet concentration values and corresponding individual gas flow rate values are multiplied and then summed to get the total organic volatile matter mass flow in the gas stream entering the solvent recovery device for the month. Each month's individual outlet concentration values and corresponding individual gas flow rate values are multiplied and then summed to get the total organic volatile matter mass flow in the gas stream exiting the solvent recovery device for the month.

(B) Determine the percent capture efficiency (F) of the capture system according to § 63.827(e).

(C) Calculate the overall effective organic HAP control efficiency ( $R_c$ ) achieved for each month using Equation 2.

$$R_c = (100) \frac{M_{vu} - M_{hu} + [(E/100)(F/100)M_{hu}]}{M_{vu}} \quad \text{Eq 2}$$

(D) Install, calibrate, operate and maintain the instrumentation necessary to measure continuously the site-specific operating parameter established in accordance with § 63.828(a)(5) whenever a publication rotogravure printing press is operated.

(E) The affected source is in compliance with the requirement for the month if  $R_c$  is at least 92 percent, and the capture device is operated at an average value greater than, or less than (as appropriate) the operating parameter value established in accordance with § 63.828(a)(5) for each three-hour period.

(2) Each owner or operator using an oxidizer to control emissions shall demonstrate compliance by showing that the HAP emission limitation is achieved by following the procedure in either paragraph (b)(2)(i) or (b)(2)(ii) of this section:

(i) Demonstrate initial compliance through performance tests and continuing compliance through continuous monitoring as follows:

(A) Determine the oxidizer destruction efficiency (E) using the procedure in § 63.827(d).

(B) Determine the capture efficiency (F) using the procedure in § 63.827(e).

(C) [Reserved]

(D) Calculate the overall effective organic HAP control efficiency ( $R_c$ ) achieved using Equation 2.

(E) The affected source is in initial compliance if  $R_c$  is at least 92 percent. Demonstration of continuing compliance is achieved by continuous monitoring of an appropriate oxidizer operating parameter in accordance with § 63.828(a)(4), and by continuous monitoring of an appropriate capture system monitoring parameter in accordance with § 63.828(a)(5). The affected source is in continuing compliance if the capture device is operated at an average value greater than or less than (as appropriate) the operating parameter value established in accordance with § 63.828(a)(5), and

(i) if an oxidizer other than a catalytic oxidizer is used, the average combustion temperature for all three-hour periods is greater than or equal to the average combustion temperature established under § 63.827(d), or

(2) if a catalytic oxidizer is used, the average catalyst bed inlet temperature

for all three-hour periods is greater than or equal to the average catalyst bed inlet temperature established in accordance with § 63.827(d).

(ii) Use continuous emission monitors, conduct an initial performance test of capture efficiency, and continuously monitor a site specific operating parameter to assure capture efficiency. The percent control efficiency of the oxidizer shall be demonstrated in accordance with the requirements of paragraph (b)(1)(ii) of this section except that separate continuous measurements of the inlet volumetric gas flow rate and the outlet volumetric gas flow rate are required for an oxidizer.

(3) To demonstrate compliance without the use of a control device, each owner or operator shall compare the mass of organic HAP used to the mass of volatile matter used each month, as specified in paragraphs (b)(3)(i) through (b)(3)(iv) of this section:

(i) Measure the mass of each ink, coating, varnish, adhesive, primer, solvent, and other material used in the affected source during the month.

(ii) Determine the organic HAP content of each ink, coating, varnish, adhesive, primer, solvent, and other material used during the month following the procedure in § 63.827(b)(1), and

(iii) Determine the volatile matter content, including water, of each ink, coating, varnish, adhesive, primer, solvent, and other material used during the month following the procedure in § 63.827(c)(1).

(iv) The affected source is in compliance for the month if the mass of organic HAP used does not exceed eight percent of the mass of volatile matter used.

[61 FR 27140, May 30, 1996, as amended at 71 FR 29801, May 24, 2006]

**§ 63.825 Standards: Product and packaging rotogravure and wide-web flexographic printing.**

(a) Each owner or operator of any product and packaging rotogravure or wide-web flexographic printing affected source that is subject to the requirements of this subpart shall comply with these requirements on and after the compliance dates as specified in § 63.826 of this subpart.

(b) Each product and packaging rotogravure or wide-web flexographic printing affected source shall limit organic HAP emissions to no more than 5 percent of the organic HAP applied for the month; or to no more than 4 percent of the mass of inks, coatings, varnishes, adhesives, primers, solvents, reducers, thinners, and other materials applied for the month; or to no more than 20 percent of the mass of solids applied for the month; or to a calculated equivalent allowable mass based on the organic HAP and solids contents of the inks, coatings, varnishes, adhesives, primers, solvents, reducers, thinners, and other materials applied for the month. The owner or operator of each product and packaging rotogravure or wide-web flexographic printing affected source shall demonstrate compliance with this standard by following one of the procedures in paragraphs (b)(1) through (b)(10) of this section:

(1) Demonstrate that each ink, coating, varnish, adhesive, primer, solvent, diluent, reducer, thinner, and other material applied during the month contains no more than 0.04 weight-fraction organic HAP, on an as-purchased basis, as determined in accordance with § 63.827(b)(2).

(2) Demonstrate that each ink, coating, varnish, adhesive, primer, and other solids-containing material applied during the month contains no more than 0.04 weight-fraction organic HAP, on a monthly average as-applied basis as determined in accordance with paragraphs (b)(2)(i)–(ii) of this section. The owner or operator shall calculate the as-applied HAP content of materials which are reduced, thinned, or diluted prior to application, as follows:

(i) Determine the organic HAP content of each ink, coating, varnish, adhesive, primer, solvent, diluent, reducer, thinner, and other material applied on an as-purchased basis in accordance with § 63.827(b)(2).

(ii) Calculate the monthly average as-applied organic HAP content,  $C_{ahi}$  of each ink, coating, varnish, adhesive, primer, and other solids-containing material using Equation 3.

$$C_{ahi} = \frac{\left( C_{hi}M_i + \sum_{j=1}^q C_{hij}M_{ij} \right)}{M_i + \sum_{j=1}^q M_{ij}} \quad \text{Eq 3}$$

(3)(i) Demonstrate that each ink, coating, varnish, adhesive, primer, and other solids-containing material applied, either

(A) Contains no more than 0.04 weight-fraction organic HAP on a monthly average as-applied basis, or

(B) Contains no more than 0.20 kg of organic HAP per kg of solids applied, on a monthly average as-applied basis.

(ii) The owner or operator may demonstrate compliance in accordance with paragraphs (b)(3)(ii) (A)–(C) of this section.

(A) Use the procedures of paragraph (b)(2) of this section to determine which materials meet the requirements of paragraph (b)(3)(i)(A) of this section.

(B) Determine the as-applied solids content following the procedure in §63.827(c)(2) of all materials which do not meet the requirements of paragraph (b)(3)(i)(A) of this section. The owner or operator may calculate the monthly average as-applied solids content of materials which are reduced, thinned, or diluted prior to application, using Equation 4, and

$$C_{asi} = \frac{C_{si}M_i}{M_i + \sum_{j=1}^q M_{ij}} \quad \text{Eq 4}$$

(C) Calculate the as-applied organic HAP to solids ratio,  $H_{si}$ , for all materials which do not meet the requirements of paragraph (b)(3)(i)(A) of this section, using Equation 5.

$$H_{si} = \frac{C_{ahi}}{C_{asi}} \quad \text{Eq 5}$$

(4) Demonstrate that the monthly average as-applied organic HAP content,  $H_L$ , of all materials applied is less than 0.04 kg HAP per kg of material applied, as determined by Equation 6.

$$H_L = \frac{\sum_{i=1}^p M_i C_{hi} + \sum_{j=1}^q M_j C_{hj}}{\sum_{i=1}^p M_i + \sum_{j=1}^q M_j} \quad \text{Eq 6}$$

(5) Demonstrate that the monthly average as-applied organic HAP content on the basis of solids applied,  $H_s$ , is less than 0.20 kg HAP per kg solids applied as determined by Equation 7.

$$H_s = \frac{\sum_{i=1}^p M_i C_{hi} + \sum_{j=1}^q M_j C_{hj}}{\sum_{i=1}^p M_i C_{si}} \quad \text{Eq 7}$$

(6) Demonstrate that the total monthly organic HAP applied,  $H_{app}$ , as determined by Equation 8, is less than the calculated equivalent allowable organic HAP,  $H_a$ , as determined by paragraph (e) of this section.

$$H_{app} = \sum_{i=1}^p M_i C_{hi} + \sum_{j=1}^q M_j C_{hj} \quad \text{Eq. 8}$$

Where:

$H_{app}$  = Total monthly organic HAP applied, kg.

(7) Operate a capture system and control device and demonstrate an overall organic HAP control efficiency of at least 95 percent for each month. If the affected source operates more than one capture system or more than one control device, and has only always-controlled work stations, then the owner or operator shall demonstrate compliance in accordance with the provisions of either paragraph (f) or (h) of this section. If the affected source operates one or more never-controlled work stations or one or more intermittently-controllable work stations, then the owner or operator shall demonstrate compliance in accordance with the provisions of paragraph (f) of this section. Otherwise, the owner or operator shall demonstrate compliance in accordance with the procedure in paragraph (c) of this section when emissions from the affected source are controlled by a solvent recovery device or the procedure

in paragraph (d) of this section when emissions are controlled by an oxidizer.

(8) Operate a capture system and control device and limit the organic HAP emission rate to no more than 0.20 kg organic HAP emitted per kg solids applied as determined on a monthly average as-applied basis. If the affected source operates more than one capture system, more than one control device, one or more never-controlled work stations, or one or more intermittently-controllable work stations, then the owner or operator shall demonstrate compliance in accordance with the provisions of paragraph (f) of this section. Otherwise, the owner or operator shall demonstrate compliance following the procedure in paragraph (c) of this section when emissions from the affected source are controlled by a solvent recovery device or the procedure in paragraph (d) of this section when emissions are controlled by an oxidizer.

(9) Operate a capture system and control device and limit the organic HAP emission rate to no more than 0.04 kg organic HAP emitted per kg material applied as determined on a monthly average as-applied basis. If the affected source operates more than one capture system, more than one control device, one or more never-controlled work stations, or one or more intermittently-controllable work stations, then the owner or operator shall demonstrate compliance in accordance with the provisions of paragraph (f) of this section. Otherwise, the owner or operator shall demonstrate compliance following the procedure in paragraph (c) of this section when emissions from the affected source are controlled by a solvent recovery device or the procedure in paragraph (d) of this section when emissions are controlled by an oxidizer.

(10) Operate a capture system and control device and limit the monthly organic HAP emissions to less than the allowable emissions as calculated in accordance with paragraph (e) of this section. If the affected source operates more than one capture system, more than one control device, one or more never-controlled work stations, or one or more intermittently-controllable work stations, then the owner or operator shall demonstrate compliance in accordance with the provisions of para-

graph (f) of this section. Otherwise, the owner or operator shall demonstrate compliance following the procedure in paragraph (c) of this section when emissions from the affected source are controlled by a solvent recovery device or the procedure in paragraph (d) of this section when emissions are controlled by an oxidizer.

(c) To demonstrate compliance with the overall organic HAP control efficiency requirement in § 63.825(b)(7) or the organic HAP emissions limitation requirements in § 63.825(b)(8)–(10), each owner or operator using a solvent recovery device to control emissions shall show compliance by following the procedures in either paragraph (c)(1) or (c)(2) of this section:

(1) Perform a liquid-liquid material balance for each and every month as follows:

(i) Measure the mass of each ink, coating, varnish, adhesive, primer, solvent and other material applied on the press or group of presses controlled by a common solvent recovery device during the month.

(ii) If demonstrating compliance on the basis of organic HAP emission rate based on solids applied, organic HAP emission rate based on material applied or emission of less than the calculated allowable organic HAP, determine the organic HAP content of each ink, coating, varnish, adhesive, primer, solvent, and other material applied during the month following the procedure in § 63.827(b)(2).

(iii) Determine the volatile matter content of each ink, coating, varnish, adhesive, primer, solvent, and other material applied during the month following the procedure in § 63.827(c)(2).

(iv) If demonstrating compliance on the basis of organic HAP emission rate based on solids applied or emission of less than the calculated allowable organic HAP, determine the solids content of each ink, coating, varnish, adhesive, primer, solvent, and other material applied during the month following the procedure in § 63.827(c)(2).

(v) Install, calibrate, maintain, and operate according to the manufacturer's specifications, a device that indicates the cumulative amount of volatile matter recovered by the solvent recovery device on a monthly basis. The



# Environmental Protection Agency

§ 63.825

device shall be initially certified by the manufacturer to be accurate to within  $\pm 2.0$  percent.

(vi) Measure the amount of volatile matter recovered for the month.

(vii) Calculate the volatile matter collection and recovery efficiency,  $R_v$ , using Equation 9.

$$R_v = 100 \frac{M_{vr}}{\sum_{i=1}^p M_i C_{vi} + \sum_{j=1}^q M_j} \quad \text{Eq 9}$$

(viii) If demonstrating compliance on the basis of organic HAP emission rate based on solids applied, organic HAP emission rate based on material applied or emission of less than the calculated allowable organic HAP, calculate the organic HAP emitted during the month,  $H$ , using Equation 10.

$$H = \left[ 1 - \frac{R_v}{100} \right] \left[ \sum_{i=1}^p C_{hi} M_i + \sum_{j=1}^q C_{hij} M_{ij} \right] \quad \text{Eq 10}$$

(ix) If demonstrating compliance on the basis of organic HAP emission rate based on solids applied, calculate the organic HAP emission rate based on solids applied,  $L$ , using Equation 11.

$$L = \frac{H}{\sum_{i=1}^p C_{si} M_i} \quad \text{Eq 11}$$

(x) If demonstrating compliance on the basis of organic HAP emission rate based on materials applied, calculate the organic HAP emission rate based on material applied,  $S$ , using Equation 12.

$$S = \frac{H}{\sum_{i=1}^p \left[ M_i + \sum_{j=1}^q M_{ij} \right]} \quad \text{Eq 12}$$

(xi) The affected source is in compliance if

(A) The organic volatile matter collection and recovery efficiency,  $R_v$ , is 95 percent or greater, or

(B) The organic HAP emission rate based on solids applied,  $L$ , is 0.20 kg organic HAP per kg solids applied or less, or

(C) the organic HAP emission rate based on material applied,  $S$ , is 0.04 kg organic HAP per kg material applied or less, or

(D) the organic HAP emitted during the month,  $H$ , is less than the calculated allowable organic HAP,  $H_a$ , as determined using paragraph (e) of this section.

(2) Use continuous emission monitors, conduct an initial performance test of capture efficiency, and continuously monitor a site specific operating parameter to assure capture efficiency following the procedures in paragraphs (c)(2)(i) through (c)(2)(xi) of this section:

(i) If demonstrating compliance on the basis of organic HAP emission rate based on solids applied, organic HAP emission rate based on materials applied, or emission of less than the calculated allowable organic HAP, measure the mass of each ink, coating, varnish, adhesive, primer, solvent, and other material applied on the press or group of presses controlled by a common control device during the month.

(ii) If demonstrating compliance on the basis of organic HAP emission rate based on solids applied, organic HAP emission rate based on material applied or emission of less than the calculated allowable organic HAP, determine the organic HAP content of each ink, coating, varnish, adhesive, primer, solvent, and other material applied during the month following the procedure in § 63.827(b)(2).

(iii) Install continuous emission monitors to collect the data necessary to calculate the total organic volatile matter mass flow in the gas stream entering and the total organic volatile mass flow in the gas stream exiting the solvent recovery device for each month such that the percent control efficiency (E) of the solvent recovery device can be calculated for the month. This requires continuous emission monitoring of the total organic volatile matter concentration in the gas stream entering the solvent recovery device, the total organic volatile matter concentration in the gas stream exiting the solvent recovery device, and the volumetric gas flow rate through the solvent recovery device. A single continuous volumetric gas flow measurement should be sufficient for a solvent recovery device since the inlet and outlet volumetric gas flow rates for a solvent recovery device are essentially equal. Each month's individual inlet concentration values and corresponding individual gas flow rate values are multiplied and then summed to get the total organic volatile matter

mass flow in the gas stream exiting the solvent recovery device for the month.

(iv) If demonstrating compliance on the basis of organic HAP emission rate based on solids applied or emission of less than the calculated allowable organic HAP, determine the solids content of each ink, coating, varnish, adhesive, primer, solvent, and other material applied during the month following the procedure in § 63.827(c)(2).

(v) Install, calibrate, operate and maintain the instrumentation necessary to measure continuously the site-specific operating parameter established in accordance with § 63.828(a)(5) whenever a product and packaging rotogravure or wide-web flexographic printing press is operated.

(vi) Determine the capture efficiency (F) in accordance with § 63.827(e)–(f).

(vii) Calculate the overall organic HAP control efficiency, (R), achieved for each month using Equation 13.

$$R = \frac{EF}{100} \quad \text{Eq 13}$$

(viii) If demonstrating compliance on the basis of organic HAP emission rate based on solids applied, organic HAP emission rate based on material applied or emission of less than the calculated allowable organic HAP, calculate the organic HAP emitted during the month, H, for each month using Equation 14.

$$H = \left[ 1 - \left( \frac{E}{100} \frac{F}{100} \right) \right] \left[ \sum_{i=1}^p \left( C_{hi} M_i + \sum_{j=1}^q C_{hij} M_{ij} \right) \right] \quad \text{Eq 14}$$

(ix) If demonstrating compliance on the basis of organic HAP emission rate based on solids applied, calculate the organic HAP emission rate based on solids applied, L, using Equation 15.

$$L = \frac{H}{\sum_{i=1}^p C_{si} M_i} \quad \text{Eq 15}$$

(x) If demonstrating compliance on the basis of organic HAP emission rate

based on materials applied, calculate the organic HAP emission rate based on material applied, S, using Equation 16.

$$S = \frac{H}{\sum_{i=1}^p \left[ M_i + \sum_{j=1}^q M_{ij} \right]} \quad \text{Eq 16}$$

(xi) The affected source is in compliance if the capture system operating

parameter is operated at an average value greater than or less than (as appropriate) the operating parameter value established in accordance with § 63.828(a)(5) for each three hour period, and

(A) The organic volatile matter collection and recovery efficiency,  $R_v$ , is 95 percent or greater, or

(B) The organic HAP emission rate based on solids applied,  $L$ , is 0.20 kg organic HAP per kg solids applied or less, or

(C) The organic HAP emission rate based on material applied,  $S$ , is 0.04 kg organic HAP per kg material applied or less, or

(D) The organic HAP emitted during the month,  $H$ , is less than the calculated allowable organic HAP,  $H_a$ , as determined using paragraph (e) of this section.

(d) To demonstrate compliance with the overall organic HAP control efficiency requirement in § 63.825(b)(7) or the overall organic HAP emission rate limitation requirements in § 63.825(b)(8)–(10), each owner or operator using an oxidizer to control emissions shall show compliance by following the procedures in either paragraph (d)(1) or (d)(2) of this section:

(1) demonstrate initial compliance through performance tests of capture efficiency and control device efficiency and continuing compliance through continuous monitoring of capture system and control device operating parameters following the procedures in paragraph (d)(1)(i) through (d)(1)(xi) of this section:

(i) Determine the oxidizer destruction efficiency ( $E$ ) using the procedure in § 63.827(d).

(ii) Determine the capture system capture efficiency ( $F$ ) in accordance with § 63.827(e)–(f).

(iii) Calculate the overall organic HAP control efficiency, ( $R$ ), achieved using Equation 13.

(iv) If demonstrating compliance on the basis of organic HAP emission rate based on solids applied, organic HAP emission rate based on materials applied, or emission of less than the calculated allowable organic HAP, measure the mass of each ink, coating, varnish, adhesive, primer, solvent, and other material applied on the press or

group of presses controlled by a common control device during the month.

(v) If demonstrating compliance on the basis of organic HAP emission rate based on solids applied, organic HAP emission rate based on material applied or emission of less than the calculated allowable organic HAP, determine the organic HAP content of each ink, coating, varnish, adhesive, primer, solvent, and other material applied during the month following the procedure in § 63.827(b)(2).

(vi) If demonstrating compliance on the basis of organic HAP emission rate based on solids applied or emission of less than the calculated allowable organic HAP, determine the solids content of each ink, coating, varnish, adhesive, primer, solvent, and other material applied during the month following the procedure in § 63.827(c)(2).

(vii) If demonstrating compliance on the basis of organic HAP emission rate based on solids applied, organic HAP emission rate based on material applied or emission of less than the calculated allowable organic HAP, calculate the organic HAP emitted during the month,  $H$ , for each month using Equation 14.

(viii) If demonstrating compliance on the basis of organic HAP emission rate based on solids applied, calculate the organic HAP emission rate based on solids applied,  $L$ , for each month using Equation 15.

(ix) If demonstrating compliance on the basis of organic HAP emission rate based on materials applied, calculate the organic HAP emission rate based on material applied,  $S$ , using Equation 16.

(x) Install, calibrate, operate and maintain the instrumentation necessary to measure continuously the site-specific operating parameters established in accordance with § 63.828(a)(4)–(5) whenever a product and packaging rotogravure or wide-web flexographic press is operating.

(xi) The affected source is in compliance, if the oxidizer is operated such that the average operating parameter value is greater than the operating parameter value established in accordance with § 63.828(a)(4) for each three-hour period, and the capture system operating parameter is operated at an

average value greater than or less than (as appropriate) the operating parameter value established in accordance with § 63.828(a)(5) for each three hour period, and

(A) The overall organic HAP control efficiency,  $R$ , is 95 percent or greater, or

(B) The organic HAP emission rate based on solids applied,  $L$ , is 0.20 kg organic HAP per kg solids applied or less, or

(C) The organic HAP emission rate based on material applied,  $S$ , is 0.04 kg organic HAP per kg material applied or less, or

(D) The organic HAP emitted during the month,  $H$ , is less than the calculated allowable organic HAP,  $H_a$ , as determined using paragraph (e) of this section.

(2) Use continuous emission monitors, conduct an initial performance test of capture efficiency, and continuously monitor a site specific operating parameter to assure capture efficiency. The percent control efficiency of the oxidizer shall be demonstrated in accordance with the requirements of paragraph (c)(2) of this section except that separate continuous volumetric gas flow measurements of the inlet and

outlet volumetric gas flow rates are required for an oxidizer.

(e) Owners or operators may calculate the monthly allowable HAP emissions,  $H_a$ , for demonstrating compliance in accordance with paragraph (b)(6), (c)(1)(xi)(D), (c)(2)(xi)(D), or (d)(1)(xi)(D) of this section as follows:

(1) Determine the as-purchased mass of each ink, coating, varnish, adhesive, primer, and other solids-containing material applied each month,  $M_i$ .

(2) Determine the as-purchased solids content of each ink, coating, varnish, adhesive, primer, and other solids-containing material applied each month, in accordance with § 63.827(c)(2),  $C_{si}$ .

(3) Determine the as-purchased mass fraction of each ink, coating, varnish, adhesive, primer, and other solids-containing material which was applied at 20 weight-percent or greater solids content, on an as-applied basis,  $G_i$ .

(4) Determine the total mass of each solvent, diluent, thinner, or reducer added to materials which were applied at less than 20 weight-percent solids content, on an as-applied basis, each month,  $M_{Lj}$ .

(5) Calculate the monthly allowable HAP emissions,  $H_a$ , using Equation 17.

$$H_a = 0.20 \left[ \sum_{i=1}^p M_i G_i C_{si} \right] + 0.04 \left[ \sum_{i=1}^p M_i (1 - G_i) + \sum_{j=1}^q M_{Lj} \right] \quad \text{Eq 17}$$

(f) Owners or operators of product and packaging rotogravure or wide-web flexographic printing presses shall demonstrate compliance according to the procedures in paragraphs (f)(1) through (f)(7) of this section if the affected source operates more than one capture system, more than one control device, one or more never-controlled work stations, or one or more intermittently-controllable work stations.

(1) The owner or operator of each solvent recovery system used to control one or more product and packaging rotogravure or wide-web flexographic presses for which the owner or operator chooses to comply by means of a liquid-liquid mass balance shall deter-

mine the organic HAP emissions for those presses controlled by that solvent recovery system either

(i) in accordance with paragraphs (c)(1)(i)–(iii) and (c)(1)(v)–(viii) of this section if the presses controlled by that solvent recovery system have only always-controlled work stations, or

(ii) in accordance with paragraphs (c)(1)(ii)–(iii), (c)(1)(v)–(vi), and (g) of this section if the presses controlled by that solvent recovery system have one or more never-controlled or intermittently-controllable work stations.

(2) The owner or operator of each solvent recovery system used to control one or more product and packaging rotogravure or wide-web flexographic

presses, for which the owner or operator chooses to comply by means of an initial test of capture efficiency, continuous emission monitoring of the control device, and continuous monitoring of a capture system operating parameter, shall

(i) For each capture system delivering emissions to that solvent recovery system, monitor an operating parameter established in accordance with § 63.828(a)(5) to assure capture system efficiency, and

(ii) Determine the organic HAP emissions for those presses served by each capture system delivering emissions to that solvent recovery system either

(A) In accordance with paragraphs (c)(2)(i)–(iii) and (c)(2)(v)–(viii) of this section if the presses served by that capture system have only always-controlled work stations, or

(B) In accordance with paragraphs (c)(2)(ii)–(iii), (c)(2)(v)–(vii), and (g) of this section if the presses served by that capture system have one or more never-controlled or intermittently-controllable work stations.

(3) The owner or operator of each oxidizer used to control emissions from one or more product and packaging rotogravure or wide-web flexographic presses choosing to demonstrate compliance through performance tests of capture efficiency and control device efficiency and continuing compliance through continuous monitoring of capture system and control device operating parameters, shall

(i) Monitor an operating parameter established in accordance with § 63.828(a)(4) to assure control device efficiency, and

(ii) For each capture system delivering emissions to that oxidizer, monitor an operating parameter established in accordance with § 63.828(a)(5) to assure capture efficiency, and

(iii) Determine the organic HAP emissions for those presses served by each capture system delivering emissions to that oxidizer either

(A) In accordance with paragraphs (d)(1)(i)–(v) and (d)(1)(vii) of this section if the presses served by that capture system have only always-controlled work stations, or

(B) In accordance with paragraphs (d)(1)(i)–(iii), (d)(1)(v), and (g) of this

section if the presses served by that capture system have one or more never-controlled or intermittently-controllable work stations.

(4) The owner or operator of each oxidizer used to control emissions from one or more product and packaging rotogravure or wide-web flexographic presses choosing to demonstrate compliance through an initial capture efficiency test, continuous emission monitoring of the control device and continuous monitoring of a capture system operating parameter, shall

(i) For each capture system delivering emissions to that oxidizer, monitor an operating parameter established in accordance with § 63.828(a)(5) to assure capture efficiency, and

(ii) Determine the organic HAP emissions for those presses served by each capture system delivering emissions to that oxidizer either

(A) In accordance with paragraphs (c)(2)(i)–(iii) and (c)(2)(v)–(viii) of this section if the presses served by that capture system have only always-controlled work stations, or

(B) In accordance with paragraphs (c)(2)(ii)–(iii), (c)(2)(v)–(vii), and (g) of this section if the presses served by that capture system have one or more never-controlled or intermittently-controllable work stations.

(5) The owner or operator of one or more uncontrolled product and packaging rotogravure or wide-web flexographic printing presses shall determine the organic HAP applied on those presses using Equation 8. The organic HAP emitted from an uncontrolled press is equal to the organic HAP applied on that press.

(6) If demonstrating compliance on the basis of organic HAP emission rate based on solids applied or emission of less than the calculated allowable organic HAP, the owner or operator shall determine the solids content of each ink, coating, varnish, adhesive, primer, solvent and other material applied during the month following the procedure in § 63.827(c)(2).

(7) The owner or operator shall determine the organic HAP emissions for the affected source for the month by summing all organic HAP emissions calculated according to paragraphs (f)(1), (f)(2)(ii), (f)(3)(iii), (f)(4)(ii), and

(f)(5) of this section. The affected source is in compliance for the month, if all operating parameters required to be monitored under paragraphs (f)(2)–(4) of this section were maintained at the appropriate values, and

(i) The total mass of organic HAP emitted by the affected source was not more than four percent of the total mass of inks, coatings, varnishes, adhesives, primers, solvents, diluents, reducers, thinners and other materials applied by the affected source, or

(ii) The total mass of organic HAP emitted by the affected source was not more than 20 percent of the total mass of solids applied by the affected source, or

(iii) The total mass of organic HAP emitted by the affected source was not more than the equivalent allowable organic HAP emissions for the affected source,  $H_a$ , calculated in accordance with paragraph (e) of this section, or

(iv) The total mass of organic HAP emitted by the affected source was not more than five percent of the total mass of organic HAP applied by the affected source. The total mass of organic HAP applied by the affected source in the month shall be determined by the owner or operator using Equation 8.

(g) Owners or operators determining organic HAP emissions from a press or group of presses having one or more never-controlled or intermittently-controllable work stations and using the procedures specified in paragraphs (f)(1)(ii), (f)(2)(ii)(B), (f)(3)(iii)(B), or (f)(4)(ii)(B) of this section shall for that press or group of presses:

(1) Determine the sum of the mass of all inks, coatings, varnishes, adhesives, primers, and other solids-containing

materials which are applied on intermittently-controllable work stations in bypass mode and the mass of all inks, coatings, varnishes, adhesives, primers, and other solids-containing materials which are applied on never-controlled work stations during the month,  $M_{Bi}$ .

(2) Determine the sum of the mass of all solvents, reducers, thinners, and other diluents which are applied on intermittently-controllable work stations in bypass mode and the mass of all solvents, reducers, thinners, and other diluents which are applied on never-controlled work stations during the month,  $M_{Bj}$ .

(3) Determine the sum of the mass of all inks, coatings, varnishes, adhesives, primers, and other solids-containing materials which are applied on intermittently-controllable work stations in controlled mode and the mass of all inks, coatings, varnishes, adhesives, primers, and other solids-containing materials which are applied on always-controlled work stations during the month,  $M_{Bj}$ .

(4) Determine the sum of the mass of all solvents, reducers, thinners, and other diluents which are applied on intermittently-controllable work stations in controlled mode and the mass of all solvents, reducers, thinners, and other diluents which are applied on always-controlled work stations during the month,  $M_{Cj}$ .

(5) For each press or group of presses for which the owner or operator uses the provisions of paragraph (f)(1)(ii) of this section, the owner or operator shall calculate the organic HAP emitted during the month using Equation 18.

$$H = \left[ \sum_{i=1}^p M_{Ci} C_{hi} + \sum_{j=1}^q M_{Cj} C_{hj} \right] \left[ 1 - \frac{M_{vr}}{\sum_{i=1}^p M_{Ci} C_{vi} + \sum_{j=1}^q M_{Cj}} \right] + \left[ \sum_{i=1}^p M_{Bi} C_{hi} + \sum_{j=1}^q M_{Bj} C_{hj} \right] \quad \text{Eq 18}$$

(6) For each press or group of presses for which the owner or operator uses the provisions of paragraphs

(f)(2)(ii)(B), (f)(3)(iii)(B), or (f)(4)(ii)(B) of this section, the owner or operator

**Environmental Protection Agency****§ 63.827**

shall calculate the organic HAP emitted during the month using Equation (19).

$$H = \left[ \sum_{i=1}^p M_{Ci} C_{hi} + \sum_{j=1}^q M_{Cj} C_{hj} \right] \left[ 1 - \left( \frac{E}{100} \frac{F}{100} \right) \right] + \left[ \sum_{i=1}^p M_{Bi} C_{hi} + \sum_{j=1}^q M_{Bj} C_{hj} \right] \quad \text{Eq 19}$$

(h) If the affected source operates more than one capture system or more than one control device, and has no never-controlled work stations and no intermittently-controllable work stations, then the affected source is in compliance with the 95 percent overall organic HAP control efficiency requirement for the month if for each press or group of presses controlled by a common control device:

(1) The volatile matter collection and recovery efficiency,  $R_v$ , as determined by paragraphs (c)(1)(i), (c)(1)(iii), and (c)(1)(v)–(vii) of this section is equal to or greater than 95 percent, or

(2) The overall organic HAP control efficiency as determined by paragraphs (c)(2)(iii) and (c)(2)(v)–(vii) of this section for each press or group of presses served by that control device and a common capture system is equal to or greater than 95 percent and the average capture system operating parameter value for each capture system serving that control device is greater than or less than (as appropriate) the operating parameter value established for that capture system in accordance with § 63.828(a)(5) for each three hour period, or

(3) The overall organic HAP control efficiency as determined by paragraphs (d)(1)(i)–(iii) and (d)(1)(x) of this section for each press or group of presses served by that control device and a common capture system is equal to or greater than 95 percent, the oxidizer is operated such that the average operating parameter value is greater than the operating parameter value established in accordance with § 63.828(a)(4) for each three hour period, and the average capture system operating parameter value for each capture system serving that control device is greater than or less than (as appropriate) the

operating parameter value established for that capture system in accordance with § 63.828(a)(5) for each three hour period.

[61 FR 27140, May 30, 1996, as amended at 71 FR 29801, May 24, 2006]

**§ 63.826 Compliance dates.**

(a) The compliance date for an owner or operator of an existing affected source subject to the provisions of this subpart is May 30, 1999.

(b) The compliance date for an owner or operator of a new affected source subject to the provisions of this subpart is immediately upon start-up of the affected source, or May 30, 1996, whichever is later.

(c) Affected sources which have undergone reconstruction are subject to the requirements for new affected sources. The costs associated with the purchase and installation of air pollution control equipment are not considered in determining whether the affected source has been reconstructed. Additionally, the costs of retrofitting and replacement of equipment that is installed specifically to comply with this subpart are not considered reconstruction costs.

**§ 63.827 Performance test methods.**

(a) An owner or operator using a control device to comply with the requirements of §§ 63.824–63.825 is not required to conduct an initial performance test to demonstrate compliance if one or more of the criteria in paragraphs (a)(1) through (a)(3) of this section are met:

(1) A control device that is in operation prior to May 30, 1996, does not need to be tested if

(i) It is equipped with continuous emission monitors for determining

total organic volatile matter concentration and the volumetric gas flow rate, and capture efficiency has been determined in accordance with the requirements of this subpart, such that an overall organic HAP control efficiency can be calculated, and

(ii) The continuous emission monitors are used to demonstrate continuous compliance in accordance with § 63.824(b)(1)(ii), § 63.825(b)(2)(ii), § 63.825(c)(2), or § 63.825(d)(2), as applicable, and § 63.828, or

(2) The owner or operator has met the requirements of either § 63.7(e)(2)(iv) or § 63.7(h), or

(3) The control device is a solvent recovery system and the owner or operator chooses to comply by means of a monthly liquid-liquid material balance.

(b) Determination of the weight fraction organic HAP of inks, coatings, varnishes, adhesives, primers, solvents, thinners, reducers, diluents, and other materials used by a publication rotogravure affected source shall be conducted according to paragraph (b)(1) of this section. Determination of the weight fraction organic HAP of inks, coatings, varnishes, adhesives, primers, solvents, thinners, reducers, diluents, and other materials applied by a product and packaging rotogravure or wide-web flexographic printing affected source shall be conducted according to paragraph (b)(2) of this section. If the weight fraction organic HAP values are not determined using the procedures in paragraphs (b)(1) or (b)(2) of this section, the owner or operator must submit an alternative test method for determining their values for approval by the Administrator in accordance with § 63.7(f). The recovery efficiency of the test method must be determined for all of the target organic HAP and a correction factor, if necessary, must be determined and applied.

(1) Each owner or operator of a publication rotogravure affected source shall determine the weight fraction organic HAP of each ink, coating, varnish, adhesive, primer, solvent, and other material used by following one of the procedures in paragraphs (b)(1)(i) through (iii) of this section:

(i) The owner or operator may test the material in accordance with Meth-

od 311 of appendix A of this part. The Method 311 determination may be performed by the owner or operator of the affected source, the supplier of the material, or an independent third party. The organic HAP content determined by Method 311 must be calculated according to the criteria and procedures in paragraphs (b)(1)(i)(A) through (C) of this section.

(A) Include each organic HAP determined to be present at greater than or equal to 0.1 weight percent for Occupational Safety and Health Administration (OSHA)-defined carcinogens as specified in 29 CFR 1910.1200(d)(4) and greater than or equal to 1.0 weight percent for other organic HAP compounds.

(B) Express the weight fraction of each organic HAP included according to paragraph (b)(1)(i)(A) of this section as a value truncated to four places after the decimal point (for example, 0.3791).

(C) Calculate the total weight fraction of organic HAP in the tested material by summing the weight fraction of each organic HAP included according to paragraph (b)(1)(i)(A) of this section and truncating the result to three places after the decimal point (for example, 0.763).

(ii) The owner or operator may determine the weight fraction volatile matter of the material in accordance with § 63.827(c)(1) and use this value for the weight fraction organic HAP for all compliance purposes.

(iii) The owner or operator may use formulation data to determine the weight fraction organic HAP of a material. Formulation data may be provided to the owner or operator on a CPDS by the supplier of the material or an independent third party. Formulation data may be used provided that the weight fraction organic HAP is calculated according to the criteria and procedures in paragraphs (b)(1)(iii)(A) through (D) of this section. In the event of an inconsistency between the formulation data and the result of Method 311 of appendix A of this part, where the test result is higher, the Method 311 data will take precedence unless, after consultation, the owner or operator can demonstrate to the satisfaction of the enforcement agency that the formulation data are correct.



(A) For each raw material used in making the material, include each organic HAP present in that raw material at greater than or equal to 0.1 weight percent for OSHA-defined carcinogens as specified in 29 CFR 1910.1200(d)(4) and greater than or equal to 1.0 weight percent for other organic HAP compounds. The weight fraction of each such organic HAP in each raw material must be determined by Method 311 of appendix A of this part, by an alternate method approved by the Administrator, or from a CPDS provided by the raw material supplier or an independent third party. The weight fraction of each such organic HAP in each raw material must be expressed as a value truncated to four places after the decimal point (for example, 0.1291).

(B) For each raw material used in making the material, the weight fraction contribution of each organic HAP, which is included according to paragraph (b)(1)(iii)(A) of this section, in that raw material to the weight fraction organic HAP of the material is calculated by multiplying the weight fraction, truncated to four places after the decimal point (for example, 0.1291), of that organic HAP in that raw material times the weight fraction of that raw material, truncated to four places after the decimal point (for example, 0.2246), in the material. The product of each such multiplication is to be truncated to four places after the decimal point (for example, 0.1291 times 0.2246 yields 0.02899586 which truncates to 0.0289).

(C) For each organic HAP which is included according to paragraph (b)(1)(iii)(A) of this section, the total weight fraction of that organic HAP in the material is calculated by adding the weight fraction contribution of that organic HAP from each raw material in which that organic HAP is included according to paragraph (b)(1)(iii)(A) of this section. The sum of each such addition must be expressed to four places after the decimal point.

(D) The total weight fraction of organic HAP in the material is the sum of the counted individual organic HAP weight fractions. This sum must be truncated to three places after the decimal point (for example, 0.763).

(2) Each owner or operator of a product and packaging rotogravure or wide-web flexographic printing affected source shall determine the organic HAP weight fraction of each ink, coating, varnish, adhesive, primer, solvent, and other material applied by following one of the procedures in paragraphs (b)(2)(i) through (iii) of this section:

(i) The owner or operator may test the material in accordance with Method 311 of appendix A of this part. The Method 311 determination may be performed by the owner or operator of the affected source, the supplier of the material, or an independent third party. The organic HAP content determined by Method 311 must be calculated according to the criteria and procedures in paragraphs (b)(2)(i)(A) through (C) of this section.

(A) Include each organic HAP determined to be present at greater than or equal to 0.1 weight percent for OSHA-defined carcinogens as specified in 29 CFR 1910.1200(d)(4) and greater than or equal to 1.0 weight percent for other organic HAP compounds.

(B) Express the weight fraction of each organic HAP included according to paragraph (b)(2)(i)(A) of this section as a value truncated to four places after the decimal point (for example, 0.3791).

(C) Calculate the total weight fraction of organic HAP in the tested material by summing the weight fraction of each organic HAP included according to paragraph (b)(2)(i)(A) of this section and truncating the result to three places after the decimal point (for example, 0.763).

(ii) The owner or operator may determine the weight fraction volatile matter of the material in accordance with § 63.827(c)(2) and use this value for the weight fraction organic HAP for all compliance purposes.

(iii) The owner or operator may use formulation data to determine the weight fraction organic HAP of a material. Formulation data may be provided to the owner or operator on a CPDS by the supplier of the material or an independent third party. Formulation data may be used provided that the weight fraction organic HAP is calculated according to the criteria and procedures

in paragraphs (b)(2)(iii)(A) through (D) of this section. In the event of an inconsistency between the formulation data and the result of Method 311 of appendix A of this part, where the test result is higher, the Method 311 data will take precedence unless, after consultation, the owner or operator can demonstrate to the satisfaction of the enforcement agency that the formulation data are correct.

(A) For each raw material used in making the material, include each organic HAP present in that raw material at greater than or equal to 0.1 weight percent for OSHA-defined carcinogens as specified in 29 CFR 1910.1200(d)(4) and greater than or equal to 1.0 weight percent for other organic HAP compounds. The weight fraction of each such organic HAP in each raw material must be determined by Method 311 of appendix A of this part, by an alternate method approved by the Administrator, or from a CPDS provided by the raw material supplier or an independent third party. The weight fraction of each such organic HAP in each raw material must be expressed as a value truncated to four places after the decimal point (for example, 0.1291).

(B) For each raw material used in making the material, the weight fraction contribution of each organic HAP, which is included according to paragraph (b)(2)(iii)(A) of this section, in that raw material to the weight fraction organic HAP of the material is calculated by multiplying the weight fraction, truncated to four places after the decimal point (for example, 0.1291), of that organic HAP in that raw material times the weight fraction of that raw material, truncated to four places after the decimal point (for example, 0.2246), in the material. The product of each such multiplication is truncated to four places after the decimal point (for example, 0.1291 times 0.2246 yields 0.02899586 which truncates to 0.0289).

(C) For each organic HAP which is included according to paragraph (b)(2)(iii)(A) of this section, the total weight fraction of that organic HAP in the material is calculated by adding the weight fraction contribution of that organic HAP from each raw material in which that organic HAP is included according to paragraph

(b)(2)(iii)(A) of this section. The sum of each such addition must be expressed to four places after the decimal point.

(D) The total weight fraction of organic HAP in the material is the sum of the counted individual organic HAP weight fractions. This sum is to be truncated to three places after the decimal point (for example, 0.763).

(c) Determination of the weight fraction volatile matter content of inks, coatings, varnishes, adhesives, primers, solvents, reducers, thinners, diluents, and other materials used by a publication rotogravure affected source shall be conducted according to paragraph (c)(1) of this section. Determination of the weight fraction volatile matter content and weight fraction solids content of inks, coatings, varnishes, adhesives, primers, solvents, reducers, thinners, diluents, and other materials applied by a product and packaging rotogravure or wide-web flexographic printing affected source shall be conducted according to paragraph (c)(2) of this section.

(1) Each owner or operator of a publication rotogravure affected source shall determine the volatile matter weight fraction of each ink, coating, varnish, adhesive, primer, solvent, reducer, thinner, diluent, and other material used by following the procedures in paragraph (b)(1)(i) of this section, or by using formulation data as described in paragraph (c)(3) of this section.

(i) Determine the volatile matter weight fraction of the material using Method 24A of 40 CFR part 60, appendix A. The Method 24A determination may be performed by the owner or operator of the affected source, the supplier of the material, or an independent third party. The Method 24A result shall be truncated to three places after the decimal point (for example, 0.763). If these values cannot be determined using Method 24A, the owner or operator shall submit an alternative technique for determining their values for approval by the Administrator.

(2) Each owner or operator of a product and packaging rotogravure or wide-web flexographic printing affected source shall determine the volatile matter weight fraction and solids weight fraction of each ink, coating,

varnish, adhesive, primer, solvent, reducer, thinner, diluent, and other material applied by following the procedures in paragraphs (b)(2)(i) and (ii) of this section, or by using formulation data as described in paragraph (c)(3) of this section.

(i) Determine the volatile matter weight fraction of the material using Method 24 of 40 CFR part 60, appendix A. The Method 24 determination may be performed by the owner or operator of the affected source, the supplier of the material, or an independent third party. The Method 24 result shall be truncated to three places after the decimal point (for example, 0.763). If these values cannot be determined using Method 24, the owner or operator shall submit an alternative technique for determining their values for approval by the Administrator.

(ii) Calculate the solids weight fraction Method 24 result by subtracting the volatile matter weight fraction Method 24 result from 1.000. This calculation may be performed by the owner or operator, the supplier of the material, or an independent third party.

(3) The owner or operator may use formulation data to determine the volatile matter weight fraction or solids weight fraction of a material. Formulation data may be provided to the owner or operator on a CPDS by the supplier of the material or an independent third party. The volatile matter weight fraction and solids weight fraction shall be truncated to three places after the decimal point (for example, 0.763). In the event of any inconsistency between the formulation data and the result of Method 24 or Method 24A of 40 CFR part 60, appendix A, where the test result for volatile matter weight fraction is higher or the test result for solids weight fraction is lower, the applicable test method data will take precedence unless, after consultation, the owner or operator can demonstrate to the satisfaction of the enforcement agency that the formulation data are correct.

(d) A performance test of a control device to determine destruction efficiency for the purpose of meeting the requirements of §§ 63.824–63.825 shall be

conducted by the owner or operator in accordance with the following:

(1) An initial performance test to establish the destruction efficiency of an oxidizer and the associated combustion zone temperature for a thermal oxidizer and the associated catalyst bed inlet temperature for a catalytic oxidizer shall be conducted and the data reduced in accordance with the following reference methods and procedures:

(i) Method 1 or 1A of 40 CFR part 60, appendix A is used for sample and velocity traverses to determine sampling locations.

(ii) Method 2, 2A, 2C, or 2D of 40 CFR part 60, appendix A is used to determine gas volumetric flow rate.

(iii) Method 3 of 40 CFR part 60, appendix A is used for gas analysis to determine dry molecular weight.

(iv) Method 4 of 40 CFR part 60, appendix A is used to determine stack gas moisture.

(v) Methods 2, 2A, 3, and 4 of 40 CFR part 60, appendix A shall be performed, as applicable, at least twice during each test period.

(vi) Method 25 of 40 CFR part 60, appendix A, shall be used to determine organic volatile matter concentration, except as provided in paragraphs (d)(1)(vi)(A) through (D) of this section. The owner or operator shall submit notice of the intended test method to the Administrator for approval along with notice of the performance test required under § 63.7(c). The same method must be used for both the inlet and outlet measurements. The owner or operator may use Method 25A of 40 CFR part 60, appendix A, if (A) An exhaust gas organic volatile matter concentration of 50 parts per million by volume (ppmv) or less as carbon is required to comply with the standards of §§ 63.824–63.825, or

(B) The organic volatile matter concentration at the inlet to the control system and the required level of control are such to result in exhaust gas organic volatile matter concentrations of 50 ppmv or less as carbon, or

(C) Because of the high efficiency of the control device, the anticipated organic volatile matter concentration at the control device exhaust is 50 ppmv or less as carbon, regardless of inlet concentration, or

**§ 63.827**

**40 CFR Ch. I (7–1–07 Edition)**

(D) The control device is not an oxidizer.

(vii) Each performance test shall consist of three separate runs; each run conducted for at least one hour under the conditions that exist when the affected source is operating under normal operating conditions. For the pur-

pose of determining organic volatile matter concentrations and mass flow rates, the average of results of all runs shall apply.

(viii) Organic volatile matter mass flow rates shall be determined using Equation 20:

$$M_f = Q_{sd} C_c [12.0] [0.0416] [10^{-6}] \quad \text{Eq. 20}$$

Where:

$M_f$  = Total organic volatile matter mass flow rate, kg/hour (h).

$Q_{sd}$  = Volumetric flow rate of gases entering or exiting the control device, as determined according to § 63.827(d)(1)(ii), dry standard cubic meters (dscm)/h.

$C_c$  = Concentration of organic compounds as carbon, ppmv.

12.0 = Molecular weight of carbon.

0.0416 = Conversion factor for molar volume, kg-moles per cubic meter (mol/m<sup>3</sup>) (@ 293 Kelvin (K) and 760 millimeters of mercury (mmHg)).

(ix) Emission control device efficiency shall be determined using Equation 21:

$$E = \frac{M_{fi} - M_{fo}}{M_{fi}} \quad \text{Eq 21}$$

(2) The owner or operator shall record such process information as may be necessary to determine the conditions of the performance test. Operations during periods of start-up, shutdown, and malfunction shall not constitute representative conditions for the purpose of a performance test.

(3) For the purpose of determining the value of the oxidizer operating parameter that will demonstrate continuing compliance, the time-weighted average of the values recorded during the performance test shall be computed. For an oxidizer other than catalytic oxidizer, the owner or operator shall establish as the operating parameter the minimum combustion temperature. For a catalytic oxidizer, the owner or operator shall establish as the operating parameter the minimum gas temperature upstream of the catalyst

bed. These minimum temperatures are the operating parameter values that demonstrate continuing compliance with the requirements of §§ 63.824–63.825.

(e) A performance test to determine the capture efficiency of each capture system venting organic emissions to a control device for the purpose of meeting the requirements of §§ 63.824(b)(1)(ii), 63.824(b)(2), 63.825(c)(2), 63.825(d)(1)–(2), 63.825(f)(2)–(4), or 63.825(h)(2)–(3) shall be conducted by the owner or operator in accordance with the following:

(1) You may assume your capture efficiency equals 100 percent if your capture system is a permanent total enclosure (PTE). You must confirm that your capture system is a PTE by demonstrating that it meets the requirements of section 6 of Method 204 of 40 CFR part 51, appendix M, and that all exhaust gases from the enclosure are delivered to a control device.

(2) You may determine capture efficiency according to the protocols for testing with temporary total enclosures that are specified in Methods 204 and 204A through F of 40 CFR part 51, appendix M. You may exclude never controlled work stations from such capture efficiency determinations.

(f) As an alternative to the procedures specified in § 63.827(e) an owner or operator required to conduct a capture efficiency test may use any capture efficiency protocol and test methods that satisfy the criteria of either the Data Quality Objective (DQO) or the Lower Confidence Limit (LCL) approach as described in Appendix A of this subpart. The owner or operator may exclude never-controlled work stations

from such capture efficiency determinations.

[61 FR 27140, May 30, 1996, as amended at 71 FR 29802, May 24, 2006]

**§ 63.828 Monitoring requirements.**

(a) Following the date on which the initial performance test of a control device is completed, to demonstrate continuing compliance with the standard, the owner or operator shall monitor and inspect each control device required to comply with §§ 63.824–63.825 to ensure proper operation and maintenance by implementing the applicable requirements in paragraph (a)(1) through (a)(5) of this section.

(1) Owners or operators of product and packaging rotogravure or wide-web flexographic presses with intermittently-controllable work stations shall follow one of the procedures in paragraphs (a)(1)(i) through (a)(1)(iv) of this section for each dryer associated with such a work station:

(i) Install, calibrate, maintain, and operate according to the manufacturer's specifications a flow control position indicator that provides a record indicating whether the exhaust stream from the dryer was directed to the control device or was diverted from the control device. The time and flow control position must be recorded at least once per hour, as well as every time the flow direction is changed. The flow control position indicator shall be installed at the entrance to any bypass line that could divert the exhaust stream away from the control device to the atmosphere.

(ii) Secure any bypass line valve in the closed position with a car-seal or a lock-and-key type configuration; a visual inspection of the seal or closure mechanism shall be performed at least once every month to ensure that the valve or damper is maintained in the closed position and the exhaust stream is not diverted through the bypass line.

(iii) Ensure that any bypass line valve or damper is in the closed position through continuous monitoring of valve position. The monitoring system shall be inspected at least once every month to ensure that it is functioning properly.

(iv) Use an automatic shutdown system in which the press is stopped when

flow is diverted away from the control device to any bypass line. The automatic system shall be inspected at least once every month to ensure that it is functioning properly.

(2) Compliance monitoring shall be subject to the provisions of paragraphs (a)(2)(i) and (a)(2)(ii) of this section, as applicable.

(i) All continuous emission monitors shall comply with performance specifications (PS) 8 or 9 of 40 CFR part 60, appendix B, as appropriate. The requirements of appendix F of 40 CFR part 60 shall also be followed. In conducting the quarterly audits required by appendix F, owners or operators must challenge the monitors with compounds representative of the gaseous emission stream being controlled.

(ii) All temperature monitoring equipment shall be installed, calibrated, maintained, and operated according to manufacturers specifications. The calibration of the chart recorder, data logger, or temperature indicator shall be verified every three months; or the chart recorder, data logger, or temperature indicator shall be replaced. The replacement shall be done either if the owner or operator chooses not to perform the calibration, or if the equipment cannot be calibrated properly.

(3) An owner or operator complying with §§ 63.824–63.825 through continuous emission monitoring of a control device shall install, calibrate, operate, and maintain continuous emission monitors to measure total organic volatile matter concentration and volumetric gas flow rate in accordance with § 63.824(b)(1)(ii), § 63.825(b)(2)(ii), § 63.825(c)(2), or § 63.825(d)(2), as applicable.

(4) An owner or operator complying with the requirements of §§ 63.824–63.825 through the use of an oxidizer and demonstrating continuous compliance through monitoring of an oxidizer operating parameter shall:

(i) For an oxidizer other than a catalytic oxidizer, install, calibrate, operate, and maintain a temperature monitoring device equipped with a continuous recorder. The device shall have an accuracy of  $\pm 1$  percent of the temperature being monitored in  $^{\circ}\text{C}$  or  $\pm 1$   $^{\circ}\text{C}$ ,

whichever is greater. The thermocouple or temperature sensor shall be installed in the combustion chamber at a location in the combustion zone.

(ii) For a catalytic oxidizer, install, calibrate, operate, and maintain a temperature monitoring device equipped with a continuous recorder. The device shall be capable of monitoring temperature with an accuracy of  $\pm 1$  percent of the temperature being monitored in  $^{\circ}\text{C}$  or  $\pm 1$   $^{\circ}\text{C}$ , whichever is greater. The thermocouple or temperature sensor shall be installed in the vent stream at the nearest feasible point to the catalyst bed inlet.

(5) An owner or operator complying with the requirements of §§ 63.824–63.825 through the use of a control device and demonstrating continuous compliance by monitoring an operating parameter to ensure that the capture efficiency measured during the initial compliance test is maintained, shall:

(i) Submit to the Administrator with the compliance status report required by § 63.9(h) of the General Provisions, a plan that

(A) Identifies the operating parameter to be monitored to ensure that the capture efficiency measured during the initial compliance test is maintained,

(B) Discusses why this parameter is appropriate for demonstrating ongoing compliance, and

(C) Identifies the specific monitoring procedures;

(ii) Set the operating parameter value, or range of values, that demonstrate compliance with §§ 63.824–63.825, and

(iii) Conduct monitoring in accordance with the plan submitted to the Administrator unless comments received from the Administrator require an alternate monitoring scheme.

(b) Any excursion from the required operating parameters which are monitored in accordance with paragraphs (a)(4) and (a)(5) of this section, unless otherwise excused, shall be considered a violation of the emission standard.

[61 FR 27140, May 30, 1996, as amended at 71 FR 29804, May 24, 2006]

#### § 63.829 Recordkeeping requirements.

(a) The recordkeeping provisions of 40 CFR part 63 subpart A of this part that apply and those that do not apply to

owners and operators of affected sources subject to this subpart are listed in Table 1 of this subpart.

(b) Each owner or operator of an affected source subject to this subpart shall maintain the records specified in paragraphs (b)(1) through (b)(3) of this section on a monthly basis in accordance with the requirements of § 63.10(b)(1) of this part:

(1) Records specified in § 63.10(b)(2) of this part, of all measurements needed to demonstrate compliance with this standard, such as continuous emission monitor data, control device and capture system operating parameter data, material usage, HAP usage, volatile matter usage, and solids usage that support data that the source is required to report.

(2) Records specified in § 63.10(b)(3) of this part for each applicability determination performed by the owner or operator in accordance with the requirements of § 63.820(a) of this subpart, and

(3) Records specified in § 63.10(c) of this part for each continuous monitoring system operated by the owner or operator in accordance with the requirements of § 63.828(a) of this subpart.

(c) Each owner or operator of an affected source subject to this subpart shall maintain records of all liquid-liquid material balances performed in accordance with the requirements of §§ 63.824–63.825 of this subpart. The records shall be maintained in accordance with the requirements of § 63.10(b) of this part.

(d) The owner or operator of each facility which commits to the criteria of § 63.820(a)(2) shall maintain records of all required measurements and calculations needed to demonstrate compliance with these criteria, including the mass of all HAP containing materials used and the mass fraction of HAP present in each HAP containing material used, on a monthly basis.

(e) The owner or operator of each facility which meets the limits and criteria of § 63.821(b)(1) shall maintain records as required in paragraph (e)(1) of this section. The owner or operator of each facility which meets the limits and criteria of § 63.821(b)(2) shall maintain records as required in paragraph

(e)(2) of this section. Owners or operators shall maintain these records for five years, and upon request, submit them to the Administrator.

(1) For each facility which meets the criteria of § 63.821(b)(1), the owner or operator shall maintain records of the total mass of each material applied on product and packaging rotogravure or wide-web flexographic printing presses during each month.

(2) For each facility which meets the criteria of § 63.821(b)(2), the owner or operator shall maintain records of the total mass and organic HAP content of each material applied on product and packaging rotogravure or wide-web flexographic printing presses during each month.

(f) The owner or operator choosing to exclude from an affected source, a product and packaging rotogravure or wide-web flexographic press which meets the limits and criteria of § 63.821(a)(2)(ii)(A) shall maintain the records specified in paragraphs (f)(1) and (f)(2) of this section for five years and submit them to the Administrator upon request:

(1) The total mass of each material applied each month on the press, including all inboard and outboard stations, and

(2) The total mass of each material applied each month on the press by product and packaging rotogravure or wide-web flexographic printing operations.

[61 FR 27140, May 30, 1996, as amended at 71 FR 29804, May 24, 2006]

#### § 63.830 Reporting requirements.

(a) The reporting provisions of 40 CFR part 63 subpart A of this part that apply and those that do not apply to owners and operators of affected sources subject to this subpart are listed in Table 1 of this subpart.

(b) Each owner or operator of an affected source subject to this subpart shall submit the reports specified in paragraphs (b)(1) through (b)(6) of this section to the Administrator:

(1) An initial notification required in § 63.9(b).

(i) Initial notifications for existing sources shall be submitted no later than one year before the compliance date specified in § 63.826(a).

(ii) Initial notifications for new and reconstructed sources shall be submitted as required by § 63.9(b).

(iii) For the purpose of this subpart, a Title V or part 70 permit application may be used in lieu of the initial notification required under § 63.9(b), provided the same information is contained in the permit application as required by § 63.9(b), and the State to which the permit application has been submitted has an approved operating permit program under part 70 of this chapter and has received delegation of authority from the EPA.

(iv) Permit applications shall be submitted by the same due dates as those specified for the initial notifications.

(2) A Notification of Performance Tests specified in § 63.7 and § 63.9(e) of this part. This notification, and the site-specific test plan required under § 63.7(c)(2) shall identify the operating parameter to be monitored to ensure that the capture efficiency measured during the performance test is maintained. The operating parameter identified in the site-specific test plan shall be considered to be approved unless explicitly disapproved, or unless comments received from the Administrator require monitoring of an alternate parameter.

(3) A Notification of Compliance Status specified in § 63.9(h) of this part.

(4) Performance test reports specified in § 63.10(d)(2) of this part.

(5) Start-up, shutdown, and malfunction reports specified in § 63.10(d)(5) of this part, except that the provisions in subpart A pertaining to start-ups, shutdowns, and malfunctions do not apply unless a control device is used to comply with this subpart.

(i) If actions taken by an owner or operator during a start-up, shutdown, or malfunction of an affected source (including actions taken to correct a malfunction) are not completely consistent with the procedures specified in the source's start-up, shutdown, and malfunction plan specified in § 63.6(e)(3) of this part, the owner or operator shall state such information in the report. The start-up, shutdown, or malfunction report shall consist of a letter containing the name, title, and signature of the responsible official who is

certifying its accuracy, that shall be submitted to the Administrator.

(ii) Separate start-up, shutdown, or malfunction reports are not required if the information is included in the report specified in paragraph (b)(6) of this section.

(6) A summary report specified in § 63.10(e)(3) of this part shall be submitted on a semi-annual basis (i.e., once every 6-month period). These summary reports are required even if the affected source does not have any control devices or does not take the performance of any control devices into account in demonstrating compliance with the emission limitations in § 63.824 or § 63.825. In addition to a report of operating parameter exceedances as required by § 63.10(e)(3)(i), the summary report shall include, as applicable:

(i) Exceedances of the standards in §§ 63.824–63.825.

(ii) Exceedances of either of the criteria of § 63.820(a)(2).

(iii) Exceedances of the criterion of § 63.821(b)(1) and the criterion of § 63.821(b)(2) in the same month.

(iv) Exceedances of the criterion of § 63.821(a)(2)(ii)(A).

[61 FR 27140, May 30, 1996, as amended at 71 FR 29804, May 24, 2006]

#### § 63.831 Implementation and enforcement.

(a) This subpart can be implemented and enforced by the U.S. EPA, or a delegated authority such as the applicable State, local, or Tribal agency. If the U.S. EPA Administrator has delegated authority to a State, local, or Tribal

agency, then that agency, in addition to the U.S. EPA, has the authority to implement and enforce this subpart. Contact the applicable U.S. EPA Regional Office to find out if this subpart is delegated to a State, local, or Tribal agency.

(b) In delegating implementation and enforcement authority of this subpart to a State, local, or Tribal agency under subpart E of this part, the authorities contained in paragraph (c) of this section are retained by the Administrator of U.S. EPA and cannot be transferred to the State, local, or Tribal agency.

(c) The authorities that cannot be delegated to State, local, or Tribal agencies are as specified in paragraphs (c)(1) through (4) of this section.

(1) Approval of alternatives to the requirements in §§ 63.820 through 63.821 and 63.823 through 63.826.

(2) Approval of alternatives to the test method for organic HAP content determination in § 63.827(b) and alternatives to the test method for volatile matter in § 63.827(c), and major alternatives to other test methods under § 63.7(e)(2)(ii) and (f), as defined in § 63.90, and as required in this subpart.

(3) Approval of major alternatives to monitoring under § 63.8(f), as defined in § 63.90, and as required in this subpart.

(4) Approval of major alternatives to recordkeeping and reporting under § 63.10(f), as defined in § 63.90, and as required in this subpart.

[68 FR 37354, June 23, 2003]

§§ 63.832–63.839 [Reserved]

TABLE 1 TO SUBPART KK OF PART 63—APPLICABILITY OF GENERAL PROVISIONS TO SUBPART KK

General provisions reference	Applicable to subpart KK	Comment
§ 63.1(a)(1)–(a)(4) .....	Yes.	
§ 63.1(a)(5) .....	No .....	Section reserved.
§ 63.1(a)(6)–(a)(8) .....	No.	
§ 63.1(a)(9) .....	No .....	Section reserved.
§ 63.1(a)(10)–(a)(14) .....	Yes.	
§ 63.1(b)(1) .....	No .....	Subpart KK specifies applicability.
§ 63.1(b)(2)–(b)(3) .....	Yes.	
§ 63.1(c)(1) .....	Yes.	
§ 63.1(c)(2) .....	No .....	Area sources are not subject to subpart KK.
§ 63.1(c)(3) .....	No .....	Section reserved.
§ 63.1(c)(4) .....	Yes.	
§ 63.1(c)(5) .....	No.	
§ 63.1(d) .....	No .....	Section reserved.
§ 63.1(e) .....	Yes.	
§ 63.2 .....	Yes .....	Additional definitions in subpart KK.



Environmental Protection Agency

Pt. 63, Subpt. KK, Table 1

General provisions reference	Applicable to subpart KK	Comment
§ 63.3(a)–(c) .....	Yes.	
§ 63.4(a)(1)–(a)(3) .....	Yes.	
§ 63.4(a)(4) .....	No .....	Section reserved.
§ 63.4(a)(5) .....	Yes.	
§ 63.4(b)–(c) .....	Yes.	
§ 63.5(a)(1)–(a)(2) .....	Yes.	
§ 63.5(b)(1) .....	Yes.	
§ 63.5(b)(2) .....	No .....	Section reserved.
§ 63.5(b)(3)–(b)(6) .....	Yes.	
§ 63.5(c) .....	No .....	Section reserved.
§ 63.5(d) .....	Yes.	
§ 63.5(e) .....	Yes.	
§ 63.5(f) .....	Yes.	
§ 63.6(a) .....	Yes.	
§ 63.6(b)(1)–(b)(5) .....	Yes.	
§ 63.6(b)(6) .....	No .....	Section reserved.
§ 63.6(b)(7) .....	Yes.	
§ 63.6(c)(1)–(c)(2) .....	Yes.	
§ 63.6(c)(3)–(c)(4) .....	No .....	Sections reserved.
§ 63.6(c)(5) .....	Yes.	
§ 63.6(d) .....	No .....	Section reserved.
§ 63.6(e) .....	Yes .....	Provisions pertaining to start-ups, shutdowns, malfunctions, and CMS do not apply unless an add-on control system is used.
§ 63.6(f) .....	Yes.	
§ 63.6(g) .....	Yes.	
§ 63.6(h) .....	No .....	Subpart KK does not require COMS.
§ 63.6(i)(1)–(i)(14) .....	Yes.	
§ 63.6(i)(15) .....	No .....	Section reserved.
§ 63.6(i)(16) .....	Yes.	
§ 63.6(j) .....	Yes.	
§ 63.7 .....	Yes.	
§ 63.8(a)(1)–(a)(2) .....	Yes.	
§ 63.8(a)(3) .....	No .....	Section reserved.
§ 63.8(a)(4) .....	No .....	Subpart KK specifies the use of solvent recovery devices or oxidizers.
§ 63.8(b) .....	Yes.	
§ 63.8(c)(1)–(3) .....	Yes.	
§ 63.8(c)(4) .....	No .....	Subpart KK specifies CMS sampling requirements.
§ 63.8(c)(5) .....	No .....	Subpart KK does not require COMS.
§ 63.8(c)(6)–(c)(8) .....	Yes .....	Provisions for COMS are not applicable.
§ 63.8(d)–(f) .....	Yes.	
§ 63.8(g) .....	No .....	Subpart KK specifies CMS data reduction requirements.
§ 63.9(a) .....	Yes.	
§ 63.9(b)(1) .....	Yes.	
§ 63.9(b)(2) .....	Yes .....	Initial notification submission date extended.
§ 63.9(b)(3)–(b)(5) .....	Yes.	
§ 63.9(c)–(e) .....	Yes.	
§ 63.9(f) .....	No .....	Subpart KK does not require opacity and visible emissions observations.
§ 63.9(g) .....	Yes .....	Provisions for COMS are not applicable.
§ 63.9(h)(1)–(h)(3) .....	Yes.	
§ 63.9(h)(4) .....	No .....	Section reserved.
§ 63.9(h)(5)–(h)(6) .....	Yes.	
§ 63.9(i) .....	Yes.	
§ 63.9(j) .....	Yes.	
§ 63.10(a) .....	Yes.	
§ 63.10(b)(1)–(b)(3) .....	Yes.	
§ 63.10(c)(1) .....	Yes.	
§ 63.10(c)(2)–(c)(4) .....	No .....	Sections reserved.
§ 63.10(c)(5)–(c)(8) .....	Yes.	
§ 63.10(c)(9) .....	No .....	Section reserved.
§ 63.10(c)(10)–(c)(15) .....	Yes.	
§ 63.10(d)(1)–(d)(2) .....	Yes.	
§ 63.10(d)(3) .....	No .....	Subpart KK does not require opacity and visible emissions observations.
§ 63.10(d)(4)–(d)(5) .....	Yes.	
§ 63.10(e) .....	Yes .....	Provisions for COMS are not applicable.
§ 63.10(f) .....	Yes.	
§ 63.11 .....	No .....	Subpart KK specifies the use of solvent recovery devices or oxidizers.
§ 63.12 .....	Yes.	
§ 63.13 .....	Yes.	
§ 63.14 .....	Yes.	

General provisions reference	Applicable to subpart KK	Comment
§ 63.15 .....	Yes.	

# APPENDIX A TO SUBPART KK OF PART 63—DATA QUALITY OBJECTIVE AND LOWER CONFIDENCE LIMIT APPROACHES FOR ALTERNATIVE CAPTURE EFFICIENCY PROTOCOLS AND TEST METHODS

## 1. Introduction

1.1 Alternative capture efficiency (CE) protocols and test methods that satisfy the criteria of either the data quality objective (DQO) approach or the lower confidence limit (LCL) approach are acceptable under § 63.827(f). The general criteria for alternative CE protocols and test methods to qualify under either the DQO or LCL approach are described in section 2. The DQO approach and criteria specific to the DQO approach are described in section 3. The LCL approach and criteria specific to the LCL approach are described in section 4. The recommended reporting for alternative CE protocols and test methods are presented in section 5. The recommended recordkeeping for alternative CE protocols and test methods are presented in section 6.

1.2 Although the Procedures L, G.1, G.2, F.1, and F.2 in § 52.741 of part 52 were developed for TTE and BE testing, the same procedures can also be used in an alternative CE protocol. For example, a traditional liquid/gas mass balance CE protocol could employ Procedure L to measure liquid VOC input and Procedure G.1 to measure captured VOC.

## 2. General Criteria for DQO and LCL Approaches

2.1 The following general criteria must be met for an alternative capture efficiency protocol and test methods to qualify under the DQO or LCL approach.

2.2 An alternative CE protocol must consist of at least three valid test runs. Each test run must be at least 20 minutes long. No test run can be longer than 24 hours.

2.3 All test runs must be separate and independent. For example, liquid VOC input and output must be determined independently for each run. The final liquid VOC sample from one run cannot be the initial sample for another run. In addition, liquid input for an entire day cannot be apportioned among test runs based on production.

2.4 Composite liquid samples cannot be used to obtain an “average composition” for a test run. For example, separate initial and

final coating samples must be taken and analyzed for each run; initial and final samples cannot be combined prior to analysis to derive an “average composition” for the test run.

2.5 All individual test runs that result in a CE of greater than 105 percent are invalid and must be discarded.

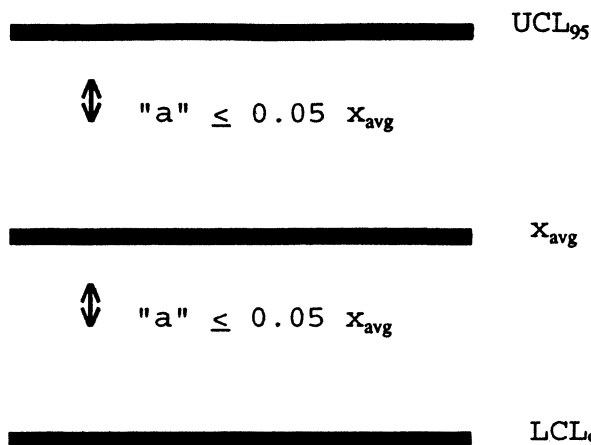
2.6 If the source can demonstrate to the regulatory agency that a test run should not be considered due to an identified testing or analysis error such as spillage of part of the sample during shipping or an upset or improper operating conditions that is not considered part of normal operation then the test result for that individual test run may be discarded. This limited exception allows sources to discard as “outliers” certain individual test runs without replacing them with a valid test run as long as the facility has at least three valid test runs to use when calculating its DQO or LCL. This exception is limited solely to test runs involving the types of errors identified above.

2.7 All valid test runs that are conducted must be included in the average CE determination. The individual test run CE results and average CE results cannot be truncated (i.e., 105 percent cannot be reported as 100+ percent) for purposes of meeting general or specific criteria for either the DQO or the LCL. If the DQO is satisfied and the average CE is greater than 100, then 100 percent CE must be considered the result of the test.

2.8 Alternative test methods for measuring VOC concentration must include a three-point calibration of the gas analysis instrument in the expected concentration range.

## 3. Data Quality Objective Approach

3.1 The purpose of the DQO is to allow sources to use alternative CE protocols and test methods while ensuring reasonable precision consistent with pertinent requirements of the Clean Air Act. In addition to the general criteria described in section 2, the specific DQO criterion is that the width of the two-sided 95 percent confidence interval of the mean measured value must be less than or equal to 10 percent of the mean measured value (see Figure 1). This ensures that 95 percent of the time, when the DQO is met, the actual CE value will be  $\pm 5$  percent of the mean measured value (assuming that the test protocol is unbiased).



3.2 The DQO calculation is made as follows using Equations 1 and 2:

$$P = \left[ \frac{a}{x_{avg}} \right] 100 \quad \text{Eq. 1}$$

$$a = \frac{t_{0.975} s}{\sqrt{n}} \quad \text{Eq. 2}$$

Where:

a = Distance from the average measured CE value to the endpoints of the 95-percent (two-sided) confidence interval for the measured value.

n = Number of valid test runs.

P = DQO indicator statistic, distance from the average measured CE value to the endpoints of the 95-percent (two-sided) confidence interval, expressed as a percent of the average measured CE value.

s = Sample standard deviation.

$t_{0.975}$  = t-value at the 95-percent (two-sided) confidence level (see Table A-1).

$x_{avg}$  = Average measured CE value (calculated from all valid test runs).

$x_i$  = The CE value calculated from the  $i$ th test run.

TABLE A-1—t-VALUES

Number of valid test runs, n	$t_{0.975}$	$t_{0.90}$
1 or 2 .....	N/A	N/A
3 .....	4.303	1.886
4 .....	3.182	1.638
5 .....	2.776	1.533
6 .....	2.571	1.476
7 .....	2.447	1.440
8 .....	2.365	1.415
9 .....	2.306	1.397
10 .....	2.262	1.383

TABLE A-1—t-VALUES—Continued

Number of valid test runs, n	$t_{0.975}$	$t_{0.90}$
11 .....	2.228	1.372
12 .....	2.201	1.363
13 .....	2.179	1.356
14 .....	2.160	1.350
15 .....	2.145	1.345
16 .....	2.131	1.341
17 .....	2.120	1.337
18 .....	2.110	1.333
19 .....	2.101	1.330
20 .....	2.093	1.328
21 .....	2.086	1.325

3.3 The sample standard deviation and average CE value are calculated using Equations 3 and 4 as follows:

$$s = \left[ \frac{\sum_{i=1}^n (x_i - x_{avg})^2}{n - 1} \right]^{0.5} \quad \text{Eq 3}$$

$$x_{avg} = \frac{\sum_{i=1}^n x_i}{n} \quad \text{Eq 4}$$

3.4 The DQO criteria are achieved when all of the general criteria in section 2 are achieved and P ≤ 5 percent (i.e., the specific DQO criterion is achieved). In order to meet this objective, facilities may have to conduct more than three test runs. Examples of calculating P, given a finite number of test runs, are shown below. (For purposes of this

**Pt. 63, Subpt. KK, App. A**

**40 CFR Ch. I (7–1–07 Edition)**

example it is assumed that all of the general criteria are met.)

3.5 Facility A conducted a CE test using a traditional liquid/gas mass balance and submitted the following results and the calculations shown in Equations 5 and 6:

Run	CE
1 .....	96.1
2 .....	105.0
3 .....	101.2

Therefore:

$n=3$

$t_{0.975}=4.30$

$\bar{x}_{avg}=100.8$

$s=4.51$

$$a = \frac{(4.30)(4.51)}{\sqrt{n}} = 11.20 \quad \text{Eq 5}$$

$$P = \frac{11.2}{100.8} 100 = 11.11 \quad \text{Eq 6}$$

3.6 Since the facility did not meet the specific DQO criterion, they ran three more test runs.

Run	CE
4 .....	93.2
5 .....	96.2
6 .....	87.6

3.7 The calculations for Runs 1–6 are made as follows using Equations 7 and 8:

$n=6$

$t_{0.975}=2.57$

$\bar{x}_{avg}=96.6$

$s=6.11$

$$a = \frac{(2.57)(6.11)}{\sqrt{6}} = 6.41 \quad \text{Eq 7}$$

$$P = \frac{6.41}{96.6} 100 = 6.64 \quad \text{Eq 8}$$

3.8 The facility still did not meet the specific DQO criterion. They ran three more test runs with the following results:

Run	CE
7 .....	92.9
8 .....	98.3
9 .....	91.0

3.9 The calculations for Runs 1–9 are made as follows using Equations 9 and 10:

$n=9$

$t_{0.975}=2.31$

$\bar{x}_{avg}=95.7$

$s=5.33$

$$a = \frac{(2.31)(5.33)}{\sqrt{9}} = 4.10 \quad \text{Eq 9}$$

$$P = \frac{4.10}{95.7} 100 = 4.28 \quad \text{Eq 10}$$

3.10 Based on these results, the specific DQO criterion is satisfied. Since all of the general criteria were also satisfied, the average CE from the nine test runs can be used to determine compliance.

**4. Lower Confidence Limit Approach**

4.1 The purpose of the LCL approach is to provide sources, that may be performing much better than their applicable regulatory requirement, a screening option by which they can demonstrate compliance. The approach uses less precise methods and avoids additional test runs which might otherwise be needed to meet the specific DQO criterion while still being assured of correctly demonstrating compliance. It is designed to reduce “false positive” or so called “Type II errors” which may erroneously indicate compliance where more variable test methods are employed. Because it encourages CE performance greater than that required in exchange for reduced compliance demonstration burden, the sources that successfully use the LCL approach could produce emission reductions beyond allowable emissions. Thus, it could provide additional benefits to the environment as well.

4.2 The LCL approach compares the 80 percent (two-sided) LCL for the mean measured CE value to the applicable CE regulatory requirement. In addition to the general criteria described in section 2, the specific LCL criteria are that either the LCL be greater than or equal to the applicable CE regulatory requirement or that the specific DQO criterion is met. A more detailed description of the LCL approach follows:

4.3 A source conducts an initial series of at least three runs. The owner or operator may choose to conduct additional test runs during the initial test if desired.

4.4 If all of the general criteria are met and the specific DQO criterion is met, then the average CE value is used to determine compliance.

4.5 If the data meet all of the general criteria, but do not meet the specific DQO criterion; and the average CE, using all valid test runs, is above 100 percent then the test sequence cannot be used to calculate the LCL. At this point the facility has the option of (a) conducting more test runs in hopes of meeting the DQO or of bringing the average CE for all test runs below 100 percent so the LCL can be used or (b) discarding all previous test data and retesting.

4.6 The purpose of the requirement in Section 4.5 is to protect against protocols and test methods which may be inherently biased high. This is important because it is impossible to have an actual CE greater than 100 percent and the LCL approach only looks at the lower end variability of the test results. This is different from the DQO which allows average CE values up to 105 percent because the DQO sets both upper and lower limits on test variability.

4.7 If at any point during testing the results meet the DQO, the average CE can be used for demonstrating compliance with the applicable regulatory requirement. Similarly, if the average CE is below 100 percent then the LCL can be used for demonstrating compliance with the applicable regulatory requirement without regard to the DQO.

4.8 The LCL is calculated at an 80 percent (two-sided) confidence level as follows using Equation 11:

$$LC_1 = \bar{x}_{avg} - \frac{t_{0.90} s}{\sqrt{n}} \quad \text{Eq. 11}$$

Where:

$LC_1$  = LCL at an 80-percent (two-sided) confidence level.

$n$  = Number of valid test runs.

$s$  = Sample standard deviation.

$t_{0.90}$  = t-value at the 80-percent (two-sided) confidence level (see Table A-1).

$\bar{x}_{avg}$  = Average measured CE value (calculated from all valid test runs).

4.9 The resulting  $LC_1$  is compared to the applicable CE regulatory requirement. If  $LC_1$  exceeds (i.e., is higher than) the applicable regulatory requirement, then a facility is in initial compliance. However, if the  $LC_1$  is below the CE requirement, then the facility must conduct additional test runs. After this point the test results will be evaluated not

only looking at the LCL, but also the DQO of  $\pm 5$  percent of the mean at a 95 percent confidence level. If the test results with the additional test runs meet the DQO before the LCL exceeds the applicable CE regulatory requirement, then the average CE value will be compared to the applicable CE regulatory requirement for determination of compliance.

4.10 If there is no specific CE requirement in the applicable regulation, then the applicable CE regulatory requirement is determined based on the applicable regulation and an acceptable destruction efficiency test. If the applicable regulation requires daily compliance and the latest CE compliance demonstration was made using the LCL approach, then the calculated  $LC_1$  will be the highest CE value which a facility is allowed to claim until another CE demonstration test is conducted. This last requirement is necessary to assure both sufficiently reliable test results in all circumstances and the potential environmental benefits referenced above.

4.11 An example of calculating the LCL is shown below. Facility B's applicable regulatory requirement is 85 percent CE. Facility B conducted a CE test using a traditional liquid/gas mass balance and submitted the following results and the calculation shown in Equation 12:

Run	CE
1 .....	94.2
2 .....	97.6
3 .....	90.5

Therefore:

$n=3$

$t_{0.90}=1.886$

$\bar{x}_{avg}=94.1$

$s=3.55$

$$LC_1 = 94.1 - \frac{(1.886)(3.55)}{\sqrt{3}} = 90.23 \quad \text{Eq 12}$$

4.12 Since the  $LC_1$  of 90.23 percent is above the applicable regulatory requirement of 85 percent then the facility is in compliance. The facility must continue to accept the  $LC_1$  of 90.23 percent as its CE value until a new series of valid tests is conducted. (The data generated by Facility B do not meet the specific DQO criterion.)

#### 5. Recommended Reporting for Alternative CE Protocols

5.1 If a facility chooses to use alternative CE protocols and test methods that satisfy either the DQO or LCL and the additional

criteria in section 4., the following information should be submitted with each test report to the appropriate regulatory agency:

1. A copy of all alternative test methods, including any changes to the EPA reference methods, QA/QC procedures and calibration procedures.

2. A table with information on each liquid sample, including the sample identification, where and when the sample was taken, and the VOC content of the sample;

3. The coating usage for each test run (for protocols in which the liquid VOC input is to be determined);

## § 63.840

## 40 CFR Ch. I (7–1–07 Edition)

4. The quantity of captured VOC measured for each test run;
5. The CE calculations and results for each test run;
6. The DQO or LCL calculations and results; and
7. The QA/QC results, including information on calibrations (e.g., how often the instruments were calibrated, the calibration results, and information on calibration gases, if applicable).

### 6. Recommended Recordkeeping for Alternative CE Protocols.

6.1 A record should be kept at the facility of all raw data recorded during the test in a suitable form for submittal to the appropriate regulatory authority upon request.

[61 FR 27140, May 30, 1996, as amended at 71 FR 29804, May 24, 2006]

## Subpart LL—National Emission Standards for Hazardous Air Pollutants for Primary Aluminum Reduction Plants

SOURCE: 62 FR 52407, Oct. 7, 1997, unless otherwise noted.

### § 63.840 Applicability.

(a) Except as provided in paragraph (b) of this section, the requirements of this subpart apply to the owner or operator of each new pitch storage tank and new or existing potline, paste production plant, or anode bake furnace associated with primary aluminum production and located at a major source as defined in § 63.2.

(b) The requirements of this subpart do not apply to any existing anode bake furnace that is not located on the same site as a primary aluminum reduction plant. The owner or operator shall comply with the State MACT determination established by the applicable regulatory authority.

(c) An owner or operator of an affected facility (potroom group or anode bake furnace) under § 60.190 of this chapter may elect to comply with either the requirements of § 63.845 of this subpart or the requirements of subpart S of part 60 of this chapter.

### § 63.841 Incorporation by reference.

(a) The following material is incorporated by reference in the corresponding sections noted. This incorporation by reference was approved by

the Director of the Federal Register on October 7, 1997, in accordance with 5 U.S.C. 552(a) and 1 CFR part 51. These materials are incorporated as they exist on the date of approval, and notice of any change in the materials will be published in the FEDERAL REGISTER. Revisions to “Industrial Ventilation: A Manual of Recommended Practice” (22nd ed.) are applicable only after publication of a document in the FEDERAL REGISTER to amend subpart LL to require use of the new information.

(1) Chapter 3, “Local Exhaust Hoods” and Chapter 5, “Exhaust System Design Procedure” of “Industrial Ventilation: A Manual of Recommended Practice,” American Conference of Governmental Industrial Hygienists, 22nd edition, 1995, IBR approved for §§ 63.843(b) and 63.844(b); and

(2) ASTM D 2986–95A, Standard Practice for Evaluation of Air Assay Media by the Monodisperse DOP (Diocetyl Phthalate) Smoke Test, IBR approved for section 7.1.1 of Method 315 in appendix A to this part.

(b) The materials incorporated by reference are available for at the National Archives and Records Administration (NARA), and at the Air and Radiation Docket Center, U.S. EPA, 1200 Pennsylvania Ave., NW., Washington, DC. For information on the availability of this material at NARA, call 202-741-6030, or go to: [http://www.archives.gov/federal\\_register/code\\_of\\_federal\\_regulations/ibr\\_locations.html](http://www.archives.gov/federal_register/code_of_federal_regulations/ibr_locations.html). The materials also are available for purchase from one of the following addresses:

(1) Customer Service Department, American Conference of Governmental Industrial Hygienists (ACGIH), 1330 Kemper Meadow Drive, Cincinnati, Ohio 45240, telephone number (513) 742-2020; or

(2) American Society for Testing and Materials, 100 Bar Harbour Drive, West Conshohocken, Pennsylvania 19428, telephone number (610) 832-9500.

[62 FR 52407, Oct. 7, 1997, as amended at 69 FR 18803, Apr. 9, 2004]

### § 63.842 Definitions.

Terms used in this subpart are defined in the Clean Air Act as amended (the Act), in § 63.2, or in this section as follows:

*Anode bake cycle* means the period during which the regularly repeated sequence of loading, preheating, firing, cooling, and removing anodes from all sections within an anode bake furnace occurs one time.

*Anode bake furnace* means an oven in which the formed green anodes are baked for use in a prebake process. This definition includes multiple anode bake furnaces controlled by a common control device (bake furnaces controlled by a common control device are considered to be one source).

*Center-worked prebake (CWPB) process* means a method of primary aluminum reduction using the prebake process in which the alumina feed is added down the center of the reduction cell.

*Center-worked prebake one (CWPB1)* means all existing center-worked prebake potlines not defined as center-worked prebake two (CWPB2) or center-worked prebake three (CWPB3) potlines.

*Center-worked prebake two (CWPB2)* means all existing center-worked prebake potlines located at Alcoa in Rockdale, Texas; Kaiser Aluminum in Mead, Washington; Ormet Corporation in Hannibal, Ohio; Ravenswood Aluminum in Ravenswood, West Virginia; Reynolds Metals in Troutdale, Oregon; and Vanalco Aluminum in Vancouver, Washington.

*Center-worked prebake three (CWPB3)* means all existing center-worked prebake potlines that produce very high purity aluminum, have a wet scrubber for the primary control system, and are located at the NSA primary aluminum plant in Hawesville, Kentucky.

*Continuous parameter monitoring system* means the total equipment that may be required to meet the data acquisition and availability requirements of this subpart, used to sample, condition (if applicable), analyze, and provide a record of process or control system parameters.

*Horizontal stud Soderberg (HSS) process* means a method of primary aluminum reduction using the Soderberg process in which the electrical current is introduced to the anode by steel rods (studs) inserted into the side of a monolithic anode.

*Modified potroom group* means an existing potroom group to which any physical change in, or change in the method of operation of, results in an increase in the amount of total fluoride emitted into the atmosphere by that potroom group.

*Paste production plant* means the processes whereby calcined petroleum coke, coal tar pitch (hard or liquid), and/or other materials are mixed, transferred, and formed into briquettes or paste for vertical stud Soderberg (VSS) and HSS processes or into green anodes for a prebake process. This definition includes all operations from initial mixing to final forming (i.e., briquettes, paste, green anodes) within the paste plant, including conveyors and units managing heated liquid pitch.

*Pitch storage tank* means any fixed roof tank that is used to store liquid pitch that is not part of the paste production plant.

*Polycyclic organic matter (POM)* means organic matter extractable by methylene chloride as determined by Method 315 in appendix A to this part or by an approved alternative method.

*Potline* means a single, discrete group of electrolytic reduction cells electrically connected in series, in which alumina is reduced to form aluminum.

*Potroom* means a building unit that houses a group of electrolytic cells in which aluminum is produced.

*Potroom group* means an uncontrolled potroom, a potroom that is controlled individually, or a group of potrooms or potroom segments ducted to a common control system.

*Prebake process* means a method of primary aluminum reduction that uses an anode that was baked in an anode bake furnace, which is introduced into the top of the reduction cell and consumed as part of the reduction process.

*Primary aluminum reduction plant* means any facility manufacturing aluminum by electrolytic reduction.

*Primary control system* means the equipment used to capture the gases and particulate matter evacuated directly from the reduction cell and the emission control device(s) used to remove pollutants prior to discharge of the cleaned gas to the atmosphere. A

roof scrubber is not part of the primary control system.

*Primary emissions* means the emissions discharged from the primary control system.

*Reconstructed potroom group* means an existing potroom group for which the components are replaced to such an extent that the fixed capital cost of the new components exceeds 50 percent of the fixed capital cost that would be required to construct a comparable entirely new potroom group, and for which it is technologically and economically feasible to meet the applicable emission limits for total fluoride set forth in this subpart.

*Reconstruction* means the replacement of components of a source to such an extent that:

(1) All of the major components of the source are replaced (for example, the major components of a potline include the raw material handling system, reduction cells, superstructure, hooding, ductwork, etc.); and

(2) It is technologically and economically feasible for the reconstructed source to meet the standards for new sources established in this subpart.

*Roof monitor* means that portion of the roof of a potroom building where gases not captured at the cell exit from the potroom.

*Secondary emissions* means the fugitive emissions that are not captured and controlled by the primary control system and that escape through the roof monitor or through roof scrubbers.

*Side-worked prebake (SWPB) process* means a method of primary aluminum reduction using the prebake process, in which the alumina is added along the sides of the reduction cell.

*Soderberg process* means a method of primary aluminum reduction in which the anode paste mixture is baked in the reduction pot by the heat resulting from the electrolytic process.

*Total fluorides (TF)* means elemental fluorine and all fluoride compounds as measured by Methods 13A or 13B in appendix A to part 60 of this chapter or by an approved alternative method.

*Vertical stud Soderberg (VSS) process* means a method of primary aluminum reduction using the Soderberg process, in which the electrical current is introduced to the anode by steel rods (studs)

inserted into the top of a monolithic anode.

*Vertical stud Soderberg one (VSS1)* means all existing vertical stud Soderberg potlines located either at Northwest Aluminum in The Dalles, Oregon, or at Goldendale Aluminum in Goldendale, Washington.

*Vertical stud Soderberg two (VSS2)* means all existing vertical stud Soderberg potlines located at Columbia Falls Aluminum in Columbia Falls, Montana.

[62 FR 52407, Oct. 7, 1997, as amended at 70 FR 66284, Nov. 2, 2005]

**§ 63.843 Emission limits for existing sources.**

(a) *Potlines.* The owner or operator shall not discharge or cause to be discharged into the atmosphere any emissions of TF or POM in excess of the applicable limits in paragraphs (a)(1) and (a)(2) of this section.

(1) *TF limits.* Emissions of TF shall not exceed:

(i) 0.95 kg/Mg (1.9 lb/ton) of aluminum produced for each CWPB1 potline;

(ii) 1.5 kg/Mg (3.0 lb/ton) of aluminum produced for each CWPB2 potline;

(iii) 1.25 kg/Mg (2.5 lb/ton) of aluminum produced for each CWPB3 potline;

(iv) 0.8 kg/Mg (1.6 lb/ton) of aluminum produced for each SWPB potline;

(v) 1.1 kg/Mg (2.2 lb/ton) of aluminum produced for each VSS1 potline;

(vi) 1.35 kg/Mg (2.7 lb/ton) of aluminum produced for each VSS2 potline; and

(vii) 1.35 kg/Mg (2.7 lb/ton) of aluminum produced for each HSS potline.

(2) *POM limits.* Emissions of POM shall not exceed:

(i) 2.35 kg/Mg (4.7 lb/ton) of aluminum produced for each HSS potline;

(ii) 1.2 kg/Mg (2.4 lb/ton) of aluminum produced for each VSS1 potline; and

(iii) 2.85 kg/Mg (5.7 lb/ton) of aluminum produced for each VSS2 potline.

(3) *Change in subcategory.* Any potline, other than a reconstructed potline, that is changed such that its applicable subcategory also changes shall meet the applicable emission limit in this subpart for the original subcategory or the new subcategory, whichever is more stringent.



## Environmental Protection Agency

## § 63.845

(b) *Paste production plants.* The owner or operator shall install, operate, and maintain equipment to capture and control POM emissions from each paste production plant.

(1) The emission capture system shall be installed and operated to meet the generally accepted engineering standards for minimum exhaust rates as published by the American Conference of Governmental Industrial Hygienists in Chapters 3 and 5 of "Industrial Ventilation: A Handbook of Recommended Practice" (incorporated by reference in § 63.841 of this part); and

(2) Captured emissions shall be routed through a closed system to a dry coke scrubber; or

(3) The owner or operator may submit a written request for use of an alternative control device to the applicable regulatory authority for review and approval. The request shall contain information and data demonstrating that the alternative control device achieves POM emissions less than 0.011 lb/ton of paste for plants with continuous mixers or POM emissions less than 0.024 lb/ton of paste for plants with batch mixers. The POM emission rate shall be determined by sampling using Method 315 in appendix A to this part.

(c) *Anode bake furnaces.* The owner or operator shall not discharge or cause to be discharged into the atmosphere any emissions of TF or POM in excess of the limits in paragraphs (c)(1) and (c)(2) of this section.

(1) *TF limit.* Emissions of TF shall not exceed 0.10 kg/Mg (0.20 lb/ton) of green anode; and

(2) *POM limit.* Emissions of POM shall not exceed 0.09 kg/Mg (0.18 lb/ton) of green anode.

[62 FR 52407, Oct. 7, 1997, as amended at 70 FR 66284, Nov. 2, 2005]

### § 63.844 Emission limits for new or reconstructed sources.

(a) *Potlines.* The owner or operator shall not discharge or cause to be discharged into the atmosphere any emissions of TF or POM in excess of the limits in paragraphs (a)(1) and (a)(2) of this section.

(1) *TF limit.* Emissions of TF shall not exceed 0.6 kg/Mg (1.2 lb/ton) of aluminum produced; and

(2) *POM limit.* Emissions of POM from Soderberg potlines shall not exceed 0.32 kg/Mg (0.63 lb/ton) of aluminum produced.

(b) *Paste production plants.* The owner or operator shall meet the requirements in § 63.843(b) for existing paste production plants.

(c) *Anode bake furnaces.* The owner or operator shall not discharge or cause to be discharged into the atmosphere any emissions of TF or POM in excess of the limits in paragraphs (c)(1) and (c)(2) of this section.

(1) *TF limit.* Emissions of TF shall not exceed 0.01 kg/Mg (0.02 lb/ton) of green anode; and

(2) *POM limit.* Emissions of POM shall not exceed 0.025 kg/Mg (0.05 lb/ton) of green anode.

(d) *Pitch storage tanks.* Each pitch storage tank shall be equipped with an emission control system designed and operated to reduce inlet emissions of POM by 95 percent or greater.

### § 63.845 Incorporation of new source performance standards for potroom groups.

(a) *Applicability.* The provisions in paragraphs (a) through (i) of this section shall apply to any Soderberg, CWPB2, and CWPB3 potline that adds a new potroom group to an existing potline or that is associated with a potroom group that meets the definition of "modified potroom group" or "reconstructed potroom group."

(1) The following shall not, by themselves, be considered to result in a potroom group modification:

(i) Maintenance, repair, and replacement that the applicable regulatory authority determines to be routine for the potroom group;

(ii) An increase in production rate of an existing potroom group, if that increase can be accomplished without a capital expenditure on that potroom group;

(iii) An increase in the hours of operation;

(iv) Use of an alternative fuel or raw material if, prior to the effective date of this subpart, the existing potroom group was designed to accommodate that alternative use;

(v) The addition or use of any system or device whose primary function is the

reduction of air pollutants, except when an emission control system is removed or is replaced by a system that the applicable regulatory authority determines to be less environmentally beneficial; and

(vi) The relocation or change in ownership of an existing potroom group.

(2) The provisions in paragraphs (a)(2)(i) through (a)(2)(iv) of this section apply when the applicable regulatory authority must determine if a potroom group meets the definition of reconstructed potroom group.

(i) "Fixed capital cost" means the capital needed to provide all the depreciable components.

(ii) If an owner or operator of an existing potroom group proposes to replace components, and the fixed capital cost of the new components exceeds 50 percent of the fixed capital cost that would be required to construct a comparable entirely new potroom group, he/she shall notify the applicable regulatory authority of the proposed replacements. The notice must be postmarked 60 days (or as soon as practicable) before construction of the replacements is commenced and must include the following information:

(A) Name and address of the owner or operator;

(B) The location of the existing potroom group;

(C) A brief description of the existing potroom group and the components that are to be replaced;

(D) A description of the existing air pollution control equipment and the proposed air pollution control equipment;

(E) An estimate of the fixed capital cost of the replacements and of constructing a comparable entirely new potroom group;

(F) The estimated life of the existing potroom group after the replacements; and

(G) A discussion of any economic or technical limitations the potroom group may have in complying with the applicable standards of performance after the proposed replacements.

(iii) The applicable regulatory authority will determine, within 30 days of the receipt of the notice required by paragraph (a)(2)(ii) of this section and any additional information he/she may

reasonably require, whether the proposed replacement constitutes a reconstructed potroom group.

(iv) The applicable regulatory authority's determination under paragraph (a)(2)(iii) of this section shall be based on:

(A) The fixed capital cost of the replacements in comparison to the fixed capital cost that would be required to construct a comparable entirely new potroom group;

(B) The estimated life of the potroom group after the replacements compared to the life of a comparable entirely new potroom group;

(C) The extent to which the components being replaced cause or contribute to the emissions from the potroom group; and

(D) Any economic or technical limitations on compliance with applicable standards of performance that are inherent in the proposed replacements.

(b) *Lower TF emission limit.* The owner or operator shall calculate a lower TF emission limit for any potline associated with the modified potroom group, reconstructed potroom group, or new potroom group using the following equation:

$$L_1 = f_1 \times L_{PG1} + (1 - f_1) \times L_{PL}$$

Where:

$L_1$  = the lower TF emission limit in kg/Mg (lb/ton);

$f_1$  = the fraction of the potline's total aluminum production capacity that is contained within all modified potroom groups, reconstructed potroom groups, and new potroom groups;

$L_{PG1}$  = 0.95 kg/Mg (1.9 lb/ton) for prebake potlines and 1.0 kg/Mg (2.0 lb/ton) for Soderberg potlines; and

$L_{PL}$  = the TF emission limit from § 63.843(a)(1) for the appropriate potline subcategory that would have otherwise applied to the potline.

(c) *Upper TF emission limit.* The owner or operator shall calculate an upper TF emission limit for any potline associated with the modified potroom group, reconstructed potroom group, or new potroom group using the following equation:

$$L_2 = f_1 \times L_{PG2} + (1 - f_1) \times L_{PL}$$

Where:

$L_2$  = the upper TF emission limit in kg/Mg (lb/ton); and

## Environmental Protection Agency

§ 63.845

$L_{PG2}=1.25$  kg/Mg (2.5 lb/ton) for prebake potlines and 1.3 kg/Mg (2.6 lb/ton) for Soderberg potlines.

(d) *Recalculation.* The TF emission limits in paragraphs (b) and (c) of this section shall be recalculated each time a new potroom group is added to the potline and each time an additional potroom group meets the definition of “modified potroom group” or “reconstructed potroom group.”

(e) *Emission limitation.* The owner or operator shall not discharge or cause to be discharged into the atmosphere emissions of TF from any potline associated with the modified potroom group, reconstructed potroom group, or new potroom group that exceed the lower emission limit calculated in paragraph (b) of this section, except that emissions less than the upper limit calculated in paragraph (c) of this section will be considered in compliance if the owner or operator demonstrates that exemplary operation and maintenance procedures were used with respect to the emission control system and that proper control equipment was operating at the potline during the performance test.

(f) *Report.* Within 30 days of any performance test that reveals emissions that fall between the lower limit calculated in paragraph (b) of this section and the upper limit calculated in paragraph (c) of this section, the owner or operator shall submit to the applicable regulatory authority a report indicating whether all necessary control devices were online and operating properly during the performance test, describing the operating and maintenance procedures followed, and setting forth any explanation for the excess emissions.

(g) *Procedures to determine TF emissions.* The owner or operator shall determine TF emissions for the potline using the following procedures:

(1) Determine the emission rate of TF in kg/Mg (lb/ton) from sampling secondary emissions and the primary control system for all new potroom groups, modified potroom groups, and reconstructed potroom groups using the procedures, equations, and test methods in §§ 63.847, 63.848, and 63.849.

(2) Determine the emission rate of TF in kg/Mg (lb/ton) from sampling sec-

ondary emissions and the primary control system for potroom groups or sections of potroom groups within the potline that are not new potroom groups, modified potroom groups, or reconstructed potroom groups according to paragraphs (g)(2)(i) or (g)(2)(ii) of this section.

(i) Determine the mass emission rate of TF in kg/Mg (lb/ton) from at least one potroom group within the potline that is not a new potroom group, modified potroom group, or reconstructed potroom group using the procedures, equations, and test methods in §§ 63.847, 63.848, and 63.849, or

(ii) Use the results of the testing required by paragraph (g)(1) of this section to represent the entire potline based on a demonstration that the results are representative of the entire potline. Representativeness shall be based on showing that all of the potroom groups associated with the potline are substantially equivalent in terms of their structure, operability, type of emissions, volume of emissions, and concentration of emissions.

(3) Calculate the TF emissions for the potline in kg/Mg (lb/ton) based on the production-weighted average of the TF emission rates from paragraphs (g)(1) and (g)(2) of this section using the following equation:

$$E=f_1\times E_{PG1}+(1-f_1)\times E_{PL}$$

where:

$E$ =the TF emission rate for the entire potline, kg/Mg (lb/ton);

$f_1$ =the fraction of the potline's total aluminum production rate that is contained within all modified potroom groups, reconstructed potroom groups, and new potroom groups;

$E_{PG1}$ =the TF emission rate from paragraph (g)(1) of this section for all modified potroom groups, reconstructed potroom groups, and new potroom groups, kg/Mg (lb/ton); and

$E_{PL}$ =the TF emission rate for the balance of the potline from paragraph (g)(2) of this section, kg/Mg (lb/ton).

Compliance is demonstrated when TF emissions for the potline meet the requirements in paragraph (e) of this section.

(4) As an alternative to sampling as required in paragraphs (g)(1) and (g)(2) of this section, the owner or operator may perform representative sampling

of the entire potline subject to the approval of the applicable regulatory authority. Such sampling shall provide coverage by the sampling equipment of both the new, modified, or reconstructed potroom group and the balance of the potline. The coverage for the new, modified, or reconstructed potroom group must meet the criteria specified in the reference methods in § 63.849. TF emissions shall be determined for the potline using the procedures, equations, and test methods in §§ 63.847, 63.848, and 63.849. Compliance is demonstrated when TF emissions for the potline meet the requirements in paragraph (e) of this section.

(h) *Opacity.* Except as provided in paragraph (i) of this section, the owner or operator shall not discharge or cause to be discharged into the atmosphere from the modified potroom group, reconstructed potroom group, or new potroom group any emissions of gases that exhibit 10 percent opacity or greater.

(i) *Alternative opacity limit.* An alternative opacity limit may be established in place of the opacity limit in paragraph (h) of this section using the following procedures:

(1) If the regulatory authority finds that a potline is in compliance with the applicable TF standard for which performance tests are conducted in accordance with the methods and procedures in § 63.849 but during the time such performance tests are being conducted fails to meet any applicable opacity standard, the regulatory authority shall notify and advise the owner or operator that he/she may petition the regulatory authority within 10 days of receipt of notification to make appropriate adjustment to the opacity standard.

(2) The regulatory authority will grant such a petition upon a demonstration by the owner or operator that the potroom group and associated air pollution control equipment were operated and maintained in a manner to minimize the opacity of emissions during the performance tests; that the performance tests were performed under the conditions established by the regulatory authority; and that the potroom group and associated air pollution control equipment were incapa-

ble of being adjusted or operated to meet the applicable opacity standard.

(3) As indicated by the performance and opacity tests, the regulatory authority will establish an opacity standard for any potroom group meeting the requirements in paragraphs (i)(1) and (i)(2) of this section such that the opacity standard could be met by the potroom group at all times during which the potline is meeting the TF emission limit.

(4) The alternative opacity limit established in paragraph (i)(3) of this section shall not be greater than 20 percent opacity.

#### § 63.846 Emission averaging.

(a) *General.* The owner or operator of an existing potline or anode bake furnace in a State that does not choose to exclude emission averaging in the approved operating permit program may demonstrate compliance by emission averaging according to the procedures in this section.

(b) *Potlines.* The owner or operator may average TF emissions from potlines and demonstrate compliance with the limits in Table 1 of this subpart using the procedures in paragraphs (b)(1) and (b)(2) of this section. The owner or operator also may average POM emissions from potlines and demonstrate compliance with the limits in Table 2 of this subpart using the procedures in paragraphs (b)(1) and (b)(3) of this section.

(1) Monthly average emissions of TF and/or quarterly average emissions of POM shall not exceed the applicable emission limit in Table 1 of this subpart (for TF emissions) and/or Table 2 of this subpart (for POM emissions). The emission rate shall be calculated based on the total emissions from all potlines over the period divided by the quantity of aluminum produced during the period, from all potlines comprising the averaging group.

(2) To determine compliance with the applicable emission limit in Table 1 of this subpart for TF emissions, the owner or operator shall determine the monthly average emissions (in lb/ton) from each potline from at least three runs per potline each month for TF secondary emissions using the procedures and methods in §§ 63.847 and

63.849. The owner or operator shall combine the results of secondary TF monthly average emissions with the TF results for the primary control system and divide total emissions by total aluminum production.

(3) To determine compliance with the applicable emission limit in Table 2 of this subpart for POM emissions, the owner or operator shall determine the quarterly average emissions (in lb/ton) from each potline from at least one run each month for POM emissions using the procedures and methods in §§ 63.847 and 63.849. The owner or operator shall combine the results of secondary POM quarterly average emissions with the POM results for the primary control system and divide total emissions by total aluminum production.

(c) *Anode bake furnaces.* The owner or operator may average TF emissions from anode bake furnaces and demonstrate compliance with the limits in Table 3 of this subpart using the procedures in paragraphs (c)(1) and (c)(2) of this section. The owner or operator also may average POM emissions from anode bake furnaces and demonstrate compliance with the limits in Table 3 of this subpart using the procedures in paragraphs (c)(1) and (c)(2) of this section.

(1) Annual emissions of TF and/or POM from a given number of anode bake furnaces making up each averaging group shall not exceed the applicable emission limit in Table 3 of this subpart in any one year; and

(2) To determine compliance with the applicable emission limit in Table 3 of this subpart for anode bake furnaces, the owner or operator shall determine TF and/or POM emissions from the control device for each furnace at least once a year using the procedures and methods in §§ 63.847 and 63.849.

(d) *Implementation plan.* The owner or operator shall develop and submit an implementation plan for emission averaging to the applicable regulatory authority for review and approval according to the following procedures and requirements:

(1) *Deadlines.* The owner or operator must submit the implementation plan no later than 6 months before the date that the facility intends to comply with the emission averaging limits.

(2) *Contents.* The owner or operator shall include the following information in the implementation plan or in the application for an operating permit for all emission sources to be included in an emissions average:

(i) The identification of all emission sources (potlines or anode bake furnaces) in the average;

(ii) The assigned TF or POM emission limit for each averaging group of potlines or anode bake furnaces;

(iii) The specific control technology or pollution prevention measure to be used for each emission source in the averaging group and the date of its installation or application. If the pollution prevention measure reduces or eliminates emissions from multiple sources, the owner or operator must identify each source;

(iv) The test plan for the measurement of TF or POM emissions in accordance with the requirements in § 63.847(b);

(v) The operating parameters to be monitored for each control system or device and a description of how the operating limits will be determined;

(vi) If the owner or operator requests to monitor an alternative operating parameter pursuant to § 63.848(l):

(A) A description of the parameter(s) to be monitored and an explanation of the criteria used to select the parameter(s); and

(B) A description of the methods and procedures that will be used to demonstrate that the parameter indicates proper operation of the control device; the frequency and content of monitoring, reporting, and recordkeeping requirements; and a demonstration, to the satisfaction of the applicable regulatory authority, that the proposed monitoring frequency is sufficient to represent control device operating conditions; and

(vii) A demonstration that compliance with each of the applicable emission limit(s) will be achieved under representative operating conditions.

(3) *Approval criteria.* Upon receipt, the regulatory authority shall review and approve or disapprove the plan or permit application according to the following criteria:

(i) Whether the content of the plan includes all of the information specified in paragraph (d)(2) of this section; and

(ii) Whether the plan or permit application presents sufficient information to determine that compliance will be achieved and maintained.

(4) *Prohibitions.* The applicable regulatory authority shall not approve an implementation plan or permit application containing any of the following provisions:

(i) Any averaging between emissions of differing pollutants or between differing sources. Emission averaging shall not be allowed between TF and POM, and emission averaging shall not be allowed between potlines and bake furnaces;

(ii) The inclusion of any emission source other than an existing potline or existing anode bake furnace or the inclusion of any potline or anode bake plant not subject to the same operating permit;

(iii) The inclusion of any potline or anode bake furnace while it is shut down; or

(iv) The inclusion of any periods of startup, shutdown, or malfunction, as described in the startup, shutdown, and malfunction plan required by § 63.850(c), in the emission calculations.

(5) *Term.* Following review, the applicable regulatory authority shall approve the plan or permit application, request changes, or request additional information. Once the applicable regulatory authority receives any additional information requested, the applicable regulatory authority shall approve or disapprove the plan or permit application within 120 days.

(i) The applicable regulatory authority shall approve the plan for the term of the operating permit;

(ii) To revise the plan prior to the end of the permit term, the owner or operator shall submit a request to the applicable regulatory authority; and

(iii) The owner or operator may submit a request to the applicable regulatory authority to implement emission averaging after the applicable compliance date.

(6) *Operation.* While operating under an approved implementation plan, the owner or operator shall monitor the

operating parameters of each control system, keep records, and submit periodic reports as required for each source subject to this subpart.

**§ 63.847 Compliance provisions.**

(a) *Compliance dates.* The owner or operator of a primary aluminum plant must comply with the requirements of this subpart by:

(1) October 7, 1999, for an owner or operator of an existing plant or source;

(2) October 9, 2000, for an existing source, provided the owner or operator demonstrates to the satisfaction of the applicable regulatory authority that additional time is needed to install or modify the emission control equipment;

(3) October 8, 2001, for an existing source that is granted an extension by the regulatory authority under section 112(i)(3)(B) of the Act; or

(4) Upon startup, for an owner or operator of a new or reconstructed source.

(b) *Test plan.* The owner or operator shall prepare a site-specific test plan prior to the initial performance test according to the requirements of § 63.7(c) of this part. The test plan must include procedures for conducting the initial performance test and for subsequent performance tests required in § 63.848 for emission monitoring. In addition to the information required by § 63.7, the test plan shall include:

(1) Procedures to ensure a minimum of three runs are performed annually for the primary control system for each source;

(2) For a source with a single control device exhausted through multiple stacks, procedures to ensure that at least three runs are performed annually by a representative sample of the stacks satisfactory to the applicable regulatory authority;

(3) For multiple control devices on a single source, procedures to ensure that at least one run is performed annually for each control device by a representative sample of the stacks satisfactory to the applicable regulatory authority;

(4) Procedures for sampling single stacks associated with multiple anode bake furnaces;

(5) For plants with roof scrubbers, procedures for rotating sampling among the scrubbers or other procedures to obtain representative samples as approved by the applicable regulatory authority;

(6) For a VSS1 potline, procedures to ensure that one fan (or one scrubber) per potline is sampled for each run;

(7) For a SWPB potline, procedures to ensure that the average of the sampling results for two fans (or two scrubbers) per potline is used for each run; and

(8) Procedures for establishing the frequency of testing to ensure that at least one run is performed before the 15th of the month, at least one run is performed after the 15th of the month, and that there are at least 6 days between two of the runs during the month, or that secondary emissions are measured according to an alternate schedule satisfactory to the applicable regulatory authority.

(c) *Performance test dates.* Following approval of the site-specific test plan, the owner or operator must conduct a performance test to demonstrate initial compliance according to the procedures in paragraph (d) of this section. If a performance test has been conducted on the primary control system for potlines or for the anode bake furnace within the 12 months prior to the compliance date, the results of that performance test may be used to demonstrate initial compliance. The owner or operator must conduct the performance test:

(1) During the first month following the compliance date for an existing potline (or potroom group) or anode bake furnace;

(2) By the date determined according to the requirements in paragraph (c)(2)(i), (ii), or (iii) of this section for a new or reconstructed potline, anode bake furnace, or pitch storage tank (for which the owner or operator elects to conduct an initial performance test):

(i) By the 180th day following startup for a potline or potroom group. The 180-day period starts when the first pot in a potline or potroom group is energized.

(ii) By the 45th day from the start of the second anode bake cycle (but no

later than the 180th day from the start-up of the anode bake furnace).

(iii) By the 30th day following start-up for a pitch storage tank. The 30-day period starts when the tank is first used to store pitch.

(3) By the date determined according to the requirements in paragraph (c)(3)(i) or (ii) of this section for an existing potline or anode bake furnace that was shut down at the time compliance would have otherwise been required and is subsequently restarted:

(i) By the 180th day following startup for a potline or potroom group. The 180-day period starts when the first pot in a potline or potroom group is energized.

(ii) By the 45th day from the start of the second anode bake cycle (but no later than the 180th day from the start-up of the anode bake furnace).

(d) *Performance test requirements.* The initial performance test and all subsequent performance tests shall be conducted in accordance with the requirements of the general provisions in subpart A of this part, the approved test plan, and the procedures in this section.

(1) *TF emissions from potlines.* For each potline, the owner or operator shall measure and record the emission rate of TF exiting the outlet of the primary control system for each potline and the rate of secondary emissions exiting through each roof monitor, or for a plant with roof scrubbers, exiting through the scrubbers. Using the equation in paragraph (e)(1) of this section, the owner or operator shall compute and record the average of at least three runs each month for secondary emissions and at least three runs each year for the primary control system to determine compliance with the applicable emission limit. Compliance is demonstrated when the emission rate of TF is equal to or less than the applicable emission limit in §§ 63.843, 63.844, or 63.846.

(2) *POM emissions from Soderberg potlines.* For each Soderberg (HSS, VSS1, and VSS2) potline, the owner or operator shall measure and record the emission rate of POM exiting the primary emission control system and the rate of secondary emissions exiting through each roof monitor, or for a

plant with roof scrubbers, exiting through the scrubbers. Using the equation in paragraph (e)(2) of this section, the owner or operator shall compute and record the average of at least three runs each quarter (one run per month) for secondary emissions and at least three runs each year for the primary control system to determine compliance with the applicable emission limit. Compliance is demonstrated when the emission rate of POM is equal to or less than the applicable emission limit in §§ 63.843, 63.844, or 63.846.

(3) *Previous control device tests.* If the owner or operator has performed more than one test of primary emission control device(s) for a potline or for a bake furnace during the previous consecutive 12 months, the average of all runs performed in the previous 12-month period shall be used to determine the contribution from the primary emission control system.

(4) *TF and POM emissions from anode bake furnaces.* For each anode bake furnace, the owner or operator shall measure and record the emission rate of TF and POM exiting the exhaust stacks(s) of the primary emission control system for each anode bake furnace. Using the equations in paragraphs (e)(3) and (e)(4) of this section, the owner or operator shall compute and record the average of at least three runs each year to determine compliance with the applicable emission limits for TF and POM. Compliance is demonstrated when the emission rates of TF and POM are equal to or less than the applicable TF and POM emission limits in §§ 63.843, 63.844, or 63.846.

(e) *Equations.* The owner or operator shall determine compliance with the applicable TF and POM emission limits using the following equations and procedures:

(1) Compute the emission rate ( $E_p$ ) of TF from each potline using Equation 1:

$$E_p = \frac{[(C_{s1} \times Q_{sd})_1 + (C_{s2} \times Q_{sd})_2]}{(P \times K)} \quad (\text{Equation 1})$$

Where:

$E_p$ =emission rate of TF from a potline, kg/Mg (lb/ton);

$C_{s1}$ =concentration of TF from the primary control system, mg/dscm (mg/dscf);

$Q_{sd}$ =volumetric flow rate of effluent gas corresponding to the appropriate subscript location, dscm/hr (dscf/hr);

$C_{s2}$ =concentration of TF as measured for roof monitor emissions, mg/dscm (mg/dscf);

$P$ =aluminum production rate, Mg/hr (ton/hr);

$K$ =conversion factor,  $10^6$  mg/kg (453,600 mg/lb);

<sub>1</sub> = subscript for primary control system effluent gas; and

<sub>2</sub> = subscript for secondary control system or roof monitor effluent gas.

(2) Compute the emission rate of POM from each potline using Equation 1,

Where:

$E_p$  = emission rate of POM from the potline, kg/mg (lb/ton); and

$C_s$  = concentration of POM, mg/dscm (mg/dscf). POM emission data collected during the installation and startup of a cathode shall not be included in  $C_s$ .

(3) Compute the emission rate ( $E_b$ ) of TF from each anode bake furnace using Equation 2,

$$E_b = \frac{(C_s \times Q_{sd})}{(P_b \times K)} \quad (\text{Equation 2})$$

Where:

$E_b$  = emission rate of TF, kg/mg (lb/ton) of green anodes produced;



## Environmental Protection Agency

## § 63.847

$C_s$  = concentration of TF, mg/dscm (mg/dscf);  
 $Q_{sd}$  = volumetric flow rate of effluent gas,  
dscm/hr (dscf/hr);

$P_b$  = quantity of green anode material placed  
in the furnace, mg/hr (ton/hr); and

$K$  = conversion factor,  $10^6$  mg/kg (453,600 mg/  
lb).

(4) Compute the emission rate of  
POM from each anode bake furnace  
using Equation 2,

Where:

$C_s$  = concentration of POM, mg/dscm (mg/  
dscf).

(5) Determine the weight of the alu-  
minum tapped from the potline and the  
weight of the green anode material  
placed in the anode bake furnace using  
the monitoring devices required in  
§ 63.848(j).

(6) Determine the aluminum produc-  
tion rate (P) by dividing the number of  
hours in the calendar month into the  
weight of aluminum tapped from the  
potline during the calendar month that  
includes the three runs of a perform-  
ance test.

(7) Determine the rate of green anode  
material introduced into the furnace  
by dividing the number of operating  
hours in the calendar month into the  
weight of green anode material used  
during the calendar month in which  
the performance test was conducted.

(f) *Paste production plants.* Initial  
compliance with the standards for ex-  
isting and new paste production plants  
in §§ 63.843(b) and 63.844(b) will be dem-  
onstrated through site inspection(s)  
and review of site records by the appli-  
cable regulatory authority.

(g) *Pitch storage tanks.* The owner or  
operator shall demonstrate initial  
compliance with the standard for pitch  
storage tanks in § 63.844(d) by preparing  
a design evaluation or by conducting a  
performance test. The owner or oper-  
ator shall submit for approval by the  
regulatory authority the information  
specified in paragraph (g)(1) of this sec-  
tion, along with the information spec-  
ified in paragraph (g)(2) of this section  
where a design evaluation is performed  
or the information specified in para-  
graph (g)(3) of this section where a per-  
formance test is conducted.

(1) A description of the parameters to  
be monitored to ensure that the con-  
trol device is being properly operated  
and maintained, an explanation of the

criteria used for selection of that pa-  
rameter (or parameters), and the fre-  
quency with which monitoring will be  
performed; and

(2) Where a design evaluation is per-  
formed, documentation demonstrating  
that the control device used achieves  
the required control efficiency during  
reasonably expected maximum filling  
rate. The documentation shall include  
a description of the gas stream that en-  
ters the control device, including flow  
and POM content under varying liquid  
level conditions, and the information  
specified in paragraphs (g)(2)(i) through  
(g)(2)(vi) of this section, as applicable.

(i) If the control device receives va-  
pors, gases, or liquids, other than fuels,  
from emission points other than pitch  
storage tanks, the efficiency dem-  
onstration is to include consideration  
of all vapors, gases, and liquids, other  
than fuels, received by the control de-  
vice;

(ii) If an enclosed combustion device  
with a minimum residence time of 0.5  
seconds and a minimum temperature of  
760 °C (1,400 °F) is used to meet the  
emission reduction requirement speci-  
fied in § 63.844(d), documentation that  
those conditions exist is sufficient to  
meet the requirements of § 63.844(d);

(iii) Except as provided in paragraph  
(g)(2)(ii) of this section, for thermal in-  
cinerators, the design evaluation shall  
include the autoignition temperature  
of the organic HAP, the flow rate of  
the organic HAP emission stream, the  
combustion temperature, and the resi-  
dence time at the combustion tempera-  
ture;

(iv) If the pitch storage tank is vent-  
ed to the emission control system in-  
stalled for control of emissions from  
the paste production plant pursuant to  
§ 63.843(b), documentation of compli-  
ance with the requirements of  
§ 63.843(b) is sufficient to meet the re-  
quirements of § 63.844(d);

(v) For carbon adsorbers, the design  
evaluation shall include the affinity of  
the organic vapors for carbon, the  
amount of carbon in each bed, the  
number of beds, the humidity of the  
feed gases, the temperature of the feed  
gases, the flow rate of the organic HAP  
emission stream, and if applicable, the  
desorption schedule, the regeneration  
stream pressure or temperature, and

## § 63.848

## 40 CFR Ch. I (7–1–07 Edition)

the flow rate of the regeneration stream. For vacuum desorption, the pressure drop shall be included; and

(vi) For condensers, the design evaluation shall include the final temperature of the organic HAP vapors, the type of condenser, and the design flow rate of the organic HAP emission stream.

(3) If a performance test is conducted, the owner or operator shall determine the control efficiency for POM during tank loading using Method 315 in appendix A to this part. The owner or operator shall include the following information:

(i) Identification of the pitch storage tank and control device for which the performance test will be submitted; and

(ii) Identification of the emission point(s) that share the control device with the pitch storage tank and for which the performance test will be conducted.

(h) *Selection of monitoring parameters.* The owner or operator shall determine the operating limits and monitoring frequency for each control device that is to be monitored as required in § 63.848(f).

(1) For potlines and anode bake furnaces, the owner or operator shall determine upper and/or lower operating limits, as appropriate, for each monitoring device for the emission control system from the values recorded during each of the runs performed during the initial performance test and from historical data from previous performance tests conducted by the methods specified in this subpart.

(2) For a paste production plant, the owner or operator shall specify and provide the basis or rationale for selecting parameters to be monitored and the associated operating limits for the emission control device.

(3) The owner or operator may redetermine the upper and/or lower operating limits, as appropriate, based on historical data or other information and submit an application to the applicable regulatory authority to change the applicable limit(s). The redetermined limits shall become effective

upon approval by the applicable regulatory authority.

[62 FR 52407, Oct. 7, 1997, as amended at 70 FR 66284, Nov. 2, 2005]

### § 63.848 Emission monitoring requirements.

(a) *TF emissions from potlines.* Using the procedures in § 63.847 and in the approved test plan, the owner or operator shall monitor emissions of TF from each potline by conducting monthly performance tests. The owner or operator shall compute and record the monthly average from at least three runs for secondary emissions and the previous 12-month average of all runs for the primary control system to determine compliance with the applicable emission limit. The owner or operator must include all valid runs in the monthly average. The duration of each run for secondary emissions must represent a complete operating cycle.

(b) *POM emissions from Soderberg potlines.* Using the procedures in § 63.847 and in the approved test plan, the owner or operator shall monitor emissions of POM from each Soderberg (HSS, VSS1, and VSS2) potline every three months. The owner or operator shall compute and record the quarterly (3-month) average from at least one run per month for secondary emissions and the previous 12-month average of all runs for the primary control systems to determine compliance with the applicable emission limit. The owner or operator must include all valid runs in the quarterly (3-month) average. The duration of each run for secondary emissions must represent a complete operating cycle. The primary control system must be sampled over an 8-hour period, unless site-specific factors dictate an alternative sampling time subject to the approval of the regulatory authority.

(c) *TF and POM emissions from anode bake furnaces.* Using the procedures in § 63.847 and in the approved test plan, the owner or operator shall monitor TF and POM emissions from each anode bake furnace on an annual basis. The owner or operator shall compute and record the annual average of TF and POM emissions from at least three runs to determine compliance with the applicable emission limits. The owner

or operator must include all valid runs in the annual average.

(d) *Similar potlines.* As an alternative to monthly monitoring of TF or POM secondary emissions from each potline using the test methods in § 63.849, the owner or operator may perform monthly monitoring of TF or POM secondary emissions from one potline using the test methods in §§ 63.849 (a) or (b) to represent the performance of similar potline(s). The similar potline(s) shall be monitored using an alternative method that meets the requirements of paragraphs (d)(1) through (d)(7) of this section. Two or more potlines are similar if the owner or operator demonstrates that their structure, operability, type of emissions, volume of emissions, and concentration of emissions are substantially equivalent.

(1) To demonstrate (to the satisfaction of the regulatory authority) that the level of emission control performance is the same or better, the owner or operator shall perform an emission test using an alternative monitoring procedure for the similar potline simultaneously with an emission test using the applicable test methods. The results of the emission test using the applicable test methods must be in compliance with the applicable emission limit for existing or new potlines in §§ 63.843 or 63.844. An alternative method:

(i) For TF emissions, must account for or include gaseous fluoride and cannot be based on measurement of particulate matter or particulate fluoride alone; and

(ii) For TF and POM emissions, must meet or exceed Method 14 criteria.

(2) An HF continuous emission monitoring system is an approved alternative for the monitoring of TF secondary emissions.

(3) An owner or operator electing to use an alternative monitoring procedure shall establish an alternative emission limit based on at least nine simultaneous runs using the applicable test methods and the alternative monitoring method. All runs must represent a full process cycle.

(4) The owner or operator shall derive an alternative emission limit for the HF continuous emission monitor or an

alternative method using either of the following procedures:

(i) Use the highest value from the alternative method associated with a simultaneous run by the applicable test method that does not exceed the applicable emission limit; or

(ii) Correlate the results of the two methods (the applicable test method results and the alternative monitoring method results) and establish an emission limit for the alternative monitoring system that corresponds to the applicable emission limit.

(5) The owner or operator shall submit the results required in paragraph (d)(4) of this section and all supporting documentation to the applicable regulatory authority for review and approval.

(6) The regulatory authority shall review and approve or disapprove the request for an alternative method and alternative emission limit. The criterion for approval shall be a demonstration (to the satisfaction of the regulatory authority) that the alternative method and alternative emission limit achieve a level of emission control that is the same as or better than the level that would have otherwise been achieved by the applicable method and emission limit.

(7) If the alternative method is approved by the applicable regulatory authority, the owner or operator shall perform monthly emission monitoring using the approved alternative monitoring procedure to demonstrate compliance with the alternative emission limit for each similar potline.

(e) *Reduced sampling frequency.* The owner or operator may submit a written request to the applicable regulatory authority to establish an alternative testing requirement to reduce the sampling of secondary TF emissions from potlines from monthly to quarterly.

(1) In the request, the owner or operator shall provide information and data demonstrating, to the satisfaction of the applicable regulatory authority, that secondary emissions of TF from potlines have low variability during normal operations using the procedures in paragraphs (e)(1)(i) or (e)(1)(ii) of this section.

(i) Submit data from 24 consecutive months of sampling that show the average TF emissions are less than 60 percent of the applicable limit and that no monthly performance test in the 24 months of sampling exceeds 75 percent of the applicable limit; or

(ii) Submit data and a statistical analysis that the regulatory authority may evaluate based on the approach used in “Primary Aluminum: Statistical Analysis of Potline Fluoride Emissions and Alternative Sampling Frequency” (EPA-450-86-012, October 1986), which is available from the National Technical Information Service (NTIS), 5285 Port Royal Road, Springfield, VA 22161.

(2) An approved alternative requirement must include a test schedule and the method to be used to measure emissions for performance tests.

(3) The owner or operator of a plant that has received approval of an alternative sampling frequency under § 60.194 of this chapter is deemed to have approval of the alternative sampling frequency under this subpart.

(4) If emissions in excess of the applicable TF limit occur while performing quarterly sampling approved under paragraph (e)(1)(i) of this section, the owner or operator shall return to monthly sampling for at least 12 months and may reduce to quarterly sampling when:

(i) The average of all tests performed over the most recent 24-month period does not exceed 60 percent of the applicable limit, and

(ii) No more than one monthly performance test in the most recent 24-month period exceeds 75 percent of the applicable limit.

(5) If emissions in excess of the applicable TF limit occur while performing quarterly sampling approved under paragraph (e)(1)(ii) of this section, the owner or operator shall immediately return to the monthly sampling schedule required by paragraph (a) of this section until another request for an alternative sampling frequency is approved by the applicable regulatory authority.

(f) *Monitoring parameters for emission control devices.* The owner or operator shall install, operate, calibrate, and maintain a continuous parameter mon-

itoring system for each emission control device. The owner or operator shall submit for approval by the regulatory authority a description of the parameter(s) to be monitored, the operating limits, and the monitoring frequency to ensure that the control device is being properly operated and maintained. An explanation of the criteria used for selection of the parameter(s), the operating limits, and the monitoring frequency, including how these relate to emission control also shall be submitted to the regulatory authority. Except as provided in paragraph (1) of this section, the following monitoring devices shall be installed:

(1) For dry alumina scrubbers, devices for the measurement of alumina flow and air flow;

(2) For dry coke scrubbers, devices for the measurement of coke flow and air flow;

(3) For wet scrubbers as the primary control system, devices for the measurement of water flow and air flow;

(4) For electrostatic precipitators, devices for the measurement of voltage and secondary current; and

(5) For wet roof scrubbers for secondary emission control:

(i) A device for the measurement of total water flow; and

(ii) The owner or operator shall inspect each control device at least once each operating day to ensure the control device is operating properly and record the results of each inspection.

(g) *Visible emissions.* The owner or operator shall visually inspect the exhaust stack(s) of each control device on a daily basis for evidence of any visible emissions indicating abnormal operation.

(h) *Corrective action.* If a monitoring device for a primary control device measures an operating parameter outside the limit(s) established pursuant to § 63.847(h), if visible emissions indicating abnormal operation are observed from the exhaust stack of a control device during a daily inspection, or if a problem is detected during the daily inspection of a wet roof scrubber for potline secondary emission control, the owner or operator shall initiate corrective action procedures within 1 hour. Failure to initiate the corrective action procedures within 1 hour or to

take the necessary corrective actions to remedy the problem is a violation.

(i) *Exceedances.* If the limit for a given operating parameter associated with monitoring a specific control device is exceeded six times in any semi-annual reporting period, then any subsequent exceedance in that reporting period is a violation. For the purpose of determining the number of exceedances, no more than one exceedance shall be attributed in any given 24-hour period.

(j) *Weight of aluminum and green anodes.* The owner or operator of a new or existing potline or anode bake furnace shall install, operate, and maintain a monitoring device to determine the daily weight of aluminum produced and the weight of green anode material placed in the anode bake furnace. The weight of green anode material may be determined by monitoring the weight of all anodes or by monitoring the number of anodes placed in the furnace and determining an average weight from measurements of a representative sample of anodes.

(k) *Accuracy and calibration.* The owner or operator shall submit recommended accuracy requirements to the regulatory authority for review and approval. All monitoring devices required by this section must be certified by the owner or operator to meet the accuracy requirements and must be calibrated in accordance with the manufacturer's instructions.

(l) *Alternative operating parameters.* The owner or operator may monitor alternative control device operating parameters subject to prior written approval by the applicable regulatory authority.

(m) *Other control systems.* An owner or operator using a control system not identified in this section shall request that the applicable regulatory authority include the recommended parameters for monitoring in the facility's part 70 permit.

[62 FR 52407, Oct. 7, 1997, as amended at 71 FR 20458, Apr. 20, 2006]

#### § 63.849 Test methods and procedures.

(a) The owner or operator shall use the following reference methods to determine compliance with the applica-

ble emission limits for TF and POM emissions:

(1) Method 1 in appendix A to part 60 of this chapter for sample and velocity traverses;

(2) Method 2 in appendix A to part 60 of this chapter for velocity and volumetric flow rate;

(3) Method 3 in appendix A to part 60 of this chapter for gas analysis;

(4) Method 13A or Method 13B in appendix A to part 60 of this chapter, or an approved alternative, for the concentration of TF where stack or duct emissions are sampled;

(5) Method 13A or Method 13B and Method 14 or Method 14A in appendix A to part 60 of this chapter or an approved alternative method for the concentration of TF where emissions are sampled from roof monitors not employing wet roof scrubbers;

(6) Method 315 in appendix A to this part or an approved alternative method for the concentration of POM where stack or duct emissions are sampled; and

(7) Method 315 in appendix A to this part and Method 14 in appendix A to part 60 of this chapter or an approved alternative method for the concentration of POM where emissions are sampled from roof monitors not employing wet roof scrubbers.

(b) The owner or operator of a VSS potline or a SWPB potline equipped with wet roof scrubbers for the control of secondary emissions shall use methods that meet the intent of the sampling requirements of Method 14 in appendix A to part 60 of this chapter and that are approved by the State. Sample analysis shall be performed using Method 13A or Method 13B in appendix A to part 60 of this chapter for TF, Method 315 in appendix A to this part for POM, or an approved alternative method.

(c) Except as provided in § 63.845(g)(1), references to "potroom" or "potroom group" in Method 14 in appendix A to part 60 of this chapter shall be interpreted as "potline" for the purposes of this subpart.

(d) For sampling using Method 14 in appendix A to part 60 of this chapter, the owner or operator shall install one Method 14 manifold per potline in a potroom that is representative of the

entire potline, and this manifold shall meet the installation requirements specified in section 2.2.1 of Method 14 in appendix A to part 60 of this chapter.

(e) The owner or operator may use an alternative test method for TF or POM emissions providing:

(1) The owner or operator has already demonstrated the equivalency of the alternative method for a specific plant and has received previous approval from the Administrator or the applicable regulatory authority for TF or POM measurements using the alternative method; or

(2) The owner or operator demonstrates to the satisfaction of the applicable regulatory authority that the results from the alternative method meet the criteria specified in §§ 63.848(d)(1) and (d)(3) through (d)(6). The results from the alternative method shall be based on simultaneous sampling using the alternative method and the following reference methods:

(i) For TF, Methods 13 and 14 or Method 14A in appendix A to part 60 of this chapter; or

(ii) For POM, Method 315 in appendix A to this part and Method 14 in appendix A to part 60 of this chapter.

**§ 63.850 Notification, reporting, and recordkeeping requirements.**

(a) *Notifications.* The owner or operator shall submit the following written notifications:

(1) Notification for an area source that subsequently increases its emissions such that the source is a major source subject to the standard;

(2) Notification that a source is subject to the standard, where the initial startup is before the effective date of the standard;

(3) Notification that a source is subject to the standard, where the source is new or has been reconstructed, the initial startup is after the effective date of the standard, and for which an application for approval of construction or reconstruction is not required;

(4) Notification of intention to construct a new major source or reconstruct a major source; of the date construction or reconstruction commenced; of the anticipated date of startup; of the actual date of startup, where the initial startup of a new or

reconstructed source occurs after the effective date of the standard, and for which an application for approval of construction or reconstruction is required [see §§ 63.9(b)(4) and (b)(5)];

(5) Notification of initial performance test;

(6) Notification of initial compliance status;

(7) One-time notification for each affected source of the intent to use an HF continuous emission monitor;

(8) *Notification of compliance approach.* The owner or operator shall develop and submit to the applicable regulatory authority, if requested, an engineering plan that describes the techniques that will be used to address the capture efficiency of the reduction cells for gaseous hazardous air pollutants in compliance with the emission limits in §§ 63.843, 63.844, and 63.846; and

(9) One-time notification of startup of an existing potline or potroom group, anode bake furnace, or paste production plant that was shut down for a long period and subsequently restarted. The owner or operator must provide written notice to the Administrator at least 30 days before the startup.

(b) *Performance test reports.* The owner or operator shall report the results of the initial performance test as part of the notification of compliance status required in paragraph (a)(6) of this section. Except as provided in paragraph (d) of this section, the owner or operator shall submit a summary of all subsequent performance tests to the applicable regulatory authority on an annual basis.

(c) *Startup, shutdown, and malfunction plan and reports.* The owner or operator shall develop a written plan as described in § 63.6(e)(3) that contains specific procedures to be followed for operating the source and maintaining the source during periods of startup, shutdown, and malfunction and a program of corrective action for malfunctioning process and control systems used to comply with the standards. The plan does not have to be submitted with the permit application or included in the operating permit. The permitting authority may review the plan upon request. In addition to the information

## Environmental Protection Agency

## § 63.850

required in § 63.6(e)(3), the plan shall include:

(1) Procedures, including corrective actions, to be followed if a monitoring device measures an operating parameter outside the limit(s) established under § 63.847(h), if visible emissions from an exhaust stack indicating abnormal operation of a control device are observed by the owner or operator during the daily inspection required in § 63.848(g), or if a problem is detected during the daily inspection of a wet roof scrubber for potline secondary emission control required in § 63.848(f)(5)(ii); and

(2) The owner or operator shall also keep records of each event as required by § 63.10(b) and record and report if an action taken during a startup, shutdown, or malfunction is not consistent with the procedures in the plan as described in § 63.6(e)(3)(iv).

(d) *Excess emissions report.* As required by § 63.10(e)(3), the owner or operator shall submit a report (or a summary report) if measured emissions are in excess of the applicable standard. The report shall contain the information specified in § 63.10(e)(3)(v) and be submitted semiannually unless quarterly reports are required as a result of excess emissions.

(e) *Recordkeeping.* The owner or operator shall maintain files of all information (including all reports and notifications) required by § 63.10(b) and by this subpart.

(1) The owner or operator must retain each record for at least 5 years following the date of each occurrence, measurement, maintenance, corrective action, report, or record. The most recent 2 years of records must be retained at the facility. The remaining 3 years of records may be retained off-site;

(2) The owner or operator may retain records on microfilm, on a computer, on computer disks, on magnetic tape, or on microfiche;

(3) The owner or operator may report required information on paper or on a labeled computer disc using commonly available and compatible computer software; and

(4) In addition to the general records required by § 63.10(b), the owner or op-

erator shall maintain records of the following information:

(i) Daily production rate of aluminum;

(ii) Daily production rate of green anode material placed in the anode bake furnace;

(iii) A copy of the startup, shutdown, and malfunction plan;

(iv) Records of design information for paste production plant capture systems;

(v) Records of design information for an alternative emission control device for a paste production plant;

(vi) Records supporting the monitoring of similar potlines demonstrating that the performance of similar potlines is the same as or better than that of potlines sampled by manual methods;

(vii) Records supporting a request for reduced sampling of potlines;

(viii) Records supporting the correlation of emissions measured by a continuous emission monitoring system to emissions measured by manual methods and the derivation of the alternative emission limit derived from the measurements;

(ix) The current implementation plan for emission averaging and any subsequent amendments;

(x) Records, such as a checklist or the equivalent, demonstrating that the daily inspection of a potline with wet roof scrubbers for secondary emission control has been performed as required in § 63.848(f)(5)(ii), including the results of each inspection;

(xi) Records, such as a checklist or the equivalent, demonstrating that the daily visual inspection of the exhaust stack for each control device has been performed as required in § 63.848(g), including the results of each inspection;

(xii) For a potline equipped with an HF continuous emission monitor, records of information and data required by § 63.10(c);

(xiii) Records documenting the corrective actions taken when the limit(s) for an operating parameter established under § 63.847(h) were exceeded, when visible emissions indicating abnormal operation were observed from a control device stack during a daily inspection required under § 63.848(g), or when a problem was detected during the daily

## § 63.851

## 40 CFR Ch. I (7–1–07 Edition)

inspection of a wet roof scrubber for potline secondary control required in § 63.848(f)(5)(ii);

(xiv) Records documenting any POM data that are invalidated due to the installation and startup of a cathode; and

(xv) Records documenting the portion of TF that is measured as particulate matter and the portion that is measured as gaseous when the particulate and gaseous fractions are quantified separately using an approved test method.

[62 FR 52407, Oct. 7, 1997, as amended at 70 FR 66285, Nov. 2, 2005; 71 FR 20458, Apr. 20, 2006]

### § 63.851 Regulatory authority review procedures.

(a) The applicable regulatory authority shall notify the owner or operator in writing of the need for additional time to review the submissions in paragraphs (a)(1) through (a)(5) of this section or of approval or intent to deny approval of the submissions in paragraphs (a)(1) through (a)(5) of this section within 60 calendar days after receipt of sufficient information to evaluate the submission. The 60-day period begins after the owner or operator has been notified that the submission is complete.

(1) The test plan in § 63.847(b);

(2) Request to change limits for operating parameters in § 63.847(h)(3);

(3) Request for similar potline monitoring in § 63.848(d)(5);

(4) Request for reduced sampling frequency in § 63.848(e); and

(5) Request for an alternative method in § 63.849(e)(2).

(b) The applicable regulatory authority shall notify the owner or operator in writing whether the submission is complete within 30 calendar days of receipt of the original submission or within 30 days of receipt of any supplementary information that is submitted. When a submission is incomplete, the applicable regulatory authority shall specify the information needed to complete the submission and shall give the owner or operator 30 calendar days after receipt of the notification to provide the information.

### § 63.852 Applicability of general provisions.

The requirements of the general provisions in subpart A of this part that are not applicable to the owner or operator subject to the requirements of this subpart are shown in appendix A of this subpart.

### § 63.853 Implementation and enforcement.

(a) This subpart can be implemented and enforced by the U.S. EPA, or a delegated authority such as the applicable State, local, or Tribal agency. If the U.S. EPA Administrator has delegated authority to a State, local, or Tribal agency, then that agency, in addition to the U.S. EPA, has the authority to implement and enforce this regulation. Contact the applicable U.S. EPA Regional Office to find out if this subpart is delegated to a State, local, or Tribal agency.

(b) In delegating implementation and enforcement authority of this subpart to a State, local, or Tribal agency under subpart E of this part, the authorities contained in paragraph (c) of this section are retained by the Administrator of U.S. EPA and cannot be transferred to the State, local, or Tribal agency.

(c) The authorities that cannot be delegated to State, local, or Tribal agencies are as specified in paragraphs (c)(1) through (4) of this section.

(1) Approval of alternatives to the requirements in §§ 63.840, 63.843 (with the exception of 63.843(b)(3)), 63.844, 63.845(a) introductory text, (a)(1), (b) through (e), (h), 63.846(a) through (c), and 63.847(a)(1) and (4).

(2) Approval of major alternatives to test methods under § 63.7(e)(2)(ii) and (f), as defined in § 63.90, and as required in this subpart.

(3) Approval of major alternatives to monitoring under § 63.8(f), as defined in § 63.90, and as required in this subpart.

(4) Approval of major alternatives to recordkeeping and reporting under § 63.10(f), as defined in § 63.90, and as required in this subpart.

[68 FR 37354, June 23, 2003]

### §§ 63.854–63.859 [Reserved]



Environmental Protection Agency

Pt. 63, Subpt. LL, App. A

TABLE 1 TO SUBPART LL OF PART 63—POTLINE TF LIMITS FOR EMISSION AVERAGING

Type	Monthly TF limit (lb/ton) [for given number of potlines]						
	2 lines	3 lines	4 lines	5 lines	6 lines	7 lines	8 lines
CWPB1 .....	1.7	1.6	1.5	1.5	1.4	1.4	1.4
CWPB2 .....	2.9	2.8	2.7	2.7	2.6	2.6	2.6
CWPB3 .....	2.3	2.2	2.2	2.1	2.1	2.1	2.1
VSS1 .....	2	1.9	1.8	1.7	1.7	1.7	1.7
VSS2 .....	2.6	2.5	2.5	2.4	2.4	2.4	2.4
HSS .....	2.5	2.4	2.4	2.3	2.3	2.3	2.3
SWPB .....	1.4	1.3	1.3	1.2	1.2	1.2	1.2

TABLE 2 TO SUBPART LL OF PART 63—POTLINE POM LIMITS FOR EMISSION AVERAGING

Type	Quarterly POM limit (lb/ton) [for given number of potlines]						
	2 lines	3 lines	4 lines	5 lines	6 lines	7 lines	8 lines
HSS .....	4.1	3.8	3.7	3.5	3.5	3.4	3.3
VSS1 .....	2.1	2.0	1.9	1.9	1.8	1.8	1.8
VSS2 .....	5.0	4.7	4.5	4.4	4.3	4.2	4.1

[62 FR 52407, Oct. 7, 1997, as amended at 70 FR 66285, Nov. 2, 2005]

TABLE 3 TO SUBPART LL OF PART 63—ANODE BAKE FURNACE LIMITS FOR EMISSION AVERAGING

Number of furnaces	Emission limit (lb/ton of anode)	
	TF	POM
2 .....	0.11	0.17
3 .....	0.090	0.17
4 .....	0.077	0.17
5 .....	0.070	0.17

APPENDIX A TO SUBPART LL OF PART 63—APPLICABILITY OF GENERAL PROVISIONS  
[40 CFR part 63, subpart A]

General provisions citation	Requirement	Applies to subpart LL	Comment
63.1(c)(2) .....	.....	No .....	All are major sources.
63.2 Definition of "reconstruction" .....	.....	No .....	Subpart LL defines "reconstruction."
63.6(c)(1) .....	Compliance date for existing sources .....	No .....	Subpart LL specifies compliance date for existing sources.
63.6(h) .....	Opacity/VE standards .....	Only in § 63.845 ..	Opacity standards applicable only when incorporating the NSPS requirements under § 63.845.
63.7(a)(2)(ii) and (iii) .....	Performance testing requirements .....	No .....	Subpart LL specifies performance test dates.
63.8(c)(4)–(c)(8) .....	CMS operation and maintenance .....	No .....	Subpart LL does not require COMS/CMS or CMS performance specifications.
63.8(d) .....	Quality control .....	No .....	Subpart LL does not require CMS or CMS performance evaluation.
63.8(e) .....	Performance evaluation for CMS .....	No .....	§ 63.850(a)(9) includes requirement for startup of an existing affected source that has been shut down.
63.9(b)(1)–(5) .....	Initial notifications .....	Yes, except as noted in "comment" column.	
63.9(e) .....	Notification of performance test ..	No .....	Subpart LL specifies notification of performance tests.
63.9(f) .....	Notification of VE or opacity test ..	Only in § 63.845 ..	Notification is required only when incorporating the NSPS requirements under § 63.845.

[40 CFR part 63, subpart A]

General provisions citation	Requirement	Applies to subpart LL	Comment
63.9(g) .....	Additional CMS notification .....	No	
63.10(d)(2) .....	Performance test reports .....	No .....	Subpart LL specifies performance test reporting.
63.10(d)(3) .....	Reporting VE/opacity observations.	Only in § 63.845 ..	Reporting is required only when incorporating the NSPS requirements under § 63.845.
63.10(e)(2) .....	Reporting performance evaluations.	No .....	Subpart LL does not require performance evaluation for CMS.
63.11(a)–(b) .....	Control device requirements .....	No .....	Flares not applicable.

[62 FR 52407, Oct. 7, 1997, as amended at 70 FR 66285, Nov. 2, 2005]

### Subpart MM—National Emission Standards for Hazardous Air Pollutants for Chemical Recovery Combustion Sources at Kraft, Soda, Sulfite, and Stand-Alone Semichemical Pulp Mills

SOURCE: 66 FR 3193, Jan. 12, 2001, unless otherwise noted.

#### § 63.860 Applicability and designation of affected source.

(a) The requirements of this subpart apply to the owner or operator of each kraft, soda, sulfite, or stand-alone semichemical pulp mill that is a major source of hazardous air pollutants (HAP) emissions as defined in § 63.2.

(b) *Affected sources.* The requirements of this subpart apply to each new or existing affected source listed in paragraphs (b)(1) through (7) of this section:

(1) Each existing chemical recovery system (as defined in § 63.861) located at a kraft or soda pulp mill.

(2) Each new nondirect contact evaporator (NDCE) recovery furnace and associated smelt dissolving tank(s) located at a kraft or soda pulp mill.

(3) Each new direct contact evaporator (DCE) recovery furnace system (as defined in § 63.861) and associated smelt dissolving tank(s) located at a kraft or soda pulp mill.

(4) Each new lime kiln located at a kraft or soda pulp mill.

(5) Each new or existing sulfite combustion unit located at a sulfite pulp mill, except such existing units at Weyerhaeuser Paper Company's Cos-

mopolis, Washington facility (Emission Unit no. AP-10).

(6) Each new or existing semichemical combustion unit located at a stand-alone semichemical pulp mill.

(7) The requirements of the alternative standard in § 63.862(d) apply to the hog fuel dryer at Weyerhaeuser Paper Company's Cosmopolis, Washington facility (Emission Unit no. HD-14).

(c) The requirements of the General Provisions in subpart A of this part that apply to the owner or operator subject to the requirements of this subpart are identified in Table 1 to this subpart.

[66 FR 3193, Jan. 12, 2001, as amended at 68 FR 7713, Feb. 18, 2003]

#### § 63.861 Definitions.

All terms used in this subpart are defined in the Clean Air Act, in subpart A of this part, or in this section. For the purposes of this subpart, if the same term is defined in subpart A or any other subpart of this part and in this section, it must have the meaning given in this section.

*Bag leak detection system* means an instrument that is capable of monitoring PM loadings in the exhaust of a fabric filter in order to detect bag failures. A bag leak detection system includes, but is not limited to, an instrument that operates on triboelectric, light scattering, light transmittance, or other principle to monitor relative PM loadings.

*Black liquor* means spent cooking liquor that has been separated from the pulp produced by the kraft, soda, or semichemical pulping process.

*Black liquor gasification* means the thermochemical conversion of black

liquor into a combustible gaseous product.

*Black liquor oxidation (BLO) system* means the vessels used to oxidize the black liquor, with air or oxygen, and the associated storage tank(s).

*Black liquor solids (BLS)* means the dry weight of the solids in the black liquor that enters the recovery furnace or semichemical combustion unit.

*Black liquor solids firing rate* means the rate at which black liquor solids are fed to the recovery furnace or the semichemical combustion unit.

*Chemical recovery combustion source* means any source in the chemical recovery area of a kraft, soda, sulfite or stand-alone semichemical pulp mill that is an NDCE recovery furnace, a DCE recovery furnace system, a smelt dissolving tank, a lime kiln, a sulfite combustion unit, or a semichemical combustion unit.

*Chemical recovery system* means all existing DCE and NDCE recovery furnaces, smelt dissolving tanks, and lime kilns at a kraft or soda pulp mill. Each existing recovery furnace, smelt dissolving tank, or lime kiln is considered a process unit within a chemical recovery system.

*Direct contact evaporator (DCE) recovery furnace* means a kraft or soda recovery furnace equipped with a direct contact evaporator that concentrates strong black liquor by direct contact between the hot recovery furnace exhaust gases and the strong black liquor.

*Direct contact evaporator (DCE) recovery furnace system* means a direct contact evaporator recovery furnace and any black liquor oxidation system, if present, at the pulp mill.

*Dry electrostatic precipitator (ESP) system* means an electrostatic precipitator with a dry bottom (*i.e.*, no black liquor, water, or other fluid is used in the ESP bottom) and a dry particulate matter return system (*i.e.*, no black liquor, water, or other fluid is used to transport the collected PM to the mix tank).

*Fabric filter* means an air pollution control device used to capture PM by filtering a gas stream through filter media; also known as a baghouse.

*Hazardous air pollutants (HAP) metals* means the sum of all emissions of antimony, arsenic, beryllium, cadmium,

chromium, cobalt, lead, manganese, mercury, nickel, and selenium as measured by EPA Method 29 (40 CFR part 60, appendix A) and with all nondetect data treated as one-half of the method detection limit.

*Hog fuel dryer* means the equipment that combusts fine particles of wood waste (hog fuel) in a fluidized bed and directs the heated exhaust stream to a rotary dryer containing wet hog fuel to be dried prior to combustion in the hog fuel boiler at Weyerhaeuser Paper Company's Cosmopolis, Washington facility. The hog fuel dryer at Weyerhaeuser Paper Company's Cosmopolis, Washington facility is Emission Unit no. HD-14.

*Kraft pulp mill* means any stationary source that produces pulp from wood by cooking (digesting) wood chips in a solution of sodium hydroxide and sodium sulfide. The recovery process used to regenerate cooking chemicals is also considered part of the kraft pulp mill.

*Kraft recovery furnace* means a recovery furnace that is used to burn black liquor produced by the kraft pulping process, as well as any recovery furnace that burns black liquor produced from both the kraft and semichemical pulping processes, and includes the direct contact evaporator, if applicable. Includes black liquor gasification.

*Lime kiln* means the combustion unit (*e.g.*, rotary lime kiln or fluidized-bed calciner) used at a kraft or soda pulp mill to calcine lime mud, which consists primarily of calcium carbonate, into quicklime, which is calcium oxide (CaO).

*Lime production rate* means the rate at which dry lime, measured as CaO, is produced in the lime kiln.

*Method detection limit* means the minimum concentration of an analyte that can be determined with 99 percent confidence that the true value is greater than zero.

*Modification* means, for the purposes of § 63.862(a)(1)(ii)(E)(I), any physical change (excluding any routine part replacement or maintenance) or operational change (excluding any operational change that occurs during a start-up, shutdown, or malfunction) that is made to the air pollution control device that could result in an increase in PM emissions.

*Nondetect data* means, for the purposes of this subpart, any value that is below the method detection limit.

*Nondirect contact evaporator (NDCE) recovery furnace* means a kraft or soda recovery furnace that burns black liquor that has been concentrated by indirect contact with steam.

*Particulate matter (PM)* means total particulate matter as measured by EPA Method 5, EPA Method 17 (§ 63.865(b)(1)), or EPA Method 29 (40 CFR part 60, appendix A).

*Process unit* means an existing DCE or NDCE recovery furnace, smelt dissolving tank, or lime kiln in a chemical recovery system at a kraft or soda mill.

*Recovery furnace* means an enclosed combustion device where concentrated black liquor produced by the kraft or soda pulping process is burned to recover pulping chemicals and produce steam. Includes black liquor gasification.

*Regenerative thermal oxidizer (RTO)* means a thermal oxidizer that transfers heat from the exhaust gas stream to the inlet gas stream by passing the exhaust stream through a bed of ceramic stoneware or other heat-absorbing medium before releasing it to the atmosphere, then reversing the gas flow so the inlet gas stream passes through the heated bed, raising the temperature of the inlet stream close to or at its ignition temperature.

*Semichemical combustion unit* means any equipment used to combust or pyrolyze black liquor at stand-alone semichemical pulp mills for the purpose of chemical recovery. Includes black liquor gasification.

*Similar process units* means all existing DCE and NDCE recovery furnaces, smelt dissolving tanks, or lime kilns at a kraft or soda pulp mill.

*Smelt dissolving tanks (SDT)* means vessels used for dissolving the smelt collected from a kraft or soda recovery furnace.

*Soda pulp mill* means any stationary source that produces pulp from wood by cooking (digesting) wood chips in a sodium hydroxide solution. The recovery process used to regenerate cooking chemicals is also considered part of the soda pulp mill.

*Soda recovery furnace* means a recovery furnace used to burn black liquor produced by the soda pulping process and includes the direct contact evaporator, if applicable. Includes black liquor gasification.

*Stand-alone semichemical pulp mill* means any stationary source that produces pulp from wood by partially digesting wood chips in a chemical solution followed by mechanical defibrating (grinding), and has an on-site chemical recovery process that is not integrated with a kraft pulp mill.

*Startup* means, for the chemical recovery system employing black liquor gasification at Georgia-Pacific's facility in Big Island, Virginia only, the end of the gasification system commissioning phase. Commissioning is that period of time in which each part of the new gasification system will be checked and operated on its own to make sure it is installed and functions properly. Commissioning will conclude with the successful completion of the gasification technology supplier's performance warranty demonstration, which proves the technology and equipment are performing to warranted levels and the system is ready to be placed in active service. For all other affected sources under this subpart, startup has the meaning given in § 63.2.

*Sulfite combustion unit* means a combustion device, such as a recovery furnace or fluidized-bed reactor, where spent liquor from the sulfite pulping process (i.e., red liquor) is burned to recover pulping chemicals.

*Sulfite pulp mill* means any stationary source that produces pulp from wood by cooking (digesting) wood chips in a solution of sulfurous acid and bisulfite ions. The recovery process used to regenerate cooking chemicals is also considered part of the sulfite pulp mill.

*Total hydrocarbons (THC)* means the sum of organic compounds measured as carbon using EPA Method 25A (40 CFR part 60, appendix A).

[66 FR 3193, Jan. 12, 2001, as amended at 66 FR 16408, Mar. 26, 2001; 68 FR 7713, Feb. 18, 2003]

#### § 63.862 Standards.

(a) *Standards for HAP metals: existing sources.* (1) Each owner or operator of an existing kraft or soda pulp mill

must comply with the requirements of either paragraph (a)(1)(i) or (ii) of this section.

(i) Each owner or operator of a kraft or soda pulp mill must comply with the PM emissions limits in paragraphs (a)(1)(i)(A) through (C) of this section.

(A) The owner or operator of each existing kraft or soda recovery furnace must ensure that the concentration of PM in the exhaust gases discharged to the atmosphere is less than or equal to 0.10 gram per dry standard cubic meter (g/dscm) (0.044 grain per dry standard cubic foot (gr/dscf)) corrected to 8 percent oxygen.

(B) The owner or operator of each existing kraft or soda smelt dissolving tank must ensure that the concentration of PM in the exhaust gases discharged to the atmosphere is less than or equal to 0.10 kilogram per megagram (kg/Mg) (0.20 pound per ton (lb/ton)) of black liquor solids fired.

(C) The owner or operator of each existing kraft or soda lime kiln must ensure that the concentration of PM in the exhaust gases discharged to the atmosphere is less than or equal to 0.15 g/dscm (0.064 gr/dscf) corrected to 10 percent oxygen.

(ii) As an alternative to meeting the requirements of § 63.862(a)(1)(i), each owner or operator of a kraft or soda pulp mill may establish PM emissions limits for each existing kraft or soda recovery furnace, smelt dissolving tank, and lime kiln that operates 6,300 hours per year or more by:

(A) Establishing an overall PM emission limit for each existing process unit in the chemical recovery system at the kraft or soda pulp mill using the methods in § 63.865(a)(1) and (2).

(B) The emissions limits for each kraft recovery furnace, smelt dissolving tank, and lime kiln that are used to establish the overall PM limit in paragraph (a)(1)(ii)(A) of this section must not be less stringent than the emissions limitations required by § 60.282 of part 60 of this chapter for any kraft recovery furnace, smelt dissolving tank, or lime kiln that is subject to the requirements of § 60.282.

(C) Each owner or operator of an existing kraft or soda recovery furnace, smelt dissolving tank, or lime kiln must ensure that the PM emissions dis-

charged to the atmosphere from each of these sources are less than or equal to the applicable PM emissions limits, established using the methods in § 63.865(a)(1), that are used to establish the overall PM emissions limits in paragraph (a)(1)(ii)(A) of this section.

(D) Each owner or operator of an existing kraft or soda recovery furnace, smelt dissolving tank, or lime kiln must reestablish the emissions limits determined in paragraph (a)(1)(ii)(A) of this section if either of the actions in paragraphs (a)(1)(ii)(D)(I) and (2) of this section are taken:

(I) The air pollution control system for any existing kraft or soda recovery furnace, smelt dissolving tank, or lime kiln for which an emission limit was established in paragraph (a)(1)(ii)(A) of this section is modified (as defined in § 63.861) or replaced; or

(2) Any kraft or soda recovery furnace, smelt dissolving tank, or lime kiln for which an emission limit was established in paragraph (a)(1)(ii)(A) of this section is shut down for more than 60 consecutive days.

(iii) Each owner or operator of an existing kraft or soda recovery furnace, smelt dissolving tank, or lime kiln that operates less than 6,300 hours per year must comply with the applicable PM emissions limits for that process unit provided in paragraph (a)(1)(i) of this section.

(2) Except as specified in paragraph (d) of this section, the owner or operator of each existing sulfite combustion unit must ensure that the concentration of PM in the exhaust gases discharged to the atmosphere is less than or equal to 0.092 g/dscm (0.040 gr/dscf) corrected to 8 percent oxygen.

(b) *Standards for HAP metals: new sources.* (1) The owner or operator of any new kraft or soda recovery furnace must ensure that the concentration of PM in the exhaust gases discharged to the atmosphere is less than or equal to 0.034 g/dscm (0.015 gr/dscf) corrected to 8 percent oxygen.

(2) The owner or operator of any new kraft or soda smelt dissolving tank must ensure that the concentration of PM in the exhaust gases discharged to the atmosphere is less than or equal to 0.06 kg/Mg (0.12 lb/ton) of black liquor solids fired.

(3) The owner or operator of any new kraft or soda lime kiln must ensure that the concentration of PM in the exhaust gases discharged to the atmosphere is less than or equal to 0.023 g/dscm (0.010 gr/dscf) corrected to 10 percent oxygen.

(4) The owner or operator of any new sulfite combustion unit must ensure that the concentration of PM in the exhaust gases discharged to the atmosphere is less than or equal to 0.046 g/dscm (0.020 gr/dscf) corrected to 8 percent oxygen.

(c) *Standards for gaseous organic HAP.*

(1) The owner or operator of any new recovery furnace at a kraft or soda pulp mill must ensure that the concentration of gaseous organic HAP, as measured by methanol, discharged to the atmosphere is no greater than 0.012 kg/Mg (0.025 lb/ton) of black liquor solids fired.

(2) The owner or operator of each existing or new semichemical combustion unit must ensure that:

(i) The concentration of gaseous organic HAP, as measured by total hydrocarbons reported as carbon, discharged to the atmosphere is less than or equal to 1.49 kg/Mg (2.97 lb/ton) of black liquor solids fired; or

(ii) The gaseous organic HAP emissions, as measured by total hydrocarbons reported as carbon, are reduced by at least 90 percent prior to discharge of the gases to the atmosphere.

(d) *Alternative standard.* As an alternative to meeting the requirements of paragraph (a)(2) of this section, the owner or operator of the existing hog fuel dryer at Weyerhaeuser Paper Company's Cosmopolis, Washington facility (Emission Unit no. HD-14) must ensure that the mass of PM in the exhaust gases discharged to the atmosphere from the hog fuel dryer is less than or equal to 4.535 kilograms per hour (kg/hr) (10.0 pounds per hour (lb/hr)).

[66 FR 3193, Jan. 12, 2001, as amended at 68 FR 7713, Feb. 18, 2003; 68 FR 67954, Dec. 5, 2003]

**§ 63.863 Compliance dates.**

(a) The owner or operator of an existing affected source or process unit must comply with the requirements in this subpart no later than March 13, 2004.

(b) The owner or operator of a new affected source that has an initial start-up date after March 13, 2001 must comply with the requirements in this subpart immediately upon startup of the affected source, except as specified in § 63.6(b).

(c) The two existing semichemical combustion units at Georgia-Pacific Corporation's Big Island, VA facility must comply with the requirements of this subpart no later than March 13, 2004, except as provided in paragraphs (c)(1) and (c)(2) of this section.

(1) If Georgia-Pacific Corporation constructs a new black liquor gasification system at Big Island, VA, determines that its attempt to start up the new system has been a failure and, therefore, must construct another type of chemical recovery unit to replace the two existing semichemical combustion units at Big Island, then the two existing semichemical combustion units must comply with the requirements of this subpart by the earliest of the following dates: three years after Georgia-Pacific declares the gasification system a failure, upon startup of the new replacement unit(s), or March 1, 2008.

(2) After March 13, 2004 and if Georgia-Pacific Corporation constructs and successfully starts up a new black liquor gasification system, the provisions of this subpart will not apply to the two existing semichemical combustion units at Georgia-Pacific's facility in Big Island, VA for up to 1500 hours, while Georgia-Pacific conducts trials of the new gasification system on black liquor from a Kraft pulp mill.

[66 FR 3193, Jan. 12, 2001, as amended at 66 FR 16408, Mar. 26, 2001; 66 FR 37593, July 19, 2001; 68 FR 46108, Aug. 5, 2003]

**§ 63.864 Monitoring requirements.**

(a)–(c) [Reserved]

(d) *Continuous opacity monitoring system (COMS).* The owner or operator of each affected kraft or soda recovery furnace or lime kiln equipped with an ESP must install, calibrate, maintain, and operate a COMS according to the provisions in §§ 63.6(h) and 63.8 and paragraphs (d)(1) through (4) of this section.

(1)–(2) [Reserved]

(3) As specified in § 63.8(c)(4)(i), each COMS must complete a minimum of one cycle of sampling and analyzing for each successive 10-second period and one cycle of data recording for each successive 6-minute period.

(4) The COMS data must be reduced as specified in § 63.8(g)(2).

(e) *Continuous parameter monitoring system (CPMS)*. For each CPMS required in this section, the owner or operator of each affected source or process unit must meet the requirements in paragraphs (e)(1) through (14) of this section.

(1)–(9) [Reserved]

(10) The owner or operator of each affected kraft or soda recovery furnace, kraft or soda lime kiln, sulfite combustion unit, or kraft or soda smelt dissolving tank equipped with a wet scrubber must install, calibrate, maintain, and operate a CPMS that can be used to determine and record the pressure drop across the scrubber and the scrubbing liquid flow rate at least once every successive 15-minute period using the procedures in § 63.8(c), as well as the procedures in paragraphs (e)(10)(i) and (ii) of this section:

(i) The monitoring device used for the continuous measurement of the pressure drop of the gas stream across the scrubber must be certified by the manufacturer to be accurate to within a gage pressure of  $\pm 500$  pascals ( $\pm 2$  inches of water gage pressure); and

(ii) The monitoring device used for continuous measurement of the scrubbing liquid flow rate must be certified by the manufacturer to be accurate within  $\pm 5$  percent of the design scrubbing liquid flow rate.

(11) The owner or operator of each affected semichemical combustion unit equipped with an RTO must install, calibrate, maintain, and operate a CPMS that can be used to determine and record the operating temperature of the RTO at least once every successive 15-minute period using the procedures in § 63.8(c). The monitor must compute and record the operating temperature at the point of incineration of effluent gases that are emitted using a temperature monitor accurate to within  $\pm 1$  percent of the temperature being measured.

(12) The owner or operator of the affected hog fuel dryer at Weyerhaeuser Paper Company's Cosmopolis, Washington facility (Emission Unit no. HD-14) must meet the requirements in paragraphs (e)(12)(i) through (xi) of this section for each bag leak detection system.

(i) The owner or operator must install, calibrate, maintain, and operate each triboelectric bag leak detection system according to the "Fabric Filter Bag Leak Detection Guidance," (EPA-454/R-98-015, September 1997). This document is available from the U.S. Environmental Protection Agency (U.S. EPA); Office of Air Quality Planning and Standards; Emissions, Monitoring and Analysis Division; Emission Measurement Center, MD-D205-02, Research Triangle Park, NC 27711. This document is also available on the Technology Transfer Network under Emission Measurement Center Continuous Emission Monitoring. The owner or operator must install, calibrate, maintain, and operate other types of bag leak detection systems in a manner consistent with the manufacturer's written specifications and recommendations.

(ii) The bag leak detection system must be certified by the manufacturer to be capable of detecting PM emissions at concentrations of 10 milligrams per actual cubic meter (0.0044 grains per actual cubic foot) or less.

(iii) The bag leak detection system sensor must provide an output of relative PM loadings.

(iv) The bag leak detection system must be equipped with a device to continuously record the output signal from the sensor.

(v) The bag leak detection system must be equipped with an audible alarm system that will sound automatically when an increase in relative PM emissions over a preset level is detected. The alarm must be located where it is easily heard by plant operating personnel.

(vi) For positive pressure fabric filter systems, a bag leak detector must be installed in each baghouse compartment or cell.

(vii) For negative pressure or induced air fabric filters, the bag leak detector

must be installed downstream of the fabric filter.

(viii) Where multiple detectors are required, the system's instrumentation and alarm may be shared among detectors.

(ix) The baseline output must be established by adjusting the range and the averaging period of the device and establishing the alarm set points and the alarm delay time according to section 5.0 of the "Fabric Filter Bag Leak Detection Guidance."

(x) Following initial adjustment of the system, the sensitivity or range, averaging period, alarm set points, or alarm delay time may not be adjusted except as detailed in the site-specific monitoring plan. In no case may the sensitivity be increased by more than 100 percent or decreased more than 50 percent over a 365-day period unless such adjustment follows a complete fabric filter inspection which demonstrates that the fabric filter is in good operating condition. Record each adjustment.

(xi) The owner or operator must record the results of each inspection, calibration, and validation check.

(13) The owner or operator of each affected source or process unit that uses an ESP, wet scrubber, RTO, or fabric filter may monitor alternative control device operating parameters subject to prior written approval by the Administrator.

(14) The owner or operator of each affected source or process unit that uses an air pollution control system other than an ESP, wet scrubber, RTO, or fabric filter must provide to the Administrator an alternative monitoring request that includes the site-specific monitoring plan described in paragraph (a) of this section, a description of the control device, test results verifying the performance of the control device, the appropriate operating parameters that will be monitored, and the frequency of measuring and recording to establish continuous compliance with the standards. The alternative monitoring request is subject to the Administrator's approval. The owner or operator of the affected source or process unit must install, calibrate, operate, and maintain the monitor(s) in accordance with the alternative monitoring

request approved by the Administrator. The owner or operator must include in the information submitted to the Administrator proposed performance specifications and quality assurance procedures for the monitors. The Administrator may request further information and will approve acceptable test methods and procedures. The owner or operator must monitor the parameters as approved by the Administrator using the methods and procedures in the alternative monitoring request.

(f) [Reserved]

(g) The owner or operator of each affected source or process unit complying with the gaseous organic HAP standard of § 63.862(c)(1) through the use of an NDCE recovery furnace equipped with a dry ESP system is not required to conduct any continuous monitoring to demonstrate compliance with the gaseous organic HAP standard.

(h)–(i) [Reserved]

(j) *Determination of operating ranges.*

(1) During the initial performance test required in § 63.865, the owner or operator of any affected source or process unit must establish operating ranges for the monitoring parameters in paragraphs (e)(10) through (14) of this section, as appropriate; or

(2) The owner or operator may base operating ranges on values recorded during previous performance tests or conduct additional performance tests for the specific purpose of establishing operating ranges, provided that test data used to establish the operating ranges are or have been obtained using the test methods required in this subpart. The owner or operator of the affected source or process unit must certify that all control techniques and processes have not been modified subsequent to the testing upon which the data used to establish the operating parameter ranges were obtained.

(3) The owner or operator of an affected source or process unit may establish expanded or replacement operating ranges for the monitoring parameter values listed in paragraphs (e)(10) through (14) of this section and established in paragraph (j)(1) or (2) of this section during subsequent performance tests using the test methods in § 63.865.



(4) The owner or operator of the affected source or process unit must continuously monitor each parameter and determine the arithmetic average value of each parameter during each performance test. Multiple performance tests may be conducted to establish a range of parameter values.

(5)–(6) [Reserved]

(k) *On-going compliance provisions.* (1) Following the compliance date, owners or operators of all affected sources or process units are required to implement corrective action if the monitoring exceedances in paragraphs (k)(1)(i) through (vi) of this section occur:

(i) For a new or existing kraft or soda recovery furnace or lime kiln equipped with an ESP, when the average of ten consecutive 6-minute averages result in a measurement greater than 20 percent opacity;

(ii) For a new or existing kraft or soda recovery furnace, kraft or soda smelt dissolving tank, kraft or soda lime kiln, or sulfite combustion unit equipped with a wet scrubber, when any 3-hour average parameter value is outside the range of values established in paragraph (j) of this section.

(iii) For a new or existing semichemical combustion unit equipped with an RTO, when any 1-hour average temperature falls below the temperature established in paragraph (j) of this section;

(iv) For the hog fuel dryer at Weyerhaeuser Paper Company's Cosmopolis, Washington facility (Emission Unit no. HD-14), when the bag leak detection system alarm sounds.

(v) For an affected source or process unit equipped with an ESP, wet scrubber, RTO, or fabric filter and monitoring alternative operating parameters established in paragraph (e)(13) of this section, when any 3-hour average value is outside the range of parameter values established in paragraph (j) of this section; and

(vi) For an affected source or process unit equipped with an alternative air pollution control system and monitoring operating parameters approved by the Administrator as established in paragraph (e)(14) of this section, when any 3-hour average value is outside the

range of parameter values established in paragraph (j) of this section.

(2) Following the compliance date, owners or operators of all affected sources or process units are in violation of the standards of § 63.862 if the monitoring exceedances in paragraphs (k)(2)(i) through (vii) of this section occur:

(i) For an existing kraft or soda recovery furnace equipped with an ESP, when opacity is greater than 35 percent for 6 percent or more of the operating time within any quarterly period;

(ii) For a new kraft or soda recovery furnace or a new or existing lime kiln equipped with an ESP, when opacity is greater than 20 percent for 6 percent or more of the operating time within any quarterly period;

(iii) For a new or existing kraft or soda recovery furnace, kraft or soda smelt dissolving tank, kraft or soda lime kiln, or sulfite combustion unit equipped with a wet scrubber, when six or more 3-hour average parameter values within any 6-month reporting period are outside the range of values established in paragraph (j) of this section;

(iv) For a new or existing semichemical combustion unit equipped with an RTO, when any 3-hour average temperature falls below the temperature established in paragraph (j) of this section;

(v) For the hog fuel dryer at Weyerhaeuser Paper Company's Cosmopolis, Washington facility (Emission Unit no. HD-14), when corrective action is not initiated within 1 hour of a bag leak detection system alarm and the alarm is engaged for more than 5 percent of the total operating time in a 6-month block reporting period. In calculating the operating time fraction, if inspection of the fabric filter demonstrates that no corrective action is required, no alarm time is counted; if corrective action is required, each alarm is counted as a minimum of 1 hour; if corrective action is not initiated within 1 hour, the alarm time is counted as the actual amount of time taken to initiate corrective action.

**§ 63.865**

**40 CFR Ch. I (7–1–07 Edition)**

(vi) For an affected source or process unit equipped with an ESP, wet scrubber, RTO, or fabric filter and monitoring alternative operating parameters established in paragraph (e)(13) of this section, when six or more 3-hour average values within any 6-month reporting period are outside the range of parameter values established in paragraph (j) of this section; and

(vii) For an affected source or process unit equipped with an alternative air pollution control system and monitoring operating parameters approved by the Administrator as established in paragraph (e)(14) of this section, when six or more 3-hour average values within any 6-month reporting period are outside the range of parameter values established in paragraph (j) of this section.

(3) For purposes of determining the number of nonopacity monitoring exceedances, no more than one exceed-

ance will be attributed in any given 24-hour period.

[68 FR 7713, Feb. 18, 2003, as amended at 68 FR 42605, July 18, 2003; 68 FR 67955, Dec. 5, 2003; 71 FR 20458, Apr. 20, 2006]

**§ 63.865 Performance test requirements and test methods.**

The owner or operator of each affected source or process unit subject to the requirements of this subpart is required to conduct an initial performance test using the test methods and procedures listed in § 63.7 and paragraph (b) of this section, except as provided in paragraph (c)(1) of this section.

(a) The owner or operator of a process unit seeking to comply with a PM emission limit under § 63.862(a)(1)(ii)(A) must use the procedures in paragraphs (a)(1) and (2) of this section:

(1) Determine the overall PM emission limit for the chemical recovery system at the mill using Equation 1 of this section as follows:

$$EL_{PM} = \frac{[(C_{ref,RF})(Q_{RFtot}) + (C_{ref,LK})(Q_{LKtot})](F1)}{(BLS_{tot})} + ER1_{ref,SDT} \quad (Eq. 1)$$

Where:

$EL_{PM}$  = overall PM emission limit for all existing process units in the chemical recovery system at the kraft or soda pulp mill, kg/Mg (lb/ton) of black liquor solids fired.

$C_{ref,RF}$  = reference concentration of 0.10 g/dscm (0.044 gr/dscf) corrected to 8 percent oxygen for existing kraft or soda recovery furnaces.

$Q_{RFtot}$  = sum of the average volumetric gas flow rates measured during the performance test and corrected to 8 percent oxygen for all existing recovery furnaces in the chemical recovery system at the kraft or soda pulp mill, dry standard cubic meters per minute (dscm/min) (dry standard cubic feet per minute (dscf/min)).

$C_{ref,LK}$  = reference concentration of 0.15 g/dscm (0.064 gr/dscf) corrected to 10 percent oxygen for existing kraft or soda lime kilns.

$Q_{LKtot}$  = sum of the average volumetric gas flow rates measured during the performance test and corrected to 10 percent oxygen for all existing lime kilns in the chemical recovery system at the kraft or soda pulp mill, dscm/min (dscf/min).

$F1$  = conversion factor, 1.44 minutes-kilogram/day-gram (min·kg/d·g) (0.206 minutes-pound/day-grain (min·b/d·gr)).

$BLS_{tot}$  = sum of the average black liquor solids firing rates of all existing recovery furnaces in the chemical recovery system at the kraft or soda pulp mill measured during the performance test, megagrams per day (Mg/d) (tons per day (ton/d)) of black liquor solids fired.

$ER1_{ref,SDT}$  = reference emission rate of 0.10 kg/Mg (0.20 lb/ton) of black liquor solids fired for existing kraft or soda smelt dissolving tanks.

(2) Establish an emission limit for each kraft or soda recovery furnace, smelt dissolving tank, and lime kiln; and, using these emissions limits, determine the overall PM emission rate for the chemical recovery system at the mill using the procedures in paragraphs (a)(2)(i) through (v) of this section, such that the overall PM emission rate calculated in paragraph (a)(2)(v) of this section is less than or

## Environmental Protection Agency

§ 63.865

equal to the overall PM emission limit determined in paragraph (a)(1) of this section, as appropriate.

(i) The PM emission rate from each affected recovery furnace must be determined using Equation 2 of this section as follows:

$$ER_{RF} = (F1)(C_{EL, RF})(Q_{RF})/(BLS) \quad (\text{Eq. 2})$$

Where:

ER<sub>RF</sub>=emission rate from each recovery furnace, kg/Mg (lb/ton) of black liquor solids.  
F1=conversion factor, 1.44 min·kg/d·g (0.206 min·lb/d·gr).

C<sub>EL, RF</sub>=PM emission limit proposed by owner or operator for the recovery furnace, g/dscm (gr/dscf) corrected to 8 percent oxygen.

Q<sub>RF</sub>=average volumetric gas flow rate from the recovery furnace measured during the

performance test and corrected to 8 percent oxygen, dscm/min (dscf/min).

BLS=average black liquor solids firing rate of the recovery furnace measured during the performance test, Mg/d (ton/d) of black liquor solids.

(ii) The PM emission rate from each affected smelt dissolving tank must be determined using Equation 3 of this section as follows:

$$ER_{SDT} = (F1)(C_{EL, SDT})(Q_{SDT})/(BLS) \quad (\text{Eq. 3})$$

Where:

ER<sub>SDT</sub>=emission rate from each SDT, kg/Mg (lb/ton) of black liquor solids fired.

F1=conversion factor, 1.44 min·kg/d·g (0.206 min·lb/d·gr).

C<sub>EL, SDT</sub>=PM emission limit proposed by owner or operator for the smelt dissolving tank, g/dscm (gr/dscf).

Q<sub>SDT</sub>=average volumetric gas flow rate from the smelt dissolving tank measured during the performance test, dscm/min (dscf/min).

BLS=average black liquor solids firing rate of the associated recovery furnace measured during the performance test, Mg/d (ton/d) of black liquor solids fired.

If more than one SDT is used to dissolve the smelt from a given recovery furnace, then the black liquor solids firing rate of the furnace must be proportioned according to the size of the SDT.

(iii) The PM emission rate from each affected lime kiln must be determined using Equation 4 of this section as follows:

$$ER_{LK} = (F1)(C_{EL, LK})(Q_{LK})(CaO_{tot}/BLS_{tot})/(CaO_{LK}) \quad (\text{Eq. 4})$$

Where:

ER<sub>LK</sub>=emission rate from each lime kiln, kg/Mg (lb/ton) of black liquor solids.

F1=conversion factor, 1.44 min·kg/d·g (0.206 min·lb/d·gr).

C<sub>EL, LK</sub>=PM emission limit proposed by owner or operator for the lime kiln, g/dscm (gr/dscf) corrected to 10 percent oxygen.

Q<sub>LK</sub>=average volumetric gas flow rate from the lime kiln measured during the performance test and corrected to 10 percent oxygen, dscm/min (dscf/min).

CaO<sub>LK</sub>=lime production rate of the lime kiln, measured as CaO during the performance test, Mg/d (ton/d) of CaO.

CaO<sub>tot</sub>=sum of the average lime production rates for all existing lime kilns in the chemical recovery system at the mill measured as CaO during the performance test, Mg/d (ton/d).

BLS<sub>tot</sub>=sum of the average black liquor solids firing rates of all recovery furnaces in the chemical recovery system at the mill measured during the performance test, Mg/d (ton/d) of black liquor solids.

(iv) If more than one similar process unit is operated in the chemical recovery system at the kraft or soda pulp mill, Equation 5 of this section must be

used to calculate the overall PM emission rate from all similar process units in the chemical recovery system at the

mill and must be used in determining the overall PM emission rate for the chemical recovery system at the mill:

$$ER_{PU_{tot}} = ER_{PU_1} (PR_{PU_1} / PR_{tot}) + \dots + (ER_{PU_i}) (PR_{PU_i} / PR_{tot}) \quad (\text{Eq. 5})$$

Where:

$ER_{PU_{tot}}$ =overall PM emission rate from all similar process units, kg/Mg (lb/ton) of black liquor solids fired.

$ER_{PU_i}$ =PM emission rate from process unit No. i, kg/Mg (lb/ton) of black liquor solids fired, calculated using Equation 2, 3, or 4 in paragraphs (a)(2)(i) through (iii) of this section.

$PR_{PU_i}$ =black liquor solids firing rate in Mg/d (ton/d) for process unit No. i, if process unit is a recovery furnace or SDT. The CaO production rate in Mg/d (ton/d) for process unit No. i, if process unit is a lime kiln.

$PR_{tot}$ =total black liquor solids firing rate in Mg/d (ton/d) for all recovery furnaces in the chemical recovery system at the kraft or soda pulp mill if the similar process units are recovery furnaces or SDT, or the total CaO production rate in Mg/d (ton/d)

for all lime kilns in the chemical recovery system at the mill if the similar process units are lime kilns.

$ER_{PU_i}$ =PM emission rate from process unit No. i, kg/Mg (lb/ton) of black liquor solids fired.

$PR_{PU_i}$ =black liquor solids firing rate in Mg/d (ton/d) for process unit No. i, if process unit is a recovery furnace or SDT. The CaO production rate in Mg/d (ton/d) for process unit No. i, if process unit is a lime kiln.

i=number of similar process units located in the chemical recovery system at the kraft or soda pulp mill.

(v) The overall PM emission rate for the chemical recovery system at the mill must be determined using Equation 6 of this section as follows:

$$ER_{tot} = ER_{RF_{tot}} + ER_{SDT_{tot}} + ER_{LK_{tot}} \quad (\text{Eq. 6})$$

Where:

$ER_{tot}$ =overall PM emission rate for the chemical recovery system at the mill, kg/Mg (lb/ton) of black liquor solids fired.

$ER_{RF_{tot}}$ =PM emission rate from all kraft or soda recovery furnaces, calculated using Equation 2 or 5 in paragraphs (a)(2)(i) and (iv) of this section, where applicable, kg/Mg (lb/ton) of black liquor solids fired.

$ER_{SDT_{tot}}$ =PM emission rate from all smelt dissolving tanks, calculated using Equation 3 or 5 in paragraphs (a)(2)(ii) and (iv) of this section, where applicable, kg/Mg (lb/ton) of black liquor solids fired.

$ER_{LK_{tot}}$ =PM emission rate from all lime kilns, calculated using Equation 4 or 5 in paragraphs (a)(2)(iii) and (iv) of this section, where applicable, kg/Mg (lb/ton) of black liquor solids fired.

(vi) After the Administrator has approved the PM emissions limits for each kraft or soda recovery furnace, smelt dissolving tank, and lime kiln, the owner or operator complying with an overall PM emission limit established in § 63.862(a)(1)(ii) must demonstrate compliance with the HAP

metals standard by demonstrating compliance with the approved PM emissions limits for each affected kraft or soda recovery furnace, smelt dissolving tank, and lime kiln, using the test methods and procedures in paragraph (b) of this section.

(b) The owner or operator seeking to determine compliance with § 63.862(a), (b), or (d) must use the procedures in paragraphs (b)(1) through (6) of this section.

(1) For purposes of determining the concentration or mass of PM emitted from each kraft or soda recovery furnace, sulfite combustion unit, smelt dissolving tank, lime kiln, or the hog fuel dryer at Weyerhaeuser Paper Company's Cosmopolis, Washington facility (Emission Unit no. HD-14), Method 5 or 29 in appendix A of 40 CFR part 60 must be used, except that Method 17 in appendix A of 40 CFR part 60 may be used in lieu of Method 5 or Method 29 if a constant value of 0.009 g/dscm (0.004 gr/dscf) is added to the results of Method

17, and the stack temperature is no greater than 205 °C (400 °F). For Methods 5, 29, and 17, the sampling time and sample volume for each run must be at least 60 minutes and 0.90 dscm (31.8 dscf), and water must be used as the cleanup solvent instead of acetone in the sample recovery procedure.

(2) For sources complying with § 63.862(a) or (b), the PM concentration must be corrected to the appropriate oxygen concentration using Equation 7 of this section as follows:

$$C_{\text{corr}} = C_{\text{meas}} \times \frac{(21 - X)}{(21 - Y)} \quad (\text{Eq. 7})$$

Where:

$C_{\text{corr}}$  = The measured concentration corrected for oxygen, g/dscm (gr/dscf);

$C_{\text{meas}}$  = The measured concentration uncorrected for oxygen, g/dscm (gr/dscf);

$X$  = The corrected volumetric oxygen concentration (8 percent for kraft or soda recovery furnaces and sulfite combustion units and 10 percent for kraft or soda lime kilns); and

$Y$  = The measured average volumetric oxygen concentration.

(3) Method 3A or 3B in appendix A of 40 CFR part 60 must be used to determine the oxygen concentration. The voluntary consensus standard ANSI/ASME PTC 19.10-1981—Part 10 (incorporated by reference—see § 63.14) may be used as an alternative to using Method 3B. The gas sample must be taken at the same time and at the same traverse points as the particulate sample.

(4) For purposes of complying with of § 63.862(a)(1)(ii)(A), the volumetric gas flow rate must be corrected to the appropriate oxygen concentration using Equation 8 of this section as follows:

$$Q_{\text{corr}} = Q_{\text{meas}} \times (21 - Y) / (21 - X) \quad (\text{Eq. 8})$$

Where:

$Q_{\text{corr}}$  = the measured volumetric gas flow rate corrected for oxygen, dscm/min (dscf/min).

$Q_{\text{meas}}$  = the measured volumetric gas flow rate uncorrected for oxygen, dscm/min (dscf/min).

$Y$  = the measured average volumetric oxygen concentration.

$X$  = the corrected volumetric oxygen concentration (8 percent for kraft or soda recovery furnaces and 10 percent for kraft or soda lime kilns).

(5)(i) For purposes of selecting sampling port location and number of tra-

verse points, Method 1 or 1A in appendix A of 40 CFR part 60 must be used;

(ii) For purposes of determining stack gas velocity and volumetric flow rate, Method 2, 2A, 2C, 2D, 2F, or 2G in appendix A of 40 CFR part 60 must be used;

(iii) For purposes of conducting gas analysis, Method 3, 3A, or 3B in appendix A of 40 CFR part 60 must be used. The voluntary consensus standard ANSI/ASME PTC 19.10-1981—Part 10 (incorporated by reference—see § 63.14) may be used as an alternative to using Method 3B; and

(iv) For purposes of determining moisture content of stack gas, Method 4 in appendix A of 40 CFR part 60 must be used.

(6) Process data measured during the performance test must be used to determine the black liquor solids firing rate on a dry basis and the CaO production rate.

(c) The owner or operator of each affected source or process unit complying with the gaseous organic HAP standard in § 63.862(c)(1) must demonstrate compliance according to the provisions in paragraphs (c)(1) and (2) of this section.

(1) The owner or operator complying through the use of an NDCE recovery furnace equipped with a dry ESP system is not required to conduct any performance testing to demonstrate compliance with the gaseous organic HAP standard.

(2) The owner or operator complying without using an NDCE recovery furnace equipped with a dry ESP system must use Method 308 in appendix A of this part, as well as the methods listed in paragraphs (b)(5)(i) through (iv) of this section. The sampling time and sample volume for each Method 308 run must be at least 60 minutes and 0.014 dscm (0.50 dscf), respectively.

(i) The emission rate from any new NDCE recovery furnace must be determined using Equation 9 of this section as follows:

$$ER_{\text{NDCE}} = \frac{(\text{MR}_{\text{meas}})}{\text{BLS}} \quad (\text{Eq. 9})$$

Where:

$ER_{\text{NDCE}}$  = Methanol emission rate from the NDCE recovery furnace, kg/Mg (lb/ton) of black liquor solids fired;

MR<sub>meas</sub> = Measured methanol mass emission rate from the NDCE recovery furnace, kg/hr (lb/hr); and

BLS = Average black liquor solids firing rate of the NDCE recovery furnace, megagrams per hour (Mg/hr) (tons per hour (ton/hr))

determined using process data measured during the performance test.

(ii) The emission rate from any new DCE recovery furnace system must be determined using Equation 10 of this section as follows:

$$ER_{DCE} = \left[ \frac{(MR_{meas, RF})}{BLS_{RF}} \right] + \left[ \frac{MR_{meas, BLO}}{BLS_{BLO}} \right] \quad (\text{Eq. 10})$$

Where:

ER<sub>DCE</sub> = Methanol emission rate from each DCE recovery furnace system, kg/Mg (lb/ton) of black liquor solids fired;

MR<sub>meas, RF</sub> = Average measured methanol mass emission rate from each DCE recovery furnace, kg/hr (lb/hr);

MR<sub>meas, BLO</sub> = Average measured methanol mass emission rate from the black liquor oxidation system, kg/hr (lb/hr);

BLS<sub>RF</sub> = Average black liquor solids firing rate for each DCE recovery furnace, Mg/hr (ton/hr) determined using process data measured during the performance test; and

BLS<sub>BLO</sub> = The average mass rate of black liquor solids treated in the black liquor oxidation system, Mg/hr (ton/hr) determined using process data measured during the performance test.

(d) The owner or operator seeking to determine compliance with the gaseous organic HAP standards in § 63.862(c)(2) for semichemical combustion units must use Method 25A in appendix A of 40 CFR part 60, as well as the methods listed in paragraphs (b)(5)(i) through (iv) of this section. The sampling time for each Method 25A run must be at least 60 minutes. The calibration gas

for each Method 25A run must be propane.

(1) The emission rate from any new or existing semichemical combustion unit must be determined using Equation 11 of this section as follows:

$$ER_{SCCU} = \frac{(THC_{meas})}{BLS} \quad (\text{Eq. 11})$$

Where:

ER<sub>SCCU</sub> = THC emission rate reported as carbon from each semichemical combustion unit, kg/Mg (lb/ton) of black liquor solids fired;

THC<sub>meas</sub> = Measured THC mass emission rate reported as carbon, kg/hr (lb/hr); and

BLS = Average black liquor solids firing rate, Mg/hr (ton/hr); determined using process data measured during the performance test.

(2) If the owner or operator of the semichemical combustion unit has selected the percentage reduction standards for THC, under § 63.862(c)(2)(ii), the percentage reduction in THC emissions is computed using Equation 12 of this section as follows, provided that Ei and Eo are measured simultaneously:

$$(\%R_{THC}) = \left( \frac{E_i - E_o}{E_i} \right) \times 100 \quad (\text{Eq. 12})$$

Where:

%R<sub>THC</sub> = percentage reduction of total hydrocarbons emissions achieved.

E<sub>i</sub> = measured THC mass emission rate at the THC control device inlet, kg/hr (lb/hr).

E<sub>o</sub> = measured THC mass emission rate at the THC control device outlet, kg/hr (lb/hr).

[66 FR 3193, Jan. 12, 2001, as amended at 66 FR 37593, July 19, 2001; 68 FR 7716, Feb. 18, 2003; 68 FR 67955, Dec. 5, 2003]

**§ 63.866 Recordkeeping requirements.**

(a) *Startup, shutdown, and malfunction plan.* The owner or operator must develop a written plan as described in § 63.6(e)(3) that contains specific procedures for operating the source and maintaining the source during periods of startup, shutdown, and malfunction, and a program of corrective action for malfunctioning process and control systems used to comply with the standards. In addition to the information required in § 63.6(e), the plan must include the requirements in paragraphs (a)(1) and (2) of this section.

(1) Procedures for responding to any process parameter level that is inconsistent with the level(s) established under § 63.864(j), including the procedures in paragraphs (a)(1)(i) and (ii) of this section:

(i) Procedures to determine and record the cause of an operating parameter exceedance and the time the exceedance began and ended; and

(ii) Corrective actions to be taken in the event of an operating parameter exceedance, including procedures for recording the actions taken to correct the exceedance.

(2) The startup, shutdown, and malfunction plan also must include the schedules listed in paragraphs (a)(2)(i) and (ii) of this section:

(i) A maintenance schedule for each control technique that is consistent with, but not limited to, the manufacturer's instructions and recommendations for routine and long-term maintenance; and

(ii) An inspection schedule for each continuous monitoring system required under § 63.864 to ensure, at least once in each 24-hour period, that each continuous monitoring system is properly functioning.

(b) The owner or operator of an affected source or process unit must maintain records of any occurrence when corrective action is required under § 63.864(k)(1), and when a violation is noted under § 63.864(k)(2).

(c) In addition to the general records required by § 63.10(b)(2), the owner or operator must maintain records of the information in paragraphs (c)(1) through (7) of this section:

(1) Records of black liquor solids firing rates in units of Mg/d or ton/d for

all recovery furnaces and semichemical combustion units;

(2) Records of CaO production rates in units of Mg/d or ton/d for all lime kilns;

(3) Records of parameter monitoring data required under § 63.864, including any period when the operating parameter levels were inconsistent with the levels established during the initial performance test, with a brief explanation of the cause of the deviation, the time the deviation occurred, the time corrective action was initiated and completed, and the corrective action taken;

(4) Records and documentation of supporting calculations for compliance determinations made under §§ 63.865(a) through (d);

(5) Records of monitoring parameter ranges established for each affected source or process unit;

(6) Records certifying that an NDCE recovery furnace equipped with a dry ESP system is used to comply with the gaseous organic HAP standard in § 63.862(c)(1).

(7) For the bag leak detection system on the hog fuel dryer fabric filter at Weyerhaeuser Paper Company's Cosmopolis, Washington facility (Emission Unit no. HD-14), records of each alarm, the time of the alarm, the time corrective action was initiated and completed, and a brief description of the cause of the alarm and the corrective action taken.

(d) For operation under § 63.863(c)(2), Georgia-Pacific Corporation must keep a record of the hours of operation of the two existing semichemical combustion units at their Big Island, VA facility.

[66 FR 3193, Jan. 12, 2001, as amended at 66 FR 16408, Mar. 26, 2001; 68 FR 7718, Feb. 18, 2003; 69 FR 25323, May 6, 2004; 71 FR 20458, Apr. 20, 2006]

**§ 63.867 Reporting requirements.**

(a) *Notifications.* (1) The owner or operator of any affected source or process unit must submit the applicable notifications from subpart A of this part, as specified in Table 1 of this subpart.

(2) Notifications specific to Georgia-Pacific Corporation's affected sources in Big Island, Virginia.

(i) For a compliance extension under § 63.863(c)(1), submit a notice that provides the date of Georgia-Pacific's determination that the black liquor gasification system is not successful and the reasons why the technology is not successful. The notice must be submitted within 15 days of Georgia-Pacific's determination, but not later than March 16, 2005.

(ii) For operation under § 63.863(c)(2), submit a notice providing: a statement that Georgia-Pacific Corporation intends to run the Kraft black liquor trials, the anticipated period in which the trials will take place, and a statement explaining why the trials could not be conducted prior to March 1, 2005. The notice must be submitted at least 30 days prior to the start of the Kraft liquor trials.

(3) In addition to the requirements in subpart A of this part, the owner or operator of the hog fuel dryer at Weyerhaeuser Paper Company's Cosmopolis, Washington, facility (Emission Unit no. HD-14) must include analysis and supporting documentation demonstrating conformance with EPA guidance and specifications for bag leak detection systems in § 63.864(e)(12) in the Notification of Compliance Status.

(b) *Additional reporting requirements for HAP metals standards.* (1) Any owner or operator of a group of process units in a chemical recovery system at a mill complying with the PM emissions limits in § 63.862(a)(1)(ii) must submit the PM emissions limits determined in § 63.865(a) for each affected kraft or soda recovery furnace, smelt dissolving tank, and lime kiln to the Administrator for approval. The emissions limits must be submitted as part of the notification of compliance status required under subpart A of this part.

(2) Any owner or operator of a group of process units in a chemical recovery system at a mill complying with the PM emissions limits in § 63.862(a)(1)(ii) must submit the calculations and supporting documentation used in § 63.865(a)(1) and (2) to the Administrator as part of the notification of compliance status required under subpart A of this part.

(3) After the Administrator has approved the emissions limits for any

process unit, the owner or operator of a process unit must notify the Administrator before any of the actions in paragraphs (b)(3)(i) through (iv) of this section are taken:

(i) The air pollution control system for any process unit is modified or replaced;

(ii) Any kraft or soda recovery furnace, smelt dissolving tank, or lime kiln in a chemical recovery system at a kraft or soda pulp mill complying with the PM emissions limits in § 63.862(a)(1)(ii) is shut down for more than 60 consecutive days;

(iii) A continuous monitoring parameter or the value or range of values of a continuous monitoring parameter for any process unit is changed; or

(iv) The black liquor solids firing rate for any kraft or soda recovery furnace during any 24-hour averaging period is increased by more than 10 percent above the level measured during the most recent performance test.

(4) An owner or operator of a group of process units in a chemical recovery system at a mill complying with the PM emissions limits in § 63.862(a)(1)(ii) and seeking to perform the actions in paragraph (b)(3)(i) or (ii) of this section must recalculate the overall PM emissions limit for the group of process units and resubmit the documentation required in paragraph (b)(2) of this section to the Administrator. All modified PM emissions limits are subject to approval by the Administrator.

(c) *Excess emissions report.* The owner or operator must report quarterly if measured parameters meet any of the conditions specified in paragraph (k)(1) or (2) of § 63.864. This report must contain the information specified in § 63.10(c) of this part as well as the number and duration of occurrences when the source met or exceeded the conditions in § 63.864(k)(1), and the number and duration of occurrences when the source met or exceeded the conditions in § 63.864(k)(2). Reporting excess emissions below the violation thresholds of § 63.864(k) does not constitute a violation of the applicable standard.

(1) When no exceedances of parameters have occurred, the owner or operator must submit a semiannual report



## Environmental Protection Agency

## Pt. 63, Subpt. MM, Table 1

stating that no excess emissions occurred during the reporting period.

(2) The owner or operator of an affected source or process unit subject to the requirements of this subpart and subpart S of this part may combine excess emissions and/or summary reports for the mill.

[66 FR 3193, Jan. 12, 2001 as amended at 66 FR 16408, Mar. 26, 2001; 68 FR 7718, Feb. 18, 2003; 68 FR 42605, July 18, 2003; 68 FR 46108, Aug. 5, 2003; 69 FR 25323, May 6, 2004]

### § 63.868 Delegation of authority.

(a) In delegating implementation and enforcement authority to a State under section 112(d) of the Clean Air Act, the authorities contained in para-

graph (b) of this section must be retained by the Administrator and not transferred to a State.

(b) The authorities which will not be delegated to States are listed in paragraphs (b)(1) through (4) of this section:

(1) Approval of alternatives to standards in § 63.862 under § 63.6(g).

(2) Approval of major alternatives to test methods under § 63.7(e)(2)(ii) and (f) and as defined in § 63.90.

(3) Approval of major alternatives to monitoring under § 63.8(f) and as defined in § 63.90.

(4) Approval of major alternatives to recordkeeping and reporting under § 63.10(f) and as defined in § 63.90.

TABLE 1 TO SUBPART MM OF PART 63—GENERAL PROVISIONS APPLICABILITY TO SUBPART MM

General provisions reference	Summary of requirements	Applies to subpart MM	Explanation
63.1(a)(1) .....	General applicability of the General Provisions.	Yes .....	Additional terms defined in § 63.861; when overlap between subparts A and MM of this part, subpart MM takes precedence.
63.1(a)(2)–(14) .....	General applicability of the General Provisions.	Yes.	
63.1(b)(1) .....	Initial applicability determination.	No. ....	Subpart MM specifies the applicability in § 63.860.
63.1(b)(2) .....	Title V operating permit—see 40 CFR part 70.	Yes .....	All major affected sources are required to obtain a title V permit.
63.1(b)(3) .....	Record of the applicability determination.	No .....	All affected sources are subject to subpart MM according to the applicability definition of subpart MM.
63.1(c)(1) .....	Applicability of subpart A of this part after a relevant standard has been set.	Yes .....	Subpart MM clarifies the applicability of each paragraph of subpart A of this part to sources subject to subpart MM.
63.1(c)(2) .....	Title V permit requirement .....	Yes .....	All major affected sources are required to obtain a title V permit. There are no area sources in the pulp and paper mill source category.
63.1(c)(3) .....	[Reserved] .....	NA..	
63.1(c)(4) .....	Requirements for existing source that obtains an extension of compliance.	Yes.	
63.1(c)(5) .....	Notification requirements for an area source that increases HAP emissions to major source levels.	Yes.	
63.1(d) .....	[Reserved] .....	NA.	
63.1(e) .....	Applicability of permit program before a relevant standard has been set.	Yes.	
63.2 .....	Definitions .....	Yes .....	Additional terms defined in § 63.861; when overlap between subparts A and MM of this part occurs, subpart MM takes precedence.
63.3 .....	Units and abbreviations .....	Yes.	

## Pt. 63, Subpt. MM, Table 1

## 40 CFR Ch. I (7–1–07 Edition)

General provisions reference	Summary of requirements	Applies to subpart MM	Explanation
63.4 .....	Prohibited activities and circumvention.	Yes.	
63.5(a) .....	Construction and reconstruction—applicability.	Yes.	
63.5(b)(1) .....	Upon construction, relevant standards for new sources.	Yes.	
63.5(b)(2) .....	[Reserved] .....	NA.	
63.5(b)(3) .....	New construction/reconstruction.	Yes.	
63.5(b)(4) .....	Construction/reconstruction notification.	Yes.	
63.5(b)(5) .....	Construction/reconstruction compliance.	Yes.	
63.5(b)(6) .....	Equipment addition or process change.	Yes.	
63.5(c) .....	[Reserved] .....	NA.	
63.5(d) .....	Application for approval of construction/reconstruction.	Yes.	
63.5(e) .....	Construction/reconstruction approval.	Yes.	
63.5(f) .....	Construction/reconstruction approval based on prior State preconstruction review.	Yes.	
63.6(a)(1) .....	Compliance with standards and maintenance requirements—applicability.	Yes.	
63.6(a)(2) .....	Requirements for area source that increases emissions to become major.	Yes.	
63.6(b) .....	Compliance dates for new and reconstructed sources.	Yes.	
63.6(c) .....	Compliance dates for existing sources.	Yes, except for sources granted extensions under 63.863(c).	Subpart MM specifically stipulates the compliance schedule for existing sources.
63.6(d) .....	[Reserved] .....	NA.	
63.6(e) .....	Operation and maintenance requirements.	Yes.	
63.6(f) .....	Compliance with nonopacity emissions standards.	Yes.	
63.6(g) .....	Compliance with alternative nonopacity emissions standards.	Yes.	
63.6(h) .....	Compliance with opacity and visible emissions (VE) standards.	Yes .....	Subpart MM does not contain any opacity or VE standards; however, § 63.864 specifies opacity monitoring requirements.
63.6(i) .....	Extension of compliance with emission standards.	Yes, except for sources granted extensions under 63.863(c).	
63.6(j) .....	Exemption from compliance with emissions standards.	Yes.	
63.7(a)(1) .....	Performance testing requirements—applicability.	Yes .....	§ 63.865(c)(1) specifies the only exemption from performance testing allowed under subpart MM.
63.7(a)(2) .....	Performance test dates .....	Yes.	
63.7(a)(3) .....	Performance test requests by Administrator under CAA section 114.	Yes.	
63.7(b)(1) .....	Notification of performance test.	Yes.	
63.7(b)(2) .....	Notification of delay in conducting a scheduled performance test.	Yes.	
63.7(c) .....	Quality assurance program .....	Yes.	
63.7(d) .....	Performance testing facilities ..	Yes.	
63.7(e) .....	Conduct of performance tests	Yes.	
63.7(f) .....	Use of an alternative test method.	Yes.	
63.7(g) .....	Data analysis, recordkeeping, and reporting.	Yes.	

**Environmental Protection Agency**

**Pt. 63, Subpt. MM, Table 1**

General provisions reference	Summary of requirements	Applies to subpart MM	Explanation
63.7(h) .....	Waiver of performance tests ...	Yes .....	§ 63.865(c)(1) specifies the only exemption from performance testing allowed under subpart MM.
63.8(a) .....	Monitoring requirements—applicability.	Yes .....	See § 63.864.
63.8(b) .....	Conduct of monitoring .....	Yes .....	See § 63.864.
63.8(c) .....	Operation and maintenance of CMS.	Yes .....	See § 63.864.
63.8(d) .....	Quality control program .....	Yes .....	See § 63.864.
63.8(e)(1) .....	Performance evaluation of CMS.	Yes.	
63.8(e)(2) .....	Notification of performance evaluation.	Yes.	
63.8(e)(3) .....	Submission of site-specific performance evaluation test plan.	Yes.	
63.8(e)(4) .....	Conduct of performance evaluation and performance evaluation dates.	Yes.	
63.8(e)(5) .....	Reporting performance evaluation results.	Yes.	
63.8(f) .....	Use of an alternative monitoring method.	Yes.	
63.8(g) .....	Reduction of monitoring data ..	Yes.	
63.9(a) .....	Notification requirements—applicability and general information.	Yes.	
63.9(b) .....	Initial notifications .....	Yes.	
63.9(c) .....	Request for extension of compliance.	Yes.	
63.9(d) .....	Notification that source subject to special compliance requirements.	Yes.	
63.9(e) .....	Notification of performance test.	Yes.	
63.9(f) .....	Notification of opacity and VE observations.	Yes .....	Subpart MM does not contain any opacity or VE standards; however, § 63.864 specifies opacity monitoring requirements.
63.9(g)(1) .....	Additional notification requirements for sources with CMS.	Yes.	
63.9(g)(2) .....	Notification of compliance with opacity emissions standard.	Yes .....	Subpart MM does not contain any opacity or VE emissions standards; however, § 63.864 specifies opacity monitoring requirements.
63.9(g)(3) .....	Notification that criterion to continue use of alternative to relative accuracy testing has been exceeded.	Yes.	
63.9(h) .....	Notification of compliance status.	Yes.	
63.9(i) .....	Adjustment to time periods or postmark deadlines for submittal and review of required communications.	Yes.	
63.9(j) .....	Change in information already provided.	Yes.	
63.10(a) .....	Recordkeeping requirements—applicability and general information.	Yes .....	See § 63.866.
63.10(b)(1) .....	Records retention .....	Yes.	
63.10(b)(2) .....	Information and documentation to support notifications and demonstrate compliance.	Yes.	
63.10(b)(3) .....	Records retention for sources not subject to relevant standard.	Yes .....	Applicability requirements are given in § 63.860.
63.10(c) .....	Additional recordkeeping requirements for sources with CMS..	Yes.	

General provisions reference	Summary of requirements	Applies to subpart MM	Explanation
63.10(d)(1) .....	General reporting requirements.	Yes.	Subpart MM does not include any opacity or VE standards; however, § 63.864 specifies opacity monitoring requirements.
63.10(d)(2) .....	Reporting results of performance tests.	Yes.	
63.10(d)(3) .....	Reporting results of opacity or VE observations.	Yes .....	
63.10(d)(4) .....	Progress reports .....	Yes.	
63.10(d)(5) .....	Periodic and immediate start-up, shutdown, and malfunction reports.	Yes.	
63.10(e) .....	Additional reporting requirements for sources with CMS.	Yes.	The use of flares to meet the standards in subpart MM is not anticipated.
63.10(f) .....	Waiver of recordkeeping and reporting requirements.	Yes.	
63.11 .....	Control device requirements for flares.	No .....	
63.12 .....	State authority and delegations.	Yes.	
63.13 .....	Addresses of State air pollution control agencies and EPA Regional Offices.	Yes.	
63.14 .....	Incorporations by reference ....	Yes.	
63.15 .....	Availability of information and confidentiality.	Yes.	

[66 FR 3193, Jan. 12, 2001, as amended at 66 FR 16408, Mar. 26, 2001]

## Subpart OO—National Emission Standards for Tanks—Level 1

SOURCE: 61 FR 34184, July 1, 1996, unless otherwise noted.

### § 63.900 Applicability.

The provisions of this subpart apply to the control of air emissions from tanks for which another subpart of 40 CFR parts 60, 61, or 63 references the use of this subpart for such air emission control. These air emission standards for tanks are placed here for administrative convenience and only apply to those owners and operators of facilities subject to the other subparts that reference this subpart. The provisions of 40 CFR part 63, subpart A—General Provisions do not apply to this subpart except as noted in the subpart that references this subpart.

### § 63.901 Definitions.

All terms used in this subpart shall have the meaning given to them in the Act and in this section. If a term is defined in both this section and in another subpart that references the use of this subpart, then the definition in this

subpart shall take precedence when implementing this subpart.

*Closure device* means a cap, hatch, lid, plug, seal, valve, or other type of fitting that, when the device is secured in the closed position, prevents or reduces air emissions to the atmosphere by blocking an opening in a fixed roof. Closure devices include devices that are detachable from the cover (e.g., a sampling port cap), manually operated (e.g., a hinged access lid or hatch), or automatically operated (e.g., a spring-loaded pressure relief valve).

*Fixed roof* means a cover that is mounted on a tank in a stationary position and does not move with fluctuations in the level of the liquid managed in the tank.

*No detectable organic emissions* means no escape of organics to the atmosphere as determined using the procedure specified in § 63.905(a) of this subpart.

*Regulated-material* means the material (e.g. waste, wastewater, off-site material) required to be managed in tanks using air emission controls in accordance with the standards specified in this subpart.

*Safety device* means a closure device such as a pressure relief valve, frangible disc, fusible plug, or any other type of device which functions to prevent physical damage or permanent deformation to equipment by venting gases or vapors during unsafe conditions resulting from an unplanned, accidental, or emergency event. For the purpose of this subpart, a safety device is not used for routine venting of gases or vapors from the vapor headspace underneath a cover such as during filling of the unit or to adjust the pressure in this vapor headspace in response to normal daily diurnal ambient temperature fluctuations. A safety device is designed to remain in a closed position during normal operations and open only when the internal pressure, or another relevant parameter, exceeds the device threshold setting applicable to the equipment as determined by the owner or operator based on manufacturer recommendations, applicable regulations, fire protection and prevention codes, standard engineering codes and practices, or other requirements for the safe handling of flammable, combustible, explosive, reactive, or hazardous materials.

*Tank* means a stationary unit that is constructed primarily of nonearthen materials (such as wood, concrete, steel, fiberglass, or plastic) which provide structural support and is designed to hold an accumulation of liquids or other materials.

[61 FR 34184, July 1, 1996, as amended at 64 FR 38985, July 20, 1999]

#### § 63.902 Standards—Tank fixed roof.

(a) This section applies to owners and operators subject to this subpart and controlling air emissions from a tank using a fixed roof. This section does not apply to a fixed-roof tank that is also equipped with an internal floating roof.

(b) The tank shall be equipped with a fixed roof designed to meet the following specifications:

(1) The fixed roof and its closure devices shall be designed to form a continuous barrier over the entire surface area of the liquid in the tank. The fixed roof may be a separate cover installed on the tank (e.g., a removable cover mounted on an open-top tank) or may

be an integral part of the tank structural design (e.g., a horizontal cylindrical tank equipped with a hatch).

(2) The fixed roof shall be installed in a manner such that there are no visible cracks, holes, gaps, or other open spaces between roof section joints or between the interface of the roof edge and the tank wall.

(3) Each opening in the fixed roof, and any manifold system associated with the fixed roof, shall be either:

(i) equipped with a closure device designed to operate such that when the closure device is secured in the closed position there are no visible cracks, holes, gaps, or other open spaces in the closure device or between the perimeter of the opening and the closure device; or

(ii) connected by a closed-vent system that is vented to a control device. The control device shall remove or destroy organics in the vent stream, and shall be operating whenever regulated material is managed in the tank.

(4) The fixed roof and its closure devices shall be made of suitable materials that will minimize exposure of the regulated-material to the atmosphere, to the extent practical, and will maintain the integrity of the equipment throughout its intended service life. Factors to be considered when selecting the materials for and designing the fixed roof and closure devices shall include: organic vapor permeability, the effects of any contact with the liquid or its vapors managed in the tank; the effects of outdoor exposure to wind, moisture, and sunlight; and the operating practices used for the tank on which the fixed roof is installed.

(c) Whenever a regulated-material is in the tank, the fixed roof shall be installed with each closure device secured in the closed position except as follows:

(1) Opening of closure devices or removal of the fixed roof is allowed at the following times:

(i) To provide access to the tank for performing routine inspection, maintenance, or other activities needed for normal operations. Examples of such activities include those times when a worker needs to open a port to sample the liquid in the tank, or when a worker needs to open a hatch to maintain or

repair equipment. Following completion of the activity, the owner or operator shall promptly secure the closure device in the closed position or re-install the cover, as applicable, to the tank.

(ii) To remove accumulated sludge or other residues from the bottom of tank.

(2) Opening of a spring-loaded pressure-vacuum relief valve, conservation vent, or similar type of pressure relief device which vents to the atmosphere is allowed during normal operations for the purpose of maintaining the tank internal pressure in accordance with the tank design specifications. The device shall be designed to operate with no detectable organic emissions when the device is secured in the closed position. The settings at which the device opens shall be established such that the device remains in the closed position whenever the tank internal pressure is within the internal pressure operating range determined by the owner or operator based on the tank manufacturer recommendations, applicable regulations, fire protection and prevention codes, standard engineering codes and practices, or other requirements for the safe handling of flammable, combustible, explosive, reactive, or hazardous materials. Examples of normal operating conditions that may require these devices to open are during those times when the container internal pressure exceeds the internal pressure operating range for the tank as a result of loading operations or diurnal ambient temperature fluctuations.

(3) Opening of a safety device, as defined in § 63.901 of this subpart, is allowed at any time conditions require it to do so to avoid an unsafe condition.

(d) The owner or operator shall inspect the air emission control equipment in accordance with the requirements specified in § 63.906(a) of this subpart.

[61 FR 34184, July 1, 1996, as amended at 64 FR 38986, July 20, 1999]

**§§ 63.903–63.904 [Reserved]**

**§ 63.905 Test methods and procedures.**

(a) Procedure for determining no detectable organic emissions for the purpose of complying with this subpart.

(1) The test shall be conducted in accordance with the procedures specified in Method 21 of 40 CFR part 60, appendix A. Each potential leak interface (i.e., a location where organic vapor leakage could occur) on the cover and associated closure devices shall be checked. Potential leak interfaces that are associated with covers and closure devices include, but are not limited to: the interface of the cover and its foundation mounting; the periphery of any opening on the cover and its associated closure device; and the sealing seat interface on a spring-loaded pressure-relief valve.

(2) The test shall be performed when the unit contains a material having a total organic concentration representative of the range of concentrations for the materials expected to be managed in the unit. During the test, the cover and closure devices shall be secured in the closed position.

(3) The detection instrument shall meet the performance criteria of Method 21 of 40 CFR part 60, appendix A, except the instrument response factor criteria in section 3.1.2(a) of Method 21 shall be for the average composition of the organic constituents in the material placed in the unit, not for each individual organic constituent.

(4) The detection instrument shall be calibrated before use on each day of its use by the procedures specified in Method 21 of 40 CFR part 60, appendix A.

(5) Calibration gases shall be as follows:

(i) Zero air (less than 10 ppmv hydrocarbon in air); and

(ii) A mixture of methane or n-hexane in air at a concentration of approximately, but less than 10,000 ppmv.

(6) An owner or operator may choose to adjust or not adjust the detection instrument readings to account for the background organic concentration level. If an owner or operator chooses to adjust the instrument readings for the background level, the background level value must be determined according to the procedures in Method 21 of 40 CFR part 60, appendix A.

(7) Each potential leak interface shall be checked by traversing the instrument probe around the potential leak interface as close to the interface

as possible, as described in Method 21. In the case when the configuration of the cover or closure device prevents a complete traverse of the interface, all accessible portions of the interface shall be sampled. In the case when the configuration of the closure device prevents any sampling at the interface and the device is equipped with an enclosed extension or horn (e.g., some pressure relief devices), the instrument probe inlet shall be placed at approximately the center of the exhaust area to the atmosphere.

(8) An owner or operator must determine if a potential leak interface operates with no detectable emissions using the applicable procedure specified in paragraph (a)(8)(i) or (a)(8)(ii) of this section.

(i) If an owner or operator chooses not to adjust the detection instrument readings for the background organic concentration level, then the maximum organic concentration value measured by the detection instrument is compared directly to the applicable value for the potential leak interface as specified in paragraph (a)(9) of this section.

(ii) If an owner or operator chooses to adjust the detection instrument readings for the background organic concentration level, the value of the arithmetic difference between the maximum organic concentration value measured by the instrument and the background organic concentration value as determined in paragraph (a)(6) of this section is compared with the applicable value for the potential leak interface as specified in paragraph (a)(9) of this section.

(9) A potential leak interface is determined to operate with no detectable emissions using the applicable criteria specified in paragraphs (a)(9)(i) and (a)(9)(ii) of this section.

(i) For a potential leak interface other than a seal around a shaft that passes through a cover opening, the potential leak interface is determined to operate with no detectable organic emissions if the organic concentration value determined in paragraph (a)(8) is less than 500 ppmv.

(ii) For a seal around a shaft that passes through a cover opening, the potential leak interface is determined to

operate with no detectable organic emissions if the organic concentration value determined in paragraph (a)(8) is less than 10,000 ppmv.

(b) [Reserved]

[64 FR 38986, July 20, 1999]

#### § 63.906 Inspection and monitoring requirements.

(a) Owners and operators that use a tank equipped with a fixed roof in accordance with the provisions of § 63.902 of this subpart shall meet the following requirements:

(1) The fixed roof and its closure devices shall be visually inspected by the owner or operator to check for defects that could result in air emissions. Defects include, but are not limited to, visible cracks, holes, or gaps in the roof sections or between the roof and the tank wall; broken, cracked, or otherwise damaged seals or gaskets on closure devices; and broken or missing hatches, access covers, caps, or other closure devices.

(2) The owner or operator must perform an initial inspection following installation of the fixed roof. Thereafter, the owner or operator must perform the inspections at least once every calendar year except as provided for in paragraph (d) of this section.

(3) In the event that a defect is detected, the owner or operator shall repair the defect in accordance with the requirements of paragraph (b) of this section.

(4) The owner or operator shall maintain a record of the inspection in accordance with the requirements specified in § 63.907 (a) of this subpart.

(b) The owner or operator shall repair all detected defects as follows:

(1) The owner or operator shall make first efforts at repair of the defect no later than 5 calendar days after detection and repair shall be completed as soon as possible but no later than 45 calendar days after detection except as provided in paragraph (b)(2) of this section.

(2) Repair of a defect may be delayed beyond 45 calendar days if the owner or operator determines that repair of the defect requires emptying or temporary removal from service of the tank and no alternative tank capacity is available at the site to accept the regulated

material normally managed in the tank. In this case, the owner or operator shall repair the defect the next time alternative tank capacity becomes available and the tank can be emptied or temporarily removed from service, as necessary to complete the repair.

(c) The owner or operator shall maintain a record of the defect repair in accordance with the requirements specified in § 63.907(b) of this subpart.

(d) *Alternative inspection and monitoring interval.* Following the initial inspection and monitoring of a fixed roof in accordance with this section, subsequent inspection and monitoring of the equipment may be performed at intervals longer than 1 year when an owner or operator determines that performing the required inspection or monitoring procedures would expose a worker to dangerous, hazardous, or otherwise unsafe conditions and the owner or operator complies with the requirements specified in paragraphs (d)(1) and (d)(2) of this section.

(1) The owner or operator must prepare and maintain at the plant site written documentation identifying the specific air pollution control equipment designated as “unsafe to inspect and monitor.” The documentation must include for each piece of air pollution control equipment designated as such a written explanation of the reasons why the equipment is unsafe to inspect or monitor using the applicable procedures under this section.

(2) The owner or operator must develop and implement a written plan and schedule to inspect and monitor the air pollution control equipment using the applicable procedures specified in this section during times when a worker can safely access the air pollution control equipment. The required inspections and monitoring must be performed as frequently as practicable but do not need to be performed more frequently than the periodic schedule that would be otherwise applicable to the air pollution control equipment under the provisions of this section. A copy of the written plan and schedule must be maintained at the plant site.

[61 FR 34184, July 1, 1996, as amended at 64 FR 38986, July 20, 1999]

**§ 63.907 Recordkeeping requirements.**

(a) Each owner or operator shall prepare and maintain a record for each tank that includes the following information:

(1) A tank identification number (or other unique identification description as selected by the owner or operator).

(2) A description of the tank dimensions and the tank design capacity.

(3) The date that each inspection required by § 63.906 of this subpart is performed.

(b) The owner or operator shall record the following information for each defect detected during inspections required by § 63.906 of this subpart: the location of the defect, a description of the defect, the date of detection, and corrective action taken to repair the defect. In the event that repair of the defect is delayed in accordance with the provisions of § 63.907(b)(2) of this section, the owner or operator shall also record the reason for the delay and the date that completion of repair of the defect is expected.

**§ 63.908 Implementation and enforcement.**

(a) This subpart can be implemented and enforced by the U.S. EPA, or a delegated authority such as the applicable State, local, or Tribal agency. If the U.S. EPA Administrator has delegated authority to a State, local, or Tribal agency, then that agency, in addition to the U.S. EPA, has the authority to implement and enforce this subpart. Contact the applicable U.S. EPA Regional Office to find out if this subpart is delegated to a State, local, or Tribal agency.

(b) In delegating implementation and enforcement authority of this subpart to a State, local, or Tribal agency under subpart E of this part, the authorities contained in paragraph (c) of this section are retained by the Administrator of U.S. EPA and cannot be transferred to the State, local, or Tribal agency.

(c) The authorities that cannot be delegated to State, local, or Tribal agencies are as specified in paragraphs (c)(1) through (4) of this section.

(1) Approval of alternatives to the requirements in §§ 63.900 and 63.902.



(2) Approval of major alternatives to test methods under § 63.7(e)(2)(ii) and (f), as defined in § 63.90, and as required in this subpart.

(3) Approval of major alternatives to monitoring under § 63.8(f), as defined in § 63.90, and as required in this subpart.

(4) Approval of major alternatives to recordkeeping and reporting under § 63.10(f), as defined in § 63.90, and as required in this subpart.

[68 FR 37354, June 23, 2003]

### Subpart PP—National Emission Standards for Containers

SOURCE: 61 FR 34186, July 1, 1996, unless otherwise noted.

#### § 63.920 Applicability.

The provisions of this subpart apply to the control of air emissions from containers for which another subpart of 40 CFR parts 60, 61, or 63 references the use of this subpart for such air emission control. These air emission standards for containers are placed here for administrative convenience and only apply to those owners and operators of facilities subject to the other subparts that reference this subpart. The provisions of 40 CFR Part 63, subpart A—General Provisions do not apply to this subpart except as noted in the subpart that references this subpart.

#### § 63.921 Definitions.

All terms used in this subpart shall have the meaning given to them in the Act and in this section. If a term is defined in both this section and in another subpart that references the use of this subpart, then the definition in this subpart shall take precedence when implementing this subpart.

*Container* means a portable unit in which a material can be stored, transported, treated, disposed of, or otherwise handled. Examples of containers include but are not limited to drums, dumpsters, roll-off boxes, bulk cargo containers commonly known as “portable tanks” or “totes,” cargo tank trucks, and tank railcars.

*Closure device* means a cover, cap, hatch, lid, plug, seal, valve, or other type of fitting that prevents or reduces

air emissions to the atmosphere by blocking an opening in a container or its cover when the device is secured in the closed position. Closure devices include devices that are detachable from the container (e.g., a drum head, a threaded plug), manually operated (e.g., a hinged dumpster lid, a truck tank hatch), or automatically operated (e.g., a spring loaded pressure relief valve).

*Empty container* means a container for which either of the following conditions exists: the container meets the conditions for an empty container specified in 40 CFR 261.7(b); or all regulated-material has been removed from the container except for any regulated-material that remains on the interior surfaces of the container as clingage or in pools on the container bottom due to irregularities in the container.

*No detectable organic emissions* means no escape of organics to the atmosphere as determined using the procedure specified in § 63.925(a) of this subpart.

*Regulated-material* means the material (e.g. waste, wastewater, off-site material) required to be managed in containers using air emission controls in accordance with the standards specified in this subpart.

*Safety device* means a closure device such as a pressure relief valve, frangible disc, fusible plug, or any other type of device which functions to prevent physical damage or permanent deformation to equipment by venting gases or vapors during unsafe conditions resulting from an unplanned, accidental, or emergency event. For the purpose of this subpart, a safety device is not used for routine venting of gases or vapors from the vapor headspace underneath a cover such as during filling of the unit or to adjust the pressure in this vapor headspace in response to normal daily diurnal ambient temperature fluctuations. A safety device is designed to remain in a closed position during normal operations and open only when the internal pressure, or another relevant parameter, exceeds the device threshold setting applicable to the equipment as determined by the owner or operator based on manufacturer recommendations, applicable regulations, fire protection and prevention

codes, standard engineering codes and practices, or other requirements for the safe handling of flammable, combustible, explosive, reactive, or hazardous materials.

[61 FR 34186, July 1, 1996, as amended at 64 FR 38987, July 20, 1999]

**§ 63.922 Standards—Container Level 1 controls.**

(a) This section applies to owners and operators subject to this subpart and required to control air emissions from containers using Container Level 1 controls.

(b) A container using Container Level 1 controls is one of the following:

(1) A container that meets the applicable U.S. Department of Transportation (DOT) regulations on packaging hazardous materials for transportation as specified in paragraph (f) of this section.

(2) A container equipped with a cover and closure devices that form a continuous barrier over the container openings such that when the cover and closure devices are secured in the closed position there are no visible holes, gaps, or other open spaces into the interior of the container. The cover may be a separate cover installed on the container (e.g., a lid on a drum, a suitably secured tarp on a roll-off box) or may be an integral part of the container structural design (e.g., a bulk cargo container equipped with a screw-type cap).

(3) An open-top container in which an organic vapor-suppressing barrier is placed on or over the regulated-material in the container such that no regulated-material is exposed to the atmosphere. One example of such a barrier is application of a suitable organic-vapor suppressing foam.

(c) A container used to meet the requirements of either paragraph (b)(2) or (b)(3) of this section shall be equipped with covers and closure devices, as applicable to the container, that are composed of suitable materials to minimize exposure of the regulated-material to the atmosphere and to maintain the equipment integrity for as long as it is in service. Factors to be considered when selecting the materials for and designing the cover and closure devices shall include: organic vapor perme-

ability, the effects of contact with the material or its vapor managed in the container; the effects of outdoor exposure to wind, moisture, and sunlight; and the operating practices used for container on which the cover is installed.

(d) Whenever a regulated-material is in a container using Container Level 1 controls, the owner or operator shall install all covers and closure devices for the container, and secure and maintain each closure device in the closed position except as follows:

(1) Opening of a closure device or cover is allowed for the purpose of adding material to the container as follows:

(i) In the case when the container is filled to the intended final level in one continuous operation, the owner or operator shall promptly secure the closure devices in the closed position and install the covers, as applicable to the container, upon conclusion of the filling operation.

(ii) In the case when discrete quantities or batches of material intermittently are added to the container over a period of time, the owner or operator shall promptly secure the closure devices in the closed position and install covers, as applicable to the container, upon either: the container being filled to the intended final level; the completion of a batch loading after which no additional material will be added to the container within 15 minutes; the person performing the loading operation leaves the immediate vicinity of the container; or the shutdown of the process generating the material being added to the container, whichever condition occurs first.

(2) Opening of a closure device or cover is allowed for the purpose of removing material from the container as follows:

(i) For the purpose of meeting the requirements of this section, an empty container as defined in § 63.921 of this subpart may be open to the atmosphere at any time (e.g., covers and closure devices are not required to be secured in the closed position on an empty container).

(ii) In the case when discrete quantities or batches of material are removed from the container but the container does not meet the conditions to be an empty container as defined in § 63.921 of this subpart, the owner or operator shall promptly secure the closure devices in the closed position and install covers, as applicable to the container, upon the completion of a batch removal after which no additional material will be removed from the container within 15 minutes, or the person performing the unloading operation leaves the immediate vicinity of the container, whichever condition occurs first.

(3) Opening of a closure device or cover is allowed when access inside the container is needed to perform routine activities other than transfer of regulated-material. Examples of such activities include those times when a worker needs to open a port to measure the depth of or sample the material in the container, or when a worker needs to open a manhole hatch to access equipment inside the container. Following completion of the activity, the owner or operator shall promptly secure the closure device in the closed position or reinstall the cover, as applicable to the container.

(4) Opening of a spring-loaded pressure-vacuum relief valve, conservation vent, or similar type of pressure relief device which vents to the atmosphere is allowed during normal operations for the purpose of maintaining the container internal pressure in accordance with the container design specifications. The device shall be designed to operate with no detectable organic emissions when the device is secured in the closed position. The settings at which the device opens shall be established such that the device remains in the closed position whenever the container internal pressure is within the internal pressure operating range determined by the owner or operator based on container manufacturer recommendations, applicable regulations, fire protection and prevention codes, standard engineering codes and practices, or other requirements for the safe handling of flammable, ignitable, explosive, reactive, or hazardous materials. Examples of normal operating

conditions that may require these devices to open are during those times when the container internal pressure exceeds the internal pressure operating range for the container as a result of loading operations or diurnal ambient temperature fluctuations.

(5) Opening of a safety device, as defined in § 63.921 of this subpart, is allowed at any time conditions require it to do so to avoid an unsafe condition.

(e) The owner or operator shall inspect containers using Container Level 1 controls in accordance with the procedures specified in § 63.926(a) of this subpart.

(f) For the purpose of compliance with paragraph (b)(1) of this section, containers shall be used that meet the applicable U.S. DOT regulations on packaging hazardous materials for transportation as follows:

(1) The container meets the applicable requirements specified in 49 CFR part 178—Specifications for Packagings or 49 CFR part 179—Specifications for Tank Cars.

(2) Regulated-material is managed in the container in accordance with the applicable requirements specified in 49 CFR part 107 subpart B—Exemptions; 49 CFR part 172—Hazardous Materials Table, Special Provisions, Hazardous Materials Communications, Emergency Response Information, and Training Requirements; 49 CFR part 173—Shippers—General Requirements for Shipments and Packaging; and 49 CFR part 180—Continuing Qualification and Maintenance of Packagings.

(3) For the purpose of complying with this subpart, no exceptions to the 49 CFR part 178 or part 179 regulations are allowed except as provided for in paragraph (f)(4) of this section.

(4) For a lab pack that is managed in accordance with the requirements of 49 CFR part 178 for the purpose of complying with this subpart, an owner or operator may comply with the exceptions for those packagings specified in 49 CFR 173.12(b).

#### **§ 63.923 Standards—Container Level 2 controls.**

(a) This section applies to owners and operators subject to this subpart and required to control air emissions from

containers using Container Level 2 controls.

(b) A container using Container Level 2 controls is one of the following:

(1) A container that meets the applicable U.S. Department of Transportation (DOT) regulations on packaging hazardous materials for transportation as specified in paragraph (f) of this section.

(2) A container that has been demonstrated to operate with no detectable organic emissions as defined in § 63.921 of this subpart.

(3) A container that has been demonstrated within the preceding 12 months to be vapor-tight by using Method 27 in Appendix A of 40 CFR part 60 in accordance with the procedure specified in § 63.925(b) of this subpart.

(c) Transfer of regulated-material in to or out of a container using Container Level 2 controls shall be conducted in such a manner as to minimize exposure of the regulated-material to the atmosphere, to the extent practical, considering the physical properties of the regulated-material and good engineering and safety practices for handling flammable, ignitable, explosive, or other hazardous materials. Examples of container loading procedures that meet the requirements of this paragraph include using any one of the following: a submerged-fill pipe or other submerged-fill method to load liquids into the container; a vapor-balancing system or a vapor-recovery system to collect and control the vapors displaced from the container during filling operations; or a fitted opening in the top of a container through which the regulated-material is filled, with subsequent purging of the transfer line before removing it from the container opening.

(d) Whenever a regulated-material is in a container using Container Level 2 controls, the owner or operator shall install all covers and closure devices for the container, and secure and maintain each closure device in the closed position except as follows:

(1) Opening of a closure device or cover is allowed for the purpose of adding material to the container as follows:

(i) In the case when the container is filled to the intended final level in one continuous operation, the owner or operator shall promptly secure the closure devices in the closed position and install the covers, as applicable to the container, upon conclusion of the filling operation.

(ii) In the case when discrete quantities or batches of material intermittently are added to the container over a period of time, the owner or operator shall promptly secure the closure devices in the closed position and install covers, as applicable to the container, upon either the container being filled to the intended final level, the completion of a batch loading after which no additional material will be added to the container within 15 minutes, the person performing the loading operation leaves the immediate vicinity of the container, or the shutdown of the process generating the material being added to the container, whichever condition occurs first.

(2) Opening of a closure device or cover is allowed for the purpose of removing material from the container as follows:

(i) For the purpose of meeting the requirements of this section, an empty container as defined in § 63.921 of this subpart may be open to the atmosphere at any time (e.g., covers and closure devices are not required to be secured in the closed position on an empty container).

(ii) In the case when discrete quantities or batches of material are removed from the container but the container does not meet the conditions to be an empty container as defined in § 63.921 of this subpart, the owner or operator shall promptly secure the closure devices in the closed position and install covers, as applicable to the container, upon the completion of a batch removal after which no additional material will be removed from the container within 15 minutes or the person performing the unloading operation leaves the immediate vicinity of the container, whichever condition occurs first.

(3) Opening of a closure device or cover is allowed when access inside the container is needed to perform routine

activities other than transfer of regulated-material. Examples of such activities include those times when a worker needs to open a port to measure the depth of or sample the material in the container, or when a worker needs to open a manhole hatch to access equipment inside the container. Following completion of the activity, the owner or operator shall promptly secure the closure device in the closed position or reinstall the cover, as applicable to the container.

(4) Opening of a spring-loaded pressure-vacuum relief valve, conservation vent, or similar type of pressure relief device which vents to the atmosphere is allowed during normal operations for the purpose of maintaining the container internal pressure in accordance with the container design specifications. The device shall be designed to operate with no detectable organic emissions when the device is secured in the closed position. The settings at which the device opens shall be established such that the device remains in the closed position whenever the container internal pressure is within the internal pressure operating range determined by the owner or operator based on container manufacturer recommendations, applicable regulations, fire protection and prevention codes, standard engineering codes and practices, or other requirements for the safe handling of flammable, combustible, explosive, reactive, or hazardous materials. Examples of normal operating conditions that may require these devices to open are during those times when the container internal pressure exceeds the internal pressure operating range for the container as a result of loading operations or diurnal ambient temperature fluctuations.

(5) Opening of a safety device, as defined in § 63.921 of this subpart, is allowed at any time conditions require it to do so to avoid an unsafe condition.

(e) The owner or operator shall inspect containers using Container Level 2 controls in accordance with the procedures specified in § 63.926(a) of this subpart.

(f) For the purpose of compliance with paragraph (b)(1) of this section, containers shall be used that meet the applicable U.S. DOT regulations on

packaging hazardous materials for transportation as follows:

(1) The container meets the applicable requirements specified in 49 CFR part 178—Specifications for Packagings or 49 CFR part 179—Specifications for Tank Cars.

(2) Regulated-material is managed in the container in accordance with the applicable requirements specified in 49 CFR part 107 subpart B—Exemptions; 49 CFR part 172—Hazardous Materials Table, Special Provisions, Hazardous Materials Communications, Emergency Response Information, and Training Requirements; 49 CFR part 173—Shippers—General Requirements for Shipments and Packaging; and 49 CFR part 180—Continuing Qualification and Maintenance of Packagings.

(3) For the purpose of complying with this subpart, no exceptions to the 49 CFR part 178 or part 179 regulations are allowed except as provided for in paragraph (f)(4) of this section.

(4) For a lab pack that is managed in accordance with the requirements of 49 CFR part 178 for the purpose of complying with this subpart, an owner or operator may comply with the exceptions for those packagings specified in 49 CFR 173.12(b).

#### **§ 63.924 Standards—Container Level 3 controls.**

(a) This section applies to owners and operators subject to this subpart and required to control air emissions from containers using Container Level 3 controls.

(b) A container using Container Level 3 controls is one of the following:

(1) A container that is vented directly through a closed-vent system to a control device in accordance with the requirements of paragraphs (c)(2) of this section.

(2) A container that is vented inside an enclosure which is exhausted through a closed-vent system to a control device in accordance with the requirements of paragraphs (c)(1) and (c)(2) of this section.

(c) The owner or operator shall meet the following requirements as applicable to the type of air emission control equipment selected by the owner or operator:

(1) The enclosure shall be designed and operated in accordance with the criteria for a permanent total enclosure as specified in “Procedure T—Criteria for and Verification of a Permanent or Temporary Total Enclosure” under 40 CFR 52.741, Appendix B. The enclosure may have permanent or temporary openings to allow worker access; passage of containers through the enclosure by conveyor or other mechanical means; entry of permanent mechanical or electrical equipment; or to direct airflow into the enclosure. The owner or operator shall perform the verification procedure for the enclosure as specified in Section 5.0 to “Procedure T—Criteria for and Verification of a Permanent or Temporary Total Enclosure” initially when the enclosure is first installed and, thereafter, annually.

(2) The closed-vent system and control device shall be designed and operated in accordance with the requirements of § 63.693.

(d) Safety devices, as defined in § 63.921 of this subpart, may be installed and operated as necessary on any container, enclosure, closed-vent system, or control device used to comply with this section.

[61 FR 34184, July 1, 1996, as amended at 66 FR 1267, Jan. 8, 2001]

#### § 63.925 Test methods and procedures.

(a) Procedures for determining no detectable organic emissions for the purpose of complying with this subpart.

(1) The test shall be conducted in accordance with the procedures specified in Method 21 of 40 CFR part 60, appendix A. Each potential leak interface (i.e., a location where organic vapor leakage could occur) on the cover and associated closure devices shall be checked. Potential leak interfaces that are associated with covers and closure devices include, but are not limited to: the interface of the cover and its foundation mounting; the periphery of any opening on the cover and its associated closure device; and the sealing seat interface on a spring-loaded pressure-relief valve.

(2) The test shall be performed when the unit contains a material having a total organic concentration representative of the range of concentrations for

the materials expected to be managed in the unit. During the test, the cover and closure devices shall be secured in the closed position.

(3) The detection instrument shall meet the performance criteria of Method 21 of 40 CFR part 60, appendix A, except the instrument response factor criteria in section 3.1.2(a) of Method 21 shall be for the average composition of the organic constituents in the material placed in the unit, not for each individual organic constituent.

(4) The detection instrument shall be calibrated before use on each day of its use by the procedures specified in Method 21 of 40 CFR part 60, appendix A.

(5) Calibration gases shall be as follows:

(i) Zero air (less than 10 ppmv hydrocarbon in air); and

(ii) A mixture of methane or n-hexane in air at a concentration of approximately, but less than 10,000 ppmv.

(6) An owner or operator may choose to adjust or not adjust the detection instrument readings to account for the background organic concentration level. If an owner or operator chooses to adjust the instrument readings for the background level, the background level value must be determined according to the procedures in Method 21 of 40 CFR part 60, appendix A.

(7) Each potential leak interface shall be checked by traversing the instrument probe around the potential leak interface as close to the interface as possible, as described in Method 21. In the case when the configuration of the cover or closure device prevents a complete traverse of the interface, all accessible portions of the interface shall be sampled. In the case when the configuration of the closure device prevents any sampling at the interface and the device is equipped with an enclosed extension or horn (e.g., some pressure relief devices), the instrument probe inlet shall be placed at approximately the center of the exhaust area to the atmosphere.

(8) An owner or operator must determine if a potential leak interface operates with no detectable emissions using the applicable procedure specified in paragraph (a)(8)(i) or (a)(8)(ii) of this section.

(i) If an owner or operator chooses not to adjust the detection instrument readings for the background organic concentration level, then the maximum organic concentration value measured by the detection instrument is compared directly to the applicable value for the potential leak interface as specified in paragraph (a)(9) of this section.

(ii) If an owner or operator chooses to adjust the detection instrument readings for the background organic concentration level, the value of the arithmetic difference between the maximum organic concentration value measured by the instrument and the background organic concentration value as determined in paragraph (a)(6) of this section is compared with the applicable value for the potential leak interface as specified in paragraph (a)(9) of this section.

(9) A potential leak interface is determined to operate with no detectable emissions using the applicable criteria specified in paragraphs (a)(9)(i) and (a)(9)(ii) of this section.

(i) For a potential leak interface other than a seal around a shaft that passes through a cover opening, the potential leak interface is determined to operate with no detectable organic emissions if the organic concentration value determined in paragraph (a)(8) is less than 500 ppmv.

(ii) For a seal around a shaft that passes through a cover opening, the potential leak interface is determined to operate with no detectable organic emissions if the organic concentration value determined in paragraph (a)(8) is less than 10,000 ppmv.

(b) Procedure for determining a container to be vapor-tight for the purpose of complying with this subpart.

(1) The test shall be performed in accordance with Method 27 of 40 CFR part 60, appendix A of this chapter.

(2) A pressure measurement device shall be used that has a precision of  $\pm 2.5$  mm water and that is capable of measuring above the pressure at which the container is to be tested for vapor tightness.

(3) If the test results determined by Method 27 indicate that the container sustains a pressure change less than or equal to 750 Pascals within 5 minutes

after it is pressurized to a minimum of 4,500 Pascals, then the container is determined to be vapor-tight.

[61 FR 34186, July 1, 1996, as amended at 64 FR 38987, July 20, 1999]

#### **§ 63.926 Inspection and monitoring requirements.**

(a) Owners and operators of containers using either Container Level 1 or Container Level 2 controls in accordance with the provisions of § 63.922 and § 63.923 of this subpart, respectively, shall inspect the container and its cover and closure devices as follows:

(1) In the case when a regulated-material already is in the container at the time the owner or operator first accepts possession of the container at the facility site and the container is not emptied (i.e., does not meet the conditions for an empty container as defined in § 63.921 of this subpart) within 24 hours after the container has been accepted at the facility site, the container and its cover and closure devices shall be visually inspected by the owner or operator to check for visible cracks, holes, gaps, or other open spaces into the interior of the container when the cover and closure devices are secured in the closed position. This inspection of the container must be conducted on or before the date that the container is accepted at the facility (i.e., the date that the container becomes subject to the standards under this subpart). For the purpose of this requirement, the date of acceptance is the date of signature of the facility owner or operator on the manifest or shipping papers accompanying the container. If a defect is detected, the owner or operator shall repair the defect in accordance with the requirements of paragraph (a)(3) of this section.

(2) In the case when a container filled or partially filled with regulated-material remains unopened at the facility site for a period of 1 year or more, the container and its cover and closure devices shall be visually inspected by the owner or operator initially and thereafter, at least once every calendar year, to check for visible cracks, holes, gaps, or other open spaces into the interior of the container when the cover and closure devices are secured in the

## § 63.927

closed position. If a defect is detected, the owner or operator shall repair the defect in accordance with the requirements of paragraph (a)(3) of this section.

(3) When a defect is detected for the container, cover, or closure devices, the owner or operator must either empty the regulated-material from the defective container in accordance with paragraph (a)(3)(i) of this section or repair the defective container in accordance with paragraph (a)(3)(ii) of this section.

(i) If the owner or operator elects to empty the regulated-material from the defective container, the owner or operator must remove the regulated-material from the defective container to meet the conditions for an empty container (as defined in § 63.921 of this subpart) and transfer the removed regulated-material to either a container that meets the applicable standards under this subpart or to a tank, process, or treatment unit that meets the applicable standards under the subpart referencing this subpart. Transfer of the regulated-material must be completed no later than 5 calendar days after detection of the defect. The emptied defective container must be either repaired, destroyed, or used for purposes other than management of regulated-material.

(ii) If the owner or operator elects not to empty the regulated-material from the defective container, the owner or operator must repair the defective container. First efforts at repair of the defect must be made no later than 24 hours after detection and repair must be completed as soon as possible but no later than 5 calendar days after detection. If repair of a defect cannot be completed within 5 calendar days, then the regulated-material must be emptied from the container and the container must not be used to manage regulated-material until the defect is repaired.

(b) Owners and operators using Container Level 3 controls in accordance with the provisions of § 63.924 of this subpart shall inspect and monitor the closed-vent systems and control devices in accordance with the requirements of § 63.693 in 40 CFR Part 63, subpart DD—National Emission Standards

## 40 CFR Ch. I (7–1–07 Edition)

for Hazardous Air Pollutants from Off-Site Waste and Recovery Operations.

[61 FR 34186, July 1, 1996, as amended at 64 FR 38988, July 20, 1999]

### § 63.927 Recordkeeping requirements.

(a) Owners and operators that use Container Level 3 controls in accordance with the provisions of § 63.924 of this subpart shall prepare and maintain the following records:

(1) Records for the most recent set of calculations and measurements performed by the owner or operator to verify that the enclosure meets the criteria of a permanent total enclosure as specified in “Procedure T—Criteria for and Verification of a Permanent or Temporary Total Enclosure” under 40 CFR 52.741, Appendix B.

(2) Records required for the closed-vent system and control device in accordance with the requirements of § 63.693 in 40 CFR Part 63, subpart DD—National Emission Standards for Hazardous Air Pollutants from Off-Site Waste and Recovery Operations.

(b) [Reserved]

### § 63.928 Reporting requirements.

(a) For owners and operators that use Container Level 3 controls in accordance with the provisions of § 63.924 of this subpart, the owner or operator shall prepare and submit to the Administrator the reports required for closed-vent systems and control devices in accordance with the requirements of § 63.693 in 40 CFR Part 63, subpart DD—National Emission Standards for Hazardous Air Pollutant Standards from Off-Site Waste and Recovery Operations.

(b) [Reserved]

### § 63.929 Implementation and enforcement.

(a) This subpart can be implemented and enforced by the U.S. EPA, or a delegated authority such as the applicable State, local, or Tribal agency. If the U.S. EPA Administrator has delegated authority to a State, local, or Tribal agency, then that agency, in addition to the U.S. EPA, has the authority to implement and enforce this subpart. Contact the applicable U.S. EPA Regional Office to find out if this subpart



## Environmental Protection Agency

## § 63.941

is delegated to a State, local, or Tribal agency.

(b) In delegating implementation and enforcement authority of this subpart to a State, local, or Tribal agency under subpart E of this part, the authorities contained in paragraph (c) of this section are retained by the Administrator of U.S. EPA and cannot be transferred to the State, local, or Tribal agency.

(c) The authorities that cannot be delegated to State, local, or Tribal agencies are as specified in paragraphs (c)(1) through (4) of this section.

(1) Approval of alternatives to the requirements in §§63.920 and 63.922 through 63.924. Where these standards reference another subpart, the cited provisions will be delegated according to the delegation provisions of the referenced subpart.

(2) Approval of major alternatives to test methods under §63.7(e)(2)(ii) and (f), as defined in §63.90, and as required in this subpart.

(3) Approval of major alternatives to monitoring under §63.8(f), as defined in §63.90, and as required in this subpart.

(4) Approval of major alternatives to recordkeeping and reporting under §63.10(f), as defined in §63.90, and as required in this subpart.

[68 FR 37355, June 23, 2003]

### Subpart QQ—National Emission Standards for Surface Impoundments

SOURCE: 61 FR 34190, July 1, 1996, unless otherwise noted.

#### § 63.940 Applicability.

The provisions of this subpart apply to the control of air emissions from surface impoundments for which another subpart of 40 CFR parts 60, 61, or 63 references the use of this subpart for such air emission control. These air emission standards for surface impoundments are placed here for administrative convenience and only apply to those owners and operators of facilities subject to the other subparts that reference this subpart. The provisions of 40 CFR part 63, subpart AA—General Provisions do not apply to this subpart

except as noted in the subpart that references this subpart.

#### § 63.941 Definitions.

All terms used in this subpart shall have the meaning given to them in the Act and in this section. If a term is defined in both this section and in another subpart that references the use of this subpart, then the definition in this subpart shall take precedence when implementing this subpart.

*Closure device* means a cap, hatch, lid, plug, seal, valve, or other type of fitting that prevents or reduces air emissions to the atmosphere by blocking an opening in a surface impoundment cover when the device is secured in the closed position. Closure devices include devices that are detachable from the cover (e.g., a sampling port cap), manually operated (e.g., a hinged access lid or hatch), or automatically operated (e.g., a spring loaded pressure relief valve).

*Cover* means a device or system that provides a continuous barrier over the material managed in a surface impoundment to prevent or reduce air pollutant emissions to the atmosphere. A cover may have openings needed for operation, inspection, sampling, maintenance, and repair of the surface impoundment provided that each opening is closed when not in use (e.g., access hatches, sampling ports). Examples of a cover for a surface impoundment include, but are not limited to, a floating membrane cover placed on the surface of the material in the surface impoundment or an air-supported structure installed over the surface impoundment.

*No detectable organic emissions* means no escape of organics to the atmosphere as determined using the procedure specified in §63.944(a) of this subpart.

*Regulated-material* means the material (e.g. waste, wastewater, off-site material) required to be managed in containers using air emission controls in accordance with the standards specified in this subpart.

*Safety device* means a closure device such as a pressure relief valve, frangible disc, fusible plug, or any other type of device which functions to prevent physical damage or permanent deformation to equipment by venting

gases or vapors during unsafe conditions resulting from an unplanned, accidental, or emergency event. For the purpose of this subpart, a safety device is not used for routine venting of gases or vapors from the vapor headspace underneath a cover such as during filling of the unit or to adjust the pressure in this vapor headspace in response to normal daily diurnal ambient temperature fluctuations. A safety device is designed to remain in a closed position during normal operations and open only when the internal pressure, or another relevant parameter, exceeds the device threshold setting applicable to the equipment as determined by the owner or operator based on manufacturer recommendations, applicable regulations, fire protection and prevention codes, standard engineering codes and practices, or other requirements for the safe handling of flammable, combustible, explosive, reactive, or hazardous materials.

*Surface impoundment* means a unit that is a natural topographical depression, man-made excavation, or diked area formed primarily of earthen materials (although it may be lined with man-made materials), which is designed to hold an accumulation of liquids. Examples of surface impoundments include holding, storage, settling, and aeration pits, ponds, and lagoons.

[61 FR 34186, July 1, 1996, as amended at 64 FR 38988, July 20, 1999]

**§ 63.942 Standards—Surface impoundment floating membrane cover.**

(a) This section applies to owners and operators subject to this subpart and controlling air emissions from a surface impoundment using a floating membrane cover.

(b) The surface impoundment shall be equipped with a floating membrane cover designed to meet the following specifications:

(1) The floating membrane cover shall be designed to float on the liquid surface during normal operations, and form a continuous barrier over the entire surface area of the liquid.

(2) The cover shall be fabricated from a synthetic membrane material that is either:

(i) High density polyethylene (HDPE) with a thickness no less than 2.5 millimeters (mm); or

(ii) A material or a composite of different materials determined to have both organic permeability properties that are equivalent to those of the material listed in paragraph (b)(2)(i) of this section; and chemical and physical properties that maintain the material integrity for the intended service life of the material.

(3) The cover shall be installed in a manner such that there are no visible cracks, holes, gaps, or other open spaces between cover section seams or between the interface of the cover edge and its foundation mountings.

(4) Except as provided for in paragraph (b)(5) of this section, each opening in the floating membrane cover shall be equipped with a closure device designed to operate such that when the closure device is secured in the closed position there are no visible cracks, holes, gaps, or other open spaces in the closure device or between the perimeter of the cover opening and the closure device.

(5) The floating membrane cover may be equipped with one or more emergency cover drains for removal of stormwater. Each emergency cover drain shall be equipped with a slotted membrane fabric cover that covers at least 90 percent of the area of the opening or a flexible fabric sleeve seal.

(6) The closure devices shall be made of suitable materials that will minimize exposure of the regulated-material to the atmosphere, to the extent practical, and will maintain the integrity of the equipment throughout its intended service life. Factors to be considered when selecting the materials for and designing the cover and closure devices shall include: organic vapor permeability; the effects of any contact with the liquid and its vapor managed in the surface impoundment; the effects of outdoor exposure to wind, moisture, and sunlight; and the operating practices used for the surface impoundment on which the floating membrane cover is installed.

(c) Whenever a regulated-material is in the surface impoundment, the floating membrane cover shall float on the liquid and each closure device shall be

secured in the closed position except as follows:

(1) Opening of closure devices or removal of the cover is allowed at the following times:

(i) To provide access to the surface impoundment for performing routine inspection, maintenance, or other activities needed for normal operations. Examples of such activities include those times when a worker needs to open a port to sample the liquid in the surface impoundment, or when a worker needs to open a hatch to maintain or repair equipment. Following completion of the activity, the owner or operator shall promptly replace the cover and secure the closure device in the closed position, as applicable.

(ii) To remove accumulated sludge or other residues from the bottom of surface impoundment.

(2) Opening of a spring-loaded pressure-vacuum relief valve, conservation vent, or similar type of pressure relief device which vents to the atmosphere is allowed during normal operations for the purpose of maintaining the pressure in the vapor headspace underneath the cover in accordance with the cover design specifications. The device shall be designed to operate with no detectable organic emissions as defined in § 63.941 of this subpart when the device is secured in the closed position. The settings at which the device opens shall be established such that the device remains in the closed position whenever the cover vapor headspace pressure is within the pressure operating range determined by the owner or operator based on the cover manufacturer recommendations, applicable regulations, fire protection and prevention codes, standard engineering codes and practices, or other requirements for the safe handling of flammable, ignitable, explosive, reactive, or hazardous materials.

(3) Opening of a safety device, as defined in § 63.941 of this subpart, is allowed at any time conditions require it to do so to avoid an unsafe condition.

(d) The owner or operator shall inspect the floating membrane cover in accordance with the procedures specified in § 63.946(a) of this subpart.

**§ 63.943 Standards—Surface impoundment vented to control device.**

(a) This section applies to owners and operators subject to this subpart and controlling air emissions from a surface impoundment using a cover and venting the vapor headspace underneath the cover through a closed-vent system to a control device.

(b) The surface impoundment shall be covered by a cover and vented directly through a closed-vent system to a control device in accordance with the following requirements:

(1) The cover and its closure devices shall be designed to form a continuous barrier over the entire surface area of the liquid in the surface impoundment.

(2) Each opening in the cover not vented to the control device shall be equipped with a closure device. If the pressure in the vapor headspace underneath the cover is less than atmospheric pressure when the control device is operating, the closure devices shall be designed to operate such that when the closure device is secured in the closed position there are no visible cracks, holes, gaps, or other open spaces in the closure device or between the perimeter of the cover opening and the closure device. If the pressure in the vapor headspace underneath the cover is equal to or greater than atmospheric pressure when the control device is operating, the closure device shall be designed to operate with no detectable organic emissions using the procedure specified in § 63.945(a) of this subpart.

(3) The cover and its closure devices shall be made of suitable materials that will minimize exposure of the regulated-material to the atmosphere, to the extent practical, and will maintain the integrity of the equipment throughout its intended service life. Factors to be considered when selecting the materials for and designing the cover and closure devices shall include: organic vapor permeability; the effects of any contact with the liquid or its vapors managed in the surface impoundment; the effects of outdoor exposure to wind, moisture, and sunlight; and the operating practices used for the surface impoundment on which the cover is installed.

(4) The closed-vent system and control device shall be designed and operated in accordance with the requirements of § 63.693 in 40 CFR part 63, subpart DD—National Emission Standards for Hazardous Air Pollutant Standards from Off-Site Waste and Recovery Operations.

(c) Whenever a regulated-material is in the surface impoundment, the cover shall be installed with each closure device secured in the closed position and the vapor headspace underneath the cover vented to the control device except as follows:

(1) Venting to the control device is not required, and opening of closure devices or removal of the cover is allowed at the following times:

(i) To provide access to the surface impoundment for performing routine inspection, maintenance, or other activities needed for normal operations. Examples of such activities include those times when a worker needs to open a port to sample liquid in the surface impoundment, or when a worker needs to open a hatch to maintain or repair equipment. Following completion of the activity, the owner or operator shall promptly secure the closure device in the closed position or re-install the cover, as applicable, to the surface impoundment.

(ii) To remove accumulated sludge or other residues from the bottom of surface impoundment.

(2) Opening of a safety device, as defined in § 63.941 of this subpart, is allowed at any time conditions require it to do so to avoid an unsafe condition.

(d) The owner or operator shall inspect and monitor the air emission control equipment in accordance with the procedures specified in § 63.946(b) of this subpart.

**§ 63.944 [Reserved]**

**§ 63.945 Test methods and procedures.**

(a) Procedure for determining no detectable organic emissions for the purpose of complying with this subpart.

(1) The test shall be conducted in accordance with the procedures specified in Method 21 of 40 CFR part 60, appendix A. Each potential leak interface (i.e., a location where organic vapor leakage could occur) on the cover and

associated closure devices shall be checked. Potential leak interfaces that are associated with covers and closure devices include, but are not limited to the interface of the cover and its foundation mounting; the periphery of any opening on the cover and its associated closure device; and the sealing seat interface on a spring-loaded pressure-relief valve.

(2) The test shall be performed when the unit contains a material having a total organic concentration representative of the range of concentrations for the materials expected to be managed in the unit. During the test, the cover and closure devices shall be secured in the closed position.

(3) The detection instrument shall meet the performance criteria of Method 21 of 40 CFR part 60, appendix A, except the instrument response factor criteria in section 3.1.2(a) of Method 21 shall be for the average composition of the organic constituents in the material placed in the unit, not for each individual organic constituent.

(4) The detection instrument shall be calibrated before use on each day of its use by the procedures specified in Method 21 of 40 CFR part 60, appendix A.

(5) Calibration gases shall be as follows:

(i) Zero air (less than 10 ppmv hydrocarbon in air); and

(ii) A mixture of methane or n-hexane in air at a concentration of approximately, but less than 10,000 ppmv.

(6) An owner or operator may choose to adjust or not adjust the detection instrument readings to account for the background organic concentration level. If an owner or operator chooses to adjust the instrument readings for the background level, the background level value must be determined according to the procedures in Method 21 of 40 CFR part 60, appendix A.

(7) Each potential leak interface shall be checked by traversing the instrument probe around the potential leak interface as close to the interface as possible, as described in Method 21. In the case when the configuration of the cover or closure device prevents a complete traverse of the interface, all accessible portions of the interface shall be sampled. In the case when the

configuration of the closure device prevents any sampling at the interface and the device is equipped with an enclosed extension or horn (e.g., some pressure relief devices), the instrument probe inlet shall be placed at approximately the center of the exhaust area to the atmosphere.

(8) An owner or operator must determine if a potential leak interface operates with no detectable emissions using the applicable procedure specified in paragraph (a)(8)(i) or (a)(8)(ii) of this section.

(i) If an owner or operator chooses not to adjust the detection instrument readings for the background organic concentration level, then the maximum organic concentration value measured by the detection instrument is compared directly to the applicable value for the potential leak interface as specified in paragraph (a)(9) of this section.

(ii) If an owner or operator chooses to adjust the detection instrument readings for the background organic concentration level, the value of the arithmetic difference between the maximum organic concentration value measured by the instrument and the background organic concentration value as determined in paragraph (a)(6) of this section is compared with the applicable value for the potential leak interface as specified in paragraph (a)(9) of this section.

(9) A potential leak interface is determined to operate with no detectable emissions using the applicable criteria specified in paragraphs (a)(9)(i) and (a)(9)(ii) of this section.

(i) For a potential leak interface other than a seal around a shaft that passes through a cover opening, the potential leak interface is determined to operate with no detectable organic emissions if the organic concentration value determined in paragraph (a)(8) is less than 500 ppmv.

(ii) For a seal around a shaft that passes through a cover opening, the potential leak interface is determined to operate with no detectable organic emissions if the organic concentration value determined in paragraph (a)(8) is less than 10,000 ppmv.

(b) [Reserved]

[64 FR 38988, July 20, 1999]

#### § 63.946 Inspection and monitoring requirements.

(a) Owners and operators that use a surface impoundment equipped with a floating membrane cover in accordance with the provisions of § 63.942 of this subpart shall meet the following requirements:

(1) The floating membrane cover and its closure devices shall be visually inspected by the owner or operator to check for defects that could result in air emissions. Defects include, but are not limited to, visible cracks, holes, or gaps in the cover section seams or between the interface of the cover edge and its foundation mountings; broken, cracked, or otherwise damaged seals or gaskets on closure devices; and broken or missing hatches, access covers, caps, or other closure devices.

(2) The owner or operator must perform an initial inspection following installation of the floating membrane cover. Thereafter, the owner or operator must perform the inspections at least once per calendar year except as provided for in paragraph (d) of this section.

(3) In the event that a defect is detected, the owner or operator shall repair the defect in accordance with the requirements of paragraph (c) of this section.

(4) The owner or operator shall maintain a record of the inspection in accordance with the requirements specified in § 63.947(a)(2) of this subpart.

(b) Owners and operators that use a surface impoundment equipped with a cover and vented through a closed-vent system to a control device in accordance with the provisions of § 63.943 of this subpart shall inspect the air emission control equipment as follows:

(1) The owner or operator shall visually inspect the cover in accordance with the following requirements:

(i) The cover and its closure devices shall be visually inspected by the owner or operator to check for defects that could result in air emissions. Defects include, but are not limited to, visible cracks, holes, or gaps in the roof sections or between the interface of the roof edge and its foundation mountings; broken, cracked, or otherwise damaged seals or gaskets on closure devices; and broken or missing

hatches, access covers, caps, or other closure devices.

(ii) The owner or operator must perform an initial inspection following installation of the cover. Thereafter, the owner or operator must perform the inspections at least once per calendar year except as provide for in paragraph (d) of this section.

(iii) In the event that a defect is detected, the owner or operator shall repair the defect in accordance with the requirements of paragraph (c) of this section.

(iv) The owner or operator shall maintain a record of the inspection in accordance with the requirements specified in § 63.947(a)(2) of this subpart.

(2) The owner or operator shall inspect and monitor the closed-vent system and the control device in accordance with the requirements specified in § 63.693 in 40 CFR part 63 subpart DD—National Emission Standards for Hazardous Air Pollutant Standards from Off-Site Waste and Recovery Operations.

(c) The owner or operator shall repair all detected defects as follows:

(1) The owner or operator shall make first efforts at repair of the defect no later than 5 calendar days after detection and repair shall be completed as soon as possible but no later than 45 calendar days after detection except as provided in paragraph (c)(2) of this section.

(2) Repair of a defect may be delayed beyond 45 calendar days if the owner or operator determines that repair of the defect requires emptying or temporary removal from service of the surface impoundment and no alternative surface impoundment or tank capacity is available at the site to accept the regulated-material normally managed in the surface impoundment. In this case, the owner or operator shall repair the defect at the next time the process or unit that is generating the regulated-material managed in the surface impoundment stops operation. Repair of the defect shall be completed before the process or unit resumes operation.

(3) The owner or operator shall maintain a record of the defect repair in accordance with the requirements specified in § 63.947 of this subpart.

(d) *Alternative inspection and monitoring interval.* Following the initial inspection and monitoring of a piece of air pollution control equipment in accordance with the applicable provisions of this section, subsequent inspection and monitoring of the equipment may be performed at intervals longer than 1 year when an owner or operator determines that performing the required inspection or monitoring procedures would expose a worker to dangerous, hazardous, or otherwise unsafe conditions and the owner or operator complies with the requirements specified in paragraphs (d)(1) and (d)(2) of this section.

(1) The owner or operator must prepare and maintain at the plant site written documentation identifying the specific air pollution control equipment designated as “unsafe to inspect and monitor.” The documentation must include for each piece of air pollution control equipment designated as such a written explanation of the reasons why the equipment is unsafe to inspect or monitor using the applicable procedures under this section.

(2) The owner or operator must develop and implement a written plan and schedule to inspect and monitor the air pollution control equipment using the applicable procedures specified in this section during times when a worker can safely access the air pollution control equipment. The required inspections and monitoring must be performed as frequently as practicable but do not need to be performed more frequently than the periodic schedule that would be otherwise applicable to the air pollution control equipment under the provisions of this section. A copy of the written plan and schedule must be maintained at the plant site.

[61 FR 34186, July 1, 1996, as amended at 64 FR 38989, July 20, 1999]

**§ 63.947 Recordkeeping requirements.**

(a) Each owner or operator shall prepare and maintain the following records:

(1) Documentation describing the floating membrane cover or cover design, as applicable to the surface impoundment.

(2) A record for each inspection required by § 63.946 of this subpart that

## Environmental Protection Agency

## § 63.960

includes the following information: a surface impoundment identification number (or other unique identification description as selected by the owner or operator) and the date of inspection.

(3) The owner or operator shall record for each defect detected during inspections required by § 63.946 of this subpart the following information: the location of the defect, a description of the defect, the date of detection, and corrective action taken to repair the defect. In the event that repair of the defect is delayed in accordance with the provisions of § 63.946(c)(2) of this section, the owner or operator shall also record the reason for the delay and the date that completion of repair of the defect is expected.

(b) Owners and operators that use a surface impoundment equipped with a fixed-roof and vented through a closed-vent system to a control device in accordance with the provisions of § 63.943 of this subpart shall prepare and maintain the records required for the closed-vent system and control device in accordance with the requirements of § 63.693 in 40 CFR part 63, subpart DD—National Emission Standards for Hazardous Air Pollutant Standards from Off-Site Waste and Recovery Operations.

### § 63.948 Reporting requirements.

Owners and operators that use a surface impoundment equipped with a fixed-roof and vented through a closed-vent system to a control device in accordance with the provisions of § 63.943 of this subpart shall prepare and submit to the Administrator the reports required for closed-vent systems and control devices in accordance with the requirements of § 63.693 in 40 CFR part 63, subpart DD—National Emission Standards for Hazardous Air Pollutant Standards from Off-Site Waste and Recovery Operations.

### § 63.949 Implementation and enforcement.

(a) This subpart can be implemented and enforced by the U.S. EPA, or a delegated authority such as the applicable State, local, or Tribal agency. If the U.S. EPA Administrator has delegated authority to a State, local, or Tribal agency, then that agency, in addition

to the U.S. EPA, has the authority to implement and enforce this subpart. Contact the applicable U.S. EPA Regional Office to find out if this subpart is delegated to a State, local, or Tribal agency.

(b) In delegating implementation and enforcement authority of this subpart to a State, local, or Tribal agency under subpart E of this part, the authorities contained in paragraph (c) of this section are retained by the Administrator of U.S. EPA and cannot be transferred to the State, local, or Tribal agency.

(c) The authorities that cannot be delegated to State, local, or Tribal agencies are as specified in paragraphs (c)(1) through (4) of this section.

(1) Approval of alternatives to the requirements in §§ 63.940, 63.942, and 63.943. Where these standards reference subpart DD, the cited provisions will be delegated according to the delegation provisions of subpart DD.

(2) Approval of major alternatives to test methods under § 63.7(e)(2)(ii) and (f), as defined in § 63.90, and as required in this subpart.

(3) Approval of major alternatives to monitoring under § 63.8(f), as defined in § 63.90, and as required in this subpart.

(4) Approval of major alternatives to recordkeeping and reporting under § 63.10(f), as defined in § 63.90, and as required in this subpart.

[68 FR 37355, June 23, 2003]

## Subpart RR—National Emission Standards for Individual Drain Systems

SOURCE: 61 FR 34193, July 1, 1996, unless otherwise noted.

### § 63.960 Applicability.

(a) The provisions of this subpart apply to the control of air emissions from individual drain systems for which another subpart of 40 CFR parts 60, 61, or 63 references the use of this subpart for such air emission control. These air emission standards for individual drain systems are placed here for administrative convenience and only apply to those owners and operators of facilities subject to the other subparts that reference this subpart.

The provisions of 40 CFR part 63, subpart A—General Provisions do not apply to this subpart except as noted in the subpart that references this subpart.

(b) [Reserved]

**§ 63.961 Definitions.**

All terms used in this subpart shall have the meaning given to them in the Act and in this section. If a term is defined in both this section and in another subpart that references the use of this subpart, then the definition in this subpart shall take precedence when implementing this subpart.

*Closure device* means a cap, cover, hatch, lid, plug, seal, valve, or other type of fitting that, when the device is secured in the closed position, prevents or reduces air emissions to the atmosphere by blocking an opening to the individual drain system. Closure devices include devices that are detachable (e.g., a plug or manhole cover), manually operated (e.g., a hinged access lid or hatch), or automatically operated (e.g., a spring-loaded pressure relief valve).

*Hard-piping* means pipe or tubing that is manufactured and properly installed in accordance with relevant standards (e.g., ANSI B31–3) and good engineering practices.

*Individual drain system* means a stationary system used to convey regulated-material to a waste management unit or to discharge or disposal. The term includes hard-piping, all drains and junction boxes, together with their associated sewer lines and other junction boxes (e.g., manholes, sumps, and lift stations) conveying regulated-material. For the purpose of this subpart, an individual drain system is not a drain and collection system that is designed and operated for the sole purpose of collecting rainfall runoff (e.g., stormwater sewer system) and is segregated from all other individual drain systems.

*Junction box* means a sump, manhole, or access point to a sewer line or a lift station.

*Regulated-material* means the wastewater streams, residuals, and any other materials specified by the referencing subpart to be managed in accordance with the standards under this subpart.

*Sewer line* means a lateral, trunk line, branch line, or other conduit used to convey regulated-material to a downstream waste management unit. Sewer lines include pipes, grates, and trenches.

*Waste management unit* means the equipment, structure, or device used to convey, store, treat, or dispose of regulated-material. Examples of waste management units include: wastewater tanks, surface impoundments, individual drain systems, and biological wastewater treatment units. Examples of equipment that may be waste management units include containers, air flotation units, oil-water separators or organic-water separators, or organic removal devices such as decanters, strippers, or thin-film evaporation units.

*Water seal* means a seal pot, p-leg trap, or other type of trap filled with water (e.g., flooded sewers that maintain liquid levels adequate to prevent air flow through the system) that creates a liquid barrier between the sewer line and the atmosphere. The liquid level of the seal must be maintained in the vertical leg of a drain in order to be considered a water seal.

[61 FR 34193, July 1, 1996, as amended at 64 FR 38989, July 20, 1999]

**§ 63.962 Standards.**

(a) The owner or operator subject to this subpart shall control air emissions from the individual drain system using one or a combination of the following:

(1) Covers, water seals, and other air emission control equipment as specified in paragraph (b) of this section.

(2) Hard-piping.

(3) Venting of the individual drain system through a closed vent system to a control device in accordance with the following requirements:

(i) The individual drain system is designed and operated such that an internal pressure in the vapor headspace in the system is maintained at a level less than atmospheric pressure when the control device is operating, and

(ii) The closed vent system and control device are designed and operated in accordance with the requirements of § 63.693 in 40 CFR part 63, subpart DD—National Emission Standards for Hazardous Air Pollutant Standards from



Off-Site Waste and Recovery Operations.

(b) Owners and operators controlling air emissions from an individual drain system in accordance with paragraph (a)(1) of this section shall meet the following requirements:

(1) The individual drain system shall be designed to segregate the organic vapors from regulated material managed in the controlled individual drain system from entering any other individual drain system that is not controlled for air emissions in accordance with the standards specified in this subpart.

(2) *Drain control requirements.* Each drain shall be equipped with either a water seal or a closure device in accordance with the following requirements:

(i) When a water seal is used, the water seal shall be designed such that either:

(A) The outlet to the pipe discharging the regulated-material extends below the liquid surface in the water seal of the drain; or

(B) A flexible shield or other device is installed which restricts wind motion across the open space between the outlet of the pipe discharging the regulated material and the drain.

(ii) When a closure device is used (e.g., securing a cap or plug on a drain that is not receiving regulated-material), the closure device shall be designed to operate such that when the closure device is secured in the closed position there are no visible cracks, holes, gaps, or other open spaces in the closure device or between the perimeter of the drain opening and the closure device.

(3) *Junction box control requirements.* Each junction box shall be equipped with controls as follows:

(i) The junction box shall be equipped with a closure device (e.g., manhole cover, access hatch) that is designed to operate such that when the closure device is secured in the closed position there are no visible cracks, holes, gaps, or other open spaces in the closure device or between the perimeter of the junction box opening and the closure device.

(ii) If the junction box is vented, the junction box shall be vented in accordance with the following requirements:

(A) The junction box shall be vented through a closed vent system to a control device except as provided for in paragraph (b)(3)(ii)(B) of this section. The closed vent system and control device shall be designed and operated in accordance with the standards specified in § 63.693.

(B) As an alternative to paragraph (b)(3)(ii)(A) of this section, the owner or operator may vent the junction box directly to the atmosphere when all of the following conditions are met:

(1) The junction box is filled and emptied by gravity flow (i.e., there is no pump) or is operated with no more than slight fluctuations in the liquid level. Large changes in the size of the junction box vapor headspace created by using a pump to repeatedly empty and then refill the junction box do not meet this condition.

(2) The vent pipe installed on the junction box shall be at least 90 centimeters in length and no greater than 10 centimeters in nominal inside diameter.

(3) Water seals are installed at the liquid entrance(s) to or exit from the junction box to restrict ventilation in the individual drain system and between components in the individual drain system. The owner or operator shall demonstrate (e.g., by visual inspection or smoke test) upon request by the Administrator that the junction box water seal is properly designed and restricts ventilation.

(4) *Sewer line control requirements.* Each sewer line shall not be open to the atmosphere and shall be covered or closed in a manner such that there are no visible cracks, holes, gaps, or other open spaces in the sewer line joints, seals, or other emission interfaces.

(5) *Operating requirements.* The owner or operator shall operate the air emission controls required by paragraphs (b)(2) through (b)(4) of this section in accordance with the following requirements:

(i) Each closure device shall be maintained in a closed position whenever regulated-material is in the individual drain system except when it is necessary to remove or open the closure

device for sampling or removing material in the individual drain system, or for equipment inspection, maintenance, or repair.

(ii) Each drain equipped with a water seal and open to the atmosphere shall be operated to ensure that the liquid in the water seal is maintained at the appropriate level. Examples of acceptable means for complying with this provision include but are not limited to using a flow-monitoring device indicating positive flow from a main to a branch water line supplying a trap; continuously dripping water into the trap using a hose; or regular visual observations.

(iii) Each closed-vent system and the control device used to comply with paragraph (b)(3)(ii)(A) of this section shall be operated in accordance with the standards specified in 40 CFR 63.693.

[61 FR 34193, July 1, 1996, as amended at 64 FR 38990, July 20, 1999; 66 FR 1267, Jan. 8, 2001]

**§ 63.963 [Reserved]**

**§ 63.964 Inspection and monitoring requirements.**

(a) The owner or operator shall inspect the individual drain system in accordance with the following requirements:

(1) The individual drain system shall be visually inspected by the owner or operator as follows to check for defects that could result in air emissions to the atmosphere.

(i) The owner or operator shall visually inspect each drain as follows:

(A) In the case when the drain is using a water seal to control air emissions, the owner or operator shall verify appropriate liquid levels are being maintained and identify any other defects that could reduce water seal control effectiveness.

(B) In the case when the drain is using a closure device to control air emissions, the owner or operator shall visually inspect each drain to verify that the closure device is in place and there are no defects. Defects include, but are not limited to, visible cracks, holes, or gaps in the closure devices; broken, cracked, or otherwise damaged seals or gaskets on closure devices; and

broken or missing plugs, caps, or other closure devices.

(ii) The owner or operator shall visually inspect each junction box to verify that closure devices are in place and there are no defects. Defects include, but are not limited to, visible cracks, holes, or gaps in the closure devices; broken, cracked, or otherwise damaged seals or gaskets on closure devices; and broken or missing hatches, access covers, caps, or other closure devices.

(iii) The owner or operator shall visually inspect the unburied portion of each sewer line to verify that all closure devices are in place and there are no defects. Defects include, but are not limited to, visible cracks, holes, gaps, or other open spaces in the sewer line joints, seals, or other emission interfaces.

(iv) The owner or operator shall perform the inspections initially at the time of installation of the water seals and closure devices for the individual drain system and, thereafter, at least once every year.

(v) In the event that a defect is detected, the owner or operator shall repair the defect in accordance with the requirements of paragraph (b) of this section.

(vi) The owner or operator shall maintain a record of the inspection in accordance with the requirements specified in § 63.965(a) of this subpart.

(2) The owner or operator shall inspect and monitor the closed-vent system and the control device in accordance with the requirements specified in § 63.693 in 40 CFR 63 subpart DD—National Emission Standards for Hazardous Air Pollutants from Off-Site Waste and Recovery Operations.

(b) The owner or operator shall repair all detected defects as follows:

(1) The owner or operator shall make first efforts at repair of the defect no later than 5 calendar days after detection and repair shall be completed as soon as possible but no later than 15 calendar days after detection except as provided in paragraph (b)(2) of this section.

(2) Repair of a defect may be delayed beyond 15 calendar days if the owner or operator determines that repair of the defect requires emptying or temporary

removal from service of the individual drain system and no alternative capacity is available at the facility site to accept the regulated-material normally managed in the individual drain system. In this case, the owner or operator shall repair the defect the next time the process or unit that is generating the regulated-material managed in the individual drain system stops operation. Repair of the defect shall be completed before the process or unit resumes operation.

(3) The owner or operator shall maintain a record of the defect repair in accordance with the requirements specified in § 63.965(a)(3) of this subpart.

[61 FR 34193, July 1, 1996, as amended at 64 FR 38990, July 20, 1999]

#### § 63.965 Recordkeeping requirements.

(a) Each owner or operator complying with § 63.962(a)(1) of this subpart shall prepare and maintain the following records:

(1) A written site-specific individual drain system inspection plan that includes a drawing or schematic of the individual drain system and identifies each drain, junction box, and sewer line location.

(2) A record of the date that each inspection required by § 63.964(a) of this subpart is performed.

(3) When applicable, a record for each defect detected during inspections required by § 63.964(a) of this subpart that includes the following information: the location of the defect, a description of the defect, the date of detection, the corrective action taken to repair the defect, and the date that the corrective action was completed. In the event that repair of the defect is delayed in accordance with the provisions of § 63.964(b)(2) of this section, the owner or operator shall also record the reason for the delay and the date that completion of repair of the defect is expected.

(b) Owners and operators that use a closed-vent system and a control device in accordance with the provisions of § 63.962 shall prepare and maintain the records required for the closed-vent system and control device in accordance with the requirements of § 63.693.

[61 FR 34193, July 1, 1996, as amended at 64 FR 38991, July 20, 1999; 66 FR 1267, Jan. 8, 2001]

#### § 63.966 Reporting requirements.

Owners and operators that use a closed-vent system and a control device in accordance with the provisions of § 63.962 shall prepare and submit to the Administrator the reports required for closed-vent systems and control devices in accordance with the requirements of § 63.693.

[66 FR 1267, Jan. 8, 2001]

#### § 63.967 Implementation and enforcement.

(a) This subpart can be implemented and enforced by the U.S. EPA, or a delegated authority such as the applicable State, local, or Tribal agency. If the U.S. EPA Administrator has delegated authority to a State, local, or Tribal agency, then that agency, in addition to the U.S. EPA, has the authority to implement and enforce this subpart. Contact the applicable U.S. EPA Regional Office to find out if this subpart is delegated to a State, local, or Tribal agency.

(b) In delegating implementation and enforcement authority of this subpart to a State, local, or Tribal agency under subpart E of this part, the authorities contained in paragraph (c) of this section are retained by the Administrator of U.S. EPA and cannot be transferred to the State, local, or Tribal agency.

(c) The authorities that cannot be delegated to State, local, or Tribal agencies are as specified in paragraphs (c)(1) through (4) of this section.

(1) Approval of alternatives to the requirements in §§ 63.960 and 63.962. Where these standards reference subpart DD, the cited provisions will be delegated according to the delegation provisions subpart DD of this part.

(2) Approval of major alternatives to test methods under § 63.7(e)(2)(ii) and (f), as defined in § 63.90, and as required in this subpart.

(3) Approval of major alternatives to monitoring under § 63.8(f), as defined in § 63.90, and as required in this subpart.

(4) Approval of major alternatives to recordkeeping and reporting under § 63.10(f), as defined in § 63.90, and as required in this subpart.

[68 FR 37355, June 23, 2003]

**Subpart SS—National Emission Standards for Closed Vent Systems, Control Devices, Recovery Devices and Routing to a Fuel Gas System or a Process**

SOURCE: 64 FR 34866, June 29, 1999, unless otherwise noted.

**§ 63.980 Applicability.**

The provisions of this subpart include requirements for closed vent systems, control devices and routing of air emissions to a fuel gas system or process. These provisions apply when another subpart references the use of this subpart for such air emission control. These air emission standards are placed here for administrative convenience and only apply to those owners and operators of facilities subject to a referencing subpart. The provisions of 40 CFR part 63, subpart A (General Provisions) do not apply to this subpart except as specified in a referencing subpart.

**§ 63.981 Definitions.**

*Alternative test method* means any method of sampling and analyzing for an air pollutant that is not a reference test or equivalent method, and that has been demonstrated to the Administrator's satisfaction, using Method 301 in appendix A of this part 63, or previously approved by the Administrator prior to the promulgation date of standards for an affected source or affected facility under a referencing subpart, to produce results adequate for the Administrator's determination that it may be used in place of a test method specified in this subpart.

*Boiler* means any enclosed combustion device that extracts useful energy in the form of steam and is not an incinerator or a process heater.

*By compound* means by individual stream components, not carbon equivalents.

*Closed vent system* means a system that is not open to the atmosphere and is composed of piping, ductwork, connections, and, if necessary, flow inducing devices that transport gas or vapor from an emission point to a control device. Closed vent system does not in-

clude the vapor collection system that is part of any tank truck or railcar.

*Closed vent system shutdown* means a work practice or operational procedure that stops production from a process unit or part of a process unit during which it is technically feasible to clear process material from a closed vent system or part of a closed vent system consistent with safety constraints and during which repairs can be effected. An unscheduled work practice or operational procedure that stops production from a process unit or part of a process unit for less than 24 hours is not a closed vent system shutdown. An unscheduled work practice or operational procedure that would stop production from a process unit or part of a process unit for a shorter period of time than would be required to clear the closed vent system or part of the closed vent system of materials and start up the unit, and would result in greater emissions than delay of repair of leaking components until the next scheduled closed vent system shutdown, is not a closed vent system shutdown. The use of spare equipment and technically feasible bypassing of equipment without stopping production are not closed vent system shutdowns.

*Combustion device* means an individual unit of equipment, such as a flare, incinerator, process heater, or boiler, used for the combustion of organic emissions.

*Continuous parameter monitoring system* (CPMS) means the total equipment that may be required to meet the data acquisition and availability requirements of this part, used to sample, condition (if applicable), analyze, and provide a record of process or control system parameters.

*Continuous record* means documentation, either in hard copy or computer readable form, of data values measured at least once every 15 minutes and recorded at the frequency specified in § 63.998(b).

*Control device* means, with the exceptions noted below, a combustion device, recovery device, recapture device, or any combination of these devices used to comply with this subpart or a referencing subpart. For process vents from continuous unit operations at affected sources in subcategories where

the applicability criteria includes a TRE index value, recovery devices are not considered to be control devices. Primary condensers on steam strippers or fuel gas systems are not considered to be control devices.

*Control System* means the combination of the closed vent system and the control devices used to collect and control vapors or gases from a regulated emission source.

*Day* means a calendar day.

*Ductwork* means a conveyance system such as those commonly used for heating and ventilation systems. It is often made of sheet metal and often has sections connected by screws or crimping. Hard-piping is not ductwork.

*Final recovery device* means the last recovery device on a process vent stream from a continuous unit operation at an affected source in a subcategory where the applicability criteria includes a TRE index value. The final recovery device usually discharges to a combustion device, recapture device, or directly to the atmosphere.

*First attempt at repair*, for the purposes of this subpart, means to take action for the purpose of stopping or reducing leakage of organic material to the atmosphere, followed by monitoring as specified in § 63.983(c) to verify whether the leak is repaired, unless the owner or operator determines by other means that the leak is not repaired.

*Flame zone* means the portion of the combustion chamber in a boiler or process heater occupied by the flame envelope.

*Flow indicator* means a device which indicates whether gas flow is, or whether the valve position would allow gas flow to be, present in a line.

*Fuel gas* means gases that are combusted to derive useful work or heat.

*Fuel gas system* means the offsite and onsite piping and flow and pressure control system that gathers gaseous streams generated by onsite operations, may blend them with other sources of gas, and transports the gaseous streams for use as fuel gas in combustion devices or in-process combustion equipment such as furnaces and gas turbines, either singly or in combination.

*Hard-piping* means pipe or tubing that is manufactured and properly installed using good engineering judgment and standards, such as ANSI B31.3.

*High throughput transfer rack* means those transfer racks that transfer a total of 11.8 million liters per year or greater of liquid containing regulated material.

*Incinerator* means an enclosed combustion device that is used for destroying organic compounds. Auxiliary fuel may be used to heat waste gas to combustion temperatures. Any energy recovery section present is not physically formed into one manufactured or assembled unit with the combustion section; rather, the energy recovery section is a separate section following the combustion section and the two are joined by ducts or connections carrying flue gas. The above energy recovery section limitation does not apply to an energy recovery section used solely to preheat the incoming vent stream or combustion air.

*Low throughput transfer rack* means those transfer racks that transfer less than a total of 11.8 million liters per year of liquid containing regulated material.

*Operating parameter value* means a minimum or maximum value established for a control device parameter which, if achieved by itself or in combination with one or more other operating parameter values, determines that an owner or operator has complied with an applicable emission limit or operating limit.

*Organic monitoring device* means a unit of equipment used to indicate the concentration level of organic compounds based on a detection principle such as infra-red, photo ionization, or thermal conductivity.

*Owner or operator* means any person who owns, leases, operates, controls, or supervises a regulated source or a stationary source of which a regulated source is a part.

*Performance level* means the level at which the regulated material in the gases or vapors vented to a control or recovery device is removed, recovered, or destroyed. Examples of control device performance levels include:

achieving a minimum organic reduction efficiency expressed as a percentage of regulated material removed or destroyed in the control device inlet stream on a weight-basis; achieving an organic concentration in the control device exhaust stream that is less than a maximum allowable limit expressed in parts per million by volume on a dry basis corrected to 3 percent oxygen if a combustion device is the control device and supplemental combustion air is used to combust the emissions; or maintaining appropriate control device operating parameters indicative of the device performance at specified values.

*Performance test* means the collection of data resulting from the execution of a test method (usually three emission test runs) used to demonstrate compliance with a relevant emission limit as specified in the performance test section of this subpart or in the referencing subpart.

*Primary fuel* means the fuel that provides the principal heat input to a device. To be considered primary, the fuel must be able to sustain operation without the addition of other fuels.

*Process heater* means an enclosed combustion device that transfers heat liberated by burning fuel directly to process streams or to heat transfer liquids other than water. A process heater may, as a secondary function, heat water in unfired heat recovery sections.

*Recapture device* means an individual unit of equipment capable of and used for the purpose of recovering chemicals, but not normally for use, reuse, or sale. For example, a recapture device may recover chemicals primarily for disposal. Recapture devices include, but are not limited to, absorbers, carbon adsorbers, and condensers. For purposes of the monitoring, recordkeeping and reporting requirements of this subpart, recapture devices are considered recovery devices.

*Recovery device* means an individual unit of equipment capable of and normally used for the purpose of recovering chemicals for fuel value (i.e., net positive heating value), use, reuse, or for sale for fuel value, use, or reuse. Examples of equipment that may be recovery devices include absorbers, carbon adsorbers, condensers, oil-water

separators or organic-water separators, or organic removal devices such as decanters, strippers, or thin-film evaporation units. For purposes of the monitoring, recordkeeping, and reporting requirements of this subpart, recapture devices are considered recovery devices.

*Recovery operations equipment* means the equipment used to separate the components of process streams. Recovery operations equipment includes distillation units, condensers, etc. Equipment used for wastewater treatment shall not be considered recovery operations equipment.

*Referencing subpart* means the subpart which refers an owner or operator to this subpart.

*Regulated material*, for purposes of this subpart, refers to vapors from volatile organic liquids (VOL), volatile organic compounds (VOC), or hazardous air pollutants (HAP), or other chemicals or groups of chemicals that are regulated by a referencing subpart.

*Regulated source* for the purposes of this subpart, means the stationary source, the group of stationary sources, or the portion of a stationary source that is regulated by a relevant standard or other requirement established pursuant to a referencing subpart.

*Repaired*, for the purposes of this subpart, means that equipment; is adjusted, or otherwise altered, to eliminate a leak as defined in the applicable sections of this subpart; and unless otherwise specified in applicable provisions of this subpart, is inspected as specified in § 63.983(c) to verify that emissions from the equipment are below the applicable leak definition.

*Routed to a process or route to a process* means the gas streams are conveyed to any enclosed portion of a process unit where the emissions are recycled and/or consumed in the same manner as a material that fulfills the same function in the process; and/or transformed by chemical reaction into materials that are not regulated materials; and/or incorporated into a product; and/or recovered.

*Run* means one of a series of emission or other measurements needed to determine emissions for a representative operating period or cycle as specified

in this subpart. Unless otherwise specified, a run may be either intermittent or continuous within the limits of good engineering practice.

*Secondary fuel* means a fuel fired through a burner other than the primary fuel burner that provides supplementary heat in addition to the heat provided by the primary fuel.

*Sensor* means a device that measures a physical quantity or the change in a physical quantity, such as temperature, pressure, flow rate, pH, or liquid level.

*Specific gravity monitoring device* means a unit of equipment used to monitor specific gravity and having a minimum accuracy of  $\pm 0.02$  specific gravity units.

*Supplemental combustion air* means the air that is added to a vent stream after the vent stream leaves the unit operation. Air that is part of the vent stream as a result of the nature of the unit operation is not considered supplemental combustion air. Air required to operate combustion device burner(s) is not considered supplemental combustion air. Air required to ensure the proper operation of catalytic oxidizers, to include the intermittent addition of air upstream of the catalyst bed to maintain a minimum threshold flow rate through the catalyst bed or to avoid excessive temperatures in the catalyst bed, is not considered to be supplemental combustion air.

*Temperature monitoring device* means a unit of equipment used to monitor temperature and having a minimum accuracy of  $\pm 1$  percent of the temperature being monitored expressed in degrees Celsius or  $\pm 1.2$  degrees Celsius ( $^{\circ}\text{C}$ ), whichever is greater.

[64 FR 34866, June 29, 1999, as amended at 64 FR 63705, Nov. 22, 1999; 67 FR 46277, July 12, 2002]

#### § 63.982 Requirements.

(a) *General compliance requirements for storage vessels, process vents, transfer racks, and equipment leaks.* An owner or operator who is referred to this subpart for controlling regulated material emissions from storage vessels, process vents, low and high throughput transfer racks, or equipment leaks by venting emissions through a closed vent system to a flare, nonflare control de-

vice or routing to a fuel gas system or process shall comply with the applicable requirements of paragraphs (a)(1) through (4) of this section.

(1) *Storage vessels.* The owner or operator shall comply with the applicable provisions of paragraphs (b), (c)(1), and (d) of this section.

(2) *Process vents.* The owner or operator shall comply with the applicable provisions of paragraphs (b), (c)(2), and (e) of this section.

(3) *Transfer racks.* (i) For low throughput transfer racks, the owner or operator shall comply with the applicable provisions of paragraphs (b), (c)(1), and (d) of this section.

(ii) For high throughput transfer racks, the owner or operator shall comply with the applicable provisions of paragraphs (b), (c)(2), and (d) of this section.

(4) *Equipment leaks.* The owner or operator shall comply with the applicable provisions of paragraphs (b), (c)(3), and (d) of this section.

(b) *Closed vent system and flare.* Owners or operators that vent emissions through a closed vent system to a flare shall meet the requirements in § 63.983 for closed vent systems; § 63.987 for flares; § 63.997 (a), (b) and (c) for provisions regarding flare compliance assessments; the monitoring, recordkeeping, and reporting requirements referenced therein; and the applicable recordkeeping and reporting requirements of §§ 63.998 and 63.999. No other provisions of this subpart apply to emissions vented through a closed vent system to a flare.

(c) *Closed vent system and nonflare control device.* Owners or operators who control emissions through a closed vent system to a nonflare control device shall meet the requirements in § 63.983 for closed vent systems, the applicable recordkeeping and reporting requirements of §§ 63.998 and 63.999, and the applicable requirements listed in paragraphs (c)(1) through (3) of this section.

(1) For storage vessels and low throughput transfer racks, the owner or operator shall meet the requirements in § 63.985 for nonflare control devices and the monitoring, recordkeeping, and reporting requirements referenced therein. No other provisions

of this subpart apply to low throughput transfer rack emissions or storage vessel emissions vented through a closed vent system to a nonflare control device unless specifically required in the monitoring plan submitted under § 63.985(c).

(2) For process vents and high throughput transfer racks, the owner or operator shall meet the requirements applicable to the control devices being used in § 63.988, § 63.990 or § 63.995; the applicable general monitoring requirements of § 63.996 and the applicable performance test requirements and procedures of § 63.997; and the monitoring, recordkeeping and reporting requirements referenced therein. Owners or operators subject to halogen reduction device requirements under a referencing subpart must also comply with § 63.994 and the monitoring, recordkeeping, and reporting requirements referenced therein. The requirements of § 63.984 through § 63.986 do not apply to process vents or high throughput transfer racks.

(3) For equipment leaks, owners or operators shall meet the requirements in § 63.986 for nonflare control devices used for equipment leak emissions and the monitoring, recordkeeping, and reporting requirements referenced therein. No other provisions of this subpart apply to equipment leak emissions vented through a closed vent system to a nonflare control device.

(d) *Route to a fuel gas system or process.* Owners or operators that route emissions to a fuel gas system or to a process shall meet the requirements in § 63.984, the monitoring, recordkeeping, and reporting requirements referenced therein, and the applicable recordkeeping and reporting requirements of §§ 63.998 and 63.999. No other provisions of this subpart apply to emissions being routed to a fuel gas system or process.

(e) *Final recovery devices.* Owners or operators who use a final recovery device to maintain a TRE above a level specified in a referencing subpart shall meet the requirements in § 63.993 and the monitoring, recordkeeping, and reporting requirements referenced therein that are applicable to the recovery device being used; the applicable monitoring requirements in § 63.996 and the

recordkeeping and reporting requirements referenced therein; and the applicable recordkeeping and reporting requirements of §§ 63.998 and 63.999. No other provisions of this subpart apply to process vent emissions routed to a final recovery device.

(f) *Combined emissions.* When emissions from different emission types (e.g., emissions from process vents, transfer racks, and/or storage vessels) are combined, an owner or operator shall comply with the requirements of either paragraph (f)(1) or (2) of this section.

(1) Comply with the applicable requirements of this subpart for each kind of emissions in the stream (e.g., the requirements of paragraph (a)(2) of this section for process vents, and the requirements of paragraph (a)(3) of this section for transfer racks); or

(2) Comply with the first set of requirements identified in paragraphs (f)(2)(i) through (iii) of this section which applies to any individual emission stream that is included in the combined stream. Compliance with paragraphs (f)(2)(i) through (iii) of this section constitutes compliance with all other emissions requirements for other emission streams.

(i) The requirements of § 63.982(a)(2) for process vents, including applicable monitoring, recordkeeping, and reporting;

(ii) The requirements of § 63.982(a)(3)(ii) for high throughput transfer racks, including applicable monitoring, recordkeeping, and reporting;

(iii) The requirements of § 63.982(a)(1) or (a)(3)(i) for control of emissions from storage vessels or low throughput transfer racks, including applicable monitoring, recordkeeping, and reporting.

[64 FR 34866, June 29, 1999, as amended at 64 FR 63705, Nov. 22, 1999]

#### § 63.983 Closed vent systems.

(a) *Closed vent system equipment and operating requirements.* Except for closed vent systems operated and maintained under negative pressure, the provisions of this paragraph apply to closed vent systems collecting regulated material from a regulated source.



(1) *Collection of emissions.* Each closed vent system shall be designed and operated to collect the regulated material vapors from the emission point, and to route the collected vapors to a control device.

(2) *Period of operation.* Closed vent systems used to comply with the provisions of this subpart shall be operated at all times when emissions are vented to, or collected by, them.

(3) *Bypass monitoring.* Except for equipment needed for safety purposes such as pressure relief devices, low leg drains, high point bleeds, analyzer vents, and open-ended valves or lines, the owner or operator shall comply with the provisions of either paragraphs (a)(3)(i) or (ii) of this section for each closed vent system that contains bypass lines that could divert a vent stream to the atmosphere.

(i) Properly install, maintain, and operate a flow indicator that is capable of taking periodic readings. Records shall be generated as specified in § 63.998(d)(1)(ii)(A). The flow indicator shall be installed at the entrance to any bypass line.

(ii) Secure the bypass line valve in the non-diverting position with a car-seal or a lock-and-key type configuration. Records shall be generated as specified in § 63.998(d)(1)(ii)(B).

(4) *Loading arms at transfer racks.* Each closed vent system collecting regulated material from a transfer rack shall be designed and operated so that regulated material vapors collected at one loading arm will not pass through another loading arm in the rack to the atmosphere.

(5) *Pressure relief devices in a transfer rack's closed vent system.* The owner or operator of a transfer rack subject to the provisions of this subpart shall ensure that no pressure relief device in the transfer rack's closed vent system shall open to the atmosphere during loading. Pressure relief devices needed for safety purposes are not subject to this paragraph.

(b) *Closed vent system inspection and monitoring requirements.* The provisions of this subpart apply to closed vent systems collecting regulated material from a regulated source. Inspection records shall be generated as specified

in § 63.998(d)(1)(iii) and (iv) of this section.

(1) Except for any closed vent systems that are designated as unsafe or difficult to inspect as provided in paragraphs (b)(2) and (3) of this section, each closed vent system shall be inspected as specified in paragraph (b)(1)(i) or (ii) of this section.

(i) If the closed vent system is constructed of hard-piping, the owner or operator shall comply with the requirements specified in paragraphs (b)(1)(i)(A) and (B) of this section.

(A) Conduct an initial inspection according to the procedures in paragraph (c) of this section; and

(B) Conduct annual inspections for visible, audible, or olfactory indications of leaks.

(ii) If the closed vent system is constructed of ductwork, the owner or operator shall conduct an initial and annual inspection according to the procedures in paragraph (c) of this section.

(2) Any parts of the closed vent system that are designated, as described in § 63.998(d)(1)(i), as unsafe to inspect are exempt from the inspection requirements of paragraph (b)(1) of this section if the conditions of paragraphs (b)(2)(i) and (ii) of this section are met.

(i) The owner or operator determines that the equipment is unsafe-to-inspect because inspecting personnel would be exposed to an imminent or potential danger as a consequence of complying with paragraph (b)(1) of this section; and

(ii) The owner or operator has a written plan that requires inspection of the equipment as frequently as practical during safe-to-inspect times. Inspection is not required more than once annually.

(3) Any parts of the closed vent system that are designated, as described in § 63.998(d)(1)(i), as difficult-to-inspect are exempt from the inspection requirements of paragraph (b)(1) of this section if the provisions of paragraphs (b)(3)(i) and (ii) of this section apply.

(i) The owner or operator determines that the equipment cannot be inspected without elevating the inspecting personnel more than 2 meters (7 feet) above a support surface; and

(ii) The owner or operator has a written plan that requires inspection of the equipment at least once every 5 years.

(4) For each bypass line, the owner or operator shall comply with paragraph (b)(4)(i) or (ii) of this section.

(i) If a flow indicator is used, take a reading at least once every 15 minutes.

(ii) If the bypass line valve is secured in the non-diverting position, visually inspect the seal or closure mechanism at least once every month to verify that the valve is maintained in the non-diverting position, and the vent stream is not diverted through the bypass line.

(c) *Closed vent system inspection procedures.* The provisions of this paragraph apply to closed vent systems collecting regulated material from a regulated source.

(1) Each closed vent system subject to this paragraph shall be inspected according to the procedures specified in paragraphs (c)(1)(i) through (vii) of this section.

(i) Inspections shall be conducted in accordance with Method 21 of 40 CFR part 60, appendix A, except as specified in this section.

(ii) Except as provided in (c)(1)(iii) of this section, the detection instrument shall meet the performance criteria of Method 21 of 40 CFR part 60, appendix A, except the instrument response factor criteria in section 3.1.2(a) of Method 21 must be for the representative composition of the process fluid and not of each individual VOC in the stream. For process streams that contain nitrogen, air, water, or other inerts that are not organic HAP or VOC, the representative stream response factor must be determined on an inert-free basis. The response factor may be determined at any concentration for which the monitoring for leaks will be conducted.

(iii) If no instrument is available at the plant site that will meet the performance criteria of Method 21 specified in paragraph (c)(1)(ii) of this section, the instrument readings may be adjusted by multiplying by the representative response factor of the process fluid, calculated on an inert-free basis as described in paragraph (c)(1)(ii) of this section.

(iv) The detection instrument shall be calibrated before use on each day of its use by the procedures specified in Method 21 of 40 CFR part 60, appendix A.

(v) Calibration gases shall be as specified in paragraphs (c)(1)(v)(A) through (C) of this section.

(A) Zero air (less than 10 parts per million hydrocarbon in air); and

(B) Mixtures of methane in air at a concentration less than 10,000 parts per million. A calibration gas other than methane in air may be used if the instrument does not respond to methane or if the instrument does not meet the performance criteria specified in paragraph (c)(1)(ii) of this section. In such cases, the calibration gas may be a mixture of one or more of the compounds to be measured in air.

(C) If the detection instrument's design allows for multiple calibration scales, then the lower scale shall be calibrated with a calibration gas that is no higher than 2,500 parts per million.

(vi) An owner or operator may elect to adjust or not adjust instrument readings for background. If an owner or operator elects not to adjust readings for background, all such instrument readings shall be compared directly to 500 parts per million to determine whether there is a leak. If an owner or operator elects to adjust instrument readings for background, the owner or operator shall measure background concentration using the procedures in this section. The owner or operator shall subtract the background reading from the maximum concentration indicated by the instrument.

(vii) If the owner or operator elects to adjust for background, the arithmetic difference between the maximum concentration indicated by the instrument and the background level shall be compared with 500 parts per million for determining whether there is a leak.

(2) The instrument probe shall be traversed around all potential leak interfaces as described in Method 21 of 40 CFR part 60, appendix A.

(3) Except as provided in paragraph (c)(4) of this section, inspections shall be performed when the equipment is in regulated material service, or in use with any other detectable gas or vapor.

(4) Inspections of the closed vent system collecting regulated material from a transfer rack shall be performed only while a tank truck or railcar is being loaded or is otherwise pressurized to normal operating conditions with regulated material or any other detectable gas or vapor.

(d) *Closed vent system leak repair provisions.* The provisions of this paragraph apply to closed vent systems collecting regulated material from a regulated source.

(1) If there are visible, audible, or olfactory indications of leaks at the time of the annual visual inspections required by paragraph (b)(1)(i)(B) of this section, the owner or operator shall follow the procedure specified in either paragraph (d)(1)(i) or (ii) of this section.

(i) The owner or operator shall eliminate the leak.

(ii) The owner or operator shall monitor the equipment according to the procedures in paragraph (c) of this section.

(2) Leaks, as indicated by an instrument reading greater than 500 parts per million by volume above background or by visual inspections, shall be repaired as soon as practical, except as provided in paragraph (d)(3) of this section. Records shall be generated as specified in § 63.998(d)(1)(iii) when a leak is detected.

(i) A first attempt at repair shall be made no later than 5 days after the leak is detected.

(ii) Except as provided in paragraph (d)(3) of this section, repairs shall be completed no later than 15 days after the leak is detected or at the beginning of the next introduction of vapors to the system, whichever is later.

(3) Delay of repair of a closed vent system for which leaks have been detected is allowed if repair within 15 days after a leak is detected is technically infeasible or unsafe without a closed vent system shutdown, as defined in § 63.981, or if the owner or operator determines that emissions resulting from immediate repair would be greater than the emissions likely to result from delay of repair. Repair of such equipment shall be completed as soon as practical, but not later than

the end of the next closed vent system shutdown.

[64 FR 34866, June 29, 1999, as amended at 64 FR 63705, Nov. 22, 1999; 67 FR 46277, July 12, 2002]

**§ 63.984 Fuel gas systems and processes to which storage vessel, transfer rack, or equipment leak regulated material emissions are routed.**

(a) *Equipment and operating requirements for fuel gas systems and processes.*

(1) Except during periods of start-up, shutdown and malfunction as specified in the referencing subpart, the fuel gas system or process shall be operating at all times when regulated material emissions are routed to it.

(2) The owner or operator of a transfer rack subject to the provisions of this subpart shall ensure that no pressure relief device in the transfer rack's system returning vapors to a fuel gas system or process shall open to the atmosphere during loading. Pressure relief devices needed for safety purposes are not subject to this paragraph.

(b) *Fuel gas system and process compliance assessment.* (1) If emissions are routed to a fuel gas system, there is no requirement to conduct a performance test or design evaluation.

(2) If emissions are routed to a process, the regulated material in the emissions shall meet one or more of the conditions specified in paragraphs (b)(2)(i) through (iv) of this section. The owner or operator of storage vessels subject to this paragraph shall comply with the compliance demonstration requirements in paragraph (b)(3) of this section.

(i) Recycled and/or consumed in the same manner as a material that fulfills the same function in that process;

(ii) Transformed by chemical reaction into materials that are not regulated materials;

(iii) Incorporated into a product; and/or

(iv) Recovered.

(3) To demonstrate compliance with paragraph (b)(2) of this section for a storage vessel, the owner or operator shall prepare a design evaluation (or engineering assessment) that demonstrates the extent to which one or more of the conditions specified in

paragraphs (b)(2)(i) through (iv) of this section are being met.

(c) *Statement of connection.* For storage vessels and transfer racks, the owner or operator shall submit the statement of connection reports for fuel gas systems specified in § 63.999(b)(1)(ii), as appropriate.

**§ 63.985 Nonflare control devices used to control emissions from storage vessels and low throughput transfer racks.**

(a) *Nonflare control device equipment and operating requirements.* The owner or operator shall operate and maintain the nonflare control device so that the monitored parameters defined as required in paragraph (c) of this section remain within the ranges specified in the Notification of Compliance Status whenever emissions of regulated material are routed to the control device except during periods of start-up, shutdown, and malfunction as specified in the referencing subpart.

(b) *Nonflare control device design evaluation or performance test requirements.* When using a control device other than a flare, the owner or operator shall comply with the requirements in paragraphs (b)(1)(i) or (ii) of this section, except as provided in paragraphs (b)(2) and (3) of this section.

(1) *Design evaluation or performance test results.* The owner or operator shall prepare and submit with the Notification of Compliance Status, as specified in § 63.999(b)(2), either a design evaluation that includes the information specified in paragraph (b)(1)(i) of this section, or the results of the performance test as described in paragraph (b)(1)(ii) of this section.

(i) *Design evaluation.* The design evaluation shall include documentation demonstrating that the control device being used achieves the required control efficiency during the reasonably expected maximum storage vessel filling or transfer loading rate. This documentation is to include a description of the gas stream that enters the control device, including flow and regulated material content, and the information specified in paragraphs (b)(1)(i)(A) through (E) of this section, as applicable. For storage vessels, the description of the gas stream that enters the con-

trol device shall be provided for varying liquid level conditions. This documentation shall be submitted with the Notification of Compliance Status as specified in § 63.999(b)(2).

(A) The efficiency determination is to include consideration of all vapors, gases, and liquids, other than fuels, received by the control device.

(B) If an enclosed combustion device with a minimum residence time of 0.5 seconds and a minimum temperature of 760 °C is used to meet an emission reduction requirement specified in a referencing subpart for storage vessels and transfer racks, documentation that those conditions exist is sufficient to meet the requirements of paragraph (b)(1)(i) of this section.

(C) Except as provided in paragraph (b)(1)(i)(B) of this section for enclosed combustion devices, the design evaluation shall include the estimated autoignition temperature of the stream being combusted, the flow rate of the stream, the combustion temperature, and the residence time at the combustion temperature.

(D) For carbon adsorbers, the design evaluation shall include the estimated affinity of the regulated material vapors for carbon, the amount of carbon in each bed, the number of beds, the humidity, the temperature, the flow rate of the inlet stream and, if applicable, the desorption schedule, the regeneration stream pressure or temperature, and the flow rate of the regeneration stream. For vacuum desorption, pressure drop shall be included.

(E) For condensers, the design evaluation shall include the final temperature of the stream vapors, the type of condenser, and the design flow rate of the emission stream.

(ii) *Performance test.* A performance test, whether conducted to meet the requirements of this section, or to demonstrate compliance for a process vent or high throughput transfer rack as required by §§ 63.988(b), 63.990(b), or 63.995(b), is acceptable to demonstrate compliance with emission reduction requirements for storage vessels and transfer racks. The owner or operator is not required to prepare a design evaluation for the control device as described in paragraph (b)(1)(i) of this section if a performance test will be

performed that meets the criteria specified in paragraphs (b)(1)(ii)(A) and (B) of this section.

(A) The performance test will demonstrate that the control device achieves greater than or equal to the required control device performance level specified in a referencing subpart for storage vessels or transfer racks; and

(B) The performance test meets the applicable performance test requirements and the results are submitted as part of the Notification of Compliance Status as specified in § 63.999(b)(2).

(2) *Exceptions.* A design evaluation or performance test is not required if the owner or operator uses a combustion device meeting the criteria in paragraph (b)(2)(i), (ii), (iii), or (iv) of this section.

(i) A boiler or process heater with a design heat input capacity of 44 megawatts (150 million British thermal units per hour) or greater.

(ii) A boiler or process heater burning hazardous waste for which the owner or operator meets the requirements specified in paragraph (b)(2)(ii)(A) or (B) of this section.

(A) The boiler or process heater has been issued a final permit under 40 CFR part 270 and complies with the requirements of 40 CFR part 266, subpart H, or

(B) The boiler or process heater has certified compliance with the interim status requirements of 40 CFR part 266, subpart H.

(iii) A hazardous waste incinerator for which the owner or operator meets the requirements specified in paragraph (b)(2)(iii)(A) or (B) of this section.

(A) The incinerator has been issued a final permit under 40 CFR part 270 and complies with the requirements of 40 CFR part 264, subpart O; or

(B) The incinerator has certified compliance with the interim status requirements of 40 CFR part 265, subpart O; or

(iv) A boiler or process heater into which the vent stream is introduced with the primary fuel.

(3) *Prior design evaluations or performance tests.* If a design evaluation or performance test is required in the referencing subpart or was previously conducted and submitted for a storage

vessel or low throughput transfer rack, then a performance test or design evaluation is not required.

(c) *Nonflare control device monitoring requirements.* (1) The owner or operator shall submit with the Notification of Compliance Status, a monitoring plan containing the information specified in § 63.999(b)(2)(i) and (ii) to identify the parameters that will be monitored to assure proper operation of the control device.

(2) The owner or operator shall monitor the parameters specified in the Notification of Compliance Status or in the operating permit application or amendment. Records shall be generated as specified in § 63.998(d)(2)(i).

#### **§ 63.986 Nonflare control devices used for equipment leaks only.**

(a) *Equipment and operating requirements.* (1) Owners or operators using a nonflare control device to meet the applicable requirements of a referencing subpart for equipment leaks shall meet the requirements of this section.

(2) Control devices used to comply with the provisions of this subpart shall be operated at all times when emissions are vented to them.

(b) *Performance test requirements.* A performance test is not required for any nonflare control device used only to control emissions from equipment leaks.

(c) *Monitoring requirements.* Owners or operators of control devices that are used to comply only with the provisions of a referencing subpart for control of equipment leak emissions shall monitor these control devices to ensure that they are operated and maintained in conformance with their design. The owner or operator shall maintain the records as specified in § 63.998(d)(4).

#### **§ 63.987 Flare requirements.**

(a) *Flare equipment and operating requirements.* Flares subject to this subpart shall meet the performance requirements in 40 CFR 63.11(b) (General Provisions).

(b) *Flare compliance assessment.* (1) The owner or operator shall conduct an initial flare compliance assessment of any flare used to comply with the provisions of this subpart. Flare compliance assessment records shall be kept

## § 63.988

as specified in § 63.998(a)(1) and a flare compliance assessment report shall be submitted as specified in § 63.999(a)(2). An owner or operator is not required to conduct a performance test to determine percent emission reduction or outlet regulated material or total organic compound concentration when a flare is used.

(2) [Reserved]

(3) Flare compliance assessments shall meet the requirements specified in paragraphs (b)(3)(i) through (iv) of this section.

(i) Method 22 of appendix A of part 60 shall be used to determine the compliance of flares with the visible emission provisions of this subpart. The observation period is 2 hours, except for transfer racks as provided in (b)(3)(i)(A) or (B) of this section.

(A) For transfer racks, if the loading cycle is less than 2 hours, then the observation period for that run shall be for the entire loading cycle.

(B) For transfer racks, if additional loading cycles are initiated within the 2-hour period, then visible emissions observations shall be conducted for the additional cycles.

(ii) The net heating value of the gas being combusted in a flare shall be calculated using Equation 1:

$$H_T = K_1 \sum_{j=1}^n D_j H_j \quad [\text{Eq. 1}]$$

Where:

$H_T$  = Net heating value of the sample, megajoules per standard cubic meter; where the net enthalpy per mole of offgas is based on combustion at 25 °C and 760 millimeters of mercury (30 inches of mercury), but the standard temperature for determining the volume corresponding to one mole is 20 °C;

$K_1 = 1.740 \times 10^{-7}$  (parts per million by volume)<sup>-1</sup> (gram-mole per standard cubic meter) (megajoules per kilocalories), where the standard temperature for gram mole per standard cubic meter is 20 °C;

$n$  = number of sample components;

$D_j$  = Concentration of sample component  $j$ , in parts per million by volume on a wet basis, as measured for organics by Method 18 of 40 CFR part 60, appendix A, or by American Society for Testing and Materials (ASTM) D6420-99 (available for purchase from at least one of the following addresses: 100 Barr Harbor Drive, West Conshohocken, PA 19428-2959; or University Microfilms

## 40 CFR Ch. I (7-1-07 Edition)

International, 300 North Zeeb Road, Ann Arbor, MI 48106) under the conditions specified in § 63.997(e)(2)(iii)(D)(1) through (3). Hydrogen and carbon monoxide are measured by ASTM D1946-90; and

$H_j$  = Net heat of combustion of sample component  $j$ , kilocalories per gram mole at 25 °C and 760 millimeters of mercury (30 inches of mercury).

(iii) The actual exit velocity of a flare shall be determined by dividing the volumetric flow rate (in unit of standard temperature and pressure), as determined by Method 2, 2A, 2C, 2D, 2F, or 2G of 40 CFR part 60, appendix A, as appropriate, by the unobstructed (free) cross sectional area of the flare tip.

(iv) Flare flame or pilot monitors, as applicable, shall be operated during any flare compliance assessment.

(c) *Flare monitoring requirements.* Where a flare is used, the following monitoring equipment is required: a device (including but not limited to a thermocouple, ultra-violet beam sensor, or infrared sensor) capable of continuously detecting that at least one pilot flame or the flare flame is present. Flare flame monitoring and compliance records shall be kept as specified in § 63.998(a)(1) and reported as specified in § 63.999(a).

[64 FR 34866, June 29, 1999, as amended at 64 FR 63705, Nov. 22, 1999; 67 FR 46277, July 12, 2002]

## § 63.988 Incinerators, boilers, and process heaters.

(a) *Equipment and operating requirements.* (1) Owners or operators using incinerators, boilers, or process heaters to meet a weight-percent emission reduction or parts per million by volume outlet concentration requirement specified in a referencing subpart shall meet the requirements of this section.

(2) Incinerators, boilers, or process heaters used to comply with the provisions of a referencing subpart and this subpart shall be operated at all times when emissions are vented to them.

(3) For boilers and process heaters, the vent stream shall be introduced into the flame zone of the boiler or process heater.

(b) *Performance test requirements.* (1) Except as specified in § 63.997(b), and paragraph (b)(2) of this section, the

## Environmental Protection Agency

## § 63.990

owner or operator shall conduct an initial performance test of any incinerator, boiler, or process heater used to comply with the provisions of a referencing subpart and this subpart according to the procedures in § 63.997. Performance test records shall be kept as specified in § 63.998(a)(2) and a performance test report shall be submitted as specified in § 63.999(a)(2). As provided in § 63.985(b)(1), a design evaluation may be used as an alternative to the performance test for storage vessels and low throughput transfer rack controls. As provided in § 63.986(b), no performance test is required for equipment leaks.

(2) An owner or operator is not required to conduct a performance test when any of the control devices specified in paragraphs (b)(2)(i) through (iv) of this section are used.

(i) A hazardous waste incinerator for which the owner or operator has been issued a final permit under 40 CFR part 270 and complies with the requirements of 40 CFR part 264, subpart O, or has certified compliance with the interim status requirements of 40 CFR part 265, subpart O;

(ii) A boiler or process heater with a design heat input capacity of 44 megawatts (150 million British thermal units per hour) or greater;

(iii) A boiler or process heater into which the vent stream is introduced with the primary fuel or is used as the primary fuel; or

(iv) A boiler or process heater burning hazardous waste for which the owner or operator meets the requirements specified in paragraph (b)(2)(iv)(A) or (B) of this section.

(A) The boiler or process heater has been issued a final permit under 40 CFR part 270 and complies with the requirements of 40 CFR part 266, subpart H; or

(B) The boiler or process heater has certified compliance with the interim status requirements of 40 CFR part 266, subpart H.

(c) *Incinerator, boiler, and process heater monitoring requirements.* Where an incinerator, boiler, or process heater is used, a temperature monitoring device capable of providing a continuous record that meets the provisions specified in paragraph (c)(1), (2), or (3) of this section is required. Any boiler or

process heater in which all vent streams are introduced with primary fuel or are used as the primary fuel is exempt from monitoring. Monitoring results shall be recorded as specified in § 63.998(b) and (c), as applicable. General requirements for monitoring and continuous parameter monitoring systems are contained in the referencing subpart and § 3.996.

(1) Where an incinerator other than a catalytic incinerator is used, a temperature monitoring device shall be installed in the fire box or in the ductwork immediately downstream of the fire box in a position before any substantial heat exchange occurs.

(2) Where a catalytic incinerator is used, temperature monitoring devices shall be installed in the gas stream immediately before and after the catalyst bed.

(3) Where a boiler or process heater of less than 44 megawatts (150 million British thermal units per hour) design heat input capacity is used and the regulated vent stream is not introduced as or with the primary fuel, a temperature monitoring device shall be installed in the fire box.

### § 63.989 [Reserved]

### § 63.990 Absorbers, condensers, and carbon adsorbers used as control devices.

(a) *Equipment and operating requirements.* (1) Owners or operators using absorbers, condensers, or carbon adsorbers to meet a weight-percent emission reduction or parts per million by volume outlet concentration requirement specified in a referencing subpart shall meet the requirements of this section.

(2) Absorbers, condensers, and carbon adsorbers used to comply with the provisions of a referencing subpart and this subpart shall be operated at all times when emissions are vented to them.

(b) *Performance test requirements.* Except as specified in § 63.997(b), the owner or operator shall conduct an initial performance test of any absorber, condenser, or carbon adsorber used as a control device to comply with the provisions of the referencing subpart and this subpart according to the procedures in § 63.997. Performance test

records shall be kept as specified in § 63.998(a)(2) and a performance test report shall be submitted as specified in § 63.999(a)(2). As provided in § 63.985(b)(1), a design evaluation may be used as an alternative to the performance test for storage vessels and low throughput transfer rack controls. As provided in § 63.986(b), no performance test is required to demonstrate compliance for equipment leaks.

(c) *Monitoring requirements.* Where an absorber, condenser, or carbon adsorber is used as a control device, either an organic monitoring device capable of providing a continuous record, or the monitoring devices specified in paragraphs (c)(1) through (3), as applicable, shall be used. Monitoring results shall be recorded as specified in § 63.998(b) and (c), as applicable. General requirements for monitoring and continuous parameter monitoring systems are contained in a referencing subpart and § 63.996.

(1) Where an absorber is used, a scrubbing liquid temperature monitoring device and a specific gravity monitoring device, each capable of providing a continuous record, shall be used. If the difference between the specific gravity of the saturated scrubbing fluid and specific gravity of the fresh scrubbing fluid is less than 0.02 specific gravity units, an organic monitoring device capable of providing a continuous record shall be used.

(2) Where a condenser is used, a condenser exit (product side) temperature monitoring device capable of providing a continuous record shall be used.

(3) Where a carbon adsorber is used, an integrating regeneration stream flow monitoring device having an accuracy of  $\pm 10$  percent or better, capable of recording the total regeneration stream mass or volumetric flow for each regeneration cycle; and a carbon bed temperature monitoring device, capable of recording the carbon bed temperature after each regeneration and within 15 minutes of completing any cooling cycle, shall be used.

**§ 63.991 [Reserved]**

**§ 63.992 Implementation and enforcement.**

(a) This subpart can be implemented and enforced by the U.S. Environmental Protection Agency (EPA), or a delegated authority such as the applicable State, local, or tribal agency. If the EPA Administrator has delegated authority to a State, local, or tribal agency, then that agency has the authority to implement and enforce this subpart. Contact the applicable EPA Regional Office to find out if this subpart is delegated to a State, local, or tribal agency.

(b) In delegating implementation and enforcement authority of this subpart to a State, local, or tribal agency under section 40 CFR part 63, subpart E, the authorities contained in paragraphs (b)(1) through (5) of this section are retained by the EPA Administrator and are not transferred to the State, local, or tribal agency.

(1) Approval of alternatives to the nonopacity emissions standards in §§ 63.983(a) and (d), 63.984, 63.985(a), 63.986(a), 63.987(a), 63.988(a), 63.990(a), 63.993(a), 63.994(a), and 63.995(a) under § 63.6(g). Where these standards reference another subpart, the cited provisions will be delegated according to the delegation provisions of the referenced subpart.

(2) [Reserved]

(3) Approval of major changes to test methods under § 63.7(e)(2)(ii) and (f) and as defined in § 63.90.

(4) Approval of major changes to monitoring under § 63.8(f) and as defined in § 63.90.

(5) Approval of major changes to recordkeeping and reporting under § 63.10(f) and as defined in § 63.90.

[67 FR 46277, July 12, 2002]

**§ 63.993 Absorbers, condensers, carbon adsorbers and other recovery devices used as final recovery devices.**

(a) *Final recovery device equipment and operating requirements.* (1) Owners or operators using a final recovery device to maintain a TRE above a level specified in a referencing subpart shall meet the requirements of this section.

(2) Recovery devices used to comply with the provisions of a referencing



subpart and this subpart shall be operated at all times when emissions are vented to them.

(b) *Recovery device performance test requirements.* There are no performance test requirements for recovery devices. TRE index value determination information shall be recorded as specified in § 63.998(a)(3).

(c) *Recovery device monitoring requirements.* (1) Where an absorber is the final recovery device in the recovery system and the TRE index value is between the level specified in a referencing subpart and 4.0, either an organic monitoring device capable of providing a continuous record or a scrubbing liquid temperature monitoring device and a specific gravity monitoring device, each capable of providing a continuous record, shall be used. If the difference between the specific gravity of the saturated scrubbing fluid and specific gravity of the fresh scrubbing fluid is less than 0.02 specific gravity units, an organic monitoring device capable of providing a continuous record shall be used. Monitoring results shall be recorded as specified in § 63.998(b) and (c), as applicable. General requirements for monitoring and continuous parameter monitoring systems are contained in § 63.996.

(2) Where a condenser is the final recovery device in the recovery system and the TRE index value is between the level specified in a referencing subpart and 4.0, an organic monitoring device capable of providing a continuous record or a condenser exit (product side) temperature monitoring device capable of providing a continuous record shall be used. Monitoring results shall be recorded as specified in § 63.998(b) and (c), as applicable. General requirements for monitoring and continuous parameter monitoring systems are contained in a referencing subpart and § 63.996.

(3) Where a carbon adsorber is the final recovery device in the recovery system and the TRE index value is between the level specified in a referencing subpart and 4.0, an organic monitoring device capable of providing a continuous record or an integrating regeneration stream flow monitoring device having an accuracy of  $\pm 10$  percent or better, capable of recording the

total regeneration stream mass or volumetric flow for each regeneration cycle; and a carbon-bed temperature monitoring device, capable of recording the carbon-bed temperature after each regeneration and within 15 minutes of completing any cooling cycle shall be used. Monitoring results shall be recorded as specified in § 63.998(b) and (c), as applicable. General requirements for monitoring and continuous parameter monitoring systems are contained in a referencing subpart and § 63.996.

(4) If an owner or operator uses a recovery device other than those listed in this subpart, the owner or operator shall submit a description of planned monitoring, reporting and record-keeping procedures as specified in a referencing subpart. The Administrator will approve, deny, or modify based on the reasonableness of the proposed monitoring, reporting and record-keeping requirements as part of the review of the submission or permit application or by other appropriate means.

#### **§ 63.994 Halogen scrubbers and other halogen reduction devices.**

(a) *Halogen scrubber and other halogen reduction device equipment and operating requirements.* (1) An owner or operator of a halogen scrubber or other halogen reduction device subject to this subpart shall reduce the overall emissions of hydrogen halides and halogens by the control device performance level specified in a referencing subpart.

(2) Halogen scrubbers and other halogen reduction devices used to comply with the provisions of a referencing subpart and this subpart shall be operated at all times when emissions are vented to them.

(b) *Halogen scrubber and other halogen reduction device performance test requirements.* (1) An owner or operator of a combustion device followed by a halogen scrubber or other halogen reduction device to control halogenated vent streams in accordance with a referencing subpart and this subpart shall conduct an initial performance test to determine compliance with the control efficiency or emission limits for hydrogen halides and halogens according to the procedures in § 63.997. Performance test records shall be kept as specified in § 63.998(a)(2) and a performance test

report shall be submitted as specified in § 63.999(a)(2).

(2) An owner or operator of a halogen scrubber or other halogen reduction technique used to reduce the vent stream halogen atom mass emission rate prior to a combustion device to comply with a performance level specified in a referencing subpart shall determine the halogen atom mass emission rate prior to the combustion device according to the procedures specified in the referencing subpart. Records of the halogen concentration in the vent stream shall be generated as specified in § 63.998(a)(4).

(c) *Halogen scrubber and other halogen reduction device monitoring requirements.*

(1) Where a halogen scrubber is used, the monitoring equipment specified in paragraphs (c)(1)(i) and (ii) of this section is required for the scrubber. Monitoring results shall be recorded as specified in § 63.998(b) and (c), as applicable. General requirements for monitoring and continuous parameter monitoring systems are contained in a referencing subpart and § 63.996.

(i) A pH monitoring device capable of providing a continuous record shall be installed to monitor the pH of the scrubber effluent.

(ii) A flow meter capable of providing a continuous record shall be located at the scrubber influent for liquid flow. Gas stream flow shall be determined using one of the procedures specified in paragraphs (c)(1)(ii)(A) through (D) of this section.

(A) The owner or operator may determine gas stream flow using the design blower capacity, with appropriate adjustments for pressure drop.

(B) The owner or operator may measure the gas stream flow at the scrubber inlet.

(C) If the scrubber is subject to regulations in 40 CFR parts 264 through 266 that have required a determination of the liquid to gas (L/G) ratio prior to the applicable compliance date for the process unit of which it is part as specified in a referencing subpart, the owner or operator may determine gas stream flow by the method that had been utilized to comply with those regulations. A determination that was conducted prior to that compliance

date may be utilized to comply with this subpart if it is still representative.

(D) The owner or operator may prepare and implement a gas stream flow determination plan that documents an appropriate method that will be used to determine the gas stream flow. The plan shall require determination of gas stream flow by a method that will at least provide a value for either a representative or the highest gas stream flow anticipated in the scrubber during representative operating conditions other than start-ups, shutdowns, or malfunctions. The plan shall include a description of the methodology to be followed and an explanation of how the selected methodology will reliably determine the gas stream flow, and a description of the records that will be maintained to document the determination of gas stream flow. The owner or operator shall maintain the plan as specified in a referencing subpart.

(2) Where a halogen reduction device other than a scrubber is used, the owner or operator shall follow the procedures specified in a referencing subpart in order to establish monitoring parameters.

**§ 63.995 Other control devices.**

(a) *Other control device equipment and operating requirements.* (1) Owners or operators using a control device other than one listed in §§ 63.985 through 63.990 to meet a weight-percent emission reduction or parts per million by volume outlet concentration requirement specified in a referencing subpart shall meet the requirements of this section.

(2) Other control devices used to comply with the provisions of a referencing subpart and this subpart shall be operated at all times when emissions are vented to them.

(b) *Other control device performance test requirements.* An owner or operator using a control device other than those specified in §§ 63.987 through 63.997 to comply with a performance level specified in a referencing subpart, shall perform an initial performance test according to the procedures in § 63.997. Performance test records shall be kept

as specified in § 63.998(a)(2) and a performance test report shall be submitted as specified in § 63.999(a)(2).

(c) *Other control device monitoring requirements.* If an owner or operator uses a control device other than those listed in this subpart, the owner or operator shall submit a description of planned monitoring, recordkeeping and reporting procedures as specified in a referencing subpart. The Administrator will approve, deny, or modify based on the reasonableness of the proposed monitoring, reporting and recordkeeping requirements as part of the review of the submission or permit application or by other appropriate means.

**§ 63.996 General monitoring requirements for control and recovery devices.**

(a) *General monitoring requirements applicability.* (1) This section applies to the owner or operator of a regulated source required to monitor under this subpart.

(2) Flares subject to § 63.987(c) are not subject to the requirements of this section.

(3) Flow indicators are not subject to the requirements of this section.

(b) *Conduct of monitoring.* (1) Monitoring shall be conducted as set forth in this section and in the relevant sections of this subpart unless the provision in either paragraph (b)(1)(i) or (ii) of this section applies.

(i) The Administrator specifies or approves the use of minor changes in methodology for the specified monitoring requirements and procedures; or

(ii) The Administrator approves the use of alternatives to any monitoring requirements or procedures as provided in the referencing subpart or paragraph (d) of this section.

(2) When one CPMS is used as a backup to another CPMS, the owner or operator shall report the results from the CPMS used to meet the monitoring requirements of this subpart. If both such CPMS's are used during a particular reporting period to meet the monitoring requirements of this subpart, then the owner or operator shall report the results from each CPMS for the time during the six month period that the instrument was relied upon to demonstrate compliance.

(c) *Operation and maintenance of continuous parameter monitoring systems.* (1) All monitoring equipment shall be installed, calibrated, maintained, and operated according to manufacturer's specifications or other written procedures that provide adequate assurance that the equipment would reasonably be expected to monitor accurately.

(2) The owner or operator of a regulated source shall maintain and operate each CPMS as specified in this section, or in a relevant subpart, and in a manner consistent with good air pollution control practices.

(i) The owner or operator of a regulated source shall ensure the immediate repair or replacement of CPMS parts to correct "routine" or otherwise predictable CPMS malfunctions. The necessary parts for routine repairs of the affected equipment shall be readily available.

(ii) If under the referencing subpart, an owner or operator has developed a start-up, shutdown, and malfunction plan, the plan is followed, and the CPMS is repaired immediately, this action shall be recorded as specified in § 63.998(c)(1)(ii)(E).

(iii) The Administrator's determination of whether acceptable operation and maintenance procedures are being used for the CPMS will be based on information that may include, but is not limited to, review of operation and maintenance procedures, operation and maintenance records as specified in § 63.998(c)(1)(i) and (ii), manufacturer's recommendations and specifications, and inspection of the CPMS.

(3) All CPMS's shall be installed and operational, and the data verified as specified in this subpart either prior to or in conjunction with conducting performance tests. Verification of operational status shall, at a minimum, include completion of the manufacturer's written specifications or recommendations for installation, operation, and calibration of the system or other written procedures that provide adequate assurance that the equipment would reasonably be expected to monitor accurately.

(4) All CPMS's shall be installed such that representative measurements of parameters from the regulated source are obtained.

(5) In accordance with the referencing subpart, except for system breakdowns, repairs, maintenance periods, instrument adjustments, or checks to maintain precision and accuracy, calibration checks, and zero and span adjustments, all continuous parameter monitoring systems shall be in continuous operation when emissions are being routed to the monitored device.

(6) The owner or operator shall establish a range for monitored parameters that indicates proper operation of the control or recovery device. In order to establish the range, the information required in § 63.999(b)(3) shall be submitted in the Notification of Compliance Status or the operating permit application or amendment. The range may be based upon a prior performance test meeting the specifications of § 63.997(b)(1) or a prior TRE index value determination, as applicable, or upon existing ranges or limits established under a referencing subpart. Where the regeneration stream flow and carbon bed temperature are monitored, the range shall be in terms of the total regeneration stream flow per regeneration cycle and the temperature of the carbon bed determined within 15 minutes of the completion of the regeneration cooling cycle.

(d) *Alternatives to monitoring requirements*—(1) *Alternatives to the continuous operating parameter monitoring and recordkeeping provisions.* An owner or operator may request approval to use alternatives to the continuous operating parameter monitoring and recordkeeping provisions listed in §§ 63.988(c), 63.990(c), 63.993(c), 63.994(c), 63.998(a)(2) through (4), 63.998(c)(2) and (3), as specified in § 63.999(d)(1).

(2) *Monitoring a different parameter than those listed.* An owner or operator may request approval to monitor a different parameter than those established in paragraph (c)(6) of this section or to set unique monitoring parameters if directed by §§ 63.994(c)(2) or 63.995(c), as specified in § 63.999(d)(2).

**§ 63.997 Performance test and compliance assessment requirements for control devices.**

(a) *Performance tests and flare compliance assessments.* Where §§ 63.985 through 63.995 require, or the owner or

operator elects to conduct, a performance test of a control device or a halogen reduction device, or a compliance assessment for a flare, the requirements of paragraphs (b) through (d) of this section apply.

(b) *Prior test results and waivers.* Initial performance tests and initial flare compliance assessments are required only as specified in this subpart or a referencing subpart.

(1) Unless requested by the Administrator, an owner or operator is not required to conduct a performance test or flare compliance assessment under this subpart if a prior performance test or compliance assessment was conducted using the same methods specified in § 63.997(e) or § 63.987(b)(3), as applicable, and either no process changes have been made since the test, or the owner or operator can demonstrate that the results of the performance test or compliance demonstration, with or without adjustments, reliably demonstrate compliance despite process changes. An owner or operator may request permission to substitute a prior performance test or compliance assessment by written application to the Administrator as specified in § 63.999(a)(1)(iv).

(2) Individual performance tests and flare compliance assessments may be waived upon written application to the Administrator, per § 63.999(a)(1)(iii), if, in the Administrator's judgment, the source is meeting the relevant standard(s) on a continuous basis, the source is being operated under an extension or waiver of compliance, or the owner or operator has requested an extension or waiver of compliance and the Administrator is still considering that request.

(3) Approval of any waiver granted under this section shall not abrogate the Administrator's authority under the Act or in any way prohibit the Administrator from later canceling the waiver. The cancellation will be made only after notification is given to the owner or operator of the source.

(c) *Performance tests and flare compliance assessments schedule.* (1) Unless a waiver of performance testing or flare compliance assessment is obtained under this section or the conditions of

a referencing subpart, the owner or operator shall perform such tests as specified in paragraphs (c)(1)(i) through (vii) of this section.

(i) Within 180 days after the effective date of a relevant standard for a new source that has an initial start-up date before the effective date of that standard; or

(ii) Within 180 days after initial start-up for a new source that has an initial start-up date after the effective date of a relevant standard; or

(iii) Within 180 days after the compliance date specified in a referencing subpart for an existing source, or within 180 days after start-up of an existing source if the source begins operation after the effective date of the relevant emission standard; or

(iv) Within 180 days after the compliance date for an existing source subject to an emission standard established pursuant to section 112(f) of the Act; or

(v) Within 180 days after the termination date of the source's extension of compliance or a waiver of compliance for an existing source that obtains an extension of compliance under § 63.1112(a), or waiver of compliance under 40 CFR 61.11; or

(vi) Within 180 days after the compliance date for a new source, subject to an emission standard established pursuant to section 112(f) of the Act, for which construction or reconstruction is commenced after the proposal date of a relevant standard established pursuant to section 112(d) of the Act but before the proposal date of the relevant standard established pursuant to section 112(f); or

(vii) When the promulgated emission standard in a referencing subpart is more stringent than the standard that was proposed, the owner or operator of a new or reconstructed source subject to that standard for which construction or reconstruction is commenced between the proposal and promulgation dates of the standard shall comply with performance testing requirements within 180 days after the standard's effective date, or within 180 days after start-up of the source, whichever is later. If a promulgated standard in a referencing subpart is more stringent than the proposed standard, the owner or operator may choose to demonstrate

compliance initially with either the proposed or the promulgated standard. If the owner or operator chooses to comply with the proposed standard initially, the owner or operator shall conduct a second performance test within 3 years and 180 days after the effective date of the standard, or after start-up of the source, whichever is later, to demonstrate compliance with the promulgated standard.

(2) The Administrator may require an owner or operator to conduct performance tests and compliance assessments at the regulated source at any time when the action is authorized by section 114 of the Act.

(3) Unless already permitted by the applicable title V permit, if an owner or operator elects to use a recovery device to replace an existing control device at a later date, or elects to use a different flare, nonflare control device or recovery device to replace an existing flare, nonflare control device or final recovery device at a later date, the owner or operator shall notify the Administrator, either by amendment of the regulated source's title V permit or, if title V is not applicable, by submission of the notice specified in § 63.999(c)(7) before implementing the change. Upon implementing the change, a compliance demonstration or performance test shall be performed according to the provisions of paragraphs (c)(3)(i) through (v) of this section, as applicable, within 180 days. The compliance assessment report shall be submitted to the Administrator within 60 days of completing the determination, as provided in § 63.999(a)(1)(ii).

(i) For flares used to replace an existing control device, a flare compliance demonstration shall be performed using the methods specified in § 63.987(b);

(ii) For flares used to replace an existing final recovery device that is used on an applicable process vent, the owner or operator shall comply with the applicable provisions in a referencing subpart and in this subpart;

(iii) For incinerators, boilers, or process heaters used to replace an existing control device, a performance test shall be performed, using the methods specified in § 63.997;

(iv) For absorbers, condensers, or carbon adsorbers used to replace an existing control device on a process vent or a transfer rack, a performance test shall be performed, using the methods specified in § 63.997;

(v) For absorbers, condensers, or carbon adsorbers used to replace an existing final recovery device on a process vent, the owner or operator shall comply with the applicable provisions of a referencing subpart and this subpart;

(d) *Performance testing facilities.* If required to do performance testing, the owner or operator of each new regulated source and, at the request of the Administrator, the owner or operator of each existing regulated source, shall provide performance testing facilities as specified in paragraphs (d)(1) through (5) of this section.

(1) Sampling ports adequate for test methods applicable to such source. This includes, as applicable, the requirements specified in (d)(1)(i) and (ii) of this section.

(i) Constructing the air pollution control system such that volumetric flow rates and pollutant emission rates can be accurately determined by applicable test methods and procedures; and

(ii) Providing a stack or duct free of cyclonic flow during performance tests, as demonstrated by applicable test methods and procedures;

(2) Safe sampling platform(s);

(3) Safe access to sampling platform(s);

(4) Utilities for sampling and testing equipment; and

(5) Any other facilities that the Administrator deems necessary for safe and adequate testing of a source.

(e) *Performance test procedures.* Where §§ 63.985 through 63.995 require the owner or operator to conduct a performance test of a control device or a halogen reduction device, the owner or operator shall follow the requirements of paragraphs (e)(1)(i) through (v) of this section, as applicable.

(1) *General procedures.* (i) *Continuous unit operations.* For continuous unit operations, performance tests shall be conducted at maximum representative operating conditions for the process, unless the Administrator specifies or approves alternate operating conditions. During the performance test, an

owner or operator may operate the control or halogen reduction device at maximum or minimum representative operating conditions for monitored control or halogen reduction device parameters, whichever results in lower emission reduction. Operations during periods of start-up, shutdown, and malfunction shall not constitute representative conditions for the purpose of a performance test.

(ii) [Reserved]

(iii) *Combination of both continuous and batch unit operations.* For a combination of both continuous and batch unit operations, performance tests shall be conducted at maximum representative operating conditions. For the purpose of conducting a performance test on a combined vent stream, maximum representative operating conditions shall be when batch emission episodes are occurring that result in the highest organic HAP emission rate (for the combined vent stream) that is achievable during the 6-month period that begins 3 months before and ends 3 months after the compliance assessment (e.g. TRE calculation, performance test) without causing any of the situations described in paragraphs (e)(1)(iii)(A) through (C) of this section.

(A) Causing damage to equipment;

(B) Necessitating that the owner or operator make product that does not meet an existing specification for sale to a customer; or

(C) Necessitating that the owner or operator make product in excess of demand.

(iv) *Alternatives to performance test requirements.* Performance tests shall be conducted and data shall be reduced in accordance with the test methods and procedures set forth in this subpart, in each relevant standard, and, if required, in applicable appendices of 40 CFR parts 51, 60, 61, and 63 unless the Administrator specifies one of the provisions in paragraphs (e)(1)(iv)(A) through (E) of this section.

(A) Specifies or approves, in specific cases, the use of a test method with minor changes in methodology; or

(B) Approves the use of an alternative test method, the results of which the Administrator has determined to be adequate for indicating whether a specific regulated source is

in compliance. The alternate method or data shall be validated using the applicable procedures of Method 301 of appendix A of 40 CFR part 63; or

(C) Approves shorter sampling times and smaller sample volumes when necessitated by process variables or other factors; or

(D) Waives the requirement for the performance test as specified in paragraph (b)(2) of this section because the owner or operator of a regulated source has demonstrated by other means to the Administrator's satisfaction that the regulated source is in compliance with the relevant standard; or

(E) Approves the use of an equivalent method.

(v) *Performance test runs.* Except as provided in paragraphs (e)(1)(v)(A) and (B) of this section, each performance test shall consist of three separate runs using the applicable test method. Each run shall be conducted for at least 1 hour and under the conditions specified in this section. For the purpose of determining compliance with an applicable standard, the arithmetic means of results of the three runs shall apply. In the event that a sample is accidentally lost or conditions occur in which one of the three runs must be discontinued because of forced shutdown, failure of an irreplaceable portion of the sample train, extreme meteorological conditions, or other circumstances, beyond the owner or operator's control, compliance may, upon the Administrator's approval, be determined using the arithmetic mean of the results of the two other runs.

(A) For control devices used to control emissions from transfer racks (except low throughput transfer racks that are capable of continuous vapor processing but do not handle continuous emissions or multiple loading arms of a transfer rack that load simultaneously), each run shall represent at least one complete tank truck or tank car loading period, during which regulated materials are loaded, and samples shall be collected using integrated sampling or grab samples taken at least four times per hour at approximately equal intervals of time, such as 15-minute intervals.

(B) For intermittent vapor processing systems used for controlling

transfer rack emissions (except low throughput transfer racks that do not handle continuous emissions or multiple loading arms of a transfer rack that load simultaneously), each run shall represent at least one complete control device cycle, and samples shall be collected using integrated sampling or grab samples taken at least four times per hour at approximately equal intervals of time, such as 15-minute intervals.

(2) *Specific procedures.* Where §§ 63.985 through 63.995 require the owner or operator to conduct a performance test of a control device, or a halogen reduction device, an owner or operator shall conduct that performance test using the procedures in paragraphs (e)(2)(i) through (iv) of this section, as applicable. The regulated material concentration and percent reduction may be measured as either total organic regulated material or as TOC minus methane and ethane according to the procedures specified.

(i) *Selection of sampling sites.* Method 1 or 1A of 40 CFR part 60, appendix A, as appropriate, shall be used for selection of the sampling sites.

(A) For determination of compliance with a percent reduction requirement of total organic regulated material or TOC, sampling sites shall be located as specified in paragraphs (e)(2)(i)(A)(1) and (e)(2)(i)(A)(2) of this section, and at the outlet of the control device.

(1) With the exceptions noted below in paragraphs (e)(2)(i)(A)(2) and (3), the control device inlet sampling site shall be located at the exit from the unit operation before any control device.

(2) For process vents from continuous unit operations at affected sources in subcategories where the applicability criteria includes a TRE index value, the control device inlet sampling site shall be located after the final recovery device.

(3) If a vent stream is introduced with the combustion air or as a secondary fuel into a boiler or process heater with a design capacity less than 44 megawatts, selection of the location of the inlet sampling sites shall ensure the measurement of total organic regulated material or TOC (minus methane and ethane) concentrations, as applicable, in all vent streams and primary

and secondary fuels introduced into the boiler or process heater.

(B) For determination of compliance with a parts per million by volume total regulated material or TOC limit in a referencing subpart, the sampling site shall be located at the outlet of the control device.

(ii) *Gas volumetric flow rate.* The gas volumetric flow rate shall be determined using Method 2, 2A, 2C, 2D, 2F, or 2G of 40 CFR part 60, appendix A, as appropriate.

(iii) *Total organic regulated material or TOC concentration.* To determine compliance with a parts per million by volume total organic regulated material or TOC limit, the owner or operator shall use Method 18 or 25A of 40 CFR part 60, appendix A, as applicable. The ASTM D6420–99 may be used in lieu of Method 18 of 40 CFR part 60, appendix A, under the conditions specified in paragraphs (e)(2)(iii)(D)(1) through (3) of this section. Alternatively, any other method or data that have been validated according to the applicable procedures in Method 301 of appendix A of 40 CFR part 63 may be used. The procedures specified in paragraphs (e)(2)(iii)(A), (B), (D), and (E) of this section shall be used to calculate parts per million by volume concentration. The calculated concentration shall be corrected to 3 percent oxygen using the procedures specified in paragraph (e)(2)(iii)(C) of this section if a combustion device is the control device and supplemental combustion air is used to combust the emissions.

(A) *Sampling time.* For continuous unit operations and for a combination of both continuous and batch unit operations, the minimum sampling time for each run shall be 1 hour in which either an integrated sample or a minimum of four grab samples shall be taken. If grab sampling is used, then the samples shall be taken at approximately equal intervals in time, such as 15 minute intervals during the run.

(B) *Concentration calculation.* The concentration of either TOC (minus methane or ethane) or total organic regulated material shall be calculated according to paragraph (e)(2)(iii)(B) (1) or (2) of this section.

(1) The TOC concentration ( $C_{\text{TOC}}$ ) is the sum of the concentrations of the

individual components and shall be computed for each run using Equation 2.

$$C_{\text{TOC}} = \sum_{i=1}^x \frac{\left( \sum_{j=1}^n C_{ji} \right)}{x} \quad [\text{Eq. 2}]$$

Where:

$C_{\text{TOC}}$  = Concentration of TOC (minus methane and ethane), dry basis, parts per million by volume.

$x$  = Number of samples in the sample run.

$n$  = Number of components in the sample.

$C_{ji}$  = Concentration of sample components  $j$  of sample  $i$ , dry basis, parts per million by volume.

(2) The total organic regulated material ( $C_{\text{REG}}$ ) shall be computed according to Equation 2 in paragraph (e)(2)(iii)(B)(1) of this section except that only the regulated species shall be summed.

(C) *Concentration correction calculation.* The concentration of TOC or total organic regulated material, as applicable, shall be corrected to 3 percent oxygen if a combustion device is the control device and supplemental combustion air is used to combust the emissions.

(1) The emission rate correction factor (or excess air), integrated sampling and analysis procedures of Method 3B of 40 CFR part 60, appendix A, or American Society of Mechanical Engineers (ASME) PTC 19–10–1981-Part 10 (available for purchase from: ASME International, Three Park Avenue, New York, NY 10016–5990, 800–843–2763 or 212–591–7722), shall be used to determine the oxygen concentration. The sampling site shall be the same as that of the organic regulated material or organic compound samples, and the samples shall be taken during the same time that the organic regulated material or organic compound samples are taken.

(2) The concentration corrected to 3 percent oxygen ( $C_c$ ) shall be computed using Equation 3.

$$C_c = C_m \left( \frac{17.9}{20.9 - \%O_{2d}} \right) \quad [\text{Eq. 3}]$$

Where:



$C_c$  = Concentration of TOC or organic regulated material corrected to 3 percent oxygen, dry basis, parts per million by volume.

$C_m$  = Concentration of TOC (minus methane and ethane) or organic regulated material, dry basis, parts per million by volume.

%O<sub>2d</sub> = Concentration of oxygen, dry basis, percentage by volume.

(D) To measure the total organic regulated material concentration at the outlet of a control device, use Method 18 of 40 CFR part 60, appendix A, or ASTM D6420-99. If you have a combustion control device, you must first determine which regulated material compounds are present in the inlet gas stream using process knowledge or the screening procedure described in Method 18. In conducting the performance test, analyze samples collected at the outlet of the combustion control device as specified in Method 18 or ASTM D6420-99 for the regulated material compounds present at the inlet of the control device. The method ASTM D6420-99 may be used only under the conditions specified in paragraphs (e)(2)(iii)(D)(I) through (3) of this section.

(I) If the target compound(s) is listed in Section 1.1 of ASTM D6420-99 and the target concentration is between 150 parts per billion by volume and 100 parts per million by volume.

(2) If the target compound(s) is not listed in Section 1.1 of ASTM D6420-99 but is potentially detected by mass spectrometry, an additional system continuing calibration check after each run, as detailed in Section 10.5.3 of ASTM D6420-99, must be followed, met, documented, and submitted with the performance test report even if you do not use a moisture condenser or the compound is not considered soluble.

(3) If a minimum of one sample/analysis cycle is completed at least every 15 minutes.

(E) To measure the TOC concentration, use Method 18 of 40 CFR part 60, appendix A, or use Method 25A of 40 CFR part 60, appendix A, according to the procedures in paragraphs (e)(2)(iii)(E)(I) through (4) of this section.

(I) Calibrate the instrument on the predominant regulated material compound.

(2) The test results are acceptable if the response from the high level cali-

bration gas is at least 20 times the standard deviation for the response from the zero calibration gas when the instrument is zeroed on its most sensitive scale.

(3) The span value of the analyzer must be less than 100 parts per million by volume.

(4) Report the results as carbon, calculated according to Equation 25A-1 of Method 25A of 40 CFR part 60, appendix A.

(iv) *Percent reduction calculation.* To determine compliance with a percent reduction requirement, the owner or operator shall use Method 18, 25, or 25A of 40 CFR part 60, appendix A, as applicable. The method ASTM D6420-99 may be used in lieu of Method 18 of 40 CFR part 60, appendix A, under the conditions specified in paragraphs (e)(2)(iii)(D)(I) through (3) of this section. Alternatively, any other method or data that have been validated according to the applicable procedures in Method 301 of appendix A of 40 CFR part 63 may be used. The procedures specified in paragraphs (e)(2)(iv)(A) through (I) of this section shall be used to calculate percent reduction efficiency.

(A) *Sampling time.* The minimum sampling time for each run shall be 1 hour in which either an integrated sample or a minimum of four grab samples shall be taken. If grab sampling is used, then the samples shall be taken at approximately equal intervals in time, such as 15-minute intervals during the run.

(B) *Mass rate of TOC or total organic regulated material.* The mass rate of either TOC (minus methane and ethane) or total organic regulated material ( $E_i$ ,  $E_o$ ) shall be computed as applicable.

(I) Equations 4 and 5 shall be used.

$$E_i = K_2 \left( \sum_{j=1}^n C_{ij} M_{ij} \right) Q_i \quad [\text{Eq. 4}]$$

$$E_o = K_2 \left( \sum_{j=1}^n C_{oj} M_{oj} \right) Q_o \quad [\text{Eq. 5}]$$

Where:

$E_i$ ,  $E_o$  = Emission rate of TOC (minus methane and ethane) ( $E_{\text{TOC}}$ ) or emission rate of total organic regulated material ( $E_{\text{RM}}$ ) in the sample at the inlet and outlet of the control

device, respectively, dry basis, kilogram per hour.

$K_2$  = Constant,  $2,494 \times 10^{-6}$  (parts per million)<sup>-1</sup> (gram-mole per standard cubic meter) (kilogram per gram) (minute per hour), where standard temperature (gram-mole per standard cubic meter) is 20 °C.

$n$  = Number of components in the sample.

$C_{ij}$ ,  $C_{oj}$  = Concentration on a dry basis of organic compound  $j$  in parts per million by volume of the gas stream at the inlet and outlet of the control device, respectively. If the TOC emission rate is being calculated,  $C_{ij}$  and  $C_{oj}$  include all organic compounds measured minus methane and ethane; if the total organic regulated material emissions rate is being calculated, only organic regulated material are included.

$M_{ij}$ ,  $M_{oj}$  = Molecular weight of organic compound  $j$ , gram per gram-mole, of the gas stream at the inlet and outlet of the control device, respectively.

$Q_i$ ,  $Q_o$  = Process vent flow rate, dry standard cubic meter per minute, at a temperature of 20 °C, at the inlet and outlet of the control device, respectively.

(2)–(3) [Reserved]

(C) *Percent reduction in TOC or total organic regulated material for continuous unit operations and a combination of both continuous and batch unit operations.* For continuous unit operations and for a combination of both continuous and batch unit operations, the percent reduction in TOC (minus methane and ethane) or total organic regulated material shall be calculated using Equation 6.

$$R = \frac{E_i - E_o}{E_i} (100) \quad [\text{Eq. 6}]$$

Where:

$R$  = Control efficiency of control device, percent.

$E_i$  = Mass rate of TOC (minus methane and ethane) or total organic regulated material at the inlet to the control device as calculated under paragraph (e)(2)(iv)(B) of this section, kilograms TOC per hour or kilograms organic regulated material per hour.

$E_o$  = Mass rate of TOC (minus methane and ethane) or total organic regulated material at the outlet of the control device, as calculated under paragraph (e)(2)(iv)(B) of this section, kilograms TOC per hour or kilograms total organic regulated material per hour.

(D) *Vent stream introduced with combustion air or as secondary fuel.* If the vent stream entering a boiler or process heater with a design capacity less

than 44 megawatts is introduced with the combustion air or as a secondary fuel, the weight-percent reduction of total organic regulated material or TOC (minus methane and ethane) across the device shall be determined by comparing the TOC (minus methane and ethane) or total organic regulated material in all combusted vent streams and primary and secondary fuels with the TOC (minus methane and ethane) or total organic regulated material exiting the combustion device, respectively.

(E) *Transfer racks.* Method 25A of 40 CFR part 60, appendix A, may also be used for the purpose of determining compliance with the percent reduction requirement for transfer racks.

(1) If Method 25A of 40 CFR part 60, appendix A, is used to measure the concentration of organic compounds ( $C_{TOC}$ ), the principal organic regulated material in the vent stream shall be used as the calibration gas.

(2) An emission testing interval shall consist of each 15-minute period during the performance test. For each interval, a reading from each measurement shall be recorded.

(3) The average organic compound concentration and the volume measurement shall correspond to the same emissions testing interval.

(4) The mass at the inlet and outlet of the control device during each testing interval shall be calculated using Equation 7.

$$M_j = FKV_s C_t \quad [\text{Eq. 7}]$$

Where:

$M_j$  = Mass of organic compounds emitted during testing interval  $j$ , kilograms.

$F$  =  $10^{-6}$  = Conversion factor, (cubic meters regulated material per cubic meters air) \* (parts per million by volume)<sup>-1</sup>.

$K$  = Density, kilograms per standard cubic meter organic regulated material.

= 659 kilograms per standard cubic meter organic regulated material. (Note: The density term cancels out when the percent reduction is calculated. Therefore, the density used has no effect. The density of hexane is given so that it can be used to maintain the units of  $M_j$ .)

$V_s$  = Volume of air-vapor mixture exhausted at standard conditions, 20 °C and 760 millimeters mercury, standard cubic meters.

$C_t$  = Total concentration of organic compounds (as measured) at the exhaust vent, parts per million by volume, dry basis.

(5) The organic compound mass emission rates at the inlet and outlet of the control device shall be calculated using Equations 8 and 9 as follows:

$$E_i = \frac{\sum_{j=1}^n M_{ij}}{T} \quad [\text{Eq. 8}]$$

$$E_o = \frac{\sum_{j=1}^n M_{oj}}{T} \quad [\text{Eq. 9}]$$

Where:

$E_i$ ,  $E_o$  = Mass flow rate of organic compounds at the inlet (i) and outlet (o) of the control device, kilograms per hour.

$n$  = Number of testing intervals.

$M_{ij}$ ,  $M_{oj}$  = Mass of organic compounds at the inlet (i) or outlet (o) during testing interval  $j$ , kilograms.

$T$  = Total time of all testing intervals, hours.

(F) To measure inlet and outlet concentrations of total organic regulated material, use Method 18 of 40 CFR part 60, appendix A, or ASTM D6420-99, under the conditions specified in paragraphs (e)(2)(iii)(D)(I) through (3) of this section. In conducting the performance test, collect and analyze samples as specified in Method 18 or ASTM D6420-99. You must collect samples simultaneously at the inlet and outlet of the control device. If the performance test is for a combustion control device, you must first determine which regulated material compounds are present in the inlet gas stream (i.e., uncontrolled emissions) using process knowledge or the screening procedure described in Method 18. Quantify the emissions for the regulated material compounds present in the inlet gas stream for both the inlet and outlet gas streams for the combustion device.

(G) To determine inlet and outlet concentrations of TOC, use Method 25 of 40 CFR part 60, appendix A. Measure the total gaseous non-methane organic (TGNMO) concentration of the inlet and outlet vent streams using the procedures of Method 25. Use the TGNMO concentration in Equations 4 and 5 of paragraph (e)(2)(iv)(B) of this section.

(H) Method 25A of 40 CFR part 60, appendix A, may be used instead of Method 25 to measure inlet and outlet con-

centrations of TOC if the condition in either paragraph (e)(2)(iv)(H)(I) or (2) of this section is met.

(I) The concentration at the inlet to the control system and the required level of control would result in exhaust TGNMO concentrations of 50 parts per million by volume or less.

(2) Because of the high efficiency of the control device, the anticipated TGNMO concentration of the control device exhaust is 50 parts per million by volume or less, regardless of the inlet concentration.

(I) If the uncontrolled or inlet gas stream to the control device contains formaldehyde, you must conduct emissions testing according to paragraph (e)(2)(iv)(I)(I) or (2) of this section.

(I) If you elect to comply with a percent reduction requirement and formaldehyde is the principal regulated material compound (i.e., greater than 50 percent of the regulated material compounds in the stream by volume), you must use Method 316 or 320 of 40 CFR part 63, appendix A, to measure formaldehyde at the inlet and outlet of the control device. Use the percent reduction in formaldehyde as a surrogate for the percent reduction in total regulated material emissions.

(2) If you elect to comply with an outlet total organic regulated material concentration or TOC concentration limit, and the uncontrolled or inlet gas stream to the control device contains greater than 10 percent (by volume) formaldehyde, you must use Method 316 or 320 of 40 CFR part 63, appendix A, to separately determine the formaldehyde concentration. Calculate the total organic regulated material concentration or TOC concentration by totaling the formaldehyde emissions measured using Method 316 or 320 and the other regulated material compound emissions measured using Method 18 or 25/25A.

(3) An owner or operator using a halogen scrubber or other halogen reduction device to control process vent and transfer rack halogenated vent streams in compliance with a referencing subpart, who is required to conduct a performance test to determine compliance with a control efficiency or emission limit for hydrogen halides and halogens, shall follow the

procedures specified in paragraphs (e)(3)(i) through (iv) of this section.

(i) For an owner or operator determining compliance with the percent reduction of total hydrogen halides and halogens, sampling sites shall be located at the inlet and outlet of the scrubber or other halogen reduction device used to reduce halogen emissions. For an owner or operator determining compliance with a kilogram per hour outlet emission limit for total hydrogen halides and halogens, the sampling site shall be located at the outlet of the scrubber or other halogen reduction device and prior to any releases to the atmosphere.

(ii) Except as provided in paragraph (e)(1)(iv) of this section, Method 26 or Method 26A of 40 CFR part 60, appendix A, shall be used to determine the concentration, in milligrams per dry standard cubic meter, of total hydrogen halides and halogens that may be present in the vent stream. The mass emissions of each hydrogen halide and halogen compound shall be calculated from the measured concentrations and the gas stream flow rate.

(iii) To determine compliance with the percent removal efficiency, the mass emissions for any hydrogen halides and halogens present at the inlet of the halogen reduction device shall be summed together. The mass emissions of the compounds present at the outlet of the scrubber or other halogen reduction device shall be summed together. Percent reduction shall be determined by comparison of the summed inlet and outlet measurements.

(iv) To demonstrate compliance with a kilogram per hour outlet emission limit, the test results must show that the mass emission rate of total hydrogen halides and halogens measured at the outlet of the scrubber or other halogen reduction device is below the kilogram per hour outlet emission limit specified in a referencing subpart.

[64 FR 34866, June 29, 1999, as amended at 67 FR 46277, July 12, 2002]

**§ 63.998 Recordkeeping requirements.**

(a) *Compliance assessment, monitoring, and compliance records*—(1) *Conditions of flare compliance assessment, monitoring, and compliance records.* Upon request,

the owner or operator shall make available to the Administrator such records as may be necessary to determine the conditions of flare compliance assessments performed pursuant to § 63.987(b).

(i) *Flare compliance assessment records.* When using a flare to comply with this subpart, record the information specified in paragraphs (a)(1)(i)(A) through (C) of this section for each flare compliance assessment performed pursuant to § 63.987(b). As specified in § 63.999(a)(2)(iii)(A), the owner or operator shall include this information in the flare compliance assessment report.

(A) Flare design (i.e., steam-assisted, air-assisted, or non-assisted);

(B) All visible emission readings, heat content determinations, flow rate measurements, and exit velocity determinations made during the flare compliance assessment; and

(C) All periods during the flare compliance assessment when all pilot flames are absent or, if only the flare flame is monitored, all periods when the flare flame is absent.

(ii) *Monitoring records.* Each owner or operator shall keep up to date and readily accessible hourly records of whether the monitor is continuously operating and whether the flare flame or at least one pilot flame is continuously present. For transfer racks, hourly records are required only while the transfer rack vent stream is being vented.

(iii) *Compliance records.* (A) Each owner or operator shall keep records of the times and duration of all periods during which the flare flame or all the pilot flames are absent. This record shall be submitted in the periodic reports as specified in § 63.999(c)(3).

(B) Each owner or operator shall keep records of the times and durations of all periods during which the monitor is not operating.

(2) *Nonflare control device performance test records.* (i) *Availability of performance test records.* Upon request, the owner or operator shall make available to the Administrator such records as may be necessary to determine the conditions of performance tests performed pursuant to §§ 63.988(b), 63.990(b), 63.994(b), or 63.995(b).

(ii) *Nonflare control device and halogen reduction device performance test records.*

(A) *General requirements.* Each owner or operator subject to the provisions of this subpart shall keep up-to-date, readily accessible continuous records of the data specified in paragraphs (a)(2)(ii)(B) through (C) of this section, as applicable, measured during each performance test performed pursuant to § 63.988(b), § 63.990(b), § 63.994(b), or § 63.995(b), and also include that data in the Notification of Compliance Status required under § 63.999(b). The same data specified in this section shall be submitted in the reports of all subsequently required performance tests where either the emission control efficiency of a combustion device, or the outlet concentration of TOC or regulated material is determined.

(B) *Nonflare combustion device.* Where an owner or operator subject to the provisions of this paragraph seeks to demonstrate compliance with a percent reduction requirement or a parts per million by volume requirement using a nonflare combustion device the information specified in (a)(2)(ii)(B)(1) through (6) of this section shall be recorded.

(1) For thermal incinerators, record the fire box temperature averaged over the full period of the performance test.

(2) For catalytic incinerators, record the upstream and downstream temperatures and the temperature difference across the catalyst bed averaged over the full period of the performance test.

(3) For a boiler or process heater with a design heat input capacity less than 44 megawatts and a vent stream that is not introduced with or as the primary fuel, record the fire box temperature averaged over the full period of the performance test.

(4) For an incinerator, record the percent reduction of organic regulated material, if applicable, or TOC achieved by the incinerator determined as specified in § 63.997(e)(2)(iv), as applicable, or the concentration of organic regulated material (parts per million by volume, by compound) determined as specified in § 63.997(e)(2)(iii) at the outlet of the incinerator.

(5) For a boiler or process heater, record a description of the location at

which the vent stream is introduced into the boiler or process heater.

(6) For a boiler or process heater with a design heat input capacity of less than 44 megawatts and where the process vent stream is introduced with combustion air or used as a secondary fuel and is not mixed with the primary fuel, record the percent reduction of organic regulated material or TOC, or the concentration of regulated material or TOC (parts per million by volume, by compound) determined as specified in § 63.997(e)(2)(iii) at the outlet of the combustion device.

(C) *Other nonflare control devices.* Where an owner or operator seeks to use an absorber, condenser, or carbon adsorber as a control device, the information specified in paragraphs (a)(2)(ii)(C)(1) through (5) of this section shall be recorded, as applicable.

(1) Where an absorber is used as the control device, the exit specific gravity and average exit temperature of the absorbing liquid averaged over the same time period as the performance test (both measured while the vent stream is normally routed and constituted); or

(2) Where a condenser is used as the control device, the average exit (product side) temperature averaged over the same time period as the performance test while the vent stream is routed and constituted normally; or

(3) Where a carbon adsorber is used as the control device, the total regeneration stream mass flow during each carbon-bed regeneration cycle during the period of the performance test, and temperature of the carbon-bed after each regeneration during the period of the performance test (and within 15 minutes of completion of any cooling cycle or cycles; or

(4) As an alternative to paragraph (a)(2)(ii)(C)(1), (2), or (3) of this section, the concentration level or reading indicated by an organics monitoring device at the outlet of the absorber, condenser, or carbon adsorber averaged over the same time period as the performance test while the vent stream is normally routed and constituted.

(5) For an absorber, condenser, or carbon adsorber used as a control device, the percent reduction of regulated

material achieved by the control device or concentration of regulated material (parts per million by volume, by compound) at the outlet of the control device.

(D) *Halogen reduction devices.* When using a scrubber following a combustion device to control a halogenated vent stream, record the information specified in paragraphs (a)(2)(ii)(D)(I) through (3) of this section.

(1) The percent reduction or scrubber outlet mass emission rate of total hydrogen halides and halogens as specified in § 63.997(e)(3).

(2) The pH of the scrubber effluent averaged over the time period of the performance test; and

(3) The scrubber liquid-to-gas ratio averaged over the time period of the performance test.

(3) *Recovery device monitoring records during TRE index value determination.* For process vents that require control of emissions under a referencing subpart, owners or operators using a recovery device to maintain a TRE above a level specified in the referencing subpart shall maintain the continuous records specified in paragraph (a)(3)(i) through (v) of this section, as applicable, and submit reports as specified in § 63.999(a)(2)(iii)(C).

(i) Where an absorber is the final recovery device in the recovery system and the saturated scrubbing fluid and specific gravity of the scrubbing fluid is greater than or equal to 0.02 specific gravity units, the exit specific gravity (or alternative parameter that is a measure of the degree of absorbing liquid saturation if approved by the Administrator) and average exit temperature of the absorbing liquid averaged over the same time period as the TRE index value determination (both measured while the vent stream is normally routed and constituted); or

(ii) Where a condenser is the final recovery device in the recovery system, the average exit (product side) temperature averaged over the same time period as the TRE index value determination while the vent stream is routed and constituted normally; or

(iii) Where a carbon adsorber is the final recovery device in the recovery system, the total regeneration stream mass flow during each carbon-bed re-

generation cycle during the period of the TRE index value determination, and temperature of the carbon-bed after each regeneration during the period of the TRE index value determination (and within 15 minutes of completion of any cooling cycle or cycles); or

(iv) As an alternative to paragraph (a)(3)(i), (ii), or (iii) of this section, the concentration level or reading indicated by an organics monitoring device at the outlet of the absorber, condenser, or carbon adsorber averaged over the same time period as the TRE index value determination while the vent stream is normally routed and constituted.

(v) All measurements and calculations performed to determine the TRE index value of the vent stream as specified in a referencing subpart.

(4) *Halogen concentration records.* Record the halogen concentration in the vent stream determined according to the procedures specified in a referencing subpart. Submit this record in the Notification of Compliance Status, as specified in § 63.999(b)(4). If the owner or operator designates the vent stream as halogenated, then this shall be recorded and reported in the Notification of Compliance Status report.

(b) *Continuous records and monitoring system data handling—(1) Continuous records.* Where this subpart requires a continuous record, the owner or operator shall maintain a record as specified in paragraphs (b)(1)(i) through (iv) of this section, as applicable:

(i) A record of values measured at least once every 15 minutes or each measured value for systems which measure more frequently than once every 15 minutes; or

(ii) A record of block average values for 15-minute or shorter periods calculated from all measured data values during each period or from at least one measured data value per minute if measured more frequently than once per minute.

(iii) Where data is collected from an automated continuous parameter monitoring system, the owner or operator may calculate and retain block hourly average values from each 15-minute block average period or from at least one measured value per minute if measured more frequently than once

per minute, and discard all but the most recent three valid hours of continuous (15-minute or shorter) records, if the hourly averages do not exclude periods of CPMS breakdown or malfunction. An automated CPMS records the measured data and calculates the hourly averages through the use of a computerized data acquisition system.

(iv) A record as required by an alternative approved under a referencing subpart.

(2) *Excluded data.* Monitoring data recorded during periods identified in paragraphs (b)(2)(i) through (iii) of this section shall not be included in any average computed to determine compliance with an emission limit in a referencing subpart.

(i) Monitoring system breakdowns, repairs, preventive maintenance, calibration checks, and zero (low-level) and high-level adjustments;

(ii) Periods of non-operation of the process unit (or portion thereof), resulting in cessation of the emissions to which the monitoring applies; and

(iii) Startups, shutdowns, and malfunctions, if the owner or operator operates the source during such periods in accordance with § 63.1111(a) and maintains the records specified in paragraph (d)(3) of this section.

(3) *Records of daily averages.* In addition to the records specified in paragraph (a), owners or operators shall keep records as specified in paragraphs (b)(3)(i) and (ii) of this section and submit reports as specified in § 63.999(c), unless an alternative recordkeeping system has been requested and approved under a referencing subpart.

(i) Except as specified in paragraph (b)(3)(ii) of this section, daily average values of each continuously monitored parameter shall be calculated from data meeting the specifications of paragraph (b)(2) of this section for each operating day and retained for 5 years.

(A) The daily average shall be calculated as the average of all values for a monitored parameter recorded during the operating day. The average shall cover a 24-hour period if operation is continuous, or the period of operation per operating day if operation is not continuous (e.g., for transfer racks the average shall cover periods of loading). If values are measured more frequently

than once per minute, a single value for each minute may be used to calculate the daily average instead of all measured values.

(B) The operating day shall be the period defined in the operating permit or in the Notification of Compliance Status. It may be from midnight to midnight or another daily period.

(ii) If all recorded values for a monitored parameter during an operating day are within the range established in the Notification of Compliance Status or in the operating permit, the owner or operator may record that all values were within the range and retain this record for 5 years rather than calculating and recording a daily average for that operating day. In such cases, the owner or operator may not discard the recorded values as allowed in paragraph (b)(1)(iii) of this section.

(4) [Reserved]

(5) *Alternative recordkeeping.* For any parameter with respect to any item of equipment associated with a process vent or transfer rack (except low throughput transfer loading racks), the owner or operator may implement the recordkeeping requirements in paragraphs (b)(5)(i) or (ii) of this section as alternatives to the recordkeeping provisions listed in paragraphs (b)(1) through (3) of this section. The owner or operator shall retain each record required by paragraphs (b)(5)(i) or (ii) of this section as provided in a referencing subpart.

(i) The owner or operator may retain only the daily average value, and is not required to retain more frequently monitored operating parameter values, for a monitored parameter with respect to an item of equipment, if the requirements of paragraphs (b)(5)(i)(A) through (F) of this section are met. The owner or operator shall notify the Administrator in the Notification of Compliance Status as specified in § 63.999(b)(5) or, if the Notification of Compliance Status has already been submitted, in the Periodic Report immediately preceding implementation of the requirements of this paragraph, as specified in § 63.999(c)(6)(iv).

(A) The monitoring system is capable of detecting unrealistic or impossible data during periods of operation other

than start-ups, shutdowns or malfunctions (e.g., a temperature reading of  $-200^{\circ}\text{C}$  on a boiler), and will alert the operator by alarm or other means. The owner or operator shall record the occurrence. All instances of the alarm or other alert in an operating day constitute a single occurrence.

(B) The monitoring system generates a running average of the monitoring values, updated at least hourly throughout each operating day, that have been obtained during that operating day, and the capability to observe this average is readily available to the Administrator on-site during the operating day. The owner or operator shall record the occurrence of any period meeting the criteria in paragraphs (b)(5)(i)(B)(1) through (3) of this section. All instances in an operating day constitute a single occurrence.

(1) The running average is above the maximum or below the minimum established limits;

(2) The running average is based on at least six one-hour average values; and

(3) The running average reflects a period of operation other than a start-up, shutdown, or malfunction.

(C) The monitoring system is capable of detecting unchanging data during periods of operation other than start-ups, shutdowns or malfunctions, except in circumstances where the presence of unchanging data is the expected operating condition based on past experience (e.g., pH in some scrubbers), and will alert the operator by alarm or other means. The owner or operator shall record the occurrence. All instances of the alarm or other alert in an operating day constitute a single occurrence.

(D) The monitoring system will alert the owner or operator by an alarm, if the running average parameter value calculated under paragraph (b)(5)(i)(B) of this section reaches a set point that is appropriately related to the established limit for the parameter that is being monitored.

(E) The owner or operator shall verify the proper functioning of the monitoring system, including its ability to comply with the requirements of paragraph (b)(5)(i) of this section, at the times specified in paragraphs

(b)(5)(i)(E)(1) through (3) of this section. The owner or operator shall document that the required verifications occurred.

(1) Upon initial installation.

(2) Annually after initial installation.

(3) After any change to the programming or equipment constituting the monitoring system that might reasonably be expected to alter the monitoring system's ability to comply with the requirements of this section.

(F) The owner or operator shall retain the records identified in paragraphs (b)(5)(i)(F)(1) through (4) of this section.

(1) Identification of each parameter, for each item of equipment, for which the owner or operator has elected to comply with the requirements of paragraph (b)(5)(i) of this section.

(2) A description of the applicable monitoring system(s), and of how compliance will be achieved with each requirement of paragraph (b)(5)(i)(A) through (E) of this section. The description shall identify the location and format (e.g., on-line storage; log entries) for each required record. If the description changes, the owner or operator shall retain both the current and the most recent superseded description. The description, and the most recent superseded description, shall be retained as provided in the subpart that references this subpart, except as provided in paragraph (b)(5)(i)(F)(1) of this section.

(3) A description, and the date, of any change to the monitoring system that would reasonably be expected to affect its ability to comply with the requirements of paragraph (b)(5)(i) of this section.

(4) Owners and operators subject to paragraph (b)(5)(i)(F)(2) of this section shall retain the current description of the monitoring system as long as the description is current, but not less than 5 years from the date of its creation. The current description shall be retained on-site at all times or be accessible from a central location by computer or other means that provides access within 2 hours after a request. The owner or operator shall retain the most recent superseded description at least until 5 years from the date of its



creation. The superseded description shall be retained on-site (or accessible from a central location by computer that provides access within 2 hours after a request) at least 6 months after being superseded. Thereafter, the superseded description may be stored off-site.

(ii) If an owner or operator has elected to implement the requirements of paragraph (b)(5)(i) of this section, and a period of 6 consecutive months has passed without an excursion as defined in paragraph (b)(6)(i) of this section, the owner or operator is no longer required to record the daily average value for that parameter for that unit of equipment, for any operating day when the daily average value is less than the maximum, or greater than the minimum established limit. With approval by the Administrator, monitoring data generated prior to the compliance date of this subpart shall be credited toward the period of 6 consecutive months, if the parameter limit and the monitoring were required and/or approved by the Administrator.

(A) If the owner or operator elects not to retain the daily average values, the owner or operator shall notify the Administrator in the next Periodic Report, as specified in § 63.999(c)(6)(i). The notification shall identify the parameter and unit of equipment.

(B) If there is an excursion as defined in paragraph (b)(6)(i) of this section on any operating day after the owner or operator has ceased recording daily averages as provided in paragraph (b)(5)(ii) of this section, the owner or operator shall immediately resume retaining the daily average value for each operating day, and shall notify the Administrator in the next Periodic Report, as specified in § 63.999(c). The owner or operator shall continue to retain each daily average value until another period of 6 consecutive months has passed without an excursion as defined in paragraph (b)(6)(i) of this section.

(C) The owner or operator shall retain the records specified in paragraphs (b)(5)(i)(A) through (F) of this section for the duration specified in a referencing subpart. For any week, if compliance with paragraphs (b)(5)(i)(A) through (D) of this section does not re-

sult in retention of a record of at least one occurrence or measured parameter value, the owner or operator shall record and retain at least one parameter value during a period of operation other than a start-up, shutdown, or malfunction.

(6)(i) For the purposes of this section, an excursion means that the daily average value of monitoring data for a parameter is greater than the maximum, or less than the minimum established value, except as provided in paragraphs (b)(6)(i)(A) and (B) of this section.

(A) The daily average value during any startup, shutdown, or malfunction shall not be considered an excursion if the owner or operator operates the source during such periods in accordance with § 63.1111(a) and maintains the records specified in paragraph (d)(3) of this section.

(B) An excused excursion, as described in paragraph (b)(6)(ii), does not count toward the number of excursions for the purposes of this subpart.

(ii) One excused excursion for each control device or recovery device for each semiannual period is allowed. If a source has developed a startup, shutdown and malfunction plan, and a monitored parameter is outside its established range or monitoring data are not collected during periods of start-up, shutdown, or malfunction (and the source is operated during such periods in accordance with § 63.1111(a)) or during periods of nonoperation of the process unit or portion thereof (resulting in cessation of the emissions to which monitoring applies), then the excursion is not a violation and, in cases where continuous monitoring is required, the excursion does not count as the excused excursion for determining compliance.

(c) *Nonflare control and recovery device regulated source monitoring records*—(1) *Monitoring system records.* For process vents and high throughput transfer racks, the owner or operator subject to this subpart shall keep the records specified in this paragraph, as well as records specified elsewhere in this subpart.

(i) For a CPMS used to comply with this part, a record of the procedure used for calibrating the CPMS.

(ii) For a CPMS used to comply with this subpart, records of the information specified in paragraphs (c)(ii)(A) through (H) of this section, as indicated in a referencing subpart.

(A) The date and time of completion of calibration and preventive maintenance of the CPMS.

(B) The “as found” and “as left” CPMS readings, whenever an adjustment is made that affects the CPMS reading and a “no adjustment” statement otherwise.

(C) The start time and duration or start and stop times of any periods when the CPMS is inoperative.

(D) Records of the occurrence and duration of each start-up, shutdown, and malfunction of CPMS used to comply with this subpart during which excess emissions (as defined in a referencing subpart) occur.

(E) For each start-up, shutdown, and malfunction during which excess emissions as defined in a referencing subpart occur, records whether the procedures specified in the source’s start-up, shutdown, and malfunction plan were followed, and documentation of actions taken that are not consistent with the plan. These records may take the form of a “checklist,” or other form of recordkeeping that confirms conformance with the start-up, shutdown, and malfunction plan for the event.

(F) Records documenting each start-up, shutdown, and malfunction event.

(G) Records of CPMS start-up, shutdown, and malfunction event that specify that there were no excess emissions during the event, as applicable.

(H) Records of the total duration of operating time.

(2) *Combustion control and halogen reduction device monitoring records.* (i) Each owner or operator using a combustion control or halogen reduction device to comply with this subpart shall keep the following records up-to-date and readily accessible, as applicable. Continuous records of the equipment operating parameters specified to be monitored under §§ 63.988(c) (incinerator, boiler, and process heater monitoring), 63.994(c) (halogen reduction device monitoring), and 63.995(c) (other combustion systems used as control device monitoring) or approved by the

Administrator in accordance with a referencing subpart.

(ii) Each owner or operator shall keep records of the daily average value of each continuously monitored parameter for each operating day determined according to the procedures specified in paragraph (b)(3)(i) of this section. For catalytic incinerators, record the daily average of the temperature upstream of the catalyst bed and the daily average of the temperature differential across the bed. For halogen scrubbers record the daily average pH and the liquid-to-gas ratio.

(iii) Each owner or operator subject to the provisions of this subpart shall keep up-to-date, readily accessible records of periods of operation during which the parameter boundaries are exceeded. The parameter boundaries are established pursuant to § 63.996(c)(6).

(3) *Monitoring records for recovery devices, absorbers, condensers, carbon adsorbers or other noncombustion systems used as control devices.* (i) Each owner or operator using a recovery device to achieve and maintain a TRE index value greater than the control applicability level specified in the referencing subpart but less than 4.0 or using an absorber, condenser, carbon adsorber or other non-combustion system as a control device shall keep readily accessible, continuous records of the equipment operating parameters specified to be monitored under §§ 63.990(c) (absorber, condenser, and carbon adsorber monitoring), 63.993(c) (recovery device monitoring), or 63.995(c) (other non-combustion systems used as a control device monitoring) or as approved by the Administrator in accordance with a referencing subpart. For transfer racks, continuous records are required while the transfer vent stream is being vented.

(ii) Each owner or operator shall keep records of the daily average value of each continuously monitored parameter for each operating day determined according to the procedures specified in paragraph (b)(3)(i) of this section. If carbon adsorber regeneration stream flow and carbon bed regeneration temperature are monitored, the records specified in paragraphs (c)(3)(ii)(A) and (B) of this section shall be kept instead of the daily averages.

## Environmental Protection Agency

## § 63.998

(A) Records of total regeneration stream mass or volumetric flow for each carbon-bed regeneration cycle.

(B) Records of the temperature of the carbon bed after each regeneration and within 15 minutes of completing any cooling cycle.

(iii) Each owner or operator subject to the provisions of this subpart shall keep up-to-date, readily accessible records of periods of operation during which the parameter boundaries are exceeded. The parameter boundaries are established pursuant to § 63.996(c)(6).

(d) *Other records*—(1) *Closed vent system records*. For closed vent systems the owner or operator shall record the information specified in paragraphs (d)(1)(i) through (iv) of this section, as applicable.

(i) For closed vent systems collecting regulated material from a regulated source, the owner or operator shall record the identification of all parts of the closed vent system, that are designated as unsafe or difficult to inspect, an explanation of why the equipment is unsafe or difficult to inspect, and the plan for inspecting the equipment required by § 63.983(b)(2)(ii) or (iii) of this section.

(ii) For each closed vent system that contains bypass lines that could divert a vent stream away from the control device and to the atmosphere, the owner or operator shall keep a record of the information specified in either paragraph (d)(1)(ii)(A) or (B) of this section, as applicable.

(A) Hourly records of whether the flow indicator specified under § 63.983(a)(3)(i) was operating and whether a diversion was detected at any time during the hour, as well as records of the times of all periods when the vent stream is diverted from the control device or the flow indicator is not operating.

(B) Where a seal mechanism is used to comply with § 63.983(a)(3)(ii), hourly records of flow are not required. In such cases, the owner or operator shall record that the monthly visual inspection of the seals or closure mechanisms has been done, and shall record the occurrence of all periods when the seal mechanism is broken, the bypass line valve position has changed, or the key for a lock-and-key type lock has been

checked out, and records of any car-seal that has been broken.

(iii) For a closed vent system collecting regulated material from a regulated source, when a leak is detected as specified in § 63.983(d)(2), the information specified in paragraphs (d)(1)(iii)(A) through (F) of this section shall be recorded and kept for 5 years.

(A) The instrument and the equipment identification number and the operator name, initials, or identification number.

(B) The date the leak was detected and the date of the first attempt to repair the leak.

(C) The date of successful repair of the leak.

(D) The maximum instrument reading measured by the procedures in § 63.983(c) after the leak is successfully repaired or determined to be nonrepairable.

(E) “Repair delayed” and the reason for the delay if a leak is not repaired within 15 days after discovery of the leak. The owner or operator may develop a written procedure that identifies the conditions that justify a delay of repair. In such cases, reasons for delay of repair may be documented by citing the relevant sections of the written procedure.

(F) Copies of the Periodic Reports as specified in § 63.999(c), if records are not maintained on a computerized database capable of generating summary reports from the records.

(iv) For each instrumental or visual inspection conducted in accordance with § 63.983(b)(1) for closed vent systems collecting regulated material from a regulated source during which no leaks are detected, the owner or operator shall record that the inspection was performed, the date of the inspection, and a statement that no leaks were detected.

(2) *Storage vessel and transfer rack records*. An owner or operator shall keep readily accessible records of the information specified in paragraphs (d)(2)(i) and (ii) of this section, as applicable.

(i) A record of the measured values of the parameters monitored in accordance with § 63.985(c) or § 63.987(c).

(ii) A record of the planned routine maintenance performed on the control

system during which the control system does not meet the applicable specifications of §§ 63.983(a), 63.985(a), or 63.987(a), as applicable, due to the planned routine maintenance. Such a record shall include the information specified in paragraphs (d)(2)(ii)(A) through (C) of this section. This information shall be submitted in the Periodic Reports as specified in § 63.999(c)(4).

(A) The first time of day and date the requirements of §§ 63.983(a), 63.985(a), or 63.987(a), as applicable, were not met at the beginning of the planned routine maintenance, and

(B) The first time of day and date the requirements of §§ 63.983(a), 63.985(a), or 63.987(a), as applicable, were met at the conclusion of the planned routine maintenance.

(C) A description of the type of maintenance performed.

(3) *Regulated source and control equipment start-up, shutdown and malfunction records.* (i) Records of the occurrence and duration of each start-up, shutdown, and malfunction of operation of process equipment or of air pollution control equipment used to comply with this part during which excess emissions (as defined in a referencing subpart) occur.

(ii) For each start-up, shutdown, and malfunction during which excess emissions occur, records that the procedures specified in the source's start-up, shutdown, and malfunction plan were followed, and documentation of actions taken that are not consistent with the plan. For example, if a start-up, shutdown, and malfunction plan includes procedures for routing control device emissions to a backup control device (e.g., the incinerator for a halogenated stream could be routed to a flare during periods when the primary control device is out of service), records must be kept of whether the plan was followed. These records may take the form of a "checklist," or other form of recordkeeping that confirms conformance with the start-up, shutdown, and malfunction plan for the event.

(4) *Equipment leak records.* The owner or operator shall maintain records of the information specified in paragraphs (d)(4)(i) and (ii) of this section for closed vent systems and control de-

vices if specified by the equipment leak provisions in a referencing subpart. The records specified in paragraph (d)(4)(i) of this section shall be retained for the life of the equipment. The records specified in paragraph (d)(4)(ii) of this section shall be retained for 5 years.

(i) The design specifications and performance demonstrations specified in paragraphs (d)(4)(i)(A) through (C) of this section.

(A) Detailed schematics, design specifications of the control device, and piping and instrumentation diagrams.

(B) The dates and descriptions of any changes in the design specifications.

(C) A description of the parameter or parameters monitored, as required in a referencing subpart, to ensure that control devices are operated and maintained in conformance with their design and an explanation of why that parameter (or parameters) was selected for the monitoring.

(ii) Records of operation of closed vent systems and control devices, as specified in paragraphs (d)(4)(ii)(A) through (C) of this section.

(A) Dates and durations when the closed vent systems and control devices required are not operated as designed as indicated by the monitored parameters.

(B) Dates and durations during which the monitoring system or monitoring device is inoperative.

(C) Dates and durations of start-ups and shutdowns of control devices required in this subpart.

(5) *Records of monitored parameters outside of range.* The owner or operator shall record the occurrences and the cause of periods when the monitored parameters are outside of the parameter ranges documented in the Notification of Compliance Status report. This information shall also be reported in the Periodic Report.

[64 FR 34866, June 29, 1999, as amended at 64 FR 63705, Nov. 22, 1999; 71 FR 20458, Apr. 20, 2006]

#### § 63.999 Notifications and other reports.

(a) *Performance test and flare compliance assessment notifications and reports—(1) General requirements.* General requirements for performance test and

## Environmental Protection Agency

## § 63.999

flare compliance assessment notifications and reports are specified in paragraphs (a)(1)(i) through (iii) of this section.

(i) The owner or operator shall notify the Administrator of the intention to conduct a performance test or flare compliance assessment at least 30 days before such a compliance demonstration is scheduled to allow the Administrator the opportunity to have an observer present. If after 30 days notice for such an initially scheduled compliance demonstration, there is a delay (due to operational problems, etc.) in conducting the scheduled compliance demonstration, the owner or operator of an affected facility shall notify the Administrator as soon as possible of any delay in the original demonstration date. The owner or operator shall provide at least 7 days prior notice of the rescheduled date of the compliance demonstration, or arrange a rescheduled date with the Administrator by mutual agreement.

(ii) Unless specified differently in this subpart or a referencing subpart, performance test and flare compliance assessment reports, not submitted as part of a Notification of Compliance Status report, shall be submitted to the Administrator within 60 days of completing the test or determination.

(iii) Any application for a waiver of an initial performance test or flare compliance assessment, as allowed by § 63.997(b)(2), shall be submitted no later than 90 days before the performance test or compliance assessment is required. The application for a waiver shall include information justifying the owner or operator's request for a waiver, such as the technical or economic infeasibility, or the impracticality, of the source performing the test.

(iv) Any application to substitute a prior performance test or compliance assessment for an initial performance test or compliance assessment, as allowed by § 63.997(b)(1), shall be submitted no later than 90 days before the performance test or compliance test is required. The application for substitution shall include information demonstrating that the prior performance test or compliance assessment was conducted using the same methods speci-

fied in § 63.997(e) or § 63.987(b)(3), as applicable. The application shall also include information demonstrating that no process changes have been made since the test, or that the results of the performance test or compliance assessment reliably demonstrate compliance despite process changes.

(2) *Performance test and flare compliance assessment report submittal and content requirements.* Performance test and flare compliance assessment reports shall be submitted as specified in paragraphs (a)(2)(i) through (iii) of this section.

(i) For performance tests or flare compliance assessments, the Notification of Compliance Status or performance test and flare compliance assessment report shall include one complete test report as specified in paragraph (a)(2)(ii) of this section for each test method used for a particular kind of emission point and other applicable information specified in (a)(2)(iii) of this section. For additional tests performed for the same kind of emission point using the same method, the results and any other information required in applicable sections of this subpart shall be submitted, but a complete test report is not required.

(ii) A complete test report shall include a brief process description, sampling site description, description of sampling and analysis procedures and any modifications to standard procedures, quality assurance procedures, record of operating conditions during the test, record of preparation of standards, record of calibrations, raw data sheets for field sampling, raw data sheets for field and laboratory analyses, documentation of calculations, and any other information required by the test method.

(iii) The performance test or flare compliance assessment report shall also include the information specified in (a)(2)(iii)(A) through (C) of this section, as applicable.

(A) For flare compliance assessments, the owner or operator shall submit the records specified in § 63.998(a)(1)(i).

(B) For nonflare control device and halogen reduction device performance tests as required under §§ 63.988(b),

63.990(b), 63.994(b), or 63.995(b), also submit the records specified in § 63.998(a)(2)(ii), as applicable.

(C) For recovery devices also submit the records specified in § 63.998(a)(3), as applicable.

(b) *Notification of Compliance Status—*

(1) *Routing storage vessel or transfer rack emissions to a process or fuel gas system.* An owner or operator who elects to comply with § 63.982 by routing emissions from a storage vessel or transfer rack to a process or to a fuel gas system, as specified in § 63.984, shall submit as part of the Notification of Compliance Status the information specified in paragraphs (b)(1)(i) and (ii), or (iii) of this section, as applicable.

(i) If storage vessels emissions are routed to a process, the owner or operator shall submit the information specified in § 63.984(b)(2) and (3).

(ii) As specified in § 63.984(c), if storage vessels emissions are routed to a fuel gas system, the owner or operator shall submit a statement that the emission stream is connected to the fuel gas system and whether the conveyance system is subject to the requirements of § 63.983.

(iii) As specified in § 63.984(c), report that the transfer rack emission stream is being routed to a fuel gas system or process, when complying with a referencing subpart.

(2) *Routing storage vessel or low throughput transfer rack emissions to a nonflare control device.* An owner or operator who elects to comply with § 63.982 by routing emissions from a storage vessel or low throughput transfer rack to a nonflare control device, as specified in § 63.985, shall submit, with the Notification of Compliance Status required by a referencing subpart, the applicable information specified in paragraphs (b)(2)(i) through (vi) of this section. Owners and operators who elect to comply with § 63.985(b)(1)(i) by submitting a design evaluation shall submit the information specified in paragraphs (b)(2)(i) through (iv) of this section. Owners and operators who elect to comply with § 63.985(b)(1)(ii) by submitting performance test results from a control device for a storage vessel or low throughput transfer rack shall submit the information specified in paragraphs (b)(2)(i), (ii), (iv), and (v)

of this section. Owners and operators who elect to comply with § 63.985(b)(1)(ii) by submitting performance test results from a shared control device shall submit the information specified in paragraph (b)(2)(vi) of this section.

(i) A description of the parameter or parameters to be monitored to ensure that the control device is being properly operated and maintained, an explanation of the criteria used for selection of that parameter (or parameters), and the frequency with which monitoring will be performed (e.g., when the liquid level in the storage vessel is being raised). If continuous records are specified, indicate whether the provisions of § 63.999(c)(6) apply.

(ii) The operating range for each monitoring parameter identified in the monitoring plan required by § 63.985(c)(1). The specified operating range shall represent the conditions for which the control device is being properly operated and maintained.

(iii) The documentation specified in § 63.985(b)(1)(i), if the owner or operator elects to prepare a design evaluation.

(iv) The provisions of paragraph (c)(6) of this section do not apply to any low throughput transfer rack for which the owner or operator has elected to comply with § 63.985 or to any storage vessel for which the owner or operator is not required, by the applicable monitoring plan established under § 63.985(c)(1), to keep continuous records. If continuous records are required, the owner or operator shall specify in the monitoring plan whether the provisions of paragraph (c)(6) of this section apply.

(v) A summary of the results of the performance test described in § 63.985(b)(1)(ii). If such a performance test is conducted, submit the results of the performance test, including the information specified in § 63.999(a)(2)(ii) and (iii).

(vi) Identification of the storage vessel or transfer rack and control device for which the performance test will be submitted, and identification of the emission point(s), if any, that share the control device with the storage vessel or transfer rack and for which the performance test will be conducted.

(3) *Operating range for monitored parameters.* The owner or operator shall submit as part of the Notification of Compliance Status, the operating range for each monitoring parameter identified for each control, recovery, or halogen reduction device as determined pursuant to § 63.996(c)(6). The specified operating range shall represent the conditions for which the control, recovery, or halogen reduction device is being properly operated and maintained. This report shall include the information in paragraphs (b)(3)(i) through (iii) of this section, as applicable, unless the range and the operating day have been established in the operating permit.

(i) The specific range of the monitored parameter(s) for each emission point;

(ii) The rationale for the specific range for each parameter for each emission point, including any data and calculations used to develop the range and a description of why the range indicates proper operation of the control, recovery, or halogen reduction device, as specified in paragraphs (b)(3)(ii)(A), (B), or (C) of this section, as applicable.

(A) If a performance test or TRE index value determination is required by a referencing subpart for a control, recovery or halogen reduction device, the range shall be based on the parameter values measured during the TRE index value determination or performance test and may be supplemented by engineering assessments and/or manufacturer's recommendations. TRE index value determinations and performance testing are not required to be conducted over the entire range of permitted parameter values.

(B) If a performance test or TRE index value determination is not required by a referencing subpart for a control, recovery, or halogen reduction device, the range may be based solely on engineering assessments and/or manufacturer's recommendations.

(C) The range may be based on ranges or limits previously established under a referencing subpart.

(iii) A definition of the source's operating day for purposes of determining daily average values of monitored parameters. The definition shall specify

the times at which an operating day begins and ends.

(4) *Halogen reduction device.* The owner or operator shall submit as part of the Notification of Compliance Status the information recorded pursuant to § 63.998(a)(4).

(5) *Alternative recordkeeping.* The owner or operator shall notify the Administrator in the Notification of Compliance Status if the alternative recordkeeping requirements of § 63.998(b)(5) are being implemented. If the Notification of Compliance Status has already been submitted, the notification must be in the periodic report submitted immediately preceding implementation of the alternative, as specified in paragraph (c)(6)(iv) of this section.

(c) *Periodic reports.* (1) Periodic reports shall include the reporting period dates, the total source operating time for the reporting period, and, as applicable, all information specified in this section and in the referencing subpart, including reports of periods when monitored parameters are outside their established ranges.

(2) For closed vent systems subject to the requirements of § 63.983, the owner or operator shall submit as part of the periodic report the information specified in paragraphs (c)(2)(i) through (iii) of this section, as applicable.

(i) The information recorded in § 63.998(d)(1)(iii)(B) through (E);

(ii) Reports of the times of all periods recorded under § 63.998(d)(1)(ii)(A) when the vent stream is diverted from the control device through a bypass line; and

(iii) Reports of all times recorded under § 63.998(d)(1)(ii)(B) when maintenance is performed in car-sealed valves, when the seal is broken, when the bypass line valve position is changed, or the key for a lock-and-key type configuration has been checked out.

(3) For flares subject to this subpart, report all periods when all pilot flames were absent or the flare flame was absent as recorded in § 63.998(a)(1)(i)(C).

(4) For storage vessels, the owner or operator shall include in each periodic report required the information specified in paragraphs (c)(4)(i) through (iii) of this section.

(i) For the 6-month period covered by the periodic report, the information recorded in § 63.998(d)(2)(ii)(A) through (C).

(ii) For the time period covered by the periodic report and the previous periodic report, the total number of hours that the control system did not meet the requirements of §§ 63.983(a), 63.985(a), or 63.987(a) due to planned routine maintenance.

(iii) A description of the planned routine maintenance during the next 6-month periodic reporting period that is anticipated to be performed for the control system when it is not expected to meet the required control efficiency. This description shall include the type of maintenance necessary, planned frequency of maintenance, and expected lengths of maintenance periods.

(5) If a control device other than a flare is used to control emissions from storage vessels or low throughput transfer racks, the periodic report shall describe each occurrence when the monitored parameters were outside of the parameter ranges documented in the Notification of Compliance Status in accordance with paragraph (b)(3) of this section. The description shall include the information specified in paragraphs (c)(5)(i) and (ii) of this section.

(i) Identification of the control device for which the measured parameters were outside of the established ranges, and

(ii) The cause for the measured parameters to be outside of the established ranges.

(6) For process vents and transfer racks (except low throughput transfer racks), periodic reports shall include the information specified in paragraphs (c)(6)(i) through (iv) of this section.

(i) Periodic reports shall include the daily average values of monitored parameters, calculated as specified in § 63.998(b)(3)(i) for any days when the daily average value is outside the bounds as defined in § 63.998(c)(2)(iii) or (c)(3)(iii), or the data availability requirements defined in paragraphs (c)(6)(i)(A) through (D) of this section are not met, whether these excursions are excused or unexcused excursions. For excursions caused by lack of monitoring data, the duration of periods when monitoring data were not col-

lected shall be specified. An excursion means any of the cases listed in paragraphs (c)(6)(i)(A) through (C) of this section. If the owner or operator elects not to retain the daily average values pursuant to § 63.998(b)(5)(ii)(A), the owner or operator shall report this in the Periodic Report.

(A) When the daily average value of one or more monitored parameters is outside the permitted range.

(B) When the period of control or recovery device operation is 4 hours or greater in an operating day and monitoring data are insufficient to constitute a valid hour of data for at least 75 percent of the operating hours.

(C) When the period of control or recovery device operation is less than 4 hours in an operating day and more than one of the hours during the period of operation does not constitute a valid hour of data due to insufficient monitoring data.

(D) Monitoring data are insufficient to constitute a valid hour of data as used in paragraphs (c)(6)(i)(B) and (C) of this section, if measured values are unavailable for any of the 15-minute periods within the hour.

(ii) Report all carbon-bed regeneration cycles during which the parameters recorded under § 63.998(a)(2)(ii)(C) were outside the ranges established in the Notification of Compliance Status or in the operating permit.

(iii) The provisions of paragraph (c)(6)(i) and (ii) of this section do not apply to any low throughput transfer rack for which the owner or operator has elected to comply with § 63.985 or to any storage vessel for which the owner or operator is not required, by the applicable monitoring plan established under § 63.985(c)(1), to keep continuous records. If continuous records are required, the owner or operator shall specify in the monitoring plan whether the provisions of paragraphs (c)(6)(i) and (c)(6)(ii) of this section apply.

(iv) If the owner or operator has chosen to use the alternative recordkeeping requirements of § 63.998(b)(5), and has not notified the Administrator in the Notification of Compliance Status that the alternative recordkeeping provisions are being implemented as specified in paragraph (b)(5) of this section, the owner or operator shall notify



## Environmental Protection Agency

## § 63.1000

the Administrator in the Periodic Report submitted immediately preceding implementation of the alternative. The notifications specified in § 63.998(b)(5)(ii) shall be included in the next Periodic Report following the identified event.

(7) As specified in § 63.997(c)(3), if an owner or operator at a facility not required to obtain a title V permit elects at a later date to replace an existing control or recovery device with a different control or recovery device, then the Administrator shall be notified by the owner or operator before implementing the change. This notification may be included in the facility's periodic reporting.

(d) *Requests for approval of monitoring alternatives*—(1) *Alternatives to the continuous operating parameter monitoring and recordkeeping provisions.* Requests for approval to use alternatives to continuous operating parameter monitoring and recordkeeping provisions, as provided for in § 63.996(d)(1), shall be submitted as specified in a referencing subpart, and the referencing subpart will govern the review and approval of such requests. The information specified in paragraphs (d)(1)(i) and (ii) of this section shall be included.

(i) A description of the proposed alternative system; and

(ii) Information justifying the owner or operator's request for an alternative method, such as the technical or economic infeasibility, or the impracticality, of the regulated source using the required method.

(2) *Monitoring a different parameter than those listed.* Requests for approval to monitor a different parameter than those established in § 63.996(c)(6) of this section or to set unique monitoring parameters, as provided for in § 63.996(d)(2), shall be submitted as specified in a referencing subpart, and the referencing subpart will govern the review and approval of such requests. The information specified in paragraphs (d)(2)(i) through (iii) of this section shall be included in the request.

(i) A description of the parameter(s) to be monitored to ensure the control technology or pollution prevention measure is operated in conformance with its design and achieves the speci-

fied emission limit, percent reduction, or nominal efficiency, and an explanation of the criteria used to select the parameter(s);

(ii) A description of the methods and procedures that will be used to demonstrate that the parameter indicates proper operation of the control device, the schedule for this demonstration, and a statement that the owner or operator will establish a range for the monitored parameter(s) as part of the Notification of Compliance Status if required under a referencing subpart, unless this information has already been submitted; and

(iii) The frequency and content of monitoring, recording, and reporting, if monitoring and recording is not continuous, or if reports of daily average values when the monitored parameter value is outside the established range will not be included in periodic reports under paragraph (c) of this section. The rationale for the proposed monitoring, recording, and reporting system shall be included.

[64 FR 34866, June 29, 1999, as amended at 64 FR 63705, Nov. 22, 1999]

### Subpart TT—National Emission Standards for Equipment Leaks—Control Level 1

SOURCE: 64 FR 34866, June 29, 1999, unless otherwise noted.

#### § 63.1000 Applicability.

(a) The provisions of this subpart apply to the control of air emissions from equipment leaks for which another subpart references the use of this subpart for such air emission control. These air emission standards for equipment leaks are placed here for administrative convenience and only apply to those owners and operators of facilities subject to the referencing subpart. The provisions of 40 CFR part 63 subpart A (General Provisions) do not apply to this subpart except as noted in the referencing subpart.

(b) *Implementation and enforcement.* This subpart can be implemented and enforced by the U.S. Environmental Protection Agency (EPA), or a delegated authority such as the applicable State, local, or tribal agency. If the

## § 63.1001

## 40 CFR Ch. I (7–1–07 Edition)

EPA Administrator has delegated authority to a State, local, or tribal agency, then that agency has the authority to implement and enforce this subpart. Contact the applicable EPA Regional Office to find out if this subpart is delegated to a State, local, or tribal agency.

(1) In delegating implementation and enforcement authority of this subpart to a State, local, or tribal agency under section 40 CFR part 63, subpart E, the authorities contained in paragraphs (b)(1)(i) through (v) of this section are retained by the EPA Administrator and are not transferred to the State, local, or tribal agency.

(i) Approval of alternatives to the nonopacity emissions standards in §§ 63.1003 through 63.1015, under § 63.6(g). Where these standards reference another subpart, the cited provisions will be delegated according to the delegation provisions of the referenced subpart.

(ii) [Reserved]

(iii) Approval of major changes to test methods under § 63.7(e)(2)(ii) and (f) and as defined in § 63.90.

(iv) Approval of major changes to monitoring under § 63.8(f) and as defined in § 63.90.

(v) Approval of major changes to recordkeeping and reporting under § 63.10(f) and as defined in § 63.90.

(c) *Exemptions.* Paragraphs (c)(1) through (c)(3) delineate equipment that is excluded from the requirements of this subpart.

(1) *Equipment in vacuum service.* Equipment that is in vacuum service is excluded from the requirements of this subpart.

(2) *Equipment in service less than 300 hours per calendar year.* Equipment that is in regulated material service less than 300 hours per calendar year is excluded from the requirements of §§ 63.1006 through 63.1015 if it is identified as required in § 63.1003(b)(5).

(3) *Lines and equipment not containing process fluids.* Except as provided in a referencing subpart, lines and equipment not containing process fluids are not subject to the provisions of this subpart. Utilities, and other non-process lines, such as heating and cooling systems which do not combine their materials with those in the proc-

esses they serve, are not considered to be part of a process unit or affected facility.

[64 FR 34886, June 29, 1999, as amended at 64 FR 63705, Nov. 22, 1999; 67 FR 46278, July 12, 2002]

### § 63.1001 Definitions.

All terms used in this part shall have the meaning given them in the Act and in this section.

*Closed-loop system* means an enclosed system that returns process fluid to the process and is not vented directly to the atmosphere.

*Closed-purge system* means a system or combination of systems and portable containers to capture purged liquids. Containers must be covered or closed when not being filled or emptied.

*Closed-vent system* means a system that is not open to the atmosphere and is composed of piping, ductwork, connections, and, if necessary, flow inducing devices that transport gas or vapor from an emission point to a control device.

*Combustion device* means an individual unit of equipment, such as a flare, incinerator, process heater, or boiler, used for the combustion of organic emissions.

*Connector* means flanged, screwed, or other joined fittings used to connect two pipelines or a pipeline and a piece of equipment. A common connector is a flange. Joined fittings welded completely around the circumference of the interface are not considered connectors for the purpose of this regulation. For the purpose of reporting and recordkeeping, connector means joined fittings that are not inaccessible, ceramic, or ceramic-lined (e.g., porcelain, glass, or glass-lined) as described in § 63.1008(d)(2).

*Control device* means any combustion device, recovery device, recapture device, or any combination of these devices used to comply with this part. Such equipment or devices include, but are not limited to, absorbers, carbon adsorbers, condensers, incinerators, flares, boilers, and process heaters. Primary condensers on steam strippers or fuel gas systems are not considered control devices.

*Distance piece* means an open or enclosed casing through which the piston

## Environmental Protection Agency

## § 63.1001

rod travels, separating the compressor cylinder from the crankcase.

*Double block and bleed system* means two block valves connected in series with a bleed valve or line that can vent the line between the two block valves.

*Equipment* means each pump, compressor, agitator, pressure relief device, sampling connection system, open-ended valve or line, valve, connector, and instrumentation system in regulated material service; and any control devices or systems used to comply with this subpart.

*First attempt at repair*, for the purposes of this subpart, means to take action for the purpose of stopping or reducing leakage of organic material to the atmosphere, followed by monitoring as specified in § 63.1004(b) and, as applicable, in § 63.1004(c), as appropriate, to verify whether the leak is repaired, unless the owner or operator determines by other means that the leak is not repaired.

*Fuel gas* means gases that are combusted to derive useful work or heat.

*Fuel gas system* means the offsite and onsite piping and flow and pressure control system that gathers gaseous stream(s) generated by onsite operations, may blend them with other sources of gas, and transports the gaseous stream for use as a fuel gas in combustion equipment, such as furnaces and gas turbines, either singly or in combination.

*In gas or vapor service* means that a piece of equipment in regulated material service contains a gas or vapor at operating conditions.

*In heavy liquid service* means that a piece of equipment in regulated material is not in gas or vapor service or in light liquid service.

*In light liquid service* means that a piece of equipment in regulated material service contains a liquid that meets the following conditions:

(1) The vapor pressure of one or more of the organic compounds is greater than 0.3 kilopascals at 20°C,

(2) The total concentration of the pure organic compounds constituents having a vapor pressure greater than 0.3 kilopascals at 20°C is equal to or greater than 20 percent by weight of the total process stream, and

(3) The fluid is a liquid at operating conditions.

(NOTE TO DEFINITION OF "IN LIGHT LIQUID SERVICE": Vapor pressures may be determined by standard reference texts or ASTM D-2879.)

*In liquid service* means that a piece of equipment in regulated material service is not in gas or vapor service.

*In organic hazardous air pollutant or in organic HAP service* means that a piece of equipment either contains or contracts a fluid (liquid or gas) that is at least 5 percent by weight of total organic HAP's as determined according to the provisions of § 63.180(d) of subpart H. The provisions of § 63.180(d) of Subpart H also specify how to determine that a piece of equipment is not in organic HAP service.

*In regulated material service* means, for the purposes of this subpart, equipment which meets the definition of "in VOC service", "in VHAP service", "in organic hazardous air pollutant service," or "in other chemicals or groups of chemicals service" as defined in the referencing subpart.

*In-situ sampling systems* means non-extractive samplers or in-line samplers.

*In vacuum service* means that equipment is operating at an internal pressure which is at least 5 kilopascals below ambient pressure.

*Initial startup* means for new sources, the first time the source begins production. For additions or changes not defined as a new source by this subpart, initial startup means the first time additional or changed equipment is put into operation. Initial startup does not include operation solely for testing of equipment. Initial startup does not include subsequent startup of process units following malfunction or process unit shutdowns. Except for equipment leaks, initial startup also does not include subsequent startups (of process units following changes in product for flexible operation units or following recharging of equipment in batch unit operations).

*Instrumentation system* means a group of equipment components used to condition and convey a sample of the process fluid to analyzers and instruments for the purpose of determining process operating conditions (e.g., composition,

pressure, flow, etc.). Valves and connectors are the predominant type of equipment used in instrumentation systems; however, other types of equipment may also be included in these systems. Only valves nominally 1.27 centimeters (0.5 inches) and smaller, and connectors nominally 1.91 centimeters (0.75 inches) and smaller in diameter are considered instrumentation systems for the purposes of this subpart. Valves greater than nominally 1.27 centimeters (0.5 inches) and connectors greater than nominally 1.91 centimeters (0.75 inches) associated with instrumentation systems are not considered part of instrumentation systems and must be monitored individually.

*Liquids dripping* means any visible leakage from the seal including dripping, spraying, misting, clouding, and ice formation. Indications of liquids dripping include puddling or new stains that are indicative of an existing evaporated drip.

*Nonrepairable* means that it is technically infeasible to repair a piece of equipment from which a leak has been detected without a process unit or affected facility shutdown.

*Open-ended valve or line* means any valve, except relief valves, having one side of the valve seat in contact with process fluid and one side open to atmosphere, either directly or through open piping.

*Organic monitoring device* means a unit of equipment used to indicate the concentration level of organic compounds based on a detection principle such as infra-red, photo ionization, or thermal conductivity.

*Pressure release* means the emission of materials resulting from the system pressure being greater than the set pressure of the relief device. This release can be one release or a series of releases over a short time period due to a malfunction in the process.

*Pressure relief device or valve* means a safety device used to prevent operating pressures from exceeding the maximum allowable working pressure of the process equipment. A common pressure relief device is a spring-loaded pressure relief valve. Devices that are actuated either by a pressure of less than or equal to 2.5 pounds per square inch

gauge or by a vacuum are not pressure relief devices.

*Process unit* means the equipment specified in the definitions of process unit in the applicable referencing subpart. If the referencing subpart does not define process unit, then for the purposes of this part, process unit means the equipment assembled and connected by pipes or ducts to process raw materials and to manufacture an intended product.

*Process unit shutdown* means a work practice or operational procedure that stops production from a process unit, or part of a process unit during which it is technically feasible to clear process material from a process unit, or part of a process unit, consistent with safety constraints and during which repairs can be affected. The following are not considered process unit shutdowns:

(1) An unscheduled work practice or operations procedure that stops production from a process unit, or part of a process unit, for less than 24 hours.

(2) An unscheduled work practice or operations procedure that would stop production from a process unit, or part of a process unit, for a shorter period of time than would be required to clear the process unit, or part of the process unit, of materials and start up the unit, and would result in greater emissions than delay of repair of leaking components until the next scheduled process unit shutdown.

(3) The use of spare equipment and technically feasible bypassing of equipment without stopping production.

*Referencing subpart* means the subpart which refers an owner or operator to this subpart.

*Regulated material*, for purposes of this subpart, refers to gases from volatile organic liquids (VOL), volatile organic compounds (VOC), hazardous air pollutants (HAP), or other chemicals or groups of chemicals that are regulated by the referencing subpart.

*Regulated source* for the purposes of this subpart, means the stationary source, the group of stationary sources, or the portion of a stationary source that is regulated by a referencing subpart.

## Environmental Protection Agency

## § 63.1002

*Relief device or valve* means a valve used only to release an unplanned, non-routine discharge. A relief valve discharge can result from an operator error, a malfunction such as a power failure or equipment failure, or other unexpected cause that requires immediate venting of gas from process equipment in order to avoid safety hazards or equipment damage.

*Repaired*, for the purposes of this subpart means the following:

(1) Equipment is adjusted, or otherwise altered, to eliminate a leak as defined in the applicable sections of this subpart, and

(2) Equipment, unless otherwise specified in applicable provisions of this subpart, is monitored as specified in § 63.1004(b) and, as applicable in §§ 63.1004(c) and 63.1015 of this part as appropriate, to verify that emissions from the equipment are below the applicable leak definition.

*Routed to a process or route to a process* means the emissions are conveyed to any enclosed portion of a process unit where the emissions are predominantly recycled and/or consumed in the same manner as a material that fulfills the same function in the process and/or transformed by chemical reaction into materials that are not regulated materials and/or incorporated into a product; and/or recovered.

*Sampling connection system* means an assembly of equipment within a process unit or affected facility used during periods of representative operation to take samples of the process fluid. Equipment used to take nonroutine grab samples is not considered a sampling connection system.

*Screwed (threaded) connector* means a threaded pipe fitting where the threads are cut on the pipe wall and the fitting requires only two pieces to make the connection (*i.e.*, the pipe and the fitting).

*Sensor* means a device that measures a physical quantity or the change in a physical quantity, such as temperature, pressure, flow rate, pH, or liquid level.

*Set pressure* means the pressure at which a properly operating pressure relief device begins to open to relieve atypical process system operating pressure.

*Start-up* means the setting into operation of a piece of equipment or a control device that is subject to this subpart.

[64 FR 34886, June 29, 1999, as amended at 64 FR 63705, Nov. 22, 1999]

### § 63.1002 Compliance assessment.

(a) *General procedures for compliance assessment.* Compliance with this subpart will be determined by review of the records required by § 63.1017 and the reports required by § 63.1018, by review of performance test results, and by inspections.

(b) *Alternative means of emission limitation.* The provisions of paragraph (b) of this section do not apply to the performance standards of § 63.1006(e)(4) for valves designated as having no detectable emissions, § 63.1011(b) for pressure relief devices, or § 63.1012(f) for compressors operating under the alternative compressor standard.

(1) An owner or operator may request a determination of alternative means of emission limitation to the requirements of §§ 63.1005 through 63.1015 as provided in paragraphs (b)(2) through (b)(6) of this section. If the Administrator makes a determination that an alternative means of emission limitation is a permissible alternative, the owner or operator shall comply with the alternative.

(2) Permission to use an alternative means of emission limitation shall be governed by the following procedures in paragraphs (b)(3) through (b)(6) of this section.

(3) Where the standard is an equipment, design, or operational requirement the criteria specified in paragraphs (b)(3)(i) and (b)(3)(ii) shall be met.

(i) Each owner or operator applying for permission to use an alternative means of emission limitation shall be responsible for collecting and verifying emission performance test data for an alternative means of emission limitation.

(ii) The Administrator will compare test data for the means of emission limitation to test data for the equipment, design, and operational requirements.

(4) Where the standard is a work practice the criteria specified in paragraphs (b)(4)(i) through (b)(4)(iv) shall be met.

(i) Each owner or operator applying for permission shall be responsible for collecting and verifying test data for an alternative means of emission limitation.

(ii) For each kind of equipment for which permission is requested, the emission reduction achieved by the alternative means of emission limitation shall be demonstrated.

(iii) The Administrator will compare the demonstrated emission reduction for the alternative means of emission limitation to the demonstrated emission reduction for the required work practices.

(iv) The Administrator may condition the permission on requirements that may be necessary to ensure operation and maintenance to achieve the same or greater emission reduction as the required work practices of this subpart.

(5) An owner or operator may offer a unique approach to demonstrate the alternative means of emission limitation.

(6) If, in the judgement of the Administrator, an alternative means of emission limitation will be approved, the Administrator will publish a notice of the determination in the FEDERAL REGISTER.

(7)(i) Manufacturers of equipment used to control equipment leaks of a regulated material may apply to the Administrator for permission for an alternative means of emission limitation that achieves a reduction in emissions of the regulated material achieved by the equipment, design, and operational requirements of this subpart.

(ii) The Administrator will grant permission according to the provisions of paragraphs (b)(3), (b)(4), (b)(5) and (b)(6) of this section.

[64 FR 34886, June 29, 1999, as amended at 64 FR 63705, Nov. 22, 1999]

**§ 63.1003 Equipment identification.**

(a) *General equipment identification.* Equipment subject to this subpart shall be identified. Identification of the equipment does not require physical tagging of the equipment. For example,

the equipment may be identified on a plant site plan, in log entries, by designation of process unit or affected facility boundaries by some form of weatherproof identification, or by other appropriate methods.

(b) *Additional equipment identification.* In addition to the general identification required by paragraph (a) of this section, equipment subject to any of the provisions in §§ 63.1006 to 63.1015 shall be specifically identified as required in paragraphs (b)(1) through (b)(5) of this section, as applicable.

(1) *Connectors.* Except for inaccessible, ceramic, or ceramic-lined connectors meeting the provisions of § 63.1008(d)(2) and instrumentation systems identified pursuant to paragraph (b)(4) of this section, identify the connectors subject to the requirements of this subpart. Connectors need not be individually identified if all connectors in a designated area or length of pipe subject to the provisions of this subpart are identified as a group, and the number of connectors subject is indicated.

(2) *Routed to a process or fuel gas system or equipped with a closed vent system and control device.* Identify the equipment that the owner or operator elects to route to a process or fuel gas system or equip with a closed vent system and control device, under the provisions of § 63.1007(e)(3) (pumps in light liquid service), § 63.1009(e)(3) (agitators in gas and vapor service and in light liquid service), § 63.1011(d) (pressure relief devices in gas and vapor service), § 63.1012(e) (compressors), or § 63.1016 (alternative means of emission limitation for enclosed vented process units) of this subpart.

(3) *Pressure relief devices.* Identify the pressure relief devices equipped with rupture disks, under the provisions of § 63.1011(e) of this subpart.

(4) *Instrumentation systems.* Identify instrumentation systems subject to the provisions of § 63.1010 of this subpart. Individual components in an instrumentation system need not be identified.

(5) *Equipment in service less than 300 hours per calendar year.* The identity, either by list, location (area or group), or other method, of equipment in regulated material service less than 300

hours per calendar year within a process unit or affected facilities subject to the provisions of this subpart shall be recorded.

(c) *Special equipment designations: Equipment that is unsafe or difficult-to-monitor*—(1) *Designation and criteria for unsafe-to-monitor.* Valves meeting the provisions of § 63.1006(e)(1), pumps meeting the provisions of § 63.1007(e)(5), connectors meeting the provisions of § 63.1008(d)(1), and agitators meeting the provisions of § 63.1009(e)(7) may be designated unsafe-to-monitor if the owner or operator determines that monitoring personnel would be exposed to an immediate danger as a consequence of complying with the monitoring requirements of this subpart. Examples of an unsafe-to-monitor equipment include, but is not limited to, equipment under extreme pressure or heat.

(2) *Designation and criteria for difficult-to-monitor.* Valves meeting the provisions of § 63.1006(e)(2) may be designated difficult-to-monitor if the provisions of paragraph (c)(2)(i) of this section apply. Agitators meeting the provisions of § 63.1009(f)(5) may be designated difficult-to-monitor if the provisions of paragraph (c)(2)(ii) apply.

(i) *Valves.* (A) The owner or operator of the valve determines that the equipment cannot be monitored without elevating the monitoring personnel more than 2 meters (7 feet) above a support surface or it is not accessible in a safe manner when it is in regulated material service.

(B) The process unit or affected facility within which the valve is located is an existing source, or the owner or operator designates less than 3 percent of the total number of valves in a new source as difficult-to-monitor.

(ii) *Agitators.* The owner or operator determines that the agitator cannot be monitored without elevating the monitoring personnel more than 2 meters (7 feet) above a support surface or it is not accessible in a safe manner when it is in regulated material service.

(3) [Reserved]

(4) *Identification of unsafe or difficult-to-monitor equipment.* The owner or operator shall record the identity of equipment designated as unsafe-to-monitor according to the provisions of

paragraph (c)(1) of this section and the planned schedule for monitoring this equipment. The owner or operator shall record the identity of equipment designated as difficult-to-monitor according to the provisions of paragraph (c)(2) of this section, the planned schedule for monitoring this equipment, and an explanation why the equipment is difficult-to-monitor. This record must be kept at the plant and be available for review by an inspector.

(5) *Written plan requirements.* (i) The owner or operator of equipment designated as unsafe-to-monitor except connectors meeting the provisions of § 63.1008(d)(1) according to the provisions of paragraph (c)(1) of this section shall have a written plan that requires monitoring of the equipment as frequently as practical during safe-to-monitor times, but not more frequently than the periodic monitoring schedule otherwise applicable, and repair of the equipment according to the procedures in § 63.1005 if a leak is detected.

(ii) The owner or operator of equipment designated as difficult-to-monitor according to the provisions of paragraph (c)(2) of this section shall have a written plan that requires monitoring of the equipment at least once per calendar year, and repair of the equipment according to the procedures in § 63.1005 if a leak is detected.

(d) *Special equipment designations: Unsafe-to-repair*—(1) *Designation and criteria.* Connectors subject to the provisions of § 63.1005(e) may be considered unsafe-to-repair if the owner or operator determines that repair personnel would be exposed to an immediate danger as a consequence of complying with the repair requirements of this subpart, and if the connector will be repaired before the end of the next process unit or affected facility shutdown as specified in § 63.1005(e) of this subpart.

(2) *Identification of equipment.* The identity of connectors designated as unsafe-to-repair and an explanation why the connector is unsafe-to-repair shall be recorded.

(e) *Special equipment designations: Equipment operating with no detectable emissions*—(1) *Designation and criteria.*

## § 63.1004

## 40 CFR Ch. I (7–1–07 Edition)

Equipment may be designated as having no detectable emissions if it has no external actuating mechanism in contact with the process fluid and is operated with emissions less than 500 parts per million above background as determined by the method specified in § 63.1004(b) and (c).

(2) *Identification of equipment.* The identity of equipment designated as no detectable emissions shall be recorded.

(3) *Identification of compressors operating under no detectable emissions.* Identify the compressors that the owner or operator elects to designate as operating with an instrument reading of less than 500 parts per million above background, under the provisions of § 63.1012(f).

[64 FR 34886, June 29, 1999, as amended at 64 FR 63705, Nov. 22, 1999]

### § 63.1004 Instrument and sensory monitoring for leaks.

(a) *Monitoring for leaks.* The owner or operator of a regulated source subject to this subpart shall monitor all regulated equipment as specified in paragraph (a)(1) of this section for instrument monitoring and paragraph (a)(2) of this section for sensory monitoring.

(1) *Instrument monitoring for leaks.* (i) Valves in gas and vapor service and in light liquid service shall be monitored pursuant to § 63.1006(b).

(ii) Pumps in light liquid service shall be monitored pursuant to § 63.1007(b).

(iii) Connectors in gas and vapor service and in light liquid service shall be monitored pursuant to § 63.1008(b).

(iv) Agitators in gas and vapor service and in light liquid service shall be monitored pursuant to § 63.1009(b).

(v) Pressure relief devices in gas and vapor service shall be monitored pursuant to § 63.1011(c).

(vi) Compressors designated to operate with an instrument reading less than 500 parts per million as described in § 63.1003(e), shall be monitored pursuant to § 63.1012(f).

(2) *Sensory monitoring for leaks.* (i) Pumps in light liquid service shall be observed pursuant to § 63.1007(b)(3) and (e)(1)(v).

(ii) [Reserved]

(iii) Agitators in gas and vapor service and in light liquid service shall be

observed pursuant to § 63.1009(b)(3) or (e)(1)(iv).

(iv) [Reserved]

(b) *Instrument monitoring methods.* Instrument monitoring, as required under this subpart, shall comply with the requirements specified in paragraphs (b)(1) through (b)(6) of this section.

(1) *Monitoring method.* Monitoring shall comply with Method 21 of 40 CFR part 60, appendix A.

(2) *Detection instrument performance criteria.* (i) Except as provided for in paragraph (b)(2)(ii) of this section, the detection instrument shall meet the performance criteria of Method 21 of 40 CFR part 60, appendix A, except the instrument response factor criteria in section 3.1.2(a) of Method 21 shall be for the representative composition of the process fluid, and not for each individual HAP, VOC or other regulated material individual chemical compound in the stream. For process streams that contain nitrogen, air, water, or other inerts that are not regulated materials, the representative stream response factor shall be calculated on an inert-free basis. The response factor may be determined at any concentration for which monitoring for leaks will be conducted.

(ii) If there is no instrument commercially available that will meet the performance criteria specified in paragraph (b)(2)(i) of this section, the instrument readings may be adjusted by multiplying by the representative response factor of the process fluid, calculated on an inert-free basis as described in paragraph (b)(2)(i) of this section.

(3) *Detection instrument calibration procedure.* The detection instrument shall be calibrated before use on each day of its use by the procedures specified in Method 21 of 40 CFR part 60, appendix A.

(4) *Detection instrument calibration gas.* Calibration gases shall be zero air (less than 10 parts per million of hydrocarbon in air); and a mixture of methane in air at a concentration of approximately, but less than, 10,000 parts per million; or a mixture of n-hexane in air at a concentration of approximately, but less than, 10,000 parts per million. A calibration gas other than



methane in air or n-hexane in air may be used if the instrument does not respond to methane or n-hexane or if the instrument does not meet the performance criteria specified in paragraph (b)(2)(i) of this section. In such cases, the calibration gas may be a mixture of one or more compounds to be measured in air.

(5) *Monitoring performance.* Monitoring shall be performed when the equipment is in regulated material service or is in use with any other detectable material.

(6) *Monitoring data.* Monitoring data obtained prior to the regulated source becoming subject to the referencing subpart that do not meet the criteria specified in paragraphs (b)(1) through (b)(5) of this section may still be used to initially qualify for less frequent monitoring under the provisions in § 63.1006(a)(2), (b)(3) or (b)(4) for valves provided the departures from the criteria specified or from the specified monitoring frequency of § 63.1006(b)(3) are minor and do not significantly affect the quality of the data. Examples of minor departures are monitoring at a slightly different frequency (such as every six weeks instead of monthly or quarterly), following the performance criteria of section 3.1.2(a) of Method 21 of Appendix A of 40 CFR part 60 instead of paragraph (b)(2) of this section, or monitoring at a different leak definition if the data would indicate the presence or absence of a leak at the concentration specified in the referencing subpart. Failure to use a calibrated instrument is not considered a minor departure.

(c) *Instrument monitoring using background adjustments.* The owner or operator may elect to adjust or not to adjust the instrument readings for background. If an owner or operator elects not to adjust instrument readings for background, the owner or operator shall monitor the equipment according to the procedures specified in paragraphs (b)(1) through (b)(5) of this section. In such case, all instrument readings shall be compared directly to the applicable leak definition for the monitored equipment to determine whether there is a leak or to determine compliance with § 63.1011(b) (pressure relief devices in gas and vapor service) or

§ 63.1012(f) (compressors). If an owner or operator elects to adjust instrument readings for background, the owner or operator shall monitor the equipment according to the procedures specified in paragraphs (c)(1) through (c)(4) of this section.

(1) The requirements of paragraphs (b)(1) through (b)(5) of this section shall apply.

(2) The background level shall be determined, using the procedures in Method 21 of 40 CFR part 60, appendix A.

(3) The instrument probe shall be traversed around all potential leak interfaces as close to the interface as possible (as described in Method 21 of 40 CFR part 60, appendix A).

(4) The arithmetic difference between the maximum concentration indicated by the instrument and the background level shall be compared to the applicable leak definitions for the monitored equipment to determine whether there is a leak or to determine compliance with § 63.1011(b) (pressure relief devices in gas and vapor service) or § 63.1012(f) (compressors).

(d) *Sensory monitoring methods.* Sensory monitoring, as required under this subpart, shall consist of detection of a potential leak to the atmosphere by visual, audible, olfactory, or any other detection method.

(e) *Leaking equipment identification and records.* (1) When each leak is detected pursuant to the monitoring specified in paragraph (a) of this section, a weatherproof and readily visible identification, marked with the equipment identification, shall be attached to the leaking equipment.

(2) When each leak is detected, the information specified in § 63.1005(e) shall be recorded and kept pursuant to the referencing subpart.

[64 FR 34886, June 29, 1999, as amended at 64 FR 63706, Nov. 22, 1999]

#### § 63.1005 Leak repair.

(a) *Leak repair schedule.* The owner or operator shall repair each leak detected no later than 15 calendar days after it is detected, except as provided in paragraphs (c) and (d) of this section. A first attempt at repair shall be made no later than 5 calendar days

after the leak is detected. First attempt at repair for pumps includes, but is not limited to, tightening the packing gland nuts and/or ensuring that the seal flush is operating at design pressure and temperature. First attempt at repair for valves includes, but is not limited to, tightening the bonnet bolts, and/or replacing the bonnet bolts, and/or tightening the packing gland nuts, and/or injecting lubricant into the lubricated packing.

(b) *Leak identification removal*—(1) *Valves in gas/vapor and light liquid service.* The leak identification on a valve in gas/vapor or light liquid service may be removed after it has been monitored as specified in § 63.1006(b), and no leak has been detected during that monitoring. The leak identification on a connector in gas/vapor or light liquid service may be removed after it has been monitored as specified in § 63.1008(b) and no leak has been detected during that monitoring.

(2) *Other equipment.* The identification that has been placed, pursuant to § 63.1004(e), on equipment determined to have a leak, except for a valve in gas/vapor or light liquid service, may be removed after it is repaired.

(c) *Delay of repair.* Delay of repair can be used as specified in any of paragraphs (c)(1) through (c)(5) of this section. The owner or operator shall maintain a record of the facts that explain any delay of repairs and, where appropriate, why the repair was technically infeasible without a process unit shutdown.

(1) Delay of repair of equipment for which leaks have been detected is allowed if the repair is technically infeasible without a process unit or affected facility shutdown within 15 days after a leak is detected. Repair of this equipment shall occur as soon as practical, but not later than by the end of the next process unit or affected facility shutdown, except as provided in paragraph (c)(5) of this section.

(2) Delay of repair of equipment for which leaks have been detected is allowed for equipment that is isolated from the process and that does not remain in regulated material service.

(3) Delay of repair for valves, connectors, and agitators is also allowed if

the criteria specified in paragraphs (c)(3)(i) and (c)(3)(ii) are met.

(i) The owner or operator determines that emissions of purged material resulting from immediate repair would be greater than the fugitive emissions likely to result from delay of repair, and

(ii) When repair procedures are effected, the purged material is collected and destroyed, or recovered in a control or recovery device, or routed to a fuel gas system or process complying with § 63.1015 or § 63.1002(b) of this part.

(4) Delay of repair for pumps is allowed if the criteria specified in paragraphs (c)(4)(i) and (c)(4)(ii) are met.

(i) Repair requires replacing the existing seal design with a new system that the owner or operator has determined will provide better performance or one of the specifications of paragraphs (c)(4)(i)(A) through (c)(4)(i)(C) of this section are met.

(A) A dual mechanical seal system that meets the requirements of § 63.1007(e)(1) will be installed,

(B) A pump that meets the requirements of § 63.1007(e)(2) will be installed; or

(C) A system that routes emissions to a process or a fuel gas system or a closed vent system and control device that meets the requirements of § 63.1007(e)(3) will be installed.

(ii) Repair is to be completed as soon as practical, but not later than 6 months after the leak was detected.

(5) Delay of repair beyond a process unit or affected facility shutdown will be allowed for a valve if valve assembly replacement is necessary during the process unit or affected facility shutdown, and valve assembly supplies have been depleted, and valve assembly supplies had been sufficiently stocked before the supplies were depleted. Delay of repair beyond the second process unit or affected facility shutdown will not be allowed unless the third process unit or affected facility shutdown occurs sooner than 6 months after the first process unit or affected facility shutdown.

(d) *Unsafe-to-repair connectors.* Any connector that is designated, as described in § 63.1003(d), as an unsafe-to-

repair connector is exempt from the requirements of § 63.1008(c), and paragraph (a) of this section.

(e) *Leak repair records.* For each leak detected, the information specified in paragraphs (e)(1) through (e)(5) of this section shall be recorded and maintained pursuant to the referencing subpart.

(1) The date of first attempt to repair the leak.

(2) The date of successful repair of the leak.

(3) Maximum instrument reading measured by Method 21 of 40 CFR part 60, appendix A at the time the leak is successfully repaired or determined to be nonrepairable.

(4) "Repair delayed" and the reason for the delay if a leak is not repaired within 15 calendar days after discovery of the leak as specified in paragraphs (e)(4)(i) and (e)(4)(ii) of this section.

(i) The owner or operator may develop a written procedure that identifies the conditions that justify a delay of repair. The written procedures may be included as part of the startup, shutdown, and malfunction plan, as required by the referencing subpart for the source, or may be part of a separate document that is maintained at the plant site. In such cases, reasons for delay of repair may be documented by citing the relevant sections of the written procedure.

(ii) If delay of repair was caused by depletion of stocked parts, there must be documentation that the spare parts were sufficiently stocked on site before depletion and the reason for depletion.

(5) Dates of process unit or affected facility shutdowns that occur while the equipment is unrepaired.

[64 FR 34886, June 29, 1999, as amended at 64 FR 63706, Nov. 22, 1999]

**§ 63.1006 Valves in gas and vapor service and in light liquid service standards.**

(a) *Compliance schedule.* (1) The owner or operator shall comply with this section no later than the compliance dates specified in the referencing subpart.

(2) The use of monitoring data generated before the regulated source became subject to the referencing subpart to initially qualify for less fre-

quent monitoring is governed by the provisions of § 63.1004(b)(6).

(b) *Leak detection.* Unless otherwise specified in § 63.1002(b), or § 63.1016, or in paragraph (e) of this section, or the referencing subpart, the owner or operator shall monitor all valves at the intervals specified in paragraphs (b)(3) through (b)(6) of this section and shall comply with all other provisions of this section.

(1) *Monitoring method.* The valves shall be monitored to detect leaks by the method specified in § 63.1004(b) and (c).

(2) *Instrument reading that defines a leak.* The instrument reading that defines a leak is 10,000 parts per million or greater.

(3) *Monitoring period.* (i) Each valve shall be monitored monthly to detect leaks, except as provided in paragraphs (b)(3)(ii), (e)(1), (e)(2), and (e)(4) of this section. An owner or operator may otherwise elect to comply with one of the alternative standards in paragraphs (b)(5) or (b)(6) of this section as specified in paragraph (b)(4) of this section.

(ii)(A) Any valve for which a leak is not detected for 2 successive months may be monitored the same month (first, second, or third month) of every quarter, beginning with the next quarter, until a leak is detected. The first quarterly monitoring shall occur less than 3 months following the last monthly monitoring.

(B) If a leak is detected, the valve shall be monitored monthly until a leak is not detected for 2 successive months.

(C) For purposes of paragraph (b) of this section, quarter means a 3-month period with the first quarter concluding on the last day of the last full month during the 180 days following initial startup.

(4) *Allowance of alternative standards.* An owner or operator may elect to comply with one of the alternatives specified in either paragraph (b)(5) or (b)(6) of this section if the percentage of valves leaking is equal to or less than 2.0 percent as determined by the procedure in paragraph (c) of this section. An owner or operator must notify

the Administrator before implementing one of the alternatives specified in either paragraph (b)(5) or (b)(6) of this section.

(5) *Allowable percentage alternative.* An owner or operator choosing to comply with the allowable percentage alternative shall have an allowable percentage of leakers no greater than 2.0 percent for each affected facility or process unit and shall comply with paragraphs (b)(5)(i) and (b)(5)(ii) of this section.

(i) A compliance demonstration for each affected facility or process unit or affected facility complying with this alternative shall be conducted initially upon designation, annually, and at other times requested by the Administrator. For each such demonstration, all valves in gas and vapor and light liquid service within the affected facility or process unit shall be monitored within 1 week by the methods specified in § 63.1004(b). If an instrument reading exceeds the equipment leak level specified in the referencing subpart, a leak is detected. The leak percentage shall be calculated as specified in paragraph (c) of this section.

(ii) If an owner or operator decides no longer to comply with this alternative, the owner or operator must notify the Administrator in writing that the work practice standard described in paragraph (b)(3) of this section will be followed.

(6) *Skip period alternatives.* An owner or operator may elect to comply with one of the alternative work practices specified in paragraphs (b)(6)(i) or (b)(6)(ii) of this section. An owner or operator electing to use one of these skip period alternatives shall comply with paragraphs (b)(6)(iii) and (b)(6)(iv) of this section. Before using either skip period alternative, the owner or operator shall initially comply with the requirements of paragraph (b)(3) of this section. Monitoring data generated before the regulated source became subject to the referencing subpart that meets the criteria of either § 63.1004(b)(1) through (b)(5), or § 63.1004(b)(6), may be used to initially qualify for skip period alternatives.

(i) After 2 consecutive quarterly leak detection periods with the percent of valves leaking equal to or less than 2.0

as determined by the procedure in paragraph (c) of this section, an owner or operator may begin to monitor for leaks once every 6 months.

(ii) After 5 consecutive quarterly leak detection periods with the percent of valves leaking equal to or less than 2.0 as determined by the procedure in paragraph (c) of this section, an owner or operator may begin to monitor for leaks once every year.

(iii) If the percent of valves leaking is greater than 2.0, the owner or operator shall comply with paragraph (b)(3) of this section, but can elect to comply with paragraph (b)(6) of this section if future percent of valves leaking is again equal to or less than 2.0.

(iv) The owner or operator shall keep a record of the monitoring schedule and the percent of valves found leaking during each monitoring period.

(c) *Percent leaking valves calculation—calculation basis and procedures.* (1) The owner or operator shall decide no later than the compliance date of this subpart, or upon revision of an operating permit whether to calculate percent leaking valves on a process unit or group of process units basis. Once the owner or operator has decided, all subsequent percentage calculations shall be made on the same basis and this shall be the basis used for comparison with the subgrouping criteria specified in paragraph (b)(5)(i) of this section.

(2) The percent of valves leaking shall be determined by dividing the sum of valves found leaking during current monitoring and valves for which repair has been delayed by the total number of valves subject to the requirements of this section.

(d) *Leak repair.* (1) If a leak is determined pursuant to paragraph (b), (e)(1), or (e)(2) of this section, then the leak shall be repaired using the procedures in § 63.1005, as applicable.

(2) After a leak determined pursuant to paragraph (b) or (e)(2) of this section has been repaired, the valve shall be monitored at least once within the first 3 months after its repair. The monitoring required by this paragraph is in addition to the monitoring required to satisfy the definition of repair.

(i) The monitoring shall be conducted as specified in § 63.1004(b) and (c), as appropriate, to determine whether the valve has resumed leaking.

(ii) Periodic monitoring required by paragraph (b) of this section may be used to satisfy the requirements of this paragraph, if the timing of the monitoring period coincides with the time specified in this paragraph. Alternatively, other monitoring may be performed to satisfy the requirements of this paragraph, regardless of whether the timing of the monitoring period for periodic monitoring coincides with the time specified in this paragraph.

(iii) If a leak is detected by monitoring that is conducted pursuant to paragraph (d)(2) of this section, the owner or operator shall follow the provisions of paragraphs (d)(2)(iii)(A) and (d)(2)(iii)(B) of this section, to determine whether that valve must be counted as a leaking valve for purposes of paragraph (c) of this section.

(A) If the owner or operator elected to use periodic monitoring required by paragraph (b) of this section to satisfy the requirements of paragraph (d)(2) of this section, then the valve shall be counted as a leaking valve.

(B) If the owner or operator elected to use other monitoring, prior to the periodic monitoring required by paragraph (b) of this section, to satisfy the requirements of paragraph (d)(2) of this section, then the valve shall be counted as a leaking valve unless it is repaired and shown by periodic monitoring not to be leaking.

(e) *Special provisions for valves*—(1) *Unsafe-to-monitor valves.* Any valve that is designated, as described in § 63.1003(c)(1), as an unsafe-to-monitor valve, is exempt from the monitoring requirements of paragraph (b) of this section, and the owner or operator shall monitor the valve according to the written plan specified in § 63.1003(c)(5).

(2) *Difficult-to-monitor.* Any valve that is designated, as described in § 63.1003(c)(2), as a difficult-to-monitor valve, is exempt from the requirements of paragraph (b) of this section, and the owner or operator shall monitor the valve according to the written plan specified in § 63.1003(c)(5).

(3) *Less than 250 valves.* Any equipment located at a plant site with fewer than 250 valves in regulated material service is exempt from the monthly monitoring specified in paragraph (b)(3)(i) of this section. Instead, the owner or operator shall monitor each valve in regulated material service for leaks once each quarter, or comply with paragraphs (b)(3)(ii)(A), (b)(3)(ii)(B), or (b)(3)(ii)(C) of this section except as provided in paragraphs (e)(1) and (e)(2) of this section.

(4) *No detectable emissions.* (i) Any valve that is designated, as described in § 63.1003(e), as having no detectable emissions is exempt from the requirements of paragraphs (b) through (c) of this section if the owner or operator meets the criteria specified in paragraphs (e)(4)(i)(A) and (e)(4)(i)(B) of this section.

(A) Tests the valve for operation with emissions less than 500 parts per million above background as determined by the method specified in § 63.1004(c) initially upon designation, annually, and at other times requested by the Administrator, and

(B) Records the dates of each compliance demonstration, the background level measured during each compliance test, and the maximum instrument reading measured at the equipment during each compliance test.

(ii) A valve may not be designated or operated for no detectable emissions, as described in § 63.1003(e), if the valve has an instrument reading greater than 500 parts per million above background.

#### § 63.1007 Pumps in light liquid service standards.

(a) *Compliance schedule.* The owner or operator shall comply with this section no later than the compliance date specified in the referencing subpart.

(b) *Leak detection.* Unless otherwise specified in § 63.1002(b), or § 63.1016 of this subpart or paragraph (e) of this section, the owner or operator shall monitor each pump monthly to detect leaks and shall comply with all other provisions of this section.

(1) *Monitoring method.* The pumps shall be monitored to detect leaks by the method specified in § 63.1004(b) of this subpart.

(2) *Instrument reading that defines a leak.* The instrument reading that defines a leak is 10,000 parts per million.

(3) *Visual inspection.* Each pump shall be checked by visual inspection each calendar week for indications of liquids dripping from the pump seal. The owner or operator shall document that the inspection was conducted and the date of the inspection. If there are indications of liquids dripping from the pump seal, a leak is detected. Unless the owner or operator demonstrates (e.g., through instrument monitoring) that the indications of liquids dripping are due to a condition other than process fluid drips, the leak shall be repaired according to the procedures of paragraph (b)(4) of this section.

(4) *Visual inspection: Leak repair.* Where a leak is identified by visual indications of liquids dripping, repair shall mean that the visual indications

of liquids dripping have been eliminated.

(c) *Percent leaking pumps calculation.*

(1) The owner or operator shall decide no later than the compliance date of this part or upon revision of an operating permit whether to calculate percent leaking pumps on a process unit basis or group of process units basis. Once the owner or operator has decided, all subsequent percentage calculations shall be made on the same basis.

(2) The number of pumps at a process unit shall be the sum of all the pumps in regulated material service, except that pumps found leaking in a continuous process unit or within 1 month after startup of the pump shall not count in the percent leaking pumps calculation for that one monitoring period only.

(3) Percent leaking pumps shall be determined by the following equation:

$$\%P_L = ((P_L - P_S)/(P_T - P_S)) \times 100 \quad [\text{Eq. 1}]$$

Where:

$\%P_L$  = Percent leaking pumps

$P_L$  = Number of pumps found leaking as determined through monthly monitoring as required in paragraph (b) of this section. Do not include results from inspection of unsafe-to-monitor pumps pursuant to paragraph (e)(6) of this section.

$P_T$  = Total pumps in regulated material service, including those meeting the criteria in paragraphs (e)(1), (e)(2), (e)(3), and (e)(6) of this section.

$P_S$  = Number of pumps leaking within 1 month of start-up during the current monitoring period.

(d) *Leak repair.* If a leak is detected pursuant to paragraph (b) of this section, then the leak shall be repaired using the procedures in § 63.1005, as applicable, unless otherwise specified in paragraph (b)(4) of this section for leaks identified by visual indications of liquids dripping.

(e) *Special provisions for pumps—(1) Dual mechanical seal pumps.* Each pump equipped with a dual mechanical seal system that includes a barrier fluid system is exempt from the requirements of paragraph (b) of this section,

provided the requirements specified in paragraphs (e)(1)(i) through (e)(1)(viii) of this section are met.

(i) The owner or operator determines, based on design considerations and operating experience, criteria applicable to the presence and frequency of drips and to the sensor that indicates failure of the seal system, the barrier fluid system, or both. The owner or operator shall keep records at the plant of the design criteria and an explanation of the design criteria, and any changes to these criteria and the reasons for the changes. This record must be available for review by an inspector.

(ii) Each dual mechanical seal system shall meet the requirements specified in paragraphs (e)(1)(ii)(A) through (e)(1)(ii)(C) of this section.

(A) Each dual mechanical seal system is operated with the barrier fluid at a pressure that is at all times (except periods of startup, shutdown, or malfunction) greater than the pump stuffing box pressure; or

(B) Equipped with a barrier fluid degassing reservoir that is routed to a

process or fuel gas system or connected by a closed vent system to a control device that complies with the requirements of subpart SS of this part; or

(C) Equipped with a closed-loop system that purges the barrier fluid into a process stream.

(iii) The barrier fluid is not in light liquid service.

(iv) Each barrier fluid system is equipped with a sensor that will detect failure of the seal system, the barrier fluid system, or both.

(v) Each pump is checked by visual inspection each calendar week for indications of liquids dripping from the pump seal. The owner or operator shall document that the inspection was conducted and the date of the inspection. If there are indications of liquids dripping from the pump seal at the time of the weekly inspection, the owner or operator shall follow the procedure specified in either paragraph (e)(1)(v)(A) or (e)(1)(v)(B) of this section prior to the next required inspection.

(A) The owner or operator shall monitor the pump as specified in § 63.1004(b) to determine if there is a leak of regulated material in the barrier fluid; if an instrument reading of 10,000 parts per million or greater is measured, a leak is detected and shall be repaired using the procedures in § 63.1005; or

(B) The owner or operator shall eliminate the visual indications of liquids dripping.

(vi) If indications of liquids dripping from the pump seal exceed the criteria established in paragraph (e)(1)(i) of this section, or if based on the criteria established in paragraph (e)(1)(i) of this section the sensor indicates failure of the seal system, the barrier fluid system, or both, a leak is detected.

(vii) Each sensor as described in paragraph (e)(1)(iv) of this section is observed daily or is equipped with an alarm unless the pump is located within the boundary of an unmanned plant site.

(viii) When a leak is detected pursuant to paragraph (e)(1)(vi) of this section, it shall be repaired as specified in § 63.1005.

(2) *No external shaft.* Any pump that is designed with no externally actuated shaft penetrating the pump housing is

exempt from the requirements of paragraph (b) of this section.

(3) *Routed to a process or fuel gas system or equipped with a closed vent system.* Any pump that is routed to a process or a fuel gas system or equipped with a closed vent system that captures and transports leakage from the pump to a control device meeting the requirements of § 63.1015 is exempt from requirements of paragraph (b) of this section.

(4) *Unmanned plant site.* Any pump that is located within the boundary of an unmanned plant site is exempt from the weekly visual inspection requirement of paragraphs (b)(3), and (e)(1)(v) of this section, and the daily requirements of paragraph (e)(1)(vii) of this section, provided that each pump is visually inspected as often as practical and at least monthly.

(5) *Unsafe-to-monitor pumps.* Any pump that is designated, as described in § 63.1003(c)(1), as an unsafe-to-monitor pump is exempt from the requirements of paragraph (b) of this section and the requirements of § 63.1005 and the owner or operator shall monitor the pump according to the written plan specified in § 63.1003(c)(5).

#### **§ 63.1008 Connectors in gas and vapor service and in light liquid service standards.**

(a) *Compliance schedule.* The owner or operator shall comply with this section no later than the compliance dates specified in the referencing subpart.

(b) *Leak detection.* Unless otherwise specified in § 63.1002(b), or § 63.1016 of this subpart, or the referencing subpart, the owner or operator shall monitor all connectors within 5 days by the method specified in § 63.1004(b) if evidence of a potential leak is found by visual, audible, olfactory, or any other detection method. No monitoring is required if the evidence of a potential leak is eliminated within 5 days. If an instrument reading of 10,000 parts per million or greater is measured, a leak is detected.

(c) *Leak repair.* If a leak is detected pursuant to paragraph (b) of this section, then the leak shall be repaired using the procedures in § 63.1005, as applicable.

(d) *Special provisions for connectors—*  
(1) *Unsafe-to-monitor connectors.* Any connector that is designated, as described in § 63.1003(c)(1), as an unsafe-to-monitor connector is exempt from the requirements of paragraph (b) of this section and the owner or operator shall monitor according to the written plan specified in § 63.1003(c)(5).

(2) *Inaccessible, ceramic, or ceramic-lined connectors.* (i) Any connector that is inaccessible or that is ceramic or ceramic-lined (e.g., porcelain, glass, or glass-lined), is exempt from the monitoring requirements of paragraph (b) of this section, the leak repair requirements of paragraph (c) of this section, and the recordkeeping and reporting requirements of § 63.1017 and § 63.1018. An inaccessible connector is a connector that meets any of the provisions specified in paragraphs (d)(2)(i)(A) through (d)(2)(i)(F) of this section, as applicable.

(A) Buried;

(B) Insulated in a manner that prevents access to the connector by a monitor probe;

(C) Obstructed by equipment or piping that prevents access to the connector by a monitor probe; or

(D) Unable to be reached from a wheeled scissor-lift or hydraulic-type scaffold that would allow access to connectors up to 7.6 meters (25 feet) above the ground.

(E) Inaccessible because it would require elevating the monitoring personnel more than 2 meters (7 feet) above a permanent support surface or would require the erection of scaffold;

(F) Not able to be accessed at any time in a safe manner to perform monitoring. Unsafe access includes, but is not limited to, the use of a wheeled scissor-lift on unstable or uneven terrain, the use of a motorized man-lift basket in areas where an ignition potential exists, or access would require near proximity to hazards such as electrical lines, or would risk damage to equipment.

(ii) If any inaccessible ceramic or ceramic-lined connector is noted to have a leak by visual, audible, olfactory, or other means, the leak to the atmosphere shall be eliminated as soon as practical.

**§ 63.1009 Agitators in gas and vapor service and in light liquid service standards.**

(a) *Compliance schedule.* The owner or operator shall comply with this section no later than the compliance dates specified in the referencing subpart.

(b) *Leak detection—*(1) *Monitoring method.* Each agitator seal shall be monitored monthly to detect leaks by the methods specified in § 63.1004(b), or § 63.1016, except as provided in § 63.1002(b) or in paragraph (e) of this section.

(2) *Instrument reading that defines a leak.* If an instrument reading equivalent of 10,000 parts per million or greater is measured, a leak is detected.

(3) *Visual inspection.* Each agitator seal shall be checked by visual inspection each calendar week for indications of liquids dripping from the agitator seal. The owner or operator shall document that the inspection was conducted and the date of the inspection. If there are indications of liquids dripping from the agitator seal, the owner or operator shall follow the procedures specified in paragraphs (b)(3)(i) and (b)(3)(ii) of this section prior to the next required inspection.

(i) The owner or operator shall monitor the agitator seal as specified in § 63.1004(b) to determine if there is a leak of regulated material. If an instrument reading of 10,000 parts per million or greater is measured, a leak is detected, and it shall be repaired using the procedures in paragraph (d) of this section;

(ii) The owner or operator shall eliminate the indications of liquids dripping from the agitator seal.

(c) [Reserved]

(d) *Leak repair.* If a leak is detected, then the leak shall be repaired using the procedures in § 63.1005, as applicable.

(e) *Special provisions for agitators—*(1) *Dual mechanical seal.* Each agitator equipped with a dual mechanical seal system that includes a barrier fluid system is exempt from the requirements of paragraph (b) of this section, provided the requirements specified in paragraphs (e)(1)(i) through (e)(1)(vi) of this section are met.

(i) Each dual mechanical seal system shall meet the applicable requirement



specified in paragraphs (e)(1)(i)(A), (e)(1)(i)(B), or (e)(1)(i)(C) of this section.

(A) Operated with the barrier fluid at a pressure that is at all times (except during periods of startup, shutdown, or malfunction) greater than the agitator stuffing box pressure; or

(B) Equipped with a barrier fluid degassing reservoir that is routed to a process or fuel gas system or connected by a closed vent system to a control device that meets the requirements of § 63.1015; or

(C) Equipped with a closed-loop system that purges the barrier fluid into a process stream.

(ii) The barrier fluid is not in light liquid service.

(iii) Each barrier fluid system is equipped with a sensor that will detect failure of the seal system, the barrier fluid system, or both.

(iv) Each agitator seal is checked by visual inspection each calendar week for indications of liquids dripping from the agitator seal. If there are indications of liquids dripping from the agitator seal at the time of the weekly inspection, the owner or operator shall follow the procedure specified in either paragraph (e)(1)(iv)(A) or (e)(1)(iv)(B) of this section prior to the next required inspection.

(A) The owner or operator shall monitor the agitator seal shall as specified in § 63.1004(b) to determine the presence of regulated material in the barrier fluid. If an instrument reading of 10,000 parts per million or greater is measured, a leak is detected and it shall be repaired using the procedures in § 63.1005; or

(B) The owner or operator shall eliminate the visual indications of liquids dripping.

(v) Each sensor as described in paragraph (e)(1)(iii) of this section is observed daily or is equipped with an alarm unless the agitator seal is located within the boundary of an unmanned plant site.

(vi) The owner or operator of each dual mechanical seal system shall meet the requirements specified in paragraphs (e)(1)(vi)(A) through (e)(1)(vi)(D).

(A) The owner or operator shall determine, based on design consider-

ations and operating experience, criteria applicable to the presence and frequency of drips and to the sensor that indicates failure of the seal system, the barrier fluid system, or both.

(B) The owner or operator shall keep records of the design criteria and an explanation of the design criteria; and any changes to these criteria and the reasons for the changes.

(C) If indications of liquids dripping from the agitator seal exceed the criteria established in paragraphs (e)(1)(vi)(A) and (e)(1)(vi)(B) of this section, or if, based on the criteria established in paragraphs (e)(1)(vi)(A) and (e)(1)(vi)(B) of this section, the sensor indicates failure of the seal system, the barrier fluid system, or both, a leak is detected.

(D) When a leak is detected, it shall be repaired using the procedures in § 63.1005.

(2) *No external shaft.* Any agitator that is designed with no externally actuated shaft penetrating the agitator housing is exempt from the requirements of paragraph (b) of this section.

(3) *Routed to a process or fuel gas system or equipped with a closed vent system.* Any agitator that is routed to a process or fuel gas system or equipped with a closed vent system that captures and transports leakage from the agitator to a control device meeting the requirements of § 63.1015 is exempt from the monitoring requirements of paragraph (b) of this section.

(4) *Unmanned plant site.* Any agitator that is located within the boundary of an unmanned plant site is exempt from the weekly visual inspection requirement of paragraphs (b)(3) and (e)(1)(iv) of this section, and the daily requirements of paragraph (e)(1)(v) of this section, provided that each agitator is visually inspected as often as practical and at least monthly.

(5) *Difficult-to-monitor agitator seals.* Any agitator seal that is designated, as described in § 63.1003(c)(2), as a difficult-to-monitor agitator seal is exempt from the requirements of paragraph (b) of this section and the owner or operator shall monitor the agitator seal according to the written plan specified in § 63.1003(c)(5).

(6) *Equipment obstructions.* Any agitator seal that is obstructed by equipment or piping that prevents access to the agitator by a monitor probe is exempt from the monitoring requirements of paragraph (b) of this section.

(7) *Unsafe-to-monitor agitator seals.* Any agitator seal that is designated, as described in § 63.1003(c)(1), as an unsafe-to-monitor agitator seal is exempt from the requirements of paragraph (b) of this section and the owner or operator of the agitator seal monitors the agitator seal according to the written plan specified in § 63.1003(c)(5).

**§ 63.1010 Pumps, valves, connectors, and agitators in heavy liquid service; pressure relief devices in liquid service; and instrumentation systems standards.**

(a) *Compliance schedule.* The owner or operator shall comply with this section no later than the compliance dates specified in the referencing subpart.

(b) *Leak detection—(1) Monitoring method.* Unless otherwise specified in § 63.1002(b), or § 63.1016, the owner or operator shall comply with paragraphs (b)(1) and (b)(2) of this section. Pumps, valves, connectors, and agitators in heavy liquid service; pressure relief devices in light liquid or heavy liquid service; and instrumentation systems shall be monitored within 5 calendar days by the method specified in § 63.1004(b) if evidence of a potential leak to the atmosphere is found by visual, audible, olfactory, or any other detection method. If such a potential leak is repaired as required in paragraph (c) of this section, it is not necessary to monitor the system for leaks by the method specified in § 63.1004(b).

(2) *Instrument reading that defines a leak.* For systems monitored by the method specified in § 63.1004(b), if an instrument reading of 10,000 parts per million or greater is measured, a leak is detected. If a leak is detected, it shall be identified pursuant to § 63.1004(e) and repaired pursuant to § 63.1005.

(c) *Leak repair.* If a leak is determined pursuant to this section, then the leak shall be repaired using the procedures in § 63.1005, as applicable. For equipment identified in paragraph (b) of this section that is not monitored by the method specified in

§ 63.1004(b), repaired shall mean that the visual, audible, olfactory, or other indications of a leak to the atmosphere have been eliminated; that no bubbles are observed at potential leak sites during a leak check using soap solution; or that the system will hold a test pressure.

**§ 63.1011 Pressure relief devices in gas and vapor service standards.**

(a) *Compliance schedule.* The owner or operator shall comply with this section no later than the compliance dates specified in the referencing subpart.

(b) *Compliance standard.* Except during pressure releases as provided for in paragraph (c) of this section, each pressure relief device in gas or vapor service shall be operated with an instrument reading of less than 500 parts per million as measured by the method specified in § 63.1004(c).

(c) *Pressure relief requirements.* (1) After each pressure release, the pressure relief device shall be returned to a condition indicated by an instrument reading of less than 500 parts per million, as soon as practical, but no later than 5 calendar days after each pressure release, except as provided in paragraph (d) of this section.

(2) The pressure relief device shall be monitored no later than five calendar days after the pressure release and being returned to regulated material service to confirm the condition indicated by an instrument reading of less than 500 parts per million, as measured by the method specified in § 63.1004(c).

(3) The owner or operator shall record the dates and results of the monitoring required by paragraph (c)(2) of this section following a pressure release including maximum instrument reading measured during the monitoring and the background level measured if the instrument reading is adjusted for background.

(d) *Pressure relief devices routed to a process or fuel gas system or equipped with a closed vent system and control device.* Any pressure relief device that is routed to a process or fuel gas system or equipped with a closed vent system that captures and transports leakage from the pressure relief device to a

control device meeting the requirements of § 63.1015 is exempt from the requirements of paragraphs (b) and (c) of this section.

(e) *Rupture disk exemption.* Any pressure relief device that is equipped with a rupture disk upstream of the pressure relief device is exempt from the requirements of paragraphs (b) and (c) of this section provided the owner or operator installs a replacement rupture disk upstream of the pressure relief device as soon as practical after each pressure release, but no later than 5 calendar days after each pressure release, except as provided in § 63.1005(d).

#### § 63.1012 Compressor standards.

(a) *Compliance schedule.* The owner or operator shall comply with this section no later than the compliance dates specified in the referencing subpart.

(b) *Seal system standard.* Each compressor shall be equipped with a seal system that includes a barrier fluid system and that prevents leakage of process fluid to the atmosphere, except as provided in § 63.1002(b) and paragraphs (e) and (f) of this section. Each compressor seal system shall meet the requirements specified in paragraphs (b)(1), (b)(2), or (b)(3) of this section.

(1) Operated with the barrier fluid at a pressure that is greater than the compressor stuffing box pressure at all times (except during periods of startup, shutdown, or malfunction); or

(2) Equipped with a barrier fluid system degassing reservoir that is routed to a process or fuel gas system or connected by a closed-vent system to a control device that meets the requirements of § 63.1015; or

(3) Equipped with a closed-loop system that purges the barrier fluid directly into a process stream.

(c) *Barrier fluid system.* The barrier fluid shall not be in light liquid service. Each barrier fluid system shall be equipped with a sensor that will detect failure of the seal system, barrier fluid system, or both. Each sensor shall be observed daily or shall be equipped with an alarm unless the compressor is located within the boundary of an unmanned plant site.

(d) *Failure criterion and leak detection.*

(1) The owner or operator shall determine, based on design considerations

and operating experience, a criterion that indicates failure of the seal system, the barrier fluid system, or both. If the sensor indicates failure of the seal system, the barrier fluid system, or both based on the criterion, a leak is detected and shall be repaired pursuant to § 63.1005, as applicable.

(2) The owner or operator shall keep records of the design criteria and an explanation of the design criteria; and any changes to these criteria and the reasons for the changes.

(e) *Routed to a process or fuel gas system or equipped with a closed vent system and control device.* A compressor is exempt from the requirements of paragraphs (b) through (d) of this section if it is equipped with a system to capture and transport leakage from the compressor drive shaft seal to a process or a fuel gas system or to a closed vent system that captures and transports leakage from the compressor to a control device meeting the requirements of § 63.1015.

(f) *Alternative compressor standard.* (1) Any compressor that is designated as described in § 63.1003(e) as operating with no detectable emissions shall operate at all times with an instrument reading of less than 500 parts per million. A compressor so designated is exempt from the requirements of paragraphs (b) through (d) of this section if the compressor is demonstrated initially upon designation, annually, and at other times requested by the Administrator to be operating with an instrument reading of less than 500 parts per million as measured by the method specified in § 63.1004(c). A compressor may not be designated or operated having an instrument reading of less than 500 parts per million as described in § 63.1003(e) if the compressor has a maximum instrument reading greater than 500 parts per million.

(2) The owner or operator shall record the dates and results of each compliance test including the background level measured and the maximum instrument reading measured during each compliance test.

(g) *Reciprocating compressor exemption.* Any existing reciprocating compressor in a process unit or affected facility that becomes an affected facility under

### § 63.1013

### 40 CFR Ch. I (7–1–07 Edition)

provisions of 40 CFR 60.14 or 60.15 is exempt from paragraphs (b), (c), and (d) of this section provided the owner or operator demonstrates that recasting the distance piece or replacing the compressor are the only options available to bring the compressor into compliance with the provisions of the above exempted paragraphs of this section.

[64 FR 34886, June 29, 1999, as amended at 64 FR 63706, Nov. 22, 1999]

#### § 63.1013 Sampling connection systems standards.

(a) *Compliance schedule.* The owner or operator shall comply with this section no later than the compliance dates specified in the referencing subpart.

(b) *Equipment requirement.* Each sampling connection system shall be equipped with a closed purge, closed loop, or closed vent system, except as provided in paragraph (d) of this section. Gases displaced during filling of the sample container are not required to be collected or captured.

(c) *Equipment design and operation.* Each closed-purge, closed-loop, or closed vent system except as provided in paragraph (d) of this section shall meet the applicable requirements specified in paragraphs (c)(1) through (c)(5) of this section.

(1) The system shall return the purged process fluid directly to a process line or fuel gas system meeting the compliance determinations in §§ 63.1015 or 63.1002(b) as appropriate; or

(2) Collect and recycle the purged process fluid to a process; or

(3) Be designed and operated to capture and transport all the purged process fluid to a control device that meets the requirements of § 63.1015; or

(4) Collect, store, and transport the purged process fluid to a system or facility identified in paragraph (c)(4)(i), (c)(4)(ii), or (c)(4)(iii) of this section.

(i) A waste management unit as defined in 40 CFR 63.111 or 40 CFR part 63, subpart G, if the waste management unit is complying with the provisions of 40 CFR part 63, subpart G, applicable to group 1 wastewater streams. If the purged process fluid does not contain any organic HAP listed in table 9 of 40 CFR part 63, subpart G, the waste management unit need not be subject to,

and operated in compliance with the requirements of 40 CFR part 63, subpart G, applicable to subject wastewater streams provided the facility has a National Pollution Discharge Elimination System (NPDES) permit or sends the wastewater to an NPDES-permitted facility.

(ii) A treatment, storage, or disposal facility subject to regulation under 40 CFR part 262, 264, 265, or 266; or

(iii) A facility permitted, licensed, or registered by a State to manage municipal or industrial solid waste, if the process fluids are not hazardous waste as defined in 40 CFR part 261.

(5) Containers that are part of a closed-purge system must be covered or closed when not being filled or emptied.

(d) *In-situ sampling systems.* In-situ sampling systems and sampling systems without purges are exempt from the requirements of paragraphs (b) and (c) of this section.

#### § 63.1014 Open-ended valves or lines standards.

(a) *Compliance schedule.* The owner or operator shall comply with this section no later than the compliance dates specified in the referencing subpart.

(b) *Equipment and operational requirements.* (1) Each open-ended valve or line shall be equipped with a cap, blind flange, plug, or a second valve, except as provided in § 63.1002(b) and paragraphs (c) and (d) of this section. The cap, blind flange, plug, or second valve shall seal the open end at all times except during operations requiring process fluid flow through the open-ended valve or line, or during maintenance. The operational provisions of paragraphs (b)(2) and (b)(3) of this section also apply.

(2) Each open-ended valve or line equipped with a second valve shall be operated in a manner such that the valve on the process fluid end is closed before the second valve is closed.

(3) When a double block and bleed system is being used, the bleed valve or line may remain open during operations that require venting the line between the block valves but shall comply with paragraph (b)(1) of this section at all other times.

## Environmental Protection Agency

## § 63.1017

(c) *Emergency shutdown exemption.* Open-ended valves or lines in an emergency shutdown system that are designed to open automatically in the event of a process upset are exempt from the requirements of paragraph (b) of this section.

(d) *Polymerizing materials exemption.* Open-ended valves or lines containing materials that would autocatalytically polymerize or, would present an explosion, serious over pressure, or other safety hazard if capped or equipped with a double block and bleed system as specified in paragraph (b) of this section are exempt from the requirements of paragraph (b) of this section.

### § 63.1015 Closed vent systems and control devices; or emissions routed to a fuel gas system or process.

(a) *Compliance schedule.* The owner or operator shall comply with this section no later than the compliance dates specified in the referencing subpart.

(b) *Compliance standard.* (1) Owners or operators of closed vent systems and nonflare control devices used to comply with provisions of this subpart shall design and operate the closed vent system and nonflare control devices to reduce emissions of regulated material with an efficiency of 95 percent or greater or to reduce emissions of regulated material to a concentration of 20 parts per million by volume or, for an enclosed combustion device, to provide a minimum of 760°C (1400°F). Owners and operators of closed vent systems and nonflare control devices used to comply with this subpart shall comply with the provisions of subpart SS of this part, except as provided in § 63.1002(b).

(2) Owners or operators of closed vent systems and flares used to comply with the provisions of this subpart shall design and operate the flare as specified in subpart SS of this part, except as provided in § 63.1002(b).

(3) Owners or operators routing emissions from equipment leaks to a fuel gas system or process shall comply with the provisions of subpart SS of this part, except as provided in § 63.1002(b).

### § 63.1016 Alternative means of emission limitation: Enclosed-vented process units.

(a) *Use of closed vent system and control device.* Process units of affected facilities or portions of process units of affected facilities enclosed in such a manner that all emissions from equipment leaks are routed to a process or fuel gas system or collected and vented through a closed vent system to a control device meeting the requirements of either § 63.1015 or § 63.1002(b) are exempt from the requirements of §§ 63.1006 through 63.1014. The enclosure shall be maintained under a negative pressure at all times while the process unit or affected facility is in operation to ensure that all emissions are routed to a control device.

(b) *Recordkeeping.* Owners and operators choosing to comply with the requirements of this section shall maintain the records specified in paragraphs (b)(1) through (b)(3) of this section.

(1) Identification of the process unit(s) or affected facilities and the regulated materials they handle.

(2) A schematic of the process unit or affected facility, enclosure, and closed vent system.

(3) A description of the system used to create a negative pressure in the enclosure to ensure that all emissions are routed to the control device.

### § 63.1017 Recordkeeping requirements.

(a) *Recordkeeping system.* An owner or operator of more than one regulated source subject to the provisions of this subpart may comply with the recordkeeping requirements for these regulated sources in one recordkeeping system. The recordkeeping system shall identify each record by regulated source and the type of program being implemented (e.g., quarterly monitoring) for each type of equipment. The records required by this subpart are summarized in paragraphs (b) and (c) of this section.

(b) *General equipment leak records.* (1) As specified in § 63.1003(a) through (d), the owner or operator shall keep general and specific equipment identification if the equipment is not physically tagged and the owner or operator is electing to identify the equipment subject to this subpart through written

## § 63.1018

## 40 CFR Ch. I (7–1–07 Edition)

documentation such as a log or other designation.

(2) The owner or operator shall keep a written plan as specified in § 63.1003(c)(5) for any equipment that is designated as unsafe or difficult-to-monitor.

(3) The owner or operator shall maintain the identity and an explanation as specified in § 63.1003(d)(1) for any equipment that is designated as unsafe-to-repair.

(4) As specified in § 63.1003(e), the owner or operator shall maintain the identity of compressors operating with an instrument reading of less than 500 parts per million.

(5) The owner or operator shall keep records for leaking equipment as specified in § 63.1004(e).

(6) The owner or operator shall keep records for delay of repair as specified in § 63.1005(c) and records for leak repair as specified in § 63.1005(e).

(c) *Specific equipment leak records.* (1) For valves, the owner or operator shall maintain the monitoring schedule for each process unit as specified in § 63.1006(b), and the records specified in § 63.1006(e)(4)(i)(B).

(2) For pumps, the owner or operator shall maintain the records specified in paragraphs (c)(2)(i) through (c)(2)(iii) of this section.

(i) Documentation of pump visual inspections as specified in § 63.1007(b)(4).

(ii) Documentation of dual mechanical seal pump visual inspections as specified in § 63.1007(e)(1)(v).

(iii) For the criteria as to the presence and frequency of drips for dual mechanical seal pumps, records of the design criteria and explanations and any changes and the reason for the changes, as specified in § 63.1007(e)(1)(i).

(3) [Reserved]

(4) For agitators, the owner or operator shall maintain records specified in paragraphs (c)(4)(i) and (c)(4)(ii) of this section.

(i) Documentation of the agitator seal visual inspections as specified in § 63.1009(b)(3).

(ii) Documentation of the design criteria and explanations and any changes and the reason for the changes, as specified in § 63.1009(e)(1)(vi)(A).

(5) For pressure relief devices in gas and vapor or light liquid service, the

owner or operator shall keep records of the dates and results of monitoring following a pressure release, as specified in § 63.1011(c)(3).

(6) For compressors, the owner or operator shall maintain the records specified in paragraphs (c)(6)(i) and (c)(6)(ii) of this section.

(i) For criteria as to failure of the seal system and/or the barrier fluid system, record the design criteria and explanations and any changes and the reason for the changes, as specified in § 63.1012(d)(2).

(ii) For compressors operating under the alternative compressor standard, record the dates and results of each compliance test as specified in § 63.1012(f)(2).

(7) For process units complying with the enclosed-vented process unit alternative, the owner or operator shall maintain the records for enclosed-vented process units as specified in § 63.1016(b).

### § 63.1018 Reporting requirements.

(a) *Periodic Reports.* The owner or operator shall report the information specified in paragraphs (a)(1) through (a)(2) of this section, as applicable, in the periodic report specified in the referencing subpart.

(1) The initial Periodic Report shall include the information specified in paragraphs (a)(1)(i) through (a)(1)(iv) and (a)(2) of this section.

(i) Process unit or affected facility identification.

(ii) Number of valves subject to the requirements of § 63.1006, excluding those valves designated for no detectable emissions under the provisions of § 63.1006(e)(4).

(iii) Number of pumps subject to the requirements of § 63.1007, excluding those pumps designated for no detectable emissions under the provisions of § 63.1007(e)(2) and those pumps complying with the closed vent system provisions of § 63.1007(e)(3).

(iv) Number of compressors subject to the requirements of § 63.1012, excluding those compressors designated for no detectable emissions under the provisions of § 63.1012(f) and those compressors complying with the closed vent system provisions of § 63.1012(e).

(2) Each periodic report shall contain the information listed in paragraphs (a)(2)(i) through (a)(2)(iv) of this section, as applicable.

(i) Process unit identification.

(ii) For each month during the semi-annual reporting period,

(A) Number of valves for which leaks were detected as described in § 63.1006(b),

(B) Number of valves for which leaks were not repaired as required in § 63.1006(d),

(C) Number of pumps for which leaks were detected as described in § 63.1007(b) and § 63.1007(e)(1)(vi),

(D) Number of pumps for which leaks were not repaired as required in §§ 63.1007(d) and (e)(5),

(E) Number of compressors for which leaks were detected as described in § 63.1012(d)(1),

(F) Number of compressors for which leaks were not repaired as required in § 63.1012(d)(1), and

(G) The facts that explain each delay of repair and, where appropriate, why the repair was technically infeasible without a process unit or affected facility shutdown.

(iii) Dates of process unit or affected facility shutdowns which occurred within the periodic report reporting period.

(iv) Revisions to items reported according to paragraph (a)(1) of this section if changes have occurred since the initial report or subsequent revisions to the initial report.

(b) *Special notifications.* An owner or operator electing to comply with either of the alternatives in § 63.1006(b)(5) or (6) shall notify the Administrator of the alternative standard selected before implementing either of the provisions.

#### **Subpart UU—National Emission Standards for Equipment Leaks—Control Level 2 Standards**

SOURCE: 64 FR 34899, June 29, 1999, unless otherwise noted.

##### **§ 63.1019 Applicability.**

(a) The provisions of this subpart apply to the control of air emissions from equipment leaks for which an-

other subpart references the use of this subpart for such air emission control. These air emission standards for equipment leaks are placed here for administrative convenience and only apply to those owners and operators of facilities subject to a referencing subpart. The provisions of 40 CFR part 63, subpart A (General Provisions) do not apply to this subpart except as noted in the referencing subpart.

(b) *Equipment subject to this subpart.* The provisions of this subpart and the referencing subpart apply to equipment that contains or contacts regulated material. This subpart applies to pumps, compressors, agitators, pressure relief devices, sampling connection systems, open-ended valves or lines, valves, connectors, instrumentation systems, and closed vent systems and control devices used to meet the requirements of this subpart.

(c) *Equipment in vacuum service.* Equipment in vacuum service is excluded from the requirements of this subpart.

(d) *Equipment in service less than 300 hours per calendar year.* Equipment intended to be in regulated material service less than 300 hours per calendar year is excluded from the requirements of §§ 63.1025 through 63.1034 and § 63.1036 if it is identified as required in § 63.1022(b)(5).

(e) *Lines and equipment not containing process fluids.* Lines and equipment not containing process fluids are not subject to the provisions of this subpart. Utilities, and other non-process lines, such as heating and cooling systems that do not combine their materials with those in the processes they serve, are not considered to be part of a process unit or affected facility.

(f) *Implementation and enforcement.* This subpart can be implemented and enforced by the U.S. Environmental Protection Agency (EPA), or a delegated authority such as the applicable State, local, or tribal agency. If the EPA Administrator has delegated authority to a State, local, or tribal agency, then that agency has the authority to implement and enforce this subpart. Contact the applicable EPA Regional Office to find out if this subpart is delegated to a State, local, or tribal agency.

(1) In delegating implementation and enforcement authority of this subpart to a State, local, or tribal agency under section 40 CFR part 63, subpart E, the authorities contained in paragraphs (f)(i) through (v) of this section are retained by the EPA Administrator and are not transferred to the State, local, or tribal agency.

(i) Approval of alternatives to the nonopacity emissions standards in §§ 63.1022 through 62.1034, under § 63.6(g), and the standards for quality improvement programs in § 63.1035. Where these standards reference another subpart, the cited provisions will be delegated according to the delegation provisions of the referenced subpart.

(ii) [Reserved]

(iii) Approval of major changes to test methods under § 63.7(e)(2)(ii) and (f) and as defined in § 63.90.

(iv) Approval of major changes to monitoring under § 63.8(f) and as defined in § 63.90.

(v) Approval of major changes to recordkeeping and reporting under § 63.10(f) and as defined in § 63.90.

[64 FR 34899, June 29, 1999, as amended at 67 FR 46279, July 12, 2002]

#### § 63.1020 Definitions.

All terms used in this part shall have the meaning given them in the Act and in this section.

*Batch process* means a process in which the equipment is fed intermittently or discontinuously. Processing then occurs in this equipment after which the equipment is generally emptied. Examples of industries that use batch processes include pharmaceutical production and pesticide production.

*Batch product-process equipment train* means the collection of equipment (e.g., connectors, reactors, valves, pumps, etc.) configured to produce a specific product or intermediate by a batch process.

*Car-seal* means a seal that is placed on a device that is used to change the position of a valve (e.g., from opened to closed) in such a way that the position of the valve cannot be changed without breaking the seal.

*Closed-loop system* means an enclosed system that returns process fluid to

the process and is not vented directly to the atmosphere.

*Closed-purge system* means a system or combination of systems and portable containers to capture purged liquids. Containers must be covered or closed when not being filled or emptied.

*Closed-vent system* means a system that is not open to the atmosphere and is composed of piping, ductwork, connections, and, if necessary, flow inducing devices that transport gas or vapor from an emission point to a control device.

*Combustion device* means an individual unit of equipment, such as a flare, incinerator, process heater, or boiler, used for the combustion of organic emissions.

*Connector* means flanged, screwed, or other joined fittings used to connect two pipelines or a pipeline and a piece of equipment. A common connector is a flange. Joined fittings welded completely around the circumference of the interface are not considered connectors for the purpose of this regulation. For the purpose of reporting and recordkeeping, connector means joined fittings that are not inaccessible, ceramic, or ceramic-lined (e.g., porcelain, glass, or glass-lined) as described in § 63.1027(e)(2).

*Continuous parameter monitoring system* (CPMS) means the total equipment that may be required to meet the data acquisition and availability requirements of this part, used to sample, condition (if applicable), analyze, and provide a record of process or control system parameters.

*Control device* means any combustion device, recovery device, recapture device, or any combination of these devices used to comply with this part. Such equipment or devices include, but are not limited to, absorbers, carbon adsorbers, condensers, incinerators, flares, boilers, and process heaters. Primary condensers on steam strippers or fuel gas systems are not considered control devices.

*Distance piece* means an open or enclosed casing through which the piston rod travels, separating the compressor cylinder from the crankcase.

*Double block and bleed system* means two block valves connected in series



with a bleed valve or line that can vent the line between the two block valves.

*Equipment* means each pump, compressor, agitator, pressure relief device, sampling connection system, open-ended valve or line, valve, connector, and instrumentation system in regulated material service; and any control devices or systems used to comply with this subpart.

*First attempt at repair*, for the purposes of this subpart, means to take action for the purpose of stopping or reducing leakage of organic material to the atmosphere, followed by monitoring as specified in §§ 63.1023(b) and (c) of this subpart in to verify whether the leak is repaired, unless the owner or operator determines by other means that the leak is not repaired.

*Fuel gas* means gases that are combusted to derive useful work or heat.

*Fuel gas system* means the offsite and onsite piping and flow and pressure control system that gathers gaseous stream(s) generated by onsite operations, may blend them with other sources of gas, and transports the gaseous stream for use as fuel gas in combustion equipment, such as furnaces and gas turbines, either singly or in combination.

*In food and medical service* means that a piece of equipment in regulated material service contacts a process stream used to manufacture a Food and Drug Administration regulated product where leakage of a barrier fluid into the process stream would cause any of the following:

(1) A dilution of product quality so that the product would not meet written specifications,

(2) An exothermic reaction which is a safety hazard,

(3) The intended reaction to be slowed down or stopped, or

(4) An undesired side reaction to occur.

*In gas and vapor service* means that a piece of equipment in regulated material service contains a gas or vapor at operating conditions.

*In heavy liquid service* means that a piece of equipment in regulated material service is not in gas and vapor service or in light liquid service.

*In light liquid service* means that a piece of equipment in regulated material

service contains a liquid that meets the following conditions:

(1) The vapor pressure of one or more of the organic compounds is greater than 0.3 kilopascals at 20°C,

(2) The total concentration of the pure organic compounds constituents having a vapor pressure greater than 0.3 kilopascals at 20°C is equal to or greater than 20 percent by weight of the total process stream, and

(3) The fluid is a liquid at operating conditions.

(NOTE TO DEFINITION OF "IN LIGHT LIQUID SERVICE": Vapor pressures may be determined by standard reference texts or ASTM D-2879.)

*In liquid service* means that a piece of equipment in regulated material service is not in gas and vapor service.

*In organic hazardous air pollutant or in organic HAP service* means that piece of equipment either contains or contracts a fluid (liquid or gas) that is at least 5 percent by weight of total organic HAP's as determined according to the provisions of § 63.180(d) of subpart H. The provisions of § 63.180(d) of subpart H also specify how to determine that a piece of equipment is not in organic HAP service.

*In regulated material service* means, for the purposes of this subpart, equipment which meets the definition of "in VOC service," "in VHAP service," "in organic hazardous air pollutant service," or "in" other chemicals or groups of chemicals "service" as defined in the referencing subpart.

*In-situ sampling systems* means non-extractive samplers or in-line samplers.

*In vacuum service* means that equipment is operating at an internal pressure which is at least 5 kilopascals below ambient pressure.

*Initial startup* means for new sources, the first time the source begins production. For additions or changes not defined as a new source by this subpart, initial startup means the first time additional or changed equipment is put into operation. Initial startup does not include operation solely for testing of equipment. Initial startup does not include subsequent startup of process units following malfunction or process unit shutdowns. Except for equipment

leaks, initial startup also does not include subsequent startups (of process units following changes in product for flexible operation units or following recharging of equipment in batch unit operations).

*Instrumentation system* means a group of equipment components used to condition and convey a sample of the process fluid to analyzers and instruments for the purpose of determining process operating conditions (e.g., composition, pressure, flow, etc.). Valves and connectors are the predominant type of equipment used in instrumentation systems; however, other types of equipment may also be included in these systems. Only valves nominally 1.27 centimeters (0.5 inches) and smaller, and connectors nominally 1.91 centimeters (0.75 inches) and smaller in diameter are considered instrumentation systems for the purposes of this subpart. Valves greater than nominally 1.27 centimeters (0.5 inches) and connectors greater than nominally 1.91 centimeters (0.75 inches) associated with instrumentation systems are not considered part of instrumentation systems and must be monitored individually.

*Liquids dripping* means any visible leakage from the seal including dripping, spraying, misting, clouding, and ice formation. Indications of liquids dripping include puddling or new stains that are indicative of an existing evaporated drip.

*Nonrepairable* means that it is technically infeasible to repair a piece of equipment from which a leak has been detected without a process unit or affected facility shutdown.

*Open-ended valve or line* means any valve, except relief valves, having one side of the valve seat in contact with process fluid and one side open to atmosphere, either directly or through open piping.

*Organic monitoring device* means a unit of equipment used to indicate the concentration level of organic compounds based on a detection principle such as infra-red, photoionization, or thermal conductivity.

*Polymerizing monomer* means a compound which may form polymer build-up in pump mechanical seals resulting in rapid mechanical seal failure.

*Pressure release* means the emission of materials resulting from the system pressure being greater than the set pressure of the relief device. This release can be one release or a series of releases over a short time period due to a malfunction in the process.

*Pressure relief device or valve* means a safety device used to prevent operating pressures from exceeding the maximum allowable working pressure of the process equipment. A common pressure relief device is a spring-loaded pressure relief valve. Devices that are actuated either by a pressure of less than or equal to 2.5 pounds per square inch gauge or by a vacuum are not pressure relief devices.

*Process unit* means the equipment specified in the definitions of process unit in the applicable referencing subpart. If the referencing subpart does not define process unit, then for the purposes of this part, process unit means the equipment assembled and connected by pipes or ducts to process raw materials and to manufacture an intended product.

*Process unit shutdown* means a work practice or operational procedure that stops production from a process unit, or part of a process unit during which it is technically feasible to clear process material from a process unit, or part of a process unit, consistent with safety constraints and during which repairs can be affected. The following are not considered process unit shutdowns:

- (1) An unscheduled work practice or operations procedure that stops production from a process unit, or part of a process unit, for less than 24 hours.
- (2) An unscheduled work practice or operations procedure that would stop production from a process unit, or part of a process unit, for a shorter period of time than would be required to clear the process unit, or part of the process unit, of materials and start up the unit, and would result in greater emissions than delay of repair of leaking components until the next scheduled process unit shutdown.
- (3) The use of spare equipment and technically feasible bypassing of equipment without stopping production.

*Referencing subpart* means the subpart that refers an owner or operator to this subpart.

*Regulated material*, for purposes of this part, refers to gas from volatile organic liquids (VOL), volatile organic compounds (VOC), hazardous air pollutants (HAP), or other chemicals or groups of chemicals that are regulated by the referencing subpart.

*Regulated source* for the purposes of this part, means the stationary source, the group of stationary sources, or the portion of a stationary source that is regulated by a referencing subpart.

*Relief device or valve* means a valve used only to release an unplanned, non-routine discharge. A relief valve discharge can result from an operator error, a malfunction such as a power failure or equipment failure, or other unexpected cause that requires immediate venting of gas from process equipment in order to avoid safety hazards or equipment damage.

*Repaired*, for the purposes of this subpart, means that equipment is adjusted, or otherwise altered, to eliminate a leak as defined in the applicable sections of this subpart and unless otherwise specified in applicable provisions of this subpart, is monitored as specified in §§ 63.1023(b) and (c) to verify that emissions from the equipment are below the applicable leak definition.

*Routed to a process or route to a process* means the emissions are conveyed to any enclosed portion of a process unit where the emissions are predominantly recycled and/or consumed in the same manner as a material that fulfills the same function in the process and/or transformed by chemical reaction into materials that are not regulated materials and/or incorporated into a product; and/or recovered.

*Sampling connection system* means an assembly of equipment within a process unit or affected facility used during periods of representative operation to take samples of the process fluid. Equipment used to take nonroutine grab samples is not considered a sampling connection system.

*Screwed (threaded) connector* means a threaded pipe fitting where the threads are cut on the pipe wall and the fitting requires only two pieces to make the connection (i.e., the pipe and the fitting).

*Sensor* means a device that measures a physical quantity or the change in a

physical quantity, such as temperature, pressure, flow rate, pH, or liquid level.

*Set pressure* means for the purposes of this subpart, the pressure at which a properly operating pressure relief device begins to open to relieve atypical process system operating pressure.

*Start-up* means the setting into operation of a piece of equipment or a control device that is subject to this subpart.

#### **§ 63.1021 Alternative means of emission limitation.**

(a) *Performance standard exemption.* The provisions of paragraph (b) of this section do not apply to the performance standards of § 63.1030(b) for pressure relief devices or § 63.1031(f) for compressors operating under the alternative compressor standard.

(b) *Requests by owners or operators.* An owner or operator may request a determination of alternative means of emission limitation to the requirements of §§ 63.1025 through 63.1034 as provided in paragraph (d) of this section. If the Administrator makes a determination that a means of emission limitation is a permissible alternative, the owner or operator shall either comply with the alternative or comply with the requirements of §§ 63.1025 through 63.1034.

(c) *Requests by manufacturers of equipment.* (1) Manufacturers of equipment used to control equipment leaks of the regulated material may apply to the Administrator for permission for an alternative means of emission limitation that achieves a reduction in emissions of the regulated material achieved by the equipment, design, and operational requirements of this subpart.

(2) The Administrator will grant permission according to the provisions of paragraph (d) of this section.

(d) *Permission to use an alternative means of emission limitation.* Permission to use an alternative means of emission limitation shall be governed by the procedures in paragraphs (d)(1) through (d)(4) of this section.

(1) Where the standard is an equipment, design, or operational requirement, the requirements of paragraphs (d)(1)(i) through (d)(1)(iii) of this section apply.

(i) Each owner or operator applying for permission to use an alternative means of emission limitation shall be responsible for collecting and verifying emission performance test data for an alternative means of emission limitation.

(ii) The Administrator will compare test data for the means of emission limitation to test data for the equipment, design, and operational requirements.

(iii) The Administrator may condition the permission on requirements that may be necessary to ensure operation and maintenance to achieve at least the same emission reduction as the equipment, design, and operational requirements of this subpart.

(2) Where the standard is a work practice, the requirements of paragraphs (d)(2)(i) through (d)(2)(vi) of this section apply.

(i) Each owner or operator applying for permission to use an alternative means of emission limitation shall be responsible for collecting and verifying test data for the alternative.

(ii) For each kind of equipment for which permission is requested, the emission reduction achieved by the required work practices shall be demonstrated for a minimum period of 12 months.

(iii) For each kind of equipment for which permission is requested, the emission reduction achieved by the alternative means of emission limitation shall be demonstrated.

(iv) Each owner or operator applying for such permission shall commit, in writing, for each kind of equipment to work practices that provide for emission reductions equal to or greater than the emission reductions achieved by the required work practices.

(v) The Administrator will compare the demonstrated emission reduction for the alternative means of emission limitation to the demonstrated emission reduction for the required work practices and will consider the commitment in paragraph (d)(2)(iv) of this section.

(vi) The Administrator may condition the permission on requirements that may be necessary to ensure operation and maintenance to achieve the same or greater emission reduction as

the required work practices of this subpart.

(3) An owner or operator may offer a unique approach to demonstrate the alternative means of emission limitation.

(4) If, in the judgement of the Administrator, an alternative means of emission limitation will be approved, the Administrator will publish a notice of the determination in the FEDERAL REGISTER using the procedures specified in the referencing subpart.

**§ 63.1022 Equipment identification.**

(a) *General equipment identification.* Equipment subject to this subpart shall be identified. Identification of the equipment does not require physical tagging of the equipment. For example, the equipment may be identified on a plant site plan, in log entries, by designation of process unit or affected facility boundaries by some form of weatherproof identification, or by other appropriate methods.

(b) *Additional equipment identification.* In addition to the general identification required by paragraph (a) of this section, equipment subject to any of the provisions in §§ 63.1023 through 63.1034 shall be specifically identified as required in paragraphs (b)(1) through (b)(5) of this section, as applicable. This paragraph does not apply to an owner or operator of a batch product process who elects to pressure test the batch product process equipment train pursuant to § 63.1036.

(1) *Connectors.* Except for inaccessible, ceramic, or ceramic-lined connectors meeting the provision of § 63.1027(e)(2) and instrumentation systems identified pursuant to paragraph (b)(4) of this section, identify the connectors subject to the requirements of this subpart. Connectors need not be individually identified if all connectors in a designated area or length of pipe subject to the provisions of this subpart are identified as a group, and the number of connectors subject is indicated. With respect to connectors, the identification shall be complete no later than the completion of the initial survey required by paragraph (a) of this section.

(2) *Routed to a process or fuel gas system or equipped with a closed vent system*

*and control device.* Identify the equipment that the owner or operator elects to route to a process or fuel gas system or equip with a closed vent system and control device, under the provisions of § 63.1026(e)(3) (pumps in light liquid service), § 63.1028(e)(3) (agitators), § 63.1030(d) (pressure relief devices in gas and vapor service), § 63.1031(e) (compressors), or § 63.1037(a) (alternative means of emission limitation for enclosed-vented process units).

(3) *Pressure relief devices.* Identify the pressure relief devices equipped with rupture disks, under the provisions of § 63.1030(e).

(4) *Instrumentation systems.* Identify instrumentation systems subject to the provisions of § 63.1029 of this subpart. Individual components in an instrumentation system need not be identified.

(5) *Equipment in service less than 300 hours per calendar year.* The identity, either by list, location (area or group), or other method, of equipment in regulated material service less than 300 hours per calendar year within a process unit or affected facilities subject to the provisions of this subpart shall be recorded.

(c) *Special equipment designations: Equipment that is unsafe or difficult-to-monitor—*(1) *Designation and criteria for unsafe-to-monitor.* Valves meeting the provisions of § 63.1025(e)(1), pumps meeting the provisions of § 63.1026(e)(6), connectors meeting the provisions of § 63.1027(e)(1), and agitators meeting the provisions of § 63.1028(e)(7) may be designated unsafe-to-monitor if the owner or operator determines that monitoring personnel would be exposed to an immediate danger as a consequence of complying with the monitoring requirements of this subpart. Examples of unsafe-to-monitor equipment include, but is not limited to, equipment under extreme pressure or heat.

(2) *Designation and criteria for difficult-to-monitor.* Valves meeting the provisions of § 63.1025(e)(2) may be designated difficult-to-monitor if the provisions of paragraph (c)(2)(i) apply. Agitators meeting the provisions of § 63.1028(e)(5) may be designated difficult-to-monitor if the provisions of paragraph (c)(2)(ii) apply.

(i) *Valves.* (A) The owner or operator of the valve determines that the valve cannot be monitored without elevating the monitoring personnel more than 2 meters (7 feet) above a support surface or it is not accessible in a safe manner when it is in regulated material service; and

(B) The process unit or affected facility within which the valve is located is an existing source, or the owner or operator designates less than 3 percent of the total number of valves in a new source as difficult-to-monitor.

(ii) *Agitators.* The owner or operator determines that the agitator cannot be monitored without elevating the monitoring personnel more than 2 meters (7 feet) above a support surface or it is not accessible in a safe manner when it is in regulated material service.

(3) *Identification of unsafe or difficult-to-monitor equipment.* The owner or operator shall record the identity of equipment designated as unsafe-to-monitor according to the provisions of paragraph (c)(1) of this section and the planned schedule for monitoring this equipment. The owner or operator shall record the identity of equipment designated as difficult-to-monitor according to the provisions of paragraph (c)(2) of this section, the planned schedule for monitoring this equipment, and an explanation why the equipment is unsafe or difficult-to-monitor. This record must be kept at the plant and be available for review by an inspector.

(4) *Written plan requirements.* (i) The owner or operator of equipment designated as unsafe-to-monitor according to the provisions of paragraph (c)(1) of this section shall have a written plan that requires monitoring of the equipment as frequently as practical during safe-to-monitor times, but not more frequently than the periodic monitoring schedule otherwise applicable, and repair of the equipment according to the procedures in § 63.1024 if a leak is detected.

(ii) The owner or operator of equipment designated as difficult-to-monitor according to the provisions of paragraph (c)(2) of this section shall have a written plan that requires monitoring of the equipment at least once per calendar year and repair of the

## § 63.1023

## 40 CFR Ch. I (7–1–07 Edition)

equipment according to the procedures in § 63.1024 if a leak is detected.

(d) *Special equipment designations: Equipment that is unsafe-to-repair—(1) Designation and criteria.* Connectors subject to the provisions of § 63.1024(e) may be designated unsafe-to-repair if the owner or operator determines that repair personnel would be exposed to an immediate danger as a consequence of complying with the repair requirements of this subpart, and if the connector will be repaired before the end of the next process unit or affected facility shutdown as specified in § 63.1024(e)(2).

(2) *Identification of equipment.* The identity of connectors designated as unsafe-to-repair and an explanation why the connector is unsafe-to-repair shall be recorded.

(e) *Special equipment designations: Compressors operating with an instrument reading of less than 500 parts per million above background.* Identify the compressors that the owner or operator elects to designate as operating with an instrument reading of less than 500 parts per million above background, under the provisions of § 63.1031(f).

(f) *Special equipment designations: Equipment in heavy liquid service.* The owner or operator of equipment in heavy liquid service shall comply with the requirements of either paragraph (f)(1) or (f)(2) of this section, as provided in paragraph (f)(3) of this section.

(1) Retain information, data, and analyses used to determine that a piece of equipment is in heavy liquid service.

(2) When requested by the Administrator, demonstrate that the piece of equipment or process is in heavy liquid service.

(3) A determination or demonstration that a piece of equipment or process is in heavy liquid service shall include an analysis or demonstration that the process fluids do not meet the definition of “in light liquid service.” Examples of information that could document this include, but are not limited to, records of chemicals purchased for the process, analyses of process stream composition, engineering calculations, or process knowledge.

### § 63.1023 Instrument and sensory monitoring for leaks.

(a) *Monitoring for leaks.* The owner or operator of a regulated source subject to this subpart shall monitor regulated equipment as specified in paragraph (a)(1) of this section for instrument monitoring and paragraph (a)(2) of this section for sensory monitoring.

(1) *Instrument monitoring for leaks.* (i) Valves in gas and vapor service and in light liquid service shall be monitored pursuant to § 63.1025(b).

(ii) Pumps in light liquid service shall be monitored pursuant to § 63.1026(b).

(iii) Connectors in gas and vapor service and in light liquid service shall be monitored pursuant to § 63.1027(b).

(iv) Agitators in gas and vapor service and in light liquid service shall be monitored pursuant to § 63.1028(c).

(v) Pressure relief devices in gas and vapor service shall be monitored pursuant to § 63.1030(c).

(vi) Compressors designated to operate with an instrument reading less than 500 parts per million above background, as described in § 63.1022(e), shall be monitored pursuant to § 63.1031(f).

(2) *Sensory monitoring for leaks.* (i) Pumps in light liquid service shall be observed pursuant to §§ 63.1026(b)(4) and (e)(1)(v).

(ii) [Reserved]

(iii) Agitators in gas and vapor service and in light liquid service shall be observed pursuant to § 63.1028(c)(3) or (e)(1)(iv).

(iv) [Reserved]

(b) *Instrument monitoring methods.* Instrument monitoring, as required under this subpart, shall comply with the requirements specified in paragraphs (b)(1) through (b)(6) of this section.

(1) *Monitoring method.* Monitoring shall comply with Method 21 of 40 CFR part 60, appendix A, except as otherwise provided in this section.

(2) *Detection instrument performance criteria.* (i) Except as provided for in paragraph (b)(2)(ii) of this section, the detection instrument shall meet the performance criteria of Method 21 of 40 CFR part 60, appendix A, except the instrument response factor criteria in section 3.1.2, paragraph (a) of Method

21 shall be for the representative composition of the process fluid not each individual VOC in the stream. For process streams that contain nitrogen, air, water or other inerts that are not HAP or VOC, the representative stream response factor shall be determined on an inert-free basis. The response factor may be determined at any concentration for which monitoring for leaks will be conducted.

(ii) If there is no instrument commercially available that will meet the performance criteria specified in paragraph (b)(2)(i) of this section, the instrument readings may be adjusted by multiplying by the representative response factor of the process fluid, calculated on an inert-free basis as described in paragraph (b)(2)(i) of this section.

(3) *Detection instrument calibration procedure.* The detection instrument shall be calibrated before use on each day of its use by the procedures specified in Method 21 of 40 CFR part 60, appendix A.

(4) *Detection instrument calibration gas.* Calibration gases shall be zero air (less than 10 parts per million of hydrocarbon in air); and the gases specified in paragraph (b)(4)(i) of this section except as provided in paragraph (b)(4)(ii) of this section.

(i) Mixtures of methane in air at a concentration no more than 2,000 parts per million greater than the leak definition concentration of the equipment monitored. If the monitoring instrument's design allows for multiple calibration scales, then the lower scale shall be calibrated with a calibration gas that is no higher than 2,000 parts per million above the concentration specified as a leak, and the highest scale shall be calibrated with a calibration gas that is approximately equal to 10,000 parts per million. If only one scale on an instrument will be used during monitoring, the owner or operator need not calibrate the scales that will not be used during that day's monitoring.

(ii) A calibration gas other than methane in air may be used if the instrument does not respond to methane or if the instrument does not meet the performance criteria specified in paragraph (b)(2)(i) of this section. In such

cases, the calibration gas may be a mixture of one or more of the compounds to be measured in air.

(5) *Monitoring performance.* Monitoring shall be performed when the equipment is in regulated material service or is in use with any other detectable material.

(6) *Monitoring data.* Monitoring data obtained prior to the regulated source becoming subject to the referencing subpart that do not meet the criteria specified in paragraphs (b)(1) through (b)(5) of this section may still be used to qualify initially for less frequent monitoring under the provisions in § 63.1025(a)(2), (b)(3) or (b)(4) for valves or § 63.1027(b)(3) for connectors provided the departures from the criteria or from the specified monitoring frequency of § 63.1025(b)(3) or (b)(4) or § 63.1027(b)(3) are minor and do not significantly affect the quality of the data. Examples of minor departures are monitoring at a slightly different frequency (such as every 6 weeks instead of monthly or quarterly), following the performance criteria of section 3.1.2, paragraph (a) of Method 21 of Appendix A of 40 CFR part 60 instead of paragraph (b)(2) of this section, or monitoring using a different leak definition if the data would indicate the presence or absence of a leak at the concentration specified in this subpart. Failure to use a calibrated instrument is not considered a minor departure.

(c) *Instrument monitoring using background adjustments.* The owner or operator may elect to adjust or not to adjust the instrument readings for background. If an owner or operator elects not to adjust instrument readings for background, the owner or operator shall monitor the equipment according to the procedures specified in paragraphs (b)(1) through (b)(5) of this section. In such cases, all instrument readings shall be compared directly to the applicable leak definition for the monitored equipment to determine whether there is a leak or to determine compliance with § 63.1030(b) (pressure relief devices) or § 63.1031(f) (alternative compressor standard). If an owner or operator elects to adjust instrument readings for background, the owner or operator shall monitor the equipment according to the procedures specified

in paragraphs (c)(1) through (c)(4) of this section.

(1) The requirements of paragraphs (b)(1) through (b)(5) of this section shall apply.

(2) The background level shall be determined, using the procedures in Method 21 of 40 CFR part 60, appendix A.

(3) The instrument probe shall be traversed around all potential leak interfaces as close to the interface as possible as described in Method 21 of 40 CFR part 60, appendix A.

(4) The arithmetic difference between the maximum concentration indicated by the instrument and the background level shall be compared to the applicable leak definition for the monitored equipment to determine whether there is a leak or to determine compliance with § 63.1030(b) (pressure relief devices) or § 63.1031(f) (alternative compressor standard).

(d) *Sensory monitoring methods.* Sensory monitoring consists of visual, audible, olfactory, or any other detection method used to determine a potential leak to the atmosphere.

(e) *Leaking equipment identification and records.* (1) When each leak is detected pursuant to the monitoring specified in paragraph (a) of this section, a weatherproof and readily visible identification, shall be attached to the leaking equipment.

(2) When each leak is detected, the information specified in § 63.1024(f) shall be recorded and kept pursuant to the referencing subpart, except for the information for connectors complying with the 8 year monitoring period allowed under § 63.1027(b)(3)(iii) shall be kept 5 years beyond the date of its last use.

#### § 63.1024 Leak repair.

(a) *Leak repair schedule.* The owner or operator shall repair each leak detected as soon as practical, but not later than 15 calendar days after it is detected, except as provided in paragraphs (d) and (e) of this section. A first attempt at repair as defined in this subpart shall be made no later than 5 calendar days after the leak is detected. First attempt at repair for pumps includes, but is not limited to, tightening the packing gland nuts and/

or ensuring that the seal flush is operating at design pressure and temperature. First attempt at repair for valves includes, but is not limited to, tightening the bonnet bolts, and/or replacing the bonnet bolts, and/or tightening the packing gland nuts, and/or injecting lubricant into the lubricated packing.

(b) [Reserved]

(c) *Leak identification removal*—(1) *Valves and connectors in gas/vapor and light liquid service.* The leak identification on a valve in gas/vapor or light liquid service may be removed after it has been monitored as specified in § 63.1025(d)(2), and no leak has been detected during that monitoring. The leak identification on a connector in gas/vapor or light liquid service may be removed after it has been monitored as specified in § 63.1027(b)(3)(iv) and no leak has been detected during that monitoring.

(2) *Other equipment.* The identification that has been placed, pursuant to § 63.1023(e)(1), on equipment determined to have a leak, except for a valve or for a connector in gas/vapor or light liquid service that is subject to the provisions of § 63.1027(b)(3)(iv), may be removed after it is repaired.

(d) *Delay of repair.* Delay of repair is allowed for any of the conditions specified in paragraphs (d)(1) through (d)(5) of this section. The owner or operator shall maintain a record of the facts that explain any delay of repairs and, where appropriate, why the repair was technically infeasible without a process unit shutdown.

(1) Delay of repair of equipment for which leaks have been detected is allowed if repair within 15 days after a leak is detected is technically infeasible without a process unit or affected facility shutdown. Repair of this equipment shall occur as soon as practical, but no later than the end of the next process unit or affected facility shutdown, except as provided in paragraph (d)(5) of this section.

(2) Delay of repair of equipment for which leaks have been detected is allowed for equipment that is isolated from the process and that does not remain in regulated material service.

(3) Delay of repair for valves, connectors, and agitators is also allowed if



## Environmental Protection Agency

## § 63.1025

the provisions of paragraphs (d)(3)(i) and (d)(3)(ii) of this section are met.

(i) The owner or operator determines that emissions of purged material resulting from immediate repair would be greater than the fugitive emissions likely to result from delay of repair, and

(ii) When repair procedures are effected, the purged material is collected and destroyed, collected and routed to a fuel gas system or process, or recovered in a control device complying with either § 63.1034 or § 63.1021(b) of this part.

(4) Delay of repair for pumps is also allowed if the provisions of paragraphs (d)(4)(i) and (d)(4)(ii) of this section are met.

(i) Repair requires replacing the existing seal design with a new system that the owner or operator has determined under the provisions of § 63.1035(d) will provide better performance or one of the specifications of paragraphs (d)(4)(i)(A) through (d)(4)(i)(C) of this section are met.

(A) A dual mechanical seal system that meets the requirements of § 63.1026(e)(1) will be installed;

(B) A pump that meets the requirements of § 63.1026(e)(2) will be installed; or

(C) A system that routes emissions to a process or a fuel gas system or a closed vent system and control device that meets the requirements of § 63.1026(e)(3) will be installed; and

(ii) Repair is completed as soon as practical, but not later than 6 months after the leak was detected.

(5) Delay of repair beyond a process unit or affected facility shutdown will be allowed for a valve if valve assembly replacement is necessary during the process unit or affected facility shutdown, and valve assembly supplies have been depleted, and valve assembly supplies had been sufficiently stocked before the supplies were depleted. Delay of repair beyond the second process unit or affected facility shutdown will not be allowed unless the third process unit or affected facility shutdown occurs sooner than 6 months after the first process unit or affected facility shutdown.

(e) *Unsafe-to-repair—connectors.* Any connector that is designated, as de-

scribed in § 63.1022(d), as an unsafe-to-repair connector is exempt from the requirements of § 63.1027(d), and paragraph (a) of this section.

(f) *Leak repair records.* For each leak detected, the information specified in paragraphs (f)(1) through (f)(5) of this section shall be recorded and maintained pursuant to the referencing subpart.

(1) The date of first attempt to repair the leak.

(2) The date of successful repair of the leak.

(3) Maximum instrument reading measured by Method 21 of 40 CFR part 60, appendix A at the time the leak is successfully repaired or determined to be nonrepairable.

(4) “Repair delayed” and the reason for the delay if a leak is not repaired within 15 calendar days after discovery of the leak as specified in paragraphs (f)(4)(i) and (f)(4)(ii) of this section.

(i) The owner or operator may develop a written procedure that identifies the conditions that justify a delay of repair. The written procedures may be included as part of the startup, shutdown, and malfunction plan, as required by the referencing subpart for the source, or may be part of a separate document that is maintained at the plant site. In such cases, reasons for delay of repair may be documented by citing the relevant sections of the written procedure.

(ii) If delay of repair was caused by depletion of stocked parts, there must be documentation that the spare parts were sufficiently stocked on-site before depletion and the reason for depletion.

(5) Dates of process unit or affected facility shutdowns that occur while the equipment is unrepaired.

### § 63.1025 Valves in gas and vapor service and in light liquid service standards.

(a) *Compliance schedule.* (1) The owner or operator shall comply with this section no later than the compliance dates specified in the referencing subpart.

(2) The use of monitoring data generated before the regulated source became subject to the referencing subpart to qualify initially for less frequent monitoring is governed by the provisions of § 63.1023(b)(6).

(b) *Leak detection.* Unless otherwise specified in § 63.1021(b) or paragraph (e) of this section, or the referencing subpart, the owner or operator shall monitor all valves at the intervals specified in paragraphs (b)(3) and/or (b)(4) of this section and shall comply with all other provisions of this section.

(1) *Monitoring method.* The valves shall be monitored to detect leaks by the method specified in § 63.1023(b) and, as applicable, § 63.1023(c).

(2) *Instrument reading that defines a leak.* The instrument reading that defines a leak is 500 parts per million or greater.

(3) *Monitoring frequency.* The owner or operator shall monitor valves for leaks at the intervals specified in paragraphs (b)(3)(i) through (b)(3)(v) of this section and shall keep the record specified in paragraph (b)(3)(vi) of this section.

(i) If at least the greater of 2 valves or 2 percent of the valves in a process unit leak, as calculated according to paragraph (c) of this section, the owner or operator shall monitor each valve once per month.

(ii) At process units with less than the greater of 2 leaking valves or 2 percent leaking valves, the owner or operator shall monitor each valve once each quarter, except as provided in paragraphs (b)(3)(iii) through (b)(3)(v) of this section. Monitoring data generated before the regulated source became subject to the referencing subpart and meeting the criteria of either § 63.1023(b)(1) through (b)(5), or § 63.1023(b)(6), may be used to qualify initially for less frequent monitoring under paragraphs (b)(3)(iii) through (b)(3)(v) of this section.

(iii) At process units with less than 1 percent leaking valves, the owner or operator may elect to monitor each valve once every two quarters.

(iv) At process units with less than 0.5 percent leaking valves, the owner or operator may elect to monitor each valve once every four quarters.

(v) At process units with less than 0.25 percent leaking valves, the owner or operator may elect to monitor each valve once every 2 years.

(vi) The owner or operator shall keep a record of the monitoring schedule for each process unit.

(4) *Valve subgrouping.* For a process unit or a group of process units to which this subpart applies, an owner or operator may choose to subdivide the valves in the applicable process unit or group of process units and apply the provisions of paragraph (b)(3) of this section to each subgroup. If the owner or operator elects to subdivide the valves in the applicable process unit or group of process units, then the provisions of paragraphs (b)(4)(i) through (b)(4)(viii) of this section apply.

(i) The overall performance of total valves in the applicable process unit or group of process units to be subdivided shall be less than 2 percent leaking valves, as detected according to paragraphs (b)(1) and (b)(2) of this section and as calculated according to paragraphs (c)(1)(ii) and (c)(2) of this section.

(ii) The initial assignment or subsequent reassignment of valves to subgroups shall be governed by the provisions of paragraphs (b)(4)(ii)(A) through (b)(4)(ii)(C) of this section.

(A) The owner or operator shall determine which valves are assigned to each subgroup. Valves with less than one year of monitoring data or valves not monitored within the last twelve months must be placed initially into the most frequently monitored subgroup until at least one year of monitoring data have been obtained.

(B) Any valve or group of valves can be reassigned from a less frequently monitored subgroup to a more frequently monitored subgroup provided that the valves to be reassigned were monitored during the most recent monitoring period for the less frequently monitored subgroup. The monitoring results must be included with that less frequently monitored subgroup's associated percent leaking valves calculation for that monitoring event.

(C) Any valve or group of valves can be reassigned from a more frequently monitored subgroup to a less frequently monitored subgroup provided that the valves to be reassigned have not leaked for the period of the less frequently monitored subgroup (e.g., for the last 12 months, if the valve or group of valves is to be reassigned to a subgroup being monitored annually).

Nonrepairable valves may not be reassigned to a less frequently monitored subgroup.

(iii) The owner or operator shall determine every 6 months if the overall performance of total valves in the applicable process unit or group of process units is less than 2 percent leaking valves and so indicate the performance in the next Periodic Report. If the overall performance of total valves in the applicable process unit or group of process units is 2 percent leaking valves or greater, the owner or operator shall no longer subgroup and shall revert to the program required in paragraphs (b)(1) through (b)(3) of this section for that applicable process unit or group of process units. An owner or operator can again elect to comply with the valve subgrouping procedures of paragraph (b)(4) of this section if future overall performance of total valves in the process unit or group of process units is again less than 2 percent. The overall performance of total valves in the applicable process unit or group of process units shall be calculated as a weighted average of the percent leaking valves of each subgroup according to Equation number 1:

$$\%V_{LO} = \frac{\sum_{i=1}^n (\%V_{Li} \times V_i)}{\sum_{i=1}^n V_i} \quad [\text{Eq. 1}]$$

where:

$\%V_{LO}$  = Overall performance of total valves in the applicable process unit or group of process units

$\%V_{Li}$  = Percent leaking valves in subgroup i, most recent value calculated according to the procedures in paragraphs (c)(1)(ii) and (c)(2) of this section.

$V_i$  = Number of valves in subgroup i.

$n$  = Number of subgroups.

(iv) The owner or operator shall maintain records specified in paragraphs (b)(4)(iv)(A) through (b)(4)(iv)(D) of this section.

(A) Which valves are assigned to each subgroup.

(B) Monitoring results and calculations made for each subgroup for each monitoring period.

(C) Which valves are reassigned, the last monitoring result prior to reas-

signment, and when they were reassigned, and

(D) The results of the semiannual overall performance calculation required in paragraph (b)(4)(iii) of this section.

(v) The owner or operator shall notify the Administrator no later than 30 days prior to the beginning of the next monitoring period of the decision to subgroup valves. The notification shall identify the participating process units and the number of valves assigned to each subgroup, if applicable, and may be included in the next Periodic Report.

(vi) The owner or operator shall submit in the periodic reports the information specified in paragraphs (b)(4)(vi)(A) and (b)(4)(vi)(B).

(A) Total number of valves in each subgroup, and

(B) Results of the semiannual overall performance calculation required by paragraph (b)(4)(iii) of this section.

(vii) To determine the monitoring frequency for each subgroup, the calculation procedures of paragraph (c)(2) of this section shall be used.

(viii) Except for the overall performance calculations required by paragraphs (b)(4)(i) and (iii) of this section, each subgroup shall be treated as if it were a process unit for the purposes of applying the provisions of this section.

(c) *Percent leaking valves calculation—*

(1) *Calculation basis and procedures.* (i) The owner or operator shall decide no later than the compliance date of this part or upon revision of an operating permit whether to calculate percent leaking valves on a process unit or group of process units basis. Once the owner or operator has decided, all subsequent percentage calculations shall be made on the same basis and this shall be the basis used for comparison with the subgrouping criteria specified in paragraph (b)(4)(i) of this section.

(ii) The percent leaking valves for each monitoring period for each process unit or valve subgroup, as provided in paragraph (b)(4) of this section, shall be calculated using the following equation:

$$\%V_L = (V_L/V_T) \times 100 \quad [\text{Eq. 2}]$$

where:

$\%V_L$  = Percent leaking valves.

$V_L$  = Number of valves found leaking, excluding nonrepairable valves, as provided in paragraph (c)(3) of this section, and including those valves found leaking pursuant to paragraphs (d)(2)(iii)(A) and (d)(2)(iii)(B) of this section.

$V_T$  = The sum of the total number of valves monitored.

(2) *Calculation for monitoring frequency.* When determining monitoring frequency for each process unit or valve subgroup subject to monthly, quarterly, or semiannual monitoring frequencies, the percent leaking valves shall be the arithmetic average of the percent leaking valves from the last two monitoring periods. When determining monitoring frequency for each process unit or valve subgroup subject to annual or biennial (once every 2 years) monitoring frequencies, the percent leaking valves shall be the arithmetic average of the percent leaking valves from the last three monitoring periods.

(3) *Nonrepairable valves.* (i) Nonrepairable valves shall be included in the calculation of percent leaking valves the first time the valve is identified as leaking and nonrepairable and as required to comply with paragraph (c)(3)(ii) of this section. Otherwise, a number of nonrepairable valves (identified and included in the percent leaking valves calculation in a previous period) up to a maximum of 1 percent of the total number of valves in regulated material service at a process unit or affected facility may be excluded from calculation of percent leaking valves for subsequent monitoring periods.

(ii) If the number of nonrepairable valves exceeds 1 percent of the total number of valves in regulated material service at a process unit or affected facility, the number of nonrepairable valves exceeding 1 percent of the total number of valves in regulated material service shall be included in the calculation of percent leaking valves.

(d) *Leak repair.* (1) If a leak is determined pursuant to paragraph (b), (e)(1), or (e)(2) of this section, then the leak shall be repaired using the procedures in § 63.1024, as applicable.

(2) After a leak has been repaired, the valve shall be monitored at least once within the first 3 months after its repair. The monitoring required by this paragraph is in addition to the moni-

toring required to satisfy the definition of repaired and first attempt at repair.

(i) The monitoring shall be conducted as specified in § 63.1023(b) and (c) of this section, as appropriate, to determine whether the valve has resumed leaking.

(ii) Periodic monitoring required by paragraph (b) of this section may be used to satisfy the requirements of this paragraph, if the timing of the monitoring period coincides with the time specified in this paragraph. Alternatively, other monitoring may be performed to satisfy the requirements of this paragraph, regardless of whether the timing of the monitoring period for periodic monitoring coincides with the time specified in this paragraph.

(iii) If a leak is detected by monitoring that is conducted pursuant to paragraph (d)(2) of this section, the owner or operator shall follow the provisions of paragraphs (d)(2)(iii)(A) and (d)(2)(iii)(B) of this section, to determine whether that valve must be counted as a leaking valve for purposes of paragraph (c)(1)(ii) of this section.

(A) If the owner or operator elected to use periodic monitoring required by paragraph (b) of this section to satisfy the requirements of paragraph (d)(2) of this section, then the valve shall be counted as a leaking valve.

(B) If the owner or operator elected to use other monitoring, prior to the periodic monitoring required by paragraph (b) of this section, to satisfy the requirements of paragraph (d)(2) of this section, then the valve shall be counted as a leaking valve unless it is repaired and shown by periodic monitoring not to be leaking.

(e) *Special provisions for valves—*(1) *Unsafe-to-monitor valves.* Any valve that is designated, as described in § 63.1022(c)(1), as an unsafe-to-monitor valve is exempt from the requirements of paragraphs (b) and (d)(2) of this section and the owner or operator shall monitor the valve according to the written plan specified in § 63.1022(c)(4).

(2) *Difficult-to-monitor valves.* Any valve that is designated, as described in § 63.1022(c)(2), as a difficult-to-monitor valve is exempt from the requirements of paragraph (b) of this section and the owner or operator shall monitor the valve according to the written plan specified in § 63.1022(c)(4).

(3) *Fewer than 250 valves.* Any equipment located at a plant site with fewer than 250 valves in regulated material service is exempt from the requirements for monthly monitoring specified in paragraph (b)(3)(i) of this section. Instead, the owner or operator shall monitor each valve in regulated material service for leaks once each quarter, as provided in paragraphs (e)(1) and (e)(2) of this section.

**§ 63.1026 Pumps in light liquid service standards.**

(a) *Compliance schedule.* The owner or operator shall comply with this section no later than the compliance dates specified in the referencing subpart.

(b) *Leak detection.* Unless otherwise specified in § 63.1021(b), § 63.1036, § 63.1037, or paragraph (e) of this section, the owner or operator shall monitor each pump to detect leaks and shall comply with all other provisions of this section.

(1) *Monitoring method and frequency.* The pumps shall be monitored monthly to detect leaks by the method specified in § 63.1023(b) and, as applicable, § 63.1023(c).

(2) *Instrument reading that defines a leak.* The instrument reading that defines a leak is specified in paragraphs (b)(2)(i) through (b)(2)(iii) of this section.

(i) 5,000 parts per million or greater for pumps handling polymerizing monomers;

(ii) 2,000 parts per million or greater for pumps in food/medical service; and

(iii) 1,000 parts per million or greater for all other pumps.

(3) *Leak repair exception.* For pumps to which a 1,000 parts per million leak definition applies, repair is not required unless an instrument reading of 2,000 parts per million or greater is detected.

(4) *Visual inspection.* Each pump shall be checked by visual inspection each calendar week for indications of liquids dripping from the pump seal. The owner or operator shall document that the inspection was conducted and the date of the inspection. If there are indications of liquids dripping from the pump seal at the time of the weekly inspection, the owner or operator shall follow the procedure specified in either

paragraph (b)(4)(i) or (b)(4)(ii) of this section.

(i) The owner or operator shall monitor the pump as specified in § 63.1023(b) and, as applicable, § 63.1023(c). If the instrument reading indicates a leak as specified in paragraph (b)(2) of this section, a leak is detected and it shall be repaired using the procedures in § 63.1024, except as specified in paragraph (b)(3) of this section; or

(ii) The owner or operator shall eliminate the visual indications of liquids dripping.

(c) *Percent leaking pumps calculation.*

(1) The owner or operator shall decide no later than the compliance date of this part or upon revision of an operating permit whether to calculate percent leaking pumps on a process unit basis or group of process units basis. Once the owner or operator has decided, all subsequent percentage calculations shall be made on the same basis.

(2) If, when calculated on a 6-month rolling average, at least the greater of either 10 percent of the pumps in a process unit or three pumps in a process unit leak, the owner or operator shall implement a quality improvement program for pumps that complies with the requirements of § 63.1035.

(3) The number of pumps at a process unit or affected facility shall be the sum of all the pumps in regulated material service, except that pumps found leaking in a continuous process unit or affected facility within 1 month after start-up of the pump shall not count in the percent leaking pumps calculation for that one monitoring period only.

(4) Percent leaking pumps shall be determined by the following equation:

$$\%P_L = ((P_L - P_S) / (P_T - P_S)) \times 100 \quad [\text{Eq. 3}]$$

Where:

$\%P_L$  = Percent leaking pumps

$P_L$  = Number of pumps found leaking as determined through monthly monitoring as required in paragraph (b)(1) of this section. Do not include results from inspection of unsafe-to-monitor pumps pursuant to paragraph (e)(6) of this section.

$P_S$  = Number of pumps leaking within 1 month of start-up during the current monitoring period.

$P_T$  = Total pumps in regulated material service, including those meeting the criteria in

paragraphs (e)(1), (e)(2), (e)(3), and (e)(6) of this section.

(d) *Leak repair.* If a leak is detected pursuant to paragraph (b) of this section, then the leak shall be repaired using the procedures in § 63.1024, as applicable, unless otherwise specified in paragraph (b)(5) of this section for leaks identified by visual indications of liquids dripping.

(e) *Special provisions for pumps—(1) Dual mechanical seal pumps.* Each pump equipped with a dual mechanical seal system that includes a barrier fluid system is exempt from the requirements of paragraph (b) of this section, provided the requirements specified in paragraphs (e)(1)(i) through (e)(1)(viii) of this section are met.

(i) The owner or operator determines, based on design considerations and operating experience, criteria applicable to the presence and frequency of drips and to the sensor that indicates failure of the seal system, the barrier fluid system, or both. The owner or operator shall keep records at the plant of the design criteria and an explanation of the design criteria; and any changes to these criteria and the reasons for the changes. This record must be available for review by an inspector.

(ii) Each dual mechanical seal system shall meet the requirements specified in paragraph (e)(1)(ii)(A), (e)(1)(ii)(B), or (e)(1)(ii)(C) of this section.

(A) Each dual mechanical seal system is operated with the barrier fluid at a pressure that is at all times (except periods of startup, shutdown, or malfunction) greater than the pump stuffing box pressure; or

(B) Equipped with a barrier fluid degassing reservoir that is routed to a process or fuel gas system or connected by a closed-vent system to a control device that complies with the requirements of either § 63.1034 or § 63.1021(b) of this part; or

(C) Equipped with a closed-loop system that purges the barrier fluid into a process stream.

(iii) The barrier fluid is not in light liquid service.

(iv) Each barrier fluid system is equipped with a sensor that will detect failure of the seal system, the barrier fluid system, or both.

(v) Each pump is checked by visual inspection each calendar week for indications of liquids dripping from the pump seal. The owner or operator shall document that the inspection was conducted and the date of the inspection. If there are indications of liquids dripping from the pump seal at the time of the weekly inspection, the owner or operator shall follow the procedure specified in paragraphs (e)(1)(v)(A) or (e)(1)(v)(B) of this section prior to the next required inspection.

(A) The owner or operator shall monitor the pump as specified in § 63.1023(b) and, as applicable, § 63.1023 (c), to determine if there is a leak of regulated material in the barrier fluid. If an instrument reading of 1,000 parts per million or greater is measured, a leak is detected and it shall be repaired using the procedures in § 63.1024; or

(B) The owner or operator shall eliminate the visual indications of liquids dripping.

(vi) If indications of liquids dripping from the pump seal exceed the criteria established in paragraph (e)(1)(i) of this section, or if based on the criteria established in paragraph (e)(1)(i) of this section the sensor indicates failure of the seal system, the barrier fluid system, or both, a leak is detected.

(vii) Each sensor as described in paragraph (e)(1)(iv) of this section is observed daily or is equipped with an alarm unless the pump is located within the boundary of an unmanned plant site.

(viii) When a leak is detected pursuant to paragraph (e)(1)(vi) of this section, it shall be repaired as specified in § 63.1024.

(2) *No external shaft.* Any pump that is designed with no externally actuated shaft penetrating the pump housing is exempt from the requirements of paragraph (b) of this section.

(3) *Routed to a process or fuel gas system or equipped with a closed vent system.* Any pump that is routed to a process or fuel gas system or equipped with a closed vent system capable of capturing and transporting leakage from the pump to a control device meeting the requirements of § 63.1034 of this part or § 63.1021(b) is exempt from the requirements of paragraph (b) of this section.

(4) *Unmanned plant site.* Any pump that is located within the boundary of an unmanned plant site is exempt from the weekly visual inspection requirement of paragraphs (b)(4) and (e)(1)(v) of this section, and the daily requirements of paragraph (e)(1)(vii) of this section, provided that each pump is visually inspected as often as practical and at least monthly.

(5) *90 percent exemption.* If more than 90 percent of the pumps at a process unit or affected facility meet the criteria in either paragraph (e)(1) or (e)(2) of this section, the process unit or affected facility is exempt from the percent leaking calculation in paragraph (c) of this section.

(6) *Unsafe-to-monitor pumps.* Any pump that is designated, as described in § 63.1022(c)(1), as an unsafe-to-monitor pump is exempt from the requirements of paragraph (b) of this section, the monitoring and inspection requirements of paragraphs (e)(1)(v) through (viii) of this section, and the owner or operator shall monitor and inspect the pump according to the written plan specified in § 63.1022(c)(4).

[64 FR 34899, June 29, 1999, as amended at 64 FR 63706, Nov. 22, 1999]

**§ 63.1027 Connectors in gas and vapor service and in light liquid service standards.**

(a) *Compliance schedule.* The owner or operator shall monitor all connectors in each process unit initially for leaks by the later of either 12 months after the compliance date as specified in a referencing subpart or 12 months after initial startup. If all connectors in each process unit have been monitored for leaks prior to the compliance date specified in the referencing subpart, no initial monitoring is required provided either no process changes have been made since the monitoring or the owner or operator can determine that the results of the monitoring, with or without adjustments, reliably demonstrate compliance despite process changes. If required to monitor because of a process change, the owner or operator is required to monitor only those connectors involved in the process change.

(b) *Leak detection.* Except as allowed in § 63.1021(b), § 63.1036, § 63.1037, or as

specified in paragraph (e) of this section, the owner or operator shall monitor all connectors in gas and vapor and light liquid service as specified in paragraphs (a) and (b)(3) of this section.

(1) *Monitoring method.* The connectors shall be monitored to detect leaks by the method specified in § 63.1023(b) and, as applicable, § 63.1023(c).

(2) *Instrument reading that defines a leak.* If an instrument reading greater than or equal to 500 parts per million is measured, a leak is detected.

(3) *Monitoring periods.* The owner or operator shall perform monitoring, subsequent to the initial monitoring required in paragraph (a) of this section, as specified in paragraphs (b)(3)(i) through (b)(3)(iii) of this section, and shall comply with the requirements of paragraphs (b)(3)(iv) and (b)(3)(v) of this section. The required period in which monitoring must be conducted shall be determined from paragraphs (b)(3)(i) through (b)(3)(iii) of this section using the monitoring results from the preceding monitoring period. The percent leaking connectors shall be calculated as specified in paragraph (c) of this section.

(i) If the percent leaking connectors in the process unit was greater than or equal to 0.5 percent, then monitor within 12 months (1 year).

(ii) If the percent leaking connectors in the process unit was greater than or equal to 0.25 percent but less than 0.5 percent, then monitor within 4 years. An owner or operator may comply with the requirements of this paragraph by monitoring at least 40 percent of the connectors within 2 years of the start of the monitoring period, provided all connectors have been monitored by the end of the 4 year monitoring period.

(iii) If the percent leaking connectors in the process unit was less than 0.25 percent, then monitor as provided in paragraph (b)(3)(iii)(A) of this section and either paragraph (b)(3)(iii)(B) or (b)(3)(iii)(C) of this section, as appropriate.

(A) An owner or operator shall monitor at least 50 percent of the connectors within 4 years of the start of the monitoring period.

(B) If the percent leaking connectors calculated from the monitoring results

in paragraph (b)(3)(iii)(A) of this section is greater than or equal to 0.35 percent of the monitored connectors, the owner or operator shall monitor as soon as practical, but within the next 6 months, all connectors that have not yet been monitored during the monitoring period. At the conclusion of monitoring, a new monitoring period shall be started pursuant to paragraph (b)(3) of this section, based on the percent leaking connectors of the total monitored connectors.

(C) If the percent leaking connectors calculated from the monitoring results in paragraph (b)(3)(iii)(A) of this section is less than 0.35 percent of the monitored connectors, the owner or operator shall monitor all connectors that have not yet been monitored within 8 years of the start of the monitoring period.

(iv) If, during the monitoring conducted pursuant to paragraph (b)(3)(i) through (b)(3)(iii) of this section, a connector is found to be leaking, it shall be re-monitored once within 90 days after repair to confirm that it is not leaking.

(v) The owner or operator shall keep a record of the start date and end date of each monitoring period under this section for each process unit.

(c) *Percent leaking connectors calculation.* For use in determining the monitoring frequency, as specified in paragraphs (a) and (b)(3) of this section, the percent leaking connectors as used in paragraphs (a) and (b)(3) of this section shall be calculated by using equation number 4.

$$\%C_L = C_L / C_t \times 100 \quad [\text{Eq. 4}]$$

Where:

$\%C_L$  = Percent leaking connectors as determined through periodic monitoring required in paragraphs (a) and (b)(3)(i) through (b)(3)(iii) of this section.

$C_L$  = Number of connectors measured at 500 parts per million or greater, by the method specified in § 63.1023(b).

$C_t$  = Total number of monitored connectors in the process unit or affected facility.

(d) *Leak repair.* If a leak is detected pursuant to paragraphs (a) and (b) of this section, then the leak shall be repaired using the procedures in § 63.1024, as applicable.

(e) *Special provisions for connectors—*

(1) *Unsafe-to-monitor connectors.* Any connector that is designated, as described in § 63.1022(c)(1), as an unsafe-to-monitor connector is exempt from the requirements of paragraphs (a) and (b) of this section and the owner or operator shall monitor according to the written plan specified in § 63.1022(c)(4).

(2) *Inaccessible, ceramic, or ceramic-lined connectors.* (i) Any connector that is inaccessible or that is ceramic or ceramic-lined (e.g., porcelain, glass, or glass-lined), is exempt from the monitoring requirements of paragraphs (a) and (b) of this section, from the leak repair requirements of paragraph (d) of this section, and from the record-keeping and reporting requirements of §§ 63.1038 and 63.1039. An inaccessible connector is one that meets any of the provisions specified in paragraphs (e)(2)(i)(A) through (e)(2)(i)(F) of this section, as applicable.

(A) Buried;

(B) Insulated in a manner that prevents access to the connector by a monitor probe;

(C) Obstructed by equipment or piping that prevents access to the connector by a monitor probe;

(D) Unable to be reached from a wheeled scissor-lift or hydraulic-type scaffold that would allow access to connectors up to 7.6 meters (25 feet) above the ground.

(E) Inaccessible because it would require elevating the monitoring personnel more than 2 meters (7 feet) above a permanent support surface or would require the erection of scaffold;

(F) Not able to be accessed at any time in a safe manner to perform monitoring. Unsafe access includes, but is not limited to, the use of a wheeled scissor-lift on unstable or uneven terrain, the use of a motorized man-lift basket in areas where an ignition potential exists, or access would require near proximity to hazards such as electrical lines, or would risk damage to equipment.

(ii) If any inaccessible, ceramic or ceramic-lined connector is observed by visual, audible, olfactory, or other means to be leaking, the visual, audible, olfactory, or other indications of a leak to the atmosphere shall be eliminated as soon as practical.



**§ 63.1028 Agitators in gas and vapor service and in light liquid service standards.**

(a) *Compliance schedule.* The owner or operator shall comply with this section no later than the compliance dates specified in the referencing subpart.

(b) [Reserved]

(c) *Leak detection—(1) Monitoring method.* Each agitator seal shall be monitored monthly to detect leaks by the methods specified in § 63.1023(b) and, as applicable, § 63.1023(c), except as provided in § 63.1021(b), § 63.1036, § 63.1037, or paragraph (e) of this section.

(2) *Instrument reading that defines a leak.* If an instrument reading equivalent of 10,000 parts per million or greater is measured, a leak is detected.

(3) *Visual inspection.* (i) Each agitator seal shall be checked by visual inspection each calendar week for indications of liquids dripping from the agitator seal. The owner or operator shall document that the inspection was conducted and the date of the inspection.

(ii) If there are indications of liquids dripping from the agitator seal, the owner or operator shall follow the procedures specified in paragraphs (c)(3)(ii)(A) or (c)(3)(ii)(B) of this section prior to the next required inspection.

(A) The owner or operator shall monitor the agitator seal as specified in § 63.1023(b) and, as applicable, § 63.1023(c), to determine if there is a leak of regulated material. If an instrument reading of 10,000 parts per million or greater is measured, a leak is detected, and it shall be repaired according to paragraph (d) of this section; or

(B) The owner or operator shall eliminate the indications of liquids dripping from the agitator seal.

(d) *Leak repair.* If a leak is detected, then the leak shall be repaired using the procedures in § 63.1024.

(e) *Special provisions for agitators—(1) Dual mechanical seal.* Each agitator equipped with a dual mechanical seal system that includes a barrier fluid system is exempt from the requirements of paragraph (c) of this section, provided the requirements specified in paragraphs (e)(1)(i) through (e)(1)(vi) of this section are met.

(i) Each dual mechanical seal system shall meet the applicable requirements specified in paragraphs (e)(1)(i)(A), (e)(1)(i)(B), or (e)(1)(i)(C) of this section.

(A) Operated with the barrier fluid at a pressure that is at all times (except during periods of startup, shutdown, or malfunction) greater than the agitator stuffing box pressure; or

(B) Equipped with a barrier fluid degassing reservoir that is routed to a process or fuel gas system or connected by a closed-vent system to a control device that meets the requirements of either § 63.1034 or § 63.1021(b); or

(C) Equipped with a closed-loop system that purges the barrier fluid into a process stream.

(ii) The barrier fluid is not in light liquid service.

(iii) Each barrier fluid system is equipped with a sensor that will detect failure of the seal system, the barrier fluid system, or both.

(iv) Each agitator seal is checked by visual inspection each calendar week for indications of liquids dripping from the agitator seal. If there are indications of liquids dripping from the agitator seal at the time of the weekly inspection, the owner or operator shall follow the procedure specified in paragraphs (e)(1)(iv)(A) or (e)(1)(iv)(B) of this section prior to the next required inspection.

(A) The owner or operator shall monitor the agitator seal as specified in § 63.1023(b) and, as applicable, § 63.1023(c), to determine the presence of regulated material in the barrier fluid. If an instrument reading equivalent to or greater than 10,000 ppm is measured, a leak is detected and it shall be repaired using the procedures in § 63.1024, or

(B) The owner or operator shall eliminate the visual indications of liquids dripping.

(v) Each sensor as described in paragraph (e)(1)(iii) of this section is observed daily or is equipped with an alarm unless the agitator seal is located within the boundary of an unmanned plant site.

(vi) The owner or operator of each dual mechanical seal system shall meet the requirements specified in

paragraphs (e)(1)(vi)(A) and (e)(1)(vi)(B).

(A) The owner or operator shall determine, based on design considerations and operating experience, criteria that indicates failure of the seal system, the barrier fluid system, or both and applicable to the presence and frequency of drips. If indications of liquids dripping from the agitator seal exceed the criteria, or if, based on the criteria the sensor indicates failure of the seal system, the barrier fluid system, or both, a leak is detected and shall be repaired pursuant to § 63.1024, as applicable.

(B) The owner or operator shall keep records of the design criteria and an explanation of the design criteria; and any changes to these criteria and the reasons for the changes.

(2) *No external shaft.* Any agitator that is designed with no externally actuated shaft penetrating the agitator housing is exempt from paragraph (c) of this section.

(3) *Routed to a process or fuel gas system or equipped with a closed vent system.* Any agitator that is routed to a process or fuel gas system that captures and transports leakage from the agitator to a control device meeting the requirements of either § 63.1034 or § 63.1021(b) is exempt from the requirements of paragraph (c) of this section.

(4) *Unmanned plant site.* Any agitator that is located within the boundary of an unmanned plant site is exempt from the weekly visual inspection requirement of paragraphs (c)(3) and (e)(1)(iv) of this section, and the daily requirements of paragraph (e)(1)(v) of this section, provided that each agitator is visually inspected as often as practical and at least monthly.

(5) *Difficult-to-monitor agitator seals.* Any agitator seal that is designated, as described in § 63.1022(c)(2), as a difficult-to-monitor agitator seal is exempt from the requirements of paragraph (c) of this section and the owner or operator shall monitor the agitator seal according to the written plan specified in § 63.1022(c)(4).

(6) *Equipment obstructions.* Any agitator seal that is obstructed by equipment or piping that prevents access to the agitator by a monitor probe is ex-

empt from the monitoring requirements of paragraph (c) of this section.

(7) *Unsafe-to-monitor agitator seals.* Any agitator seal that is designated, as described in § 63.1022(c)(1), as an unsafe-to-monitor agitator seal is exempt from the requirements of paragraph (c) of this section and the owner or operator of the agitator seal monitors the agitator seal according to the written plan specified in § 63.1022(c)(4).

**§ 63.1029 Pumps, valves, connectors, and agitators in heavy liquid service; pressure relief devices in liquid service; and instrumentation systems standards.**

(a) *Compliance schedule.* The owner or operator shall comply with this section no later than the compliance dates specified in the referencing subpart.

(b) *Leak detection—(1) Monitoring method.* Unless otherwise specified in § 63.1021(b), § 63.1036, or § 63.1037, the owner or operator shall comply with paragraphs (b)(1) and (b)(2) of this section. Pumps, valves, connectors, and agitators in heavy liquid service; pressure relief devices in light liquid or heavy liquid service; and instrumentation systems shall be monitored within 5 calendar days by the method specified in § 63.1023(b) and, as applicable, § 63.1023(c), if evidence of a potential leak to the atmosphere is found by visual, audible, olfactory, or any other detection method, unless the potential leak is repaired as required in paragraph (c) of this section.

(2) *Instrument reading that defines a leak.* If an instrument reading of 10,000 parts per million or greater for agitators, 5,000 parts per million or greater for pumps handling polymerizing monomers, 2,000 parts per million or greater for pumps in food and medical service, or 2,000 parts per million or greater for all other pumps (including pumps in food/medical service), or 500 parts per million or greater for valves, connectors, instrumentation systems, and pressure relief devices is measured pursuant to paragraph (b)(1) of this section, a leak is detected and shall be repaired pursuant to § 63.1024, as applicable.

(c) *Leak repair.* For equipment identified in paragraph (b) of this section that is not monitored by the method

specified in § 63.1023(b) and, as applicable, § 63.1023(c), repaired shall mean that the visual, audible, olfactory, or other indications of a leak to the atmosphere have been eliminated; that no bubbles are observed at potential leak sites during a leak check using soap solution; or that the system will hold a test pressure.

[64 FR 34899, June 29, 1999, as amended at 64 FR 63706, Nov. 22, 1999]

**§ 63.1030 Pressure relief devices in gas and vapor service standards.**

(a) *Compliance schedule.* The owner or operator shall comply with this section no later than the compliance dates specified in the referencing subpart.

(b) *Compliance standard.* Except during pressure releases as provided for in paragraph (c) of this section, or as otherwise specified in §§ 63.1036, 63.1037, or paragraphs (d) and (e) of this section, each pressure relief device in gas and vapor service shall be operated with an instrument reading of less than 500 parts per million as measured by the method specified in § 63.1023(b) and, as applicable, § 63.1023(c).

(c) *Pressure relief requirements.* (1) After each pressure release, the pressure relief device shall be returned to a condition indicated by an instrument reading of less than 500 parts per million, as soon as practical, but no later than 5 calendar days after each pressure release, except as provided in § 63.1024(d).

(2) The pressure relief device shall be monitored no later than five calendar days after the pressure to confirm the condition indicated by an instrument reading of less than 500 parts per million above background, as measured by the method specified in § 63.1023(b) and, as applicable, § 63.1023(c).

(3) The owner or operator shall record the dates and results of the monitoring required by paragraph (c)(2) of this section following a pressure release including the background level measured and the maximum instrument reading measured during the monitoring.

(d) *Pressure relief devices routed to a process or fuel gas system or equipped with a closed vent system and control device.* Any pressure relief device that is routed to a process or fuel gas system

or equipped with a closed vent system capable of capturing and transporting leakage from the pressure relief device to a control device meeting the requirements of § 63.1034 is exempt from the requirements of paragraphs (b) and (c) of this section.

(e) *Rupture disk exemption.* Any pressure relief device that is equipped with a rupture disk upstream of the pressure relief device is exempt from the requirements of paragraphs (b) and (c) of this section provided the owner or operator installs a replacement rupture disk upstream of the pressure relief device as soon as practical after each pressure release but no later than 5 calendar days after each pressure release, except as provided in § 63.1024(d).

**§ 63.1031 Compressors standards.**

(a) *Compliance schedule.* The owner or operator shall comply with this section no later than the compliance dates specified in the referencing subpart.

(b) *Seal system standard.* Each compressor shall be equipped with a seal system that includes a barrier fluid system and that prevents leakage of process fluid to the atmosphere, except as provided in §§ 63.1021(b), 63.1036, 63.1037, and paragraphs (e) and (f) of this section. Each compressor seal system shall meet the applicable requirements specified in paragraph (b)(1), (b)(2), or (b)(3) of this section.

(1) Operated with the barrier fluid at a pressure that is greater than the compressor stuffing box pressure at all times (except during periods of startup, shutdown, or malfunction); or

(2) Equipped with a barrier fluid system degassing reservoir that is routed to a process or fuel gas system or connected by a closed-vent system to a control device that meets the requirements of either § 63.1034 or § 63.1021(b); or

(3) Equipped with a closed-loop system that purges the barrier fluid directly into a process stream.

(c) *Barrier fluid system.* The barrier fluid shall not be in light liquid service. Each barrier fluid system shall be equipped with a sensor that will detect failure of the seal system, barrier fluid system, or both. Each sensor shall be observed daily or shall be equipped with an alarm unless the compressor is

## § 63.1032

## 40 CFR Ch. I (7–1–07 Edition)

located within the boundary of an unmanned plant site.

(d) *Failure criterion and leak detection.*

(1) The owner or operator shall determine, based on design considerations and operating experience, a criterion that indicates failure of the seal system, the barrier fluid system, or both. If the sensor indicates failure of the seal system, the barrier fluid system, or both based on the criterion, a leak is detected and shall be repaired pursuant to § 63.1024, as applicable.

(2) The owner or operator shall keep records of the design criteria and an explanation of the design criteria; and any changes to these criteria and the reasons for the changes.

(e) *Routed to a process or fuel gas system or equipped with a closed vent system.* A compressor is exempt from the requirements of paragraphs (b) through (d) of this section if it is equipped with a system to capture and transport leakage from the compressor drive shaft seal to a process or a fuel gas system or to a closed vent system that captures and transports leakage from the compressor to a control device meeting the requirements of either § 63.1034 or § 63.1021(b).

(f) *Alternative compressor standard.* (1) Any compressor that is designated, as described in § 63.1022(e), as operating with an instrument reading of less than 500 parts per million above background shall operate at all times with an instrument reading of less than 500 parts per million. A compressor so designated is exempt from the requirements of paragraphs (b) through (d) of this section if the compressor is demonstrated, initially upon designation, annually, and at other times requested by the Administrator to be operating with an instrument reading of less than 500 parts per million above background, as measured by the method specified in § 63.1023(b) and, as applicable, § 63.1023(c).

(2) The owner or operator shall record the dates and results of each compliance test including the background level measured and the maximum instrument reading measured during each compliance test.

### § 63.1032 Sampling connection systems standards.

(a) *Compliance schedule.* The owner or operator shall comply with this section no later than the compliance dates specified in the referencing subpart.

(b) *Equipment requirement.* Each sampling connection system shall be equipped with a closed-purge, closed-loop, or closed vent system, except as provided in §§ 63.1021(b), 63.1036, 63.1037, or paragraph (d) of this section. Gases displaced during filling of the sample container are not required to be collected or captured.

(c) *Equipment design and operation.* Each closed-purge, closed-loop, or closed vent system as required in paragraph (b) of this section shall meet the applicable requirements specified in paragraphs (c)(1) through (c)(5) of this section.

(1) The system shall return the purged process fluid directly to a process line or to a fuel gas system that meets the requirements of either § 63.1034 or § 63.1021(b); or

(2) [Reserved]

(3) Be designed and operated to capture and transport all the purged process fluid to a control device that meets the requirements of either § 63.1034 or § 63.1021(b); or

(4) Collect, store, and transport the purged process fluid to a system or facility identified in paragraph (c)(4)(i), (c)(4)(ii), or (c)(4)(iii) of this section.

(i) A waste management unit as defined in 40 CFR 63.111 or subpart G, if the waste management unit is subject to and operating in compliance with the provisions of 40 CFR part 63, subpart G, applicable to group 1 wastewater streams. If the purged process fluid does not contain any regulated material listed in Table 9 of 40 CFR part 63, subpart G, the waste management unit need not be subject to, and operated in compliance with the requirements of 40 CFR part 63, subpart G, applicable to group 1 wastewater streams provided the facility has a National Pollution Discharge Elimination System (NPDES) permit or sends the wastewater to an NPDES-permitted facility.

(ii) A treatment, storage, or disposal facility subject to regulation under 40 CFR parts 262, 264, 265, or 266; or

## Environmental Protection Agency

## § 63.1035

(iii) A facility permitted, licensed, or registered by a State to manage municipal or industrial solid waste, if the process fluids are not hazardous waste as defined in 40 CFR part 261.

(5) Containers that are part of a closed purge system must be covered or closed when not being filled or emptied.

(d) *In-situ sampling systems.* In-situ sampling systems and sampling systems without purges are exempt from the requirements of paragraphs (b) and (c) of this section.

### § 63.1033 Open-ended valves or lines standards.

(a) *Compliance schedule.* The owner or operator shall comply with this section no later than the compliance date specified in the referencing subpart.

(b) *Equipment and operational requirements.* (1) Each open-ended valve or line shall be equipped with a cap, blind flange, plug, or a second valve, except as provided in §§ 63.1021(b), 63.1036, 63.1037, and paragraphs (c) and (d) of this section. The cap, blind flange, plug, or second valve shall seal the open end at all times except during operations requiring process fluid flow through the open-ended valve or line, or during maintenance. The operational provisions of paragraphs (b)(2) and (b)(3) of this section also apply.

(2) Each open-ended valve or line equipped with a second valve shall be operated in a manner such that the valve on the process fluid end is closed before the second valve is closed.

(3) When a double block and bleed system is being used, the bleed valve or line may remain open during operations that require venting the line between the block valves but shall comply with paragraph (b)(1) of this section at all other times.

(c) *Emergency shutdown exemption.* Open-ended valves or lines in an emergency shutdown system that are designed to open automatically in the event of a process upset are exempt from the requirements of paragraph (b) of this section.

(d) *Polymerizing materials exemption.* Open-ended valves or lines containing materials that would autocatalytically polymerize or, would present an explosion, serious overpressure, or other

safety hazard if capped or equipped with a double block and bleed system as specified in paragraph (b) of this section are exempt from the requirements of paragraph (b) of this section.

### § 63.1034 Closed vent systems and control devices; or emissions routed to a fuel gas system or process standards.

(a) *Compliance schedule.* The owner or operator shall comply with this section no later than the compliance date specified in the referencing subpart.

(b) *Compliance standard.* (1) Owners or operators routing emissions from equipment leaks to a fuel gas system or process shall comply with the provisions of subpart SS of this part, except as provided in § 63.1002(b).

(2) Owners or operators of closed vent systems and control devices used to comply with the provisions of this subpart shall comply with the provisions of subpart SS of this part and (b)(2)(i) through (b)(2)(iii) of this section, except as provided in § 63.1002(b).

(i) Nonflare control devices shall be designed and operated to reduce emissions of regulated material vented to them with an efficiency of 95 percent or greater, or to an exit concentration of 20 parts per million by volume, whichever is less stringent. The 20 parts per million by volume standard is not applicable to the provisions of § 63.1016.

(ii) Enclosed combustion devices shall be designed and operated to reduce emissions of regulated material vented to them with an efficiency of 95 percent or greater, or to an exit concentration of 20 parts per million by volume, on a dry basis, corrected to 3 percent oxygen, whichever is less stringent, or to provide a minimum residence time of 0.50 seconds at a minimum temperature of 760° C (1400° F).

(iii) Flares used to comply with the provisions of this subpart shall comply with the requirements of subpart SS of this part.

### § 63.1035 Quality improvement program for pumps.

(a) *Criteria.* If, on a 6-month rolling average, at least the greater of either 10 percent of the pumps in a process unit or affected facility (or plant site)

or three pumps in a process unit or affected facility (or plant site) leak, the owner or operator shall comply with the requirements specified in paragraphs (a)(1) and (a)(2) of this section.

(1) Pumps that are in food and medical service or in polymerizing monomer service shall comply with all requirements except for those specified in paragraph (d)(8) of this section.

(2) Pumps that are not in food and medical or polymerizing monomer service shall comply with all of the requirements of this section.

(b) *Exiting the QIP.* The owner or operator shall comply with the requirements of this section until the number of leaking pumps is less than the greater of either 10 percent of the pumps or three pumps, calculated as a 6-month rolling average, in the process unit or affected facility (or plant site). Once the performance level is achieved, the owner or operator shall comply with the requirements in § 63.1026.

(c) *Resumption of QIP.* If, in a subsequent monitoring period, the process unit or affected facility (or plant site) has greater than either 10 percent of the pumps leaking or three pumps leaking (calculated as a 6-month rolling average), the owner or operator shall resume the quality improvement program starting at performance trials.

(d) *QIP requirements.* The quality improvement program shall meet the requirements specified in paragraphs (d)(1) through (d)(8) of this section.

(1) The owner or operator shall comply with the requirements in § 63.1026.

(2) *Data collection.* The owner or operator shall collect the data specified in paragraphs (d)(2)(i) through (d)(2)(v) of this section and maintain records for each pump in each process unit or affected facility (or plant site) subject to the quality improvement program. The data may be collected and the records may be maintained on a process unit, affected facility, or plant site basis.

(i) Pump type (e.g., piston, horizontal or vertical centrifugal, gear, bellows); pump manufacturer; seal type and manufacturer; pump design (e.g., external shaft, flanged body); materials of construction; if applicable, barrier fluid or packing material; and year installed.

(ii) Service characteristics of the stream such as discharge pressure, temperature, flow rate, corrosivity, and annual operating hours.

(iii) The maximum instrument readings observed in each monitoring observation before repair, response factor for the stream if appropriate, instrument model number, and date of the observation.

(iv) If a leak is detected, the repair methods used and the instrument readings after repair.

(v) If the data will be analyzed as part of a larger analysis program involving data from other plants or other types of process units or affected facilities, a description of any maintenance or quality assurance programs used in the process unit or affected facility that are intended to improve emission performance.

(3) The owner or operator shall continue to collect data on the pumps as long as the process unit or affected facility (or plant site) remains in the quality improvement program.

(4) *Pump or pump seal inspection.* The owner or operator shall inspect all pumps or pump seals that exhibited frequent seal failures and were removed from the process unit or affected facility due to leaks. The inspection shall determine the probable cause of the pump seal failure or of the pump leak and shall include recommendations, as appropriate, for design changes or changes in specifications to reduce leak potential.

(5)(i) *Data analysis.* The owner or operator shall analyze the data collected to comply with the requirements of paragraph (d)(2) of this section to determine the services, operating or maintenance practices, and pump or pump seal designs or technologies that have poorer than average emission performance and those that have better than average emission performance. The analysis shall determine if specific trouble areas can be identified on the basis of service, operating conditions or maintenance practices, equipment design, or other process-specific factors.

(ii) The analysis shall also be used to determine if there are superior performing pump or pump seal technologies that are applicable to the

service(s), operating conditions, or pump or pump seal designs associated with poorer than average emission performance. A superior performing pump or pump seal technology is one with a leak frequency of less than 10 percent for specific applications in the process unit, affected facility, or plant site. A candidate superior performing pump or pump seal technology is one demonstrated or reported in the available literature or through a group study as having low emission performance and as being capable of achieving less than 10 percent leaking pumps in the process unit or affected facility (or plant site).

(iii) The analysis shall include consideration of the information specified in paragraphs (d)(5)(iii)(A) through (d)(5)(iii)(C) of this section.

(A) The data obtained from the inspections of pumps and pump seals removed from the process unit or affected facility due to leaks;

(B) Information from the available literature and from the experience of other plant sites that will identify pump designs or technologies and operating conditions associated with low emission performance for specific services; and

(C) Information on limitations on the service conditions for the pump seal technology operating conditions as well as information on maintenance procedures to ensure continued low emission performance.

(iv) The data analysis may be conducted through an inter- or intra-company program (or through some combination of the two approaches) and may be for a single process unit, a plant site, a company, or a group of process units.

(v) The first analysis of the data shall be completed no later than 18 months after the start of the quality improvement program. The first analysis shall be performed using data collected for a minimum of 6 months. An analysis of the data shall be done each year the process unit or affected facility is in the quality improvement program.

(6) *Trial evaluation program.* A trial evaluation program shall be conducted at each plant site for which the data analysis does not identify use of superior performing pump seal technology

or pumps that can be applied to the areas identified as having poorer than average performance, except as provided in paragraph (d)(6)(v) of this section. The trial program shall be used to evaluate the feasibility of using in the process unit or affected facility (or plant site) the pump designs or seal technologies, and operating and maintenance practices that have been identified by others as having low emission performance.

(i) The trial evaluation program shall include on-line trials of pump seal technologies or pump designs and operating and maintenance practices that have been identified in the available literature or in analysis by others as having the ability to perform with leak rates below 10 percent in similar services, as having low probability of failure, or as having no external actuating mechanism in contact with the process fluid. If any of the candidate superior performing pump seal technologies or pumps is not included in the performance trials, the reasons for rejecting specific technologies from consideration shall be documented as required in paragraph (e)(3)(ii) of this section.

(ii) The number of pump seal technologies or pumps in the trial evaluation program shall be the lesser of 1 percent or two pumps for programs involving single process units or affected facilities and the lesser of 1 percent or five pumps for programs involving a plant site or groups of process units or affected facilities. The minimum number of pumps or pump seal technologies in a trial program shall be one.

(iii) The trial evaluation program shall specify and include documentation of the information specified in paragraphs (d)(6)(iii)(A) through (d)(6)(iii)(D) of this section.

(A) The candidate superior performing pump seal designs or technologies to be evaluated, the stages for evaluating the identified candidate pump designs or pump seal technologies, including the time period necessary to test the applicability;

(B) The frequency of monitoring or inspection of the equipment;

(C) The range of operating conditions over which the component will be evaluated; and

(D) Conclusions regarding the emission performance and the appropriate operating conditions and services for the trial pump seal technologies or pumps.

(iv) The performance trials shall initially be conducted, at least, for a 6-month period beginning not later than 18 months after the start of the quality improvement program. No later than 24 months after the start of the quality improvement program, the owner or operator shall have identified pump seal technologies or pump designs that, combined with appropriate process, operating, and maintenance practices, operate with low emission performance for specific applications in the process unit or affected facility. The owner or operator shall continue to conduct performance trials as long as no superior performing design or technology has been identified, except as provided in paragraph (d)(6)(vi) of this section. The initial list of superior emission performance pump designs or pump seal technologies shall be amended in the future, as appropriate, as additional information and experience are obtained.

(v) Any plant site with fewer than 400 valves and owned by a corporation with fewer than 100 employees shall be exempt from trial evaluations of pump seals or pump designs. Plant sites exempt from the trial evaluations of pumps shall begin the pump seal or pump replacement program at the start of the fourth year of the quality improvement program.

(vi) An owner or operator who has conducted performance trials on all alternative superior emission performance technologies suitable for the required applications in the process unit or affected facility may stop conducting performance trials provided that a superior performing design or technology has been demonstrated or there are no technically feasible alternative superior technologies remaining. The owner or operator shall prepare an engineering evaluation documenting the physical, chemical, or engineering basis for the judgment that the superior emission performance technology is technically infeasible or demonstrating that it would not reduce emissions.

(7) *Quality assurance program.* Each owner or operator shall prepare and implement a pump quality assurance program that details purchasing specifications and maintenance procedures for all pumps and pump seals in the process unit or affected facility. The quality assurance program may establish any number of categories, or classes, of pumps as needed to distinguish among operating conditions and services associated with poorer than average emission performance as well as those associated with better than average emission performance. The quality assurance program shall be developed considering the findings of the data analysis required under paragraph (d)(5) of this section; and, if applicable, the findings of the trial evaluation required in paragraph (d)(6) of this section; and the operating conditions in the process unit or affected facility. The quality assurance program shall be updated each year as long as the process unit or affected facility has the greater of either 10 percent or more leaking pumps or has three leaking pumps.

(i) The quality assurance program shall meet the requirements specified in paragraphs (d)(7)(i)(A) through (d)(7)(i)(D) of this section.

(A) Establish minimum design standards for each category of pumps or pump seal technology. The design standards shall specify known critical parameters such as tolerance, manufacturer, materials of construction, previous usage, or other applicable identified critical parameters;

(B) Require that all equipment orders specify the design standard (or minimum tolerances) for the pump or the pump seal;

(C) Provide for an audit procedure for quality control of purchased equipment to ensure conformance with purchase specifications. The audit program may be conducted by the owner or operator of the plant site or process unit or affected facility, or by a designated representative; and

(D) Detail off-line pump maintenance and repair procedures. These procedures shall include provisions to ensure that rebuilt or refurbished pumps and pump seals will meet the design specifications for the pump category and



will operate so that emissions are minimized.

(ii) The quality assurance program shall be established no later than the start of the third year of the quality improvement program for plant sites with 400 or more valves or 100 or more employees; and no later than the start of the fourth year of the quality improvement program for plant sites with less than 400 valves and less than 100 employees.

(8) *Pump or pump seal replacement.* Three years after the start of the quality improvement program for plant sites with 400 or more valves or 100 or more employees and at the start of the fourth year of the quality improvement program for plant sites with less than 400 valves and less than 100 employees, the owner or operator shall replace, as described in paragraphs (d)(8)(i) and (d)(8)(ii) of this section, the pumps or pump seals that are not superior emission performance technology with pumps or pump seals that have been identified as superior emission performance technology and that comply with the quality assurance standards for the pump category. Superior emission performance technology is that category or design of pumps or pump seals with emission performance that when combined with appropriate process, operating, and maintenance practices, will result in less than 10 percent leaking pumps for specific applications in the process unit, affected facility, or plant site. Superior emission performance technology includes material or design changes to the existing pump, pump seal, seal support system, installation of multiple mechanical seals or equivalent, or pump replacement.

(i) Pumps or pump seals shall be replaced at the rate of 20 percent per year based on the total number of pumps in light liquid service. The calculated value shall be rounded to the nearest nonzero integer value. The minimum number of pumps or pump seals shall be one. Pump replacement shall continue until all pumps subject to the requirements of § 63.1026 are pumps determined to be superior performance technology.

(ii) The owner or operator may delay replacement of pump seals or pumps with superior technology until the next

planned process unit or affected facility shutdown, provided the number of pump seals and pumps replaced is equivalent to the 20 percent or greater annual replacement rate.

(iii) The pumps shall be maintained as specified in the quality assurance program.

(e) *QIP recordkeeping.* In addition to the records required by paragraph (d)(2) of this section, the owner or operator shall maintain records for the period of the quality improvement program for the process unit or affected facility as specified in paragraphs (e)(1) through (e)(6) of this section.

(1) When using a pump quality improvement program as specified in this section, record the information specified in paragraphs (e)(1)(i) through (e)(1)(iii) of this section.

(i) The rolling average percent leaking pumps.

(ii) Documentation of all inspections conducted under the requirements of paragraph (d)(4) of this section, and any recommendations for design or specification changes to reduce leak frequency.

(iii) The beginning and ending dates while meeting the requirements of paragraph (d) of this section.

(2) If a leak is not repaired within 15 calendar days after discovery of the leak, the reason for the delay and the expected date of successful repair.

(3) Records of all analyses required in paragraph (d) of this section. The records will include the information specified in paragraphs (e)(3)(i) through (e)(3)(iv) of this section.

(i) A list identifying areas associated with poorer than average performance and the associated service characteristics of the stream, the operating conditions and maintenance practices.

(ii) The reasons for rejecting specific candidate superior emission performing pump technology from performance trials.

(iii) The list of candidate superior emission performing valve or pump technologies, and documentation of the performance trial program items required under paragraph (d)(6)(iii) of this section.

(iv) The beginning date and duration of performance trials of each candidate

superior emission performing technology.

(4) All records documenting the quality assurance program for pumps as specified in paragraph (d)(7) of this section, including records indicating that all pumps replaced or modified during the period of the quality improvement program are in compliance with the quality assurance.

(5) Records documenting compliance with the 20 percent or greater annual replacement rate for pumps as specified in paragraph (d)(8) of this section.

(6) Information and data to show the corporation has fewer than 100 employees, including employees providing professional and technical contracted services.

**§ 63.1036 Alternative means of emission limitation: Batch processes.**

(a) *General requirement.* As an alternative to complying with the requirements of §§ 63.1025 through 63.1033 and § 63.1035, an owner or operator of a batch process that operates in regulated material service during the calendar year may comply with one of the standards specified in paragraphs (b) and (c) of this section, or the owner or operator may petition for approval of an alternative standard under the provisions of § 63.1021(b). The alternative standards of this section provide the options of pressure testing or monitoring the equipment for leaks. The owner or operator may switch among the alternatives provided the change is documented as specified in paragraph (b)(7) of this section.

(b) *Pressure testing of the batch equipment.* The following requirements shall be met if an owner or operator elects to use pressure testing of batch product-process equipment to demonstrate compliance with this subpart.

(1) *Reconfiguration.* Each time equipment is reconfigured for production of a different product or intermediate, the batch product-process equipment train shall be pressure-tested for leaks before regulated material is first fed to the equipment and the equipment is placed in regulated material service.

(i) When the batch product-process equipment train is reconfigured to produce a different product, pressure

testing is required only for the new or disturbed equipment.

(ii) Each batch product process that operates in regulated material service during a calendar year shall be pressure-tested at least once during that calendar year.

(iii) Pressure testing is not required for routine seal breaks, such as changing hoses or filters, that are not part of the reconfiguration to produce a different product or intermediate.

(2) *Testing procedures.* The batch product process equipment shall be tested either using the procedures specified in paragraph (b)(5) of this section for pressure vacuum loss or with a liquid using the procedures specified in paragraph (b)(6) of this section.

(3) *Leak detection.* (i) For pressure or vacuum tests using a gas, a leak is detected if the rate of change in pressure is greater than 6.9 kilopascals (1 pound per square inch gauge) in 1 hour or if there is visible, audible, or olfactory evidence of fluid loss.

(ii) For pressure tests using a liquid, a leak is detected if there are indications of liquids dripping or if there is other evidence of fluid loss.

(4) *Leak repair.* (i) If a leak is detected, it shall be repaired and the batch product-process equipment shall be retested before start-up of the process.

(ii) If a batch product-process fails the retest (the second of two consecutive pressure tests), it shall be repaired as soon as practical, but not later than 30 calendar days after the second pressure test except as specified in paragraph (e) of this section.

(5) *Gas pressure test procedure for pressure or vacuum loss.* The procedures specified in paragraphs (b)(5)(i) through (b)(5)(v) of this section shall be used to pressure test batch product-process equipment for pressure or vacuum loss to demonstrate compliance with the requirements of paragraph (b)(3)(i) of this section.

(i) The batch product-process equipment train shall be pressurized with a gas to a pressure less than the set pressure of any safety relief devices or valves or to a pressure slightly above the operating pressure of the equipment, or alternatively the equipment shall be placed under a vacuum.

(ii) Once the test pressure is obtained, the gas source or vacuum source shall be shut off.

(iii) The test shall continue for not less than 15 minutes unless it can be determined in a shorter period of time that the allowable rate of pressure drop or of pressure rise was exceeded. The pressure in the batch product-process equipment shall be measured after the gas or vacuum source is shut off and at the end of the test period. The rate of change in pressure in the batch product-process equipment shall be calculated using the following equation:

$$\Delta(P/t) = (|P_f - P_i|)/(t_f - t_i) \quad [\text{Eq. 5}]$$

Where:

$\Delta(P/t)$  = Change in pressure, pounds per square inch gauge per hour.

$P_f$  = Final pressure, pounds per square inch gauge.

$P_i$  = Initial pressure, pounds per square inch gauge.

$t_f - t_i$  = Elapsed time, hours.

(iv) The pressure shall be measured using a pressure measurement device (gauge, manometer, or equivalent) that has a precision of  $\pm 2.5$  millimeter mercury (0.10 inch of mercury) in the range of test pressure and is capable of measuring pressures up to the relief set pressure of the pressure relief device. If such a pressure measurement device is not reasonably available, the owner or operator shall use a pressure measurement device with a precision of at least  $\pm 10$  percent of the test pressure of the equipment and shall extend the duration of the test for the time necessary to detect a pressure loss or rise that equals a rate of 1 pound per square inch gauge per hour (7 kilopascals per hour).

(v) An alternative procedure may be used for leak testing the equipment if the owner or operator demonstrates the alternative procedure is capable of detecting a pressure loss or rise.

(6) *Pressure test procedure using test liquid.* The procedures specified in paragraphs (b)(6)(i) through (b)(6)(iv) of this section shall be used to pressure-test batch product-process equipment using a liquid to demonstrate compliance with the requirements of paragraph (b)(3)(ii) of this section.

(i) The batch product-process equipment train, or section of the equipment train, shall be filled with the test liq-

uid (e.g., water, alcohol) until normal operating pressure is obtained. Once the equipment is filled, the liquid source shall be shut off.

(ii) The test shall be conducted for a period of at least 60 minutes, unless it can be determined in a shorter period of time that the test is a failure.

(iii) Each seal in the equipment being tested shall be inspected for indications of liquid dripping or other indications of fluid loss. If there are any indications of liquids dripping or of fluid loss, a leak is detected.

(iv) An alternative procedure may be used for leak testing the equipment, if the owner or operator demonstrates the alternative procedure is capable of detecting losses of fluid.

(7) *Pressure testing recordkeeping.* The owner or operator of a batch product process who elects to pressure test the batch product process equipment train to demonstrate compliance with this subpart shall maintain records of the information specified in paragraphs (b)(7)(i) through (b)(7)(v) of this section.

(i) The identification of each product, or product code, produced during the calendar year. It is not necessary to identify individual items of equipment in a batch product process equipment train.

(ii) Physical tagging of the equipment to identify that it is in regulated material service and subject to the provisions of this subpart is not required. Equipment in a batch product process subject to the provisions of this subpart may be identified on a plant site plan, in log entries, or by other appropriate methods.

(iii) The dates of each pressure test required in paragraph (b) of this section, the test pressure, and the pressure drop observed during the test.

(iv) Records of any visible, audible, or olfactory evidence of fluid loss.

(v) When a batch product process equipment train does not pass two consecutive pressure tests, the information specified in paragraphs (b)(7)(v)(A) through (b)(7)(v)(E) of this section shall be recorded in a log and kept for 2 years:

(A) The date of each pressure test and the date of each leak repair attempt.

(B) Repair methods applied in each attempt to repair the leak.

(C) The reason for the delay of repair.

(D) The expected date for delivery of the replacement equipment and the actual date of delivery of the replacement equipment; and

(E) The date of successful repair.

(c) *Equipment monitoring.* The following requirements shall be met if an owner or operator elects to monitor the equipment in a batch process to detect leaks by the method specified in § 63.1023(b) and, as applicable, § 63.1023(c), to demonstrate compliance with this subpart.

(1) The owner or operator shall comply with the requirements of §§ 63.1025 through 63.1035 as modified by paragraphs (c)(2) through (c)(4) of this section.

(2) The equipment shall be monitored for leaks by the method specified in § 63.1023(b) and, as applicable, § 63.1023(c), when the equipment is in regulated material service or is in use with any other detectable material.

(3) The equipment shall be monitored for leaks as specified in paragraphs (c)(3)(i) through (c)(3)(iv) of this section.

(i) Each time the equipment is reconfigured for the production of a new product, the reconfigured equipment shall be monitored for leaks within 30 days of start-up of the process. This initial monitoring of reconfigured equipment shall not be included in determining percent leaking equipment in the process unit or affected facility.

(ii) Connectors shall be monitored in accordance with the requirements in § 63.1027.

(iii) Equipment other than connectors shall be monitored at the frequencies specified in table 1 to this subpart. The operating time shall be determined as the proportion of the year the batch product-process that is subject to the provisions of this subpart is operating.

(iv) The monitoring frequencies specified in paragraph (c)(3)(iii) of this section are not requirements for monitoring at specific intervals and can be adjusted to accommodate process operations. An owner or operator may monitor anytime during the specified monitoring period (e.g., month, quarter,

year), provided the monitoring is conducted at a reasonable interval after completion of the last monitoring campaign. For example, if the equipment is not operating during the scheduled monitoring period, the monitoring can be done during the next period when the process is operating.

(4) If a leak is detected, it shall be repaired as soon as practical but not later than 15 calendar days after it is detected, except as provided in paragraph (e) of this section.

(d) *Added equipment recordkeeping.* (1) For batch product-process units or affected facilities that the owner or operator elects to monitor as provided under paragraph (c) of this section, the owner or operator shall prepare a list of equipment added to batch product process units or affected facilities since the last monitoring period required in paragraphs (c)(3)(ii) and (c)(3)(iii) of this section.

(2) Maintain records demonstrating the proportion of the time during the calendar year the equipment is in use in a batch process that is subject to the provisions of this subpart. Examples of suitable documentation are records of time in use for individual pieces of equipment or average time in use for the process unit or affected facility. These records are not required if the owner or operator does not adjust monitoring frequency by the time in use, as provided in paragraph (c)(3)(iii) of this section.

(3) Record and keep pursuant to the referencing subpart and this subpart, the date and results of the monitoring required in paragraph (c)(3)(i) of this section for equipment added to a batch product-process unit or affected facility since the last monitoring period required in paragraphs (c)(3)(ii) and (c)(3)(iii) of this section. If no leaking equipment is found during this monitoring, the owner or operator shall record that the inspection was performed. Records of the actual monitoring results are not required.

(e) *Delay of repair.* Delay of repair of equipment for which leaks have been detected is allowed if the replacement equipment is not available providing the conditions specified in paragraphs (e)(1) and (e)(2) of this section are met.

(1) Equipment supplies have been depleted and supplies had been sufficiently stocked before the supplies were depleted.

(2) The repair is made no later than 10 calendar days after delivery of the replacement equipment.

(f) *Periodic report contents.* For owners or operators electing to meet the requirements of paragraph (b) of this section, the Periodic Report to be filed pursuant to § 63.1039(b) shall include the information listed in paragraphs (f)(1) through (f)(4) of this section for each process unit.

(1) Batch product process equipment train identification;

(2) The number of pressure tests conducted;

(3) The number of pressure tests where the equipment train failed the pressure test; and (4) The facts that explain any delay of repairs.

**§ 63.1037 Alternative means of emission limitation: Enclosed-vented process units or affected facilities.**

(a) *Use of closed vent system and control device.* Process units or affected facilities or portions of process units at affected facilities enclosed in such a manner that all emissions from equipment leaks are vented through a closed vent system to a control device or routed to a fuel gas system or process meeting the requirements of § 63.1034 are exempt from the requirements of §§ 63.1025 through 63.1033 and 63.1035. The enclosure shall be maintained under a negative pressure at all times while the process unit or affected facility is in operation to ensure that all emissions are routed to a control device.

(b) *Recordkeeping.* Owners and operators choosing to comply with the requirements of this section shall maintain the records specified in paragraphs (b)(1) through (b)(3) of this section.

(1) Identification of the process unit(s) or affected facilities and the regulated materials they handle.

(2) A schematic of the process unit or affected facility, enclosure, and closed vent system.

(3) A description of the system used to create a negative pressure in the enclosure to ensure that all emissions are routed to the control device.

**§ 63.1038 Recordkeeping requirements.**

(a) *Recordkeeping system.* An owner or operator of more than one regulated source subject to the provisions of this subpart may comply with the recordkeeping requirements for these regulated sources in one recordkeeping system. The recordkeeping system shall identify each record by regulated source and the type of program being implemented (e.g., quarterly monitoring, quality improvement) for each type of equipment. The records required by this subpart are summarized in paragraphs (b) and (c) of this section.

(b) *General equipment leak records.* (1) As specified in § 63.1022(a) and (b), the owner or operator shall keep general and specific equipment identification if the equipment is not physically tagged and the owner or operator is electing to identify the equipment subject to this subpart through written documentation such as a log or other designation.

(2) The owner or operator shall keep a written plan as specified in § 63.1022(c)(4) for any equipment that is designated as unsafe- or difficult-to-monitor.

(3) The owner or operator shall maintain a record of the identity and an explanation as specified in § 63.1022(d)(2) for any equipment that is designated as unsafe-to-repair.

(4) As specified in § 63.1022(e), the owner or operator shall maintain the identity of compressors operating with an instrument reading of less than 500 parts per million.

(5) The owner or operator shall keep records associated with the determination that equipment is in heavy liquid service as specified in § 63.1022(f).

(6) The owner or operator shall keep records for leaking equipment as specified in § 63.1023(e)(2).

(7) The owner or operator shall keep records for leak repair as specified in § 63.1024(f) and records for delay of repair as specified in § 63.1024(d).

(c) *Specific equipment leak records.* (1) For valves, the owner or operator shall maintain the records specified in paragraphs (c)(1)(i) and (c)(1)(ii) of this section.

## § 63.1039

## 40 CFR Ch. I (7–1–07 Edition)

(i) The monitoring schedule for each process unit as specified in § 63.1025(b)(3)(vi).

(ii) The valve subgrouping records specified in § 63.1025(b)(4)(iv), if applicable.

(2) For pumps, the owner or operator shall maintain the records specified in paragraphs (c)(2)(i) through (c)(2)(iii) of this section.

(i) Documentation of pump visual inspections as specified in § 63.1026(b)(4).

(ii) Documentation of dual mechanical seal pump visual inspections as specified in § 63.1026(e)(1)(v).

(iii) For the criteria as to the presence and frequency of drips for dual mechanical seal pumps, records of the design criteria and explanations and any changes and the reason for the changes, as specified in § 63.1026(e)(1)(i).

(3) For connectors, the owner or operator shall maintain the monitoring schedule for each process unit as specified in § 63.1027(b)(3)(v).

(4) For agitators, the owner or operator shall maintain the following records:

(i) Documentation of agitator seal visual inspections as specified in § 63.1028; and

(ii) For the criteria as to the presence and frequency of drips for agitators, the owner or operator shall keep records of the design criteria and explanations and any changes and the reason for the changes, as specified in § 63.1028(e)(1)(vi).

(5) For pressure relief devices in gas and vapor or light liquid service, the owner or operator shall keep records of the dates and results of monitoring following a pressure release, as specified in § 63.1030(c)(3).

(6) For compressors, the owner or operator shall maintain the records specified in paragraphs (c)(6)(i) and (c)(6)(ii) of this section.

(i) For criteria as to failure of the seal system and/or the barrier fluid system, record the design criteria and explanations and any changes and the reason for the changes, as specified in § 63.1031(d)(2).

(ii) For compressors operating under the alternative compressor standard, record the dates and results of each compliance test as specified in § 63.1031(f)(2).

(7) For a pump QIP program, the owner or operator shall maintain the records specified in paragraphs (c)(7)(i) through (c)(7)(v) of this section.

(i) Individual pump records as specified in § 63.1035(d)(2).

(ii) Trial evaluation program documentation as specified in § 63.1035(d)(6)(iii).

(iii) Engineering evaluation documenting the basis for judgement that superior emission performance technology is not applicable as specified in § 63.1035(d)(6)(vi).

(iv) Quality assurance program documentation as specified in § 63.1035(d)(7).

(v) QIP records as specified in § 63.1035(e).

(8) For process units complying with the batch process unit alternative, the owner or operator shall maintain the records specified in paragraphs (c)(8)(i) and (c)(8)(ii) of this section.

(i) Pressure test records as specified in § 63.1036(b)(7).

(ii) Records for equipment added to the process unit as specified in § 63.1036(d).

(9) For process units complying with the enclosed-vented process unit alternative, the owner or operator shall maintain the records for enclosed-vented process units as specified in § 63.1037(b).

### § 63.1039 Reporting requirements.

(a) *Initial Compliance Status Report.* Each owner or operator shall submit an Initial Compliance Status Report according to the procedures in the referencing subpart. The notification shall include the information listed in paragraphs (a)(1) through (a)(3) of this section, as applicable.

(1) The notification shall provide the information listed in paragraphs (a)(1)(i) through (a)(1)(iv) of this section for each process unit or affected facility subject to the requirements of this subpart.

(i) Process unit or affected facility identification.

(ii) Number of each equipment type (e.g., valves, pumps) excluding equipment in vacuum service.

(iii) Method of compliance with the standard (e.g., “monthly leak detection and repair” or “equipped with dual mechanical seals”).

**Environmental Protection Agency**

**Pt. 63, Subpt. UU, Table 1**

(iv) Planned schedule for requirements in §§ 63.1025 and 63.1026.

(2) The notification shall provide the information listed in paragraphs (a)(2)(i) and (a)(2)(ii) of this section for each process unit or affected facility subject to the requirements of § 63.1036(b).

(i) Batch products or product codes subject to the provisions of this subpart, and

(ii) Planned schedule for pressure testing when equipment is configured for production of products subject to the provisions of this subpart.

(3) The notification shall provide the information listed in paragraphs (a)(3)(i) and (a)(3)(ii) of this section for each process unit or affected facility subject to the requirements in § 63.1037.

(i) Process unit or affected facility identification.

(ii) A description of the system used to create a negative pressure in the enclosure and the control device used to comply with the requirements of § 63.1034 of this part.

(b) *Periodic Reports.* The owner or operator shall report the information specified in paragraphs (b)(1) through (b)(8) of this section, as applicable, in the Periodic Report specified in the referencing subpart.

(1) For the equipment specified in paragraphs (b)(1)(i) through (b)(1)(v) of this section, report in a summary format by equipment type, the number of components for which leaks were detected and for valves, pumps and connectors show the percent leakers, and the total number of components monitored. Also include the number of leaking components that were not repaired as required by § 63.1024, and for valves and connectors, identify the number of components that are determined by § 63.1025(c)(3) to be nonrepairable.

(i) Valves in gas and vapor service and in light liquid service pursuant to § 63.1025(b) and (c).

(ii) Pumps in light liquid service pursuant to § 63.1026(b) and (c).

(iii) Connectors in gas and vapor service and in light liquid service pursuant to § 63.1027(b) and (c).

(iv) Agitators in gas and vapor service and in light liquid service pursuant to § 63.1028(c).

(v) Compressors pursuant to § 63.1031(d).

(2) Where any delay of repair is utilized pursuant to § 63.1024(d), report that delay of repair has occurred and report the number of instances of delay of repair.

(3) If applicable, report the valve subgrouping information specified in § 63.1025(b)(4)(iv).

(4) For pressure relief devices in gas and vapor service pursuant to § 63.1030(b) and for compressors pursuant to § 63.1031(f) that are to be operated at a leak detection instrument reading of less than 500 parts per million, report the results of all monitoring to show compliance conducted within the semiannual reporting period.

(5) Report, if applicable, the initiation of a monthly monitoring program for valves pursuant to § 63.1025(b)(3)(i).

(6) Report, if applicable, the initiation of a quality improvement program for pumps pursuant to § 63.1035.

(7) Where the alternative means of emissions limitation for batch processes is utilized, report the information listed in § 63.1036(f).

(8) Report the information listed in paragraph (a) of this section for the Initial Compliance Status Report for process units or affected facilities with later compliance dates. Report any revisions to items reported in an earlier Initial Compliance Status Report if the method of compliance has changed since the last report.

TABLE 1 TO SUBPART UU OF PART 63—BATCH PROCESSES MONITORING FREQUENCY FOR EQUIPMENT OTHER THAN CONNECTORS

Operating time (% of year)	Equivalent continuous process monitoring frequency time in use		
	Monthly	Quarterly	Semiannually
0 to <25% .....	Quarterly .....	Annually .....	Annually.

Operating time (% of year)	Equivalent continuous process monitoring frequency time in use		
	Monthly	Quarterly	Semiannually
25 to <50% .....	Quarterly .....	Semiannually .....	Annually.
50 to <75% .....	Bimonthly .....	Three times .....	Semiannually.
75 to 100% .....	Monthly .....	Quarterly .....	Semiannually.

### Subpart VV—National Emission Standards for Oil-Water Separators and Organic-Water Separators

SOURCE: 61 FR 34195, July 1, 1996, unless otherwise noted.

#### § 63.1040 Applicability.

The provisions of this subpart apply to the control of air emissions from oil-water separators and organic-water separators for which another subpart of 40 CFR parts 60, 61, or 63 references the use of this subpart for such air emission control. These air emission standards for oil-water separators and organic-water separators are placed here for administrative convenience and only apply to those owners and operators of facilities subject to the other subparts that reference this subpart. The provisions of 40 CFR part 63, subpart A—General Provisions do not apply to this subpart except as noted in the subpart that references this subpart.

#### § 63.1041 Definitions.

All terms used in this subpart shall have the meaning given to them in the Act and in this section. If a term is defined in both this section and in another subpart that references the use of this subpart, then the definition in this subpart shall take precedence when implementing this subpart.

*Closure device* means a cap, hatch, lid, plug, seal, valve, or other type of fitting that, when the device is secured in the closed position, prevents or reduces air emissions to the atmosphere by blocking an opening in a fixed roof or floating roof. Closure devices include devices that are detachable from the cover (e.g., a sampling port cap), manually operated (e.g., a hinged access lid or hatch), or automatically operated (e.g., a spring-loaded pressure relief valve).

*Continuous seal* means a seal that forms a continuous closure that completely covers the space between the edge of the floating roof and the wall of a separator. A continuous seal may be constructed of fastened segments so as to form a continuous seal.

*Fixed roof* means a cover that is mounted on a separator in a stationary position and does not move with fluctuations in the level of the liquid managed in the separator.

*Floating roof* means a pontoon-type or double-deck type cover that rests upon and is supported by the liquid managed in a separator.

*Liquid-mounted seal* means a foam- or liquid-filled continuous seal that is mounted between the wall of the separator and the floating roof, and the seal is in contact with the liquid in a separator.

*Oil-water separator* means a separator as defined for this subpart that is used to separate oil from water.

*Organic-water separator* means a separator as defined for this subpart that is used to separate organics from water.

*Metallic shoe seal* means a continuous seal that is constructed of metal sheets which are held vertically against the wall of the separator by springs, weighted levers, or other mechanisms and is connected to the floating roof by braces or other means. A flexible coated fabric (envelope) spans the annular space between the metal sheet and the floating roof.

*No detectable organic emissions* means no escape of organics to the atmosphere as determined using the procedure specified in § 63.1046(a) of this subpart.

*Regulated-material* means the material (e.g. waste, wastewater, off-site material) required to be managed in separators using air emission controls in accordance with the standards specified in this subpart.



*Safety device* means a closure device such as a pressure relief valve, frangible disc, fusible plug, or any other type of device which functions to prevent physical damage or permanent deformation to equipment by venting gases or vapors during unsafe conditions resulting from an unplanned, accidental, or emergency event. For the purpose of this subpart, a safety device is not used for routine venting of gases or vapors from the vapor headspace underneath a cover such as during filling of the unit or to adjust the pressure in this vapor headspace in response to normal daily diurnal ambient temperature fluctuations. A safety device is designed to remain in a closed position during normal operations and open only when the internal pressure, or another relevant parameter, exceeds the device threshold setting applicable to the equipment as determined by the owner or operator based on manufacturer recommendations, applicable regulations, fire protection and prevention codes, standard engineering codes and practices, or other requirements for the safe handling of flammable, combustible, explosive, reactive, or hazardous materials.

*Separator* means a waste management unit, generally a tank, that is used to separate oil or organics from water. A separator consists of not only the separation unit but also the forebay and other separator basins, skimmers, weirs, grit chambers, sludge hoppers, and bar screens that are located directly after the individual drain system and prior to any additional treatment units such as an air flotation unit clarifier or biological treatment unit. Examples of a separator include an API separator, parallel-plate interceptor, and corrugated-plate interceptor with the associated ancillary equipment.

[61 FR 34195, July 1, 1996, as amended at 64 FR 38991, July 20, 1999]

#### **§ 63.1042 Standards—Separator fixed roof.**

(a) This section applies to owners and operators subject to this subpart and controlling air emissions from an oil-water separator or organic-water separator using a fixed roof.

(b) The separator shall be equipped with a fixed roof designed to meet the following specifications:

(1) The fixed roof and its closure devices shall be designed to form a continuous barrier over the entire surface area of the liquid in the separator.

(2) The fixed roof shall be installed in a manner such that there are no visible cracks, holes, gaps, or other open spaces between roof section joints or between the interface of the roof edge and the separator wall.

(3) Each opening in the fixed roof shall be equipped with a closure device designed to operate such that when the closure device is secured in the closed position there are no visible cracks, holes, gaps, or other open spaces in the closure device or between the perimeter of the opening and the closure device.

(4) The fixed roof and its closure devices shall be made of suitable materials that will minimize exposure of the regulated-material to the atmosphere, to the extent practical, and will maintain the integrity of the equipment throughout its intended service life. Factors to be considered when selecting the materials for and designing the fixed roof and closure devices shall include: organic vapor permeability; the effects of any contact with the liquid and its vapors managed in the separator; the effects of outdoor exposure to wind, moisture, and sunlight; and the operating practices used for the separator on which the fixed roof is installed.

(c) Whenever a regulated-material is in the separator, the fixed roof shall be installed with each closure device secured in the closed position except as follows:

(1) Opening of closure devices or removal of the fixed roof is allowed at the following times:

(i) To provide access to the separator for performing routine inspection, maintenance, or other activities needed for normal operations. Examples of such activities include those times when a worker needs to open a port to sample the liquid in the separator, or when a worker needs to open a hatch to maintain or repair equipment. Following completion of the activity, the

owner or operator shall promptly secure the closure device in the closed position or reinstall the cover, as applicable, to the separator.

(ii) To remove accumulated sludge or other residues from the bottom of separator.

(2) Opening of a spring-loaded pressure-vacuum relief valve, conservation vent, or similar type of pressure relief device which vents to the atmosphere is allowed during normal operations for the purpose of maintaining the pressure in vapor headspace underneath the fixed roof in accordance with the separator design specifications. The device shall be designed to operate with no detectable organic emissions, as determined using the procedure specified in § 63.1046(a) of this subpart, when the device is secured in the closed position. The settings at which the device opens shall be established such that the device remains in the closed position whenever the pressure in the vapor headspace underneath the fixed roof is within the pressure operating range determined by the owner or operator based on the cover manufacturer recommendations, applicable regulations, fire protection and prevention codes, standard engineering codes and practices, or other requirements for the safe handling of flammable, ignitable, explosive, reactive, or hazardous materials.

(3) Opening of a safety device, as defined in § 63.1041 of this subpart, is allowed at any time conditions require it to do so to avoid an unsafe condition.

(d) The owner or operator shall inspect the fixed roof and any closure devices in accordance with the requirements specified in § 63.1047(a) of this subpart.

**§ 63.1043 Standards—Separator floating roof.**

(a) This section applies to owners and operators subject to this subpart and controlling air emissions from an oil-water separator or organic-water separator using a floating roof.

(b) The separator shall be equipped with a floating roof designed to meet the following specifications:

(1) The floating roof shall be designed to float on the liquid surface during normal operations.

(2) The floating roof shall be equipped with two continuous seals, one above the other, between the wall of the separator and the roof edge. The lower seal is referred to as the primary seal, and the upper seal is referred to as the secondary seal.

(i) The primary seal shall be a liquid-mounted seal or a metallic shoe seal, as defined in § 63.1041 of this subpart. The total area of the gaps between the separator wall and the primary seal shall not exceed 67 square centimeters (cm<sup>2</sup>) per meter of separator wall perimeter, and the width of any portion of these gaps shall not exceed 3.8 centimeters (cm).

(ii) The secondary seal shall be mounted above the primary seal and cover the annular space between the floating roof and the wall of the separator. The total area of the gaps between the separator wall and the secondary seal shall not exceed 6.7 square centimeters (cm<sup>2</sup>) per meter of separator wall perimeter, and the width of any portion of these gaps shall not exceed 1.3 centimeters (cm).

(3) Except as provided for in paragraph (b)(4) of this section, each opening in the floating roof shall be equipped with a closure device designed to operate such that when the closure device is secured in the closed position there are no visible cracks, holes, gaps, or other open spaces in the closure device or between the perimeter of the cover opening and the closure device.

(4) The floating roof may be equipped with one or more emergency roof drains for removal of stormwater. Each emergency roof drain shall be equipped with a slotted membrane fabric cover that covers at least 90 percent of the area of the opening or a flexible fabric sleeve seal.

(c) Whenever a regulated-material is in the separator, the floating roof shall float on the liquid (i.e., off the roof supports) and each closure device shall be secured in the closed position except as follows:

(1) Opening of closure devices is allowed at the following times:

(i) To provide access to the separator for performing routine inspection, maintenance, or other activities needed for normal operations. Examples of such activities include those times

when a worker needs to open a port to sample the liquid in the separator, or when a worker needs to open a hatch to maintain or repair equipment. Following completion of the activity, the owner or operator shall promptly secure the closure device in the closed position.

(ii) To remove accumulated sludge or other residues from the bottom of separator.

(2) Opening of a safety device, as defined in § 63.1041 of this subpart, is allowed at any time conditions require it to do so to avoid an unsafe condition.

(d) The owner or operator shall inspect the floating roof in accordance with the procedures specified in § 63.1047(b) of this subpart.

**§ 63.1044 Standards—Separator vented to control device.**

(a) This section applies to owners and operators controlling air emissions from an oil-water or organic-water separator using a fixed roof and venting the vapor headspace underneath the fixed roof through a closed-vent system to a control device.

(b) The separator shall be covered by a fixed roof and vented directly through a closed-vent system to a control device in accordance with the following requirements:

(1) The fixed roof and its closure devices shall be designed to form a continuous barrier over the entire surface area of the liquid in the separator.

(2) Each opening in the fixed roof not vented to the control device shall be equipped with a closure device. If the pressure in the vapor headspace underneath the fixed roof is less than atmospheric pressure when the control device is operating, the closure devices shall be designed to operate such that when the closure device is secured in the closed position there are no visible cracks, holes, gaps, or other open spaces in the closure device or between the perimeter of the cover opening and the closure device. If the pressure in the vapor headspace underneath the fixed roof is equal to or greater than atmospheric pressure when the control device is operating, the closure device shall be designed to operate with no detectable organic emissions, as deter-

mined using the procedure specified in § 63.1046(a) of this subpart.

(3) The fixed roof and its closure devices shall be made of suitable materials that will minimize exposure of the regulated-material to the atmosphere, to the extent practical, and will maintain the integrity of the equipment throughout its intended service life. Factors to be considered when selecting the materials for and designing the fixed roof and closure devices shall include: organic vapor permeability; the effects of any contact with the liquid or its vapors managed in the separator; the effects of outdoor exposure to wind, moisture, and sunlight; and the operating practices used for the separator on which the fixed roof is installed.

(4) The closed-vent system and control device shall be designed and operated in accordance with the requirements of § 63.693 in 40 CFR part 63, subpart DD—National Emission Standards for Hazardous Air Pollutants from Off-Site Waste and Recovery Operations.

(c) Whenever a regulated-material is in the separator, the fixed roof shall be installed with each closure device secured in the closed position and the vapor headspace underneath the fixed roof vented to the control device except as follows:

(1) Venting to the control device is not required, and opening of closure devices or removal of the fixed roof is allowed at the following times:

(i) To provide access to the separator for performing routine inspection, maintenance, or other activities needed for normal operations. Examples of such activities include those times when a worker needs to open a port to sample liquid in the separator, or when a worker needs to open a hatch to maintain or repair equipment. Following completion of the activity, the owner or operator shall promptly secure the closure device in the closed position or reinstall the cover, as applicable, to the separator.

(ii) To remove accumulated sludge or other residues from the bottom of separator.

(2) Opening of a safety device, as defined in § 63.1041 of this subpart, is allowed at any time conditions require it to do so to avoid an unsafe condition.

(d) The owner or operator shall inspect and monitor the air emission control equipment in accordance with the procedures specified in § 63.1047(c) of this subpart.

**§ 63.1045 Standards—Pressurized separator.**

(a) This section applies to owners and operators controlling air emissions from an oil-water or organic-water separator that is pressurized and is operated as a closed-system.

(b) The pressurized separator must meet the following requirements.

(1) The separator must be designed not to vent to the atmosphere as a result of compression of the vapor headspace in the separator during operation of the separator at its design capacity.

(2) All separator openings must be equipped with closure devices designed to operate with no detectable organic emissions as determined using the procedure specified in § 63.1046(a) of this subpart.

(3) Whenever a regulated-material is in the separator, the separator must be operated as a closed system that does not vent to the atmosphere except under either of the following conditions as specified in paragraph (b)(3)(i) or (b)(3)(ii) of this section.

(i) At those times when opening of a safety device, as defined in § 63.1041 of this subpart, is required to avoid an unsafe condition.

(ii) At those times when purging of inerts from the separator is required, and the purge stream is routed to a closed-vent system and control device designed and operated in accordance with the applicable requirements of § 63.693.

[64 FR 38991, July 20, 1999, as amended at 66 FR 1268, Jan. 8, 2001]

**§ 63.1046 Test methods and procedures.**

(a) Procedure for determining no detectable organic emissions for the purpose of complying with this subpart.

(1) The test shall be conducted in accordance with the procedures specified in Method 21 of 40 CFR part 60, appendix A. Each potential leak interface (i.e., a location where organic vapor leakage could occur) on the cover and

associated closure devices shall be checked. Potential leak interfaces that are associated with covers and closure devices include, but are not limited to: the interface of the cover and its foundation mounting; the periphery of any opening on the cover and its associated closure device; and the sealing seat interface on a spring-loaded pressure-relief valve.

(2) The test shall be performed when the unit contains a material having a total organic concentration representative of the range of concentrations for the materials expected to be managed in the unit. During the test, the cover and closure devices shall be secured in the closed position.

(3) The detection instrument shall meet the performance criteria of Method 21 of 40 CFR part 60, appendix A, except the instrument response factor criteria in section 3.1.2(a) of Method 21 shall be for the average composition of the organic constituents in the material placed in the unit, not for each individual organic constituent.

(4) The detection instrument shall be calibrated before use on each day of its use by the procedures specified in Method 21 of 40 CFR part 60, appendix A.

(5) Calibration gases shall be as follows:

(i) Zero air (less than 10 ppmv hydrocarbon in air); and

(ii) A mixture of methane or n-hexane in air at a concentration of approximately, but less than 10,000 ppmv.

(6) An owner or operator may choose to adjust or not adjust the detection instrument readings to account for the background organic concentration level. If an owner or operator chooses to adjust the instrument readings for the background level, the background level value must be determined according to the procedures in Method 21 of 40 CFR part 60, appendix A.

(7) Each potential leak interface shall be checked by traversing the instrument probe around the potential leak interface as close to the interface as possible, as described in Method 21. In the case when the configuration of the cover or closure device prevents a complete traverse of the interface, all accessible portions of the interface shall be sampled. In the case when the

configuration of the closure device prevents any sampling at the interface and the device is equipped with an enclosed extension or horn (e.g., some pressure relief devices), the instrument probe inlet shall be placed at approximately the center of the exhaust area to the atmosphere.

(8) An owner or operator must determine if a potential leak interface operates with no detectable emissions using the applicable procedure specified in paragraph (a)(8)(i) or (a)(8)(ii) of this section.

(i) If an owner or operator chooses not to adjust the detection instrument readings for the background organic concentration level, then the maximum organic concentration value measured by the detection instrument is compared directly to the applicable value for the potential leak interface as specified in paragraph (a)(9) of this section.

(ii) If an owner or operator chooses to adjust the detection instrument readings for the background organic concentration level, the value of the arithmetic difference between the maximum organic concentration value measured by the instrument and the background organic concentration value as determined in paragraph (a)(6) of this section is compared with the applicable value for the potential leak interface as specified in paragraph (a)(9) of this section.

(9) A potential leak interface is determined to operate with no detectable emissions using the applicable criteria specified in paragraphs (a)(9)(i) and (a)(9)(ii) of this section.

(i) For a potential leak interface other than a seal around a shaft that passes through a cover opening, the potential leak interface is determined to operate with no detectable organic emissions if the organic concentration value determined in paragraph (a)(8) is less than 500 ppmv.

(ii) For a seal around a shaft that passes through a cover opening, the potential leak interface is determined to operate with no detectable organic emissions if the organic concentration value determined in paragraph (a)(8) is less than 10,000 ppmv.

(b) Procedure for performing floating roof seal gap measurements for the

purpose of complying with this subpart.

(1) The owner or operator shall determine the total surface area of gaps in the primary seal and in the secondary seal individually.

(2) The seal gap measurements shall be performed at one or more floating roof levels when the roof is floating off the roof supports.

(3) Seal gaps, if any, shall be measured around the entire perimeter of the floating roof in each place where 0.32-centimeter (cm) (1/8 inch) diameter uniform probe passes freely (without forcing or binding against the seal) between the seal and the wall of the separator and measure the circumferential distance of each such location.

(4) For a seal gap measured under paragraph (b)(2) of this section, the gap surface area shall be determined by using probes of various widths to measure accurately the actual distance from the separator wall to the seal and multiplying each such width by its respective circumferential distance.

(5) The total gap area shall be calculated by adding the gap surface areas determined for each identified gap location for the primary seal and the secondary seal individually, and then dividing the sum for each seal type by the nominal perimeter of the separator basin. These total gap areas for the primary seal and secondary seal then are compared to the respective standards for the seal type as specified in § 63.1043(b)(2) of this subpart.

[61 FR 34195, July 1, 1996, as amended at 64 FR 38991, July 20, 1999]

#### **§ 63.1047 Inspection and monitoring requirements.**

(a) Owners and operators that use a separator equipped with a fixed roof in accordance with the provisions of § 63.1042 of this subpart shall meet the following requirements:

(1) The fixed roof and its closure devices shall be visually inspected by the owner or operator to check for defects that could result in air emissions to the atmosphere. Defects include, but are not limited to, visible cracks, holes, or gaps in the roof sections or between the roof and the separator wall; broken, cracked, or otherwise

damaged seals or gaskets on closure devices; and broken or missing hatches, access covers, caps, or other closure devices.

(2) The owner or operator must perform an initial inspection following installation of the fixed roof. Thereafter, the owner or operator must perform the inspections at least once every calendar year except as provided for in paragraph (e) of this section.

(3) In the event that a defect is detected, the owner or operator shall repair the defect in accordance with the requirements of paragraph (d) of this section.

(4) The owner or operator shall maintain a record of the inspection in accordance with the requirements specified in § 63.1048(a)(2) of this subpart.

(b) Owners and operators that use a separator equipped with a floating roof in accordance with the provisions of § 63.1043 of this subpart shall meet the following requirements:

(1) The owner or operator shall measure the floating roof seal gaps using the procedure specified in § 63.1046(b) of this subpart in accordance with the following requirements:

(i) The owner or operator shall perform measurements of gaps between the separator wall and the primary seal within 60 days after initial operation of the separator following installation of the floating roof and, thereafter, at least once every 5 years.

(ii) The owner or operator shall perform measurements of gaps between the separator wall and the secondary seal within 60 days after initial operation of the separator following installation of the floating roof and, thereafter, at least once every year.

(iii) If a separator ceases to hold regulated-material for a period of 1 year or more, subsequent introduction of regulated-material into the separator shall be considered an initial operation for the purpose of complying with paragraphs (b)(1)(i) and (b)(1)(ii) of this section.

(iv) In the event that the seal gap measurements do not conform to the specifications in § 63.1043(b)(2) of this subpart, the owner or operator shall repair the defect in accordance with the requirements of paragraph (d) of this section.

(v) The owner or operator shall maintain a record of the inspection in accordance with the requirements specified in § 63.1048 (a)(2) and (b) of this subpart.

(2) The owner or operator shall visually inspect the floating roof in accordance with the following requirements:

(i) The floating roof and its closure devices shall be visually inspected by the owner or operator to check for defects that could result in air emissions to the atmosphere. Defects include, but are not limited to: holes, tears, or other openings in the rim seal or seal fabric of the floating roof; a rim seal detached from the floating roof; all or a portion of the floating roof deck being submerged below the surface of the liquid in the separator; broken, cracked, or otherwise damaged seals or gaskets on closure devices; and broken or missing hatches, access covers, caps, or other closure devices.

(ii) The owner or operator shall perform the inspections following installation of the floating roof and, thereafter, at least once every year.

(iii) In the event that a defect is detected, the owner or operator shall repair the defect in accordance with the requirements of paragraph (d) of this section.

(iv) The owner or operator shall maintain a record of the inspection in accordance with the requirements specified in § 63.1048(a)(2) of this subpart.

(c) Owners and operators that use a separator equipped with a fixed roof and vented through a closed-vent system to a control device in accordance with the provisions of § 63.1044 of this subpart shall inspect the air emission control equipment as follows:

(1) The owner or operator shall visually inspect the fixed roof in accordance with the following requirements:

(i) The fixed roof and its closure devices shall be visually inspected by the owner or operator to check for defects that could result in air emissions. Defects include, but are not limited to, visible cracks, holes, or gaps in the roof sections or between the roof and the separator wall; broken, cracked, or otherwise damaged seals or gaskets on closure devices; and broken or missing

hatches, access covers, caps, or other closure devices.

(ii) The owner or operator must perform an initial inspection following installation of the fixed roof. Thereafter, the owner or operator must perform the inspections at least once every calendar year except as provided for in paragraph (e) of this section.

(iii) In the event that a defect is detected, the owner or operator shall repair the defect in accordance with the requirements of paragraph (d) of this section.

(iv) The owner or operator shall maintain a record of the inspection in accordance with the requirements specified in § 63.1048(a)(2) of this subpart.

(2) The owner or operator shall inspect and monitor the closed-vent system and the control device in accordance with the requirements specified in § 63.693 in 40 CFR 63 subpart DD—National Emission Standards for Hazardous Air Pollutants from Off-Site Waste and Recovery Operations.

(d) The owner or operator shall repair all detected defects as follows:

(1) The owner or operator shall make first efforts at repair of the defect no later than 5 calendar days after detection and repair shall be completed as soon as possible but no later than 45 calendar days after detection except as provided in paragraph (d)(2) of this section.

(2) Repair of a defect may be delayed beyond 45 calendar days if the owner or operator determines that repair of the defect requires emptying or temporary removal from service of the separator and no alternative treatment capacity is available at the facility site to accept the regulated-material normally treated in the separator. In this case, the owner or operator shall repair the defect at the next time the process or unit that is generating the regulated-material managed in the separator stops operation. Repair of the defect shall be completed before the process or unit resumes operation.

(3) The owner or operator shall maintain a record of the defect repair in accordance with the requirements specified in § 63.1048(a)(3) of this subpart.

(e) *Alternative inspection interval.* Following the initial inspection of a fixed roof in accordance with the applicable

provisions of this section, subsequent inspection of the fixed roof may be performed at intervals longer than 1 year when an owner or operator determines that performing the required inspection would expose a worker to dangerous, hazardous, or otherwise unsafe conditions and the owner or operator complies with the requirements specified in paragraphs (e)(1) and (e)(2) of this section.

(1) The owner or operator must prepare and maintain at the plant site written documentation identifying the specific fixed roof designated as “unsafe to inspect.” The documentation must include for each fixed roof designated as such a written explanation of the reasons why the fixed roof is unsafe to inspect using the applicable procedures under this section.

(2) The owner or operator must develop and implement a written plan and schedule to inspect and monitor the fixed roof using the applicable procedures specified in this section during times when a worker can safely access the fixed roof. The required inspections and monitoring must be performed as frequently as practicable but do not need to be performed more frequently than the periodic schedule that would be otherwise applicable to the fixed roof under the provisions of this section. A copy of the written plan and schedule must be maintained at the plant site.

[61 FR 34195, July 1, 1996, as amended at 64 FR 38992, July 20, 1999]

#### § 63.1048 Recordkeeping requirements.

(a) Each owner or operator shall prepare and maintain the following records:

(1) Documentation describing the design of each floating roof and fixed roof installed on a separator, as applicable to the separator. When a floating roof is used, the documentation shall include the dimensions of the separator bay or section in which the floating roof is installed.

(2) A record for each inspection required by § 63.1047 of this subpart that includes the following information: a separator identification number (or other unique identification description as selected by the owner or operator) and the date of inspection.

(3) The owner or operator shall record for each defect detected during inspections required by § 63.1047 of this subpart the following information: the location of the defect, a description of the defect, the date of detection, and corrective action taken to repair the defect. In the event that repair of the defect is delayed in accordance with the provisions of § 63.1047(d)(2) of this section, the owner or operator shall also record the reason for the delay and the date that completion of repair of the defect is expected.

(b) Owners and operators that use a separator equipped with a floating roof in accordance with the provisions of § 63.1043 of this subpart shall prepare and maintain records for each inspection required by § 63.1047(b)(1) describing the results of the seal gap measurements. The records shall include the date of the measurements performed, the raw data obtained for the measurements, and the calculations of the total gap surface area. In the event that the seal gap measurements do not conform to the specifications in § 63.1043(b)(2) of this subpart, the records shall include a description of the repairs that were made, the date the repairs were made, and the date the separator was emptied, if necessary.

(c) Owners and operators that use a separator equipped with a fixed-roof and vented through a closed-vent system to a control device in accordance with the provisions of § 63.1044 of this subpart shall prepare and maintain the records required for the closed-vent system and control device in accordance with the requirements of § 63.693 in 40 CFR 63 subpart DD—National Emission Standards for Hazardous Air Pollutants from Off-Site Waste and Recovery Operations.

**§ 63.1049 Reporting requirements.**

(a) Owners and operators that use a separator equipped with a floating roof in accordance with the provisions of § 63.1043 of this subpart shall notify the Administrator at least 30 calendar days prior to each seal gap measurement inspection performed to comply with the requirements in § 63.1047(b)(1) of this subpart.

(b) Owners and operators that use a separator equipped with a fixed-roof

and vented through a closed-vent system to a control device in accordance with the provisions of § 63.1044 of this subpart shall prepare and submit to the Administrator the reports required for closed-vent systems and control devices in accordance with the requirements of § 63.693 in 40 CFR 63 subpart DD—National Emission Standards for Hazardous Air Pollutants from Off-Site Waste and Recovery Operations.

**§ 63.1050 Implementation and enforcement.**

(a) This subpart can be implemented and enforced by the U.S. EPA, or a delegated authority such as the applicable State, local, or Tribal agency. If the U.S. EPA Administrator has delegated authority to a State, local, or Tribal agency, then that agency, in addition to the U.S. EPA, has the authority to implement and enforce this subpart. Contact the applicable U.S. EPA Regional Office to find out if this subpart is delegated to a State, local, or Tribal agency.

(b) In delegating implementation and enforcement authority of this subpart to a State, local, or Tribal agency under subpart E of this part, the authorities contained in paragraph (c) of this section are retained by the Administrator of U.S. EPA and cannot be transferred to the State, local, or Tribal agency.

(c) The authorities that cannot be delegated to State, local, or Tribal agencies are as specified in paragraphs (c)(1) through (4) of this section.

(1) Approval of alternatives to the requirements in §§ 63.1040 and 63.1042 through 63.1045. Where these standards reference subpart DD, the cited provisions will be delegated according to the delegation provisions of subpart DD of this part.

(2) Approval of major alternatives to test methods under § 63.7(e)(2)(ii) and (f), as defined in § 63.90, and as required in this subpart.

(3) Approval of major alternatives to monitoring under § 63.8(f), as defined in § 63.90, and as required in this subpart.

(4) Approval of major alternatives to recordkeeping and reporting under § 63.10(f), as defined in § 63.90, and as required in this subpart.

[68 FR 37355, June 23, 2003]



**Subpart WW—National Emission Standards for Storage Vessels (Tanks)—Control Level 2**

SOURCE: 64 FR 34918, June 29, 1999, unless otherwise noted.

**§ 63.1060 Applicability.**

The provisions of this subpart apply to the control of air emissions from storage vessels for which another subpart references the use of this subpart for such air emission control. These air emission standards for storage vessels are placed here for administrative convenience and only apply to those owners and operators of facilities subject to a referencing subpart. The provisions of subpart A (General Provisions) of this part do not apply to this subpart except as noted in the referencing subpart.

**§ 63.1061 Definitions.**

All terms used in this subpart shall have the meaning given them in the Act and in this section.

*Capacity* means the volume of liquid that is capable of being stored in a vessel, determined by multiplying the vessel's internal cross-sectional area by the internal height of the shell.

*Deck cover* means a device which covers an opening in a floating roof deck. Some deck covers move horizontally relative to the deck (i.e., a sliding cover).

*Empty* or *emptying* means the partial or complete removal of stored liquid from a storage vessel. Storage vessels that contain liquid only as wall or bottom clingage, or in pools due to bottom irregularities, are considered completely empty.

*External floating roof* or *EFR* means a floating roof located in a storage vessel without a fixed roof.

*Fill* or *filling* means the introduction of liquid into a storage vessel, but not necessarily to capacity.

*Fixed roof* means a roof that is mounted (i.e., permanently affixed) on a storage vessel and that does not move with fluctuations in stored liquid level.

*Flexible fabric sleeve seal* means a seal made of an elastomeric fabric (or other material) which covers an opening in a

floating roof deck, and which allows the penetration of a fixed roof support column. The seal is attached to the rim of the deck opening and extends to the outer surface of the column. The seal is draped (but does not contact the stored liquid) to allow the horizontal movement of the deck relative to the column.

*Floating roof* means a roof that floats on the surface of the liquid in a storage vessel. A floating roof substantially covers the stored liquid surface (but is not necessarily in contact with the entire surface), and is comprised of a deck, a rim seal, and miscellaneous deck fittings.

*Initial fill* or *initial filling* means the first introduction of liquid into a storage vessel that is either newly constructed or has not been in liquid service for a year or longer.

*Internal floating roof* or *IFR* means a floating roof located in a storage vessel with a fixed roof. For the purposes of this subpart, an external floating roof located in a storage vessel to which a fixed roof has been added is considered to be an internal floating roof.

*Liquid-mounted seal* means a resilient or liquid-filled rim seal designed to contact the stored liquid.

*Mechanical shoe seal* or *metallic shoe seal* means a rim seal consisting of a band of metal (or other suitable material) as the sliding contact with the wall of the storage vessel, and a fabric seal to close the annular space between the band and the rim of the floating roof deck. The band is typically formed as a series of sheets (shoes) that are overlapped or joined together to form a ring. The lower end of the band extends into the stored liquid.

*Pole float* means a float located inside a guidepole that floats on the surface of the stored liquid. The rim of the float has a wiper or seal that extends to the inner surface of the pole.

*Pole sleeve* means a device which extends from either the cover or the rim of an opening in a floating roof deck to the outer surface of a pole that passes through the opening. The sleeve extends into the stored liquid.

*Pole wiper* means a seal that extends from either the cover or the rim of an opening in a floating roof deck to the

outer surface of a pole that passes through the opening.

*Referencing subpart* means the subpart that refers an owner or operator to this subpart.

*Rim seal* means a device attached to the rim of a floating roof deck that spans the annular space between the deck and the wall of the storage vessel. When a floating roof has only one such device, it is a primary seal; when there are two seals (one mounted above the other), the lower seal is the primary seal and the upper seal is the secondary seal.

*Slotted guidepole* means a guidepole or gaugepole that has slots or holes through the wall of the pole. The slots or holes allow the stored liquid to flow into the pole at liquid levels above the lowest operating level.

*Storage vessel* or *Tank* means a stationary unit that is constructed primarily of nonearthen materials (such as wood, concrete, steel, fiberglass, or plastic) which provide structural support and is designed to hold an accumulation of liquids or other materials.

*Vapor-mounted seal* means a rim seal designed not to be in contact with the stored liquid. Vapor-mounted seals may include, but are not limited to, resilient seals and flexible wiper seals.

**§ 63.1062 Storage vessel control requirements.**

(a) For each storage vessel to which this subpart applies, the owner or operator shall comply with one of the requirements listed in paragraphs (a)(1) through (a)(3) of this section.

(1) Operate and maintain an IFR.

(2) Operate and maintain an EFR.

(3) *Equivalent requirements.* Comply with an equivalent to the requirements in paragraph (a)(1) or (a)(2) of this section, as provided in § 63.1064.

(b) [Reserved]

**§ 63.1063 Floating roof requirements.**

The owner or operator who elects to use a floating roof to comply with the requirements of § 63.1062 shall comply with the requirements in paragraphs (a) through (e) of this section.

(a) *Design requirements*—(1) *Rim seals.*

(i) *Internal floating roof.* An IFR shall be equipped with one of the seal configurations listed in paragraphs

(a)(1)(i)(A) through (a)(1)(i)(C) of this section.

(A) A liquid-mounted seal.

(B) A mechanical shoe seal.

(C) Two seals mounted one above the other. The lower seal may be vapor-mounted.

(D) If the IFR is equipped with a vapor-mounted seal as of the proposal date for a referencing subpart, paragraphs (a)(1)(i)(A) through (a)(1)(i)(C) of this section do not apply until the next time the storage vessel is completely emptied and degassed, or 10 years after promulgation of the referencing subpart, whichever occurs first.

(ii) *External floating roof.* An EFR shall be equipped with one of the seal configurations listed in paragraphs (a)(1)(ii)(A) and (a)(1)(ii)(B) of this section.

(A) A liquid-mounted seal and a secondary seal.

(B) A mechanical shoe seal and a secondary seal. The upper end of the shoe(s) shall extend a minimum of 61 centimeters (24 inches) above the stored liquid surface.

(C) If the EFR is equipped with a liquid-mounted seal or mechanical shoe seal, or a vapor-mounted seal and secondary seal, as of the proposal date for a referencing subpart, the seal options specified in paragraphs (a)(1)(ii)(A) and (a)(1)(ii)(B) of this section do not apply until the next time the storage vessel is completely emptied and degassed, or 10 years after the promulgation date of the referencing subpart, whichever occurs first.

(2) *Deck fittings.* Openings through the deck of the floating roof shall be equipped as described in paragraphs (a)(2)(i) through (a)(2)(viii) of this section.

(i) Each opening except those for automatic bleeder vents (vacuum breaker vents) and rim space vents shall have its lower edge below the surface of the stored liquid.

(ii) Each opening except those for automatic bleeder vents (vacuum breaker vents), rim space vents, leg sleeves, and deck drains shall be equipped with a deck cover. The deck cover shall be equipped with a gasket between the cover and the deck.

(iii) Each automatic bleeder vent (vacuum breaker vent) and rim space

vent shall be equipped with a gasketed lid, pallet, flapper, or other closure device.

(iv) Each opening for a fixed roof support column may be equipped with a flexible fabric sleeve seal instead of a deck cover.

(v) Each opening for a sample well or deck drain (that empties into the stored liquid) may be equipped with a slit fabric seal or similar device that covers at least 90 percent of the opening, instead of a deck cover.

(vi) Each cover on access hatches and gauge float wells shall be designed to be bolted or fastened when closed.

(vii) Each opening for an unslotted guidepole shall be equipped with a pole wiper, and each unslotted guidepole shall be equipped with a gasketed cap on the top of the guidepole.

(viii) Each opening for a slotted guidepole shall be equipped with one of the control device configurations specified in paragraphs (a)(2)(viii)(A) and (a)(2)(viii)(B) of this section.

(A) A pole wiper and a pole float. The wiper or seal of the pole float shall be at or above the height of the pole wiper.

(B) A pole wiper and a pole sleeve.

(ix) If the floating roof does not meet the requirements listed in paragraphs (a)(2)(i) through (a)(2)(viii) of this section as of the proposal date of the referencing subpart, these requirements do not apply until the next time the vessel is completely emptied and degassed, or 10 years after the promulgation date of the referencing subpart, whichever occurs first.

(b) *Operational requirements.* (1) The floating roof shall float on the stored liquid surface at all times, except when the floating roof is supported by its leg supports or other support devices (e.g., hangers from the fixed roof).

(2) When the storage vessel is storing liquid, but the liquid depth is insufficient to float the floating roof, the process of filling to the point of re-floating the floating roof shall be continuous and shall be performed as soon as practical.

(3) Each cover over an opening in the floating roof, except for automatic bleeder vents (vacuum breaker vents) and rim space vents, shall be closed at

all times, except when the cover must be open for access.

(4) Each automatic bleeder vent (vacuum breaker vent) and rim space vent shall be closed at all times, except when required to be open to relieve excess pressure or vacuum, in accordance with the manufacturer's design.

(5) Each unslotted guidepole cap shall be closed at all times except when gauging the liquid level or taking liquid samples.

(c) *Inspection frequency requirements—*

(1) *Internal floating roofs.* Internal floating roofs shall be inspected as specified in paragraph (d)(1) of this section before the initial filling of the storage vessel. Subsequent inspections shall be performed as specified in paragraph (c)(1)(i) or (c)(1)(ii) of this section.

(i) Internal floating roofs shall be inspected as specified in paragraphs (c)(1)(i)(A) and (c)(1)(i)(B) of this section.

(A) At least once per year the IFR shall be inspected as specified in paragraph (d)(2) of this section.

(B) Each time the storage vessel is completely emptied and degassed, or every 10 years, whichever occurs first, the IFR shall be inspected as specified in paragraph (d)(1) of this section.

(ii) Instead of the inspection frequency specified in paragraph (c)(1)(i) of this section, internal floating roofs with two rim seals may be inspected as specified in paragraph (d)(1) of this section each time the storage vessel is completely emptied and degassed, or every 5 years, whichever occurs first.

(2) *External floating roofs.* External floating roofs shall be inspected as specified in paragraphs (c)(2)(i) through (c)(2)(iv) of this section.

(i) Within 90 days after the initial filling of the storage vessel, the primary and secondary rim seals shall be inspected as specified in paragraph (d)(3) of this section.

(ii) The secondary seal shall be inspected at least once every year, and the primary seal shall be inspected at least every 5 years, as specified in paragraph (d)(3) of this section.

(iii) Each time the storage vessel is completely emptied and degassed, or every 10 years, whichever occurs first, the EFR shall be inspected as specified in paragraph (d)(1) of this section.

(iv) If the owner or operator determines that it is unsafe to perform the floating roof inspections specified in paragraphs (c)(2)(i) and (c)(2)(ii) of this section, the owner or operator shall comply with the requirements of paragraph (c)(2)(iv)(A) or (c)(2)(iv)(B) of this section.

(A) The inspections shall be performed no later than 30 days after the determination that the floating roof is unsafe.

(B) The storage vessel shall be removed from liquid service no later than 45 days after determining the floating roof is unsafe. If the vessel cannot be emptied within 45 days, the owner or operator may utilize up to two extensions of up to 30 additional days each. If the vessel cannot be emptied within 45 days, the owner or operator may utilize up to two extensions of up to 30 additional days each. Documentation of a decision to use an extension shall include an explanation of why it was unsafe to perform the inspection, documentation that alternative storage capacity is unavailable, and a schedule of actions that will ensure that the vessel will be emptied as soon as practical.

(d) *Inspection procedure requirements.* Floating roof inspections shall be conducted as specified in paragraphs (d)(1) through (d)(3) of this section, as applicable. If a floating roof fails an inspection, the owner or operator shall comply with the repair requirements of paragraph (e) of this section.

(1) Floating roof (IFR and EFR) inspections shall be conducted by visually inspecting the floating roof deck, deck fittings, and rim seals from within the storage vessel. The inspection may be performed entirely from the top side of the floating roof, as long as there is visual access to all deck components specified in paragraph (a) of this section. Any of the conditions described in paragraphs (d)(1)(i) through (d)(1)(v) of this section constitutes inspection failure.

(i) Stored liquid on the floating roof.

(ii) Holes or tears in the primary or secondary seal (if one is present).

(iii) Floating roof deck, deck fittings, or rim seals that are not functioning as designed (as specified in paragraph (a) of this section).

(iv) Failure to comply with the operational requirements of paragraph (b) of this section.

(v) Gaps of more than 0.32 centimeters ( $\frac{1}{8}$  inch) between any deck fitting gasket, seal, or wiper (required by paragraph (a) of this section) and any surface that it is intended to seal.

(2) Tank-top inspections of IFR's shall be conducted by visually inspecting the floating roof deck, deck fittings, and rim seal through openings in the fixed roof. Any of the conditions described in paragraphs (d)(1)(i) through (d)(1)(iv) of this section constitutes inspection failure. Identification of holes or tears in the rim seal is required only for the seal that is visible from the top of the storage vessel.

(3) Seal gap inspections for EFR's shall determine the presence and size of gaps between the rim seals and the wall of the storage vessel by the procedures specified in paragraph (d)(3)(i) of this section. Any exceedance of the gap requirements specified in paragraphs (d)(3)(ii) and (d)(3)(iii) of this section constitutes inspection failure.

(i) Rim seals shall be measured for gaps at one or more levels while the EFR is floating, as specified in paragraphs (d)(3)(i)(A) through (d)(3)(i)(F) of this section.

(A) The inspector shall hold a 0.32 centimeter ( $\frac{1}{8}$  inch) diameter probe vertically against the inside of the storage vessel wall, just above the rim seal, and attempt to slide the probe down between the seal and the vessel wall. Each location where the probe passes freely (without forcing or binding against the seal) between the seal and the vessel wall constitutes a gap.

(B) The length of each gap shall be determined by inserting the probe into the gap (vertically) and sliding the probe along the vessel wall in each direction as far as it will travel freely without binding between the seal and the vessel wall. The circumferential length along which the probe can move freely is the gap length.

(C) The maximum width of each gap shall be determined by inserting probes of various diameters between the seal and the vessel wall. The smallest probe diameter should be 0.32 centimeter, and larger probes should have diameters in

## Environmental Protection Agency

## § 63.1064

increments of 0.32 centimeter. The diameter of the largest probe that can be inserted freely anywhere along the length of the gap is the maximum gap width.

(D) The average width of each gap shall be determined by averaging the minimum gap width (0.32 centimeter) and the maximum gap width.

(E) The area of a gap is the product of the gap length and average gap width.

(F) The ratio of accumulated area of rim seal gaps to storage vessel diameter shall be determined by adding the area of each gap, and dividing the sum by the nominal diameter of the storage vessel. This ratio shall be determined separately for primary and secondary rim seals.

(ii) The ratio of seal gap area to vessel diameter for the primary seal shall not exceed 212 square centimeters per meter of vessel diameter (10 square inches per foot of vessel diameter), and the maximum gap width shall not exceed 3.81 centimeters (1.5 inches).

(iii) The ratio of seal gap area to vessel diameter for the secondary seal shall not exceed 21.2 square centimeters per meter (1 square inch per foot), and the maximum gap width shall not exceed 1.27 centimeters (0.5 inches), except when the secondary seal must be pulled back or removed to inspect the primary seal.

(e) *Repair requirements.* Conditions causing inspection failures under paragraph (d) of this section shall be repaired as specified in paragraph (e)(1) or (e)(2) of this section.

(1) If the inspection is performed while the storage vessel is not storing liquid, repairs shall be completed before the refilling of the storage vessel with liquid.

(2) If the inspection is performed while the storage vessel is storing liquid, repairs shall be completed or the vessel removed from service within 45 days. If a repair cannot be completed and the vessel cannot be emptied within 45 days, the owner or operator may use up to 2 extensions of up to 30 additional days each. Documentation of a decision to use an extension shall include a description of the failure, shall document that alternate storage capacity is unavailable, and shall specify a

schedule of actions that will ensure that the control equipment will be repaired or the vessel will be completely emptied as soon as practical.

### **§ 63.1064 Alternative means of emission limitation.**

(a) An alternate control device may be substituted for a control device specified in § 63.1063 if the alternate device has an emission factor less than or equal to the emission factor for the device specified in § 63.1063. Requests for the use of alternate devices shall be made as specified in § 63.1066(b)(3). Emission factors for the devices specified in § 63.1063 are published in EPA Report No. AP-42, Compilation of Air Pollutant Emission Factors.

(b) Tests to determine emission factors for an alternate device shall accurately simulate conditions under which the device will operate, such as wind, temperature, and barometric pressure. Test methods that can be used to perform the testing required in this paragraph include, but are not limited to, the methods listed in paragraphs (b)(1) through (b)(3) of this section.

(1) American Petroleum Institute (API) Manual of Petroleum Measurement Standards, Chapter 19, Section 3, Part A, Wind Tunnel Test Method for the Measurement of Deck-Fitting Loss Factors for External Floating-Roof Tanks.

(2) API Manual of Petroleum Measurement Standards, Chapter 19, Section 3, Part B, Air Concentration Test Method for the Measurement of Rim Seal Loss Factors for Floating-Roof Tanks.

(3) API Manual of Petroleum Measurement Standards, Chapter 19, Section 3, Part E, Weight Loss Test Method for the Measurement of Deck-Fitting Loss Factors for Internal Floating-Roof Tanks.

(c) An alternate combination of control devices may be substituted for any combination of rim seal and deck fitting control devices specified in § 63.1063 if the alternate combination emits no more than the combination specified in § 63.1063. The emissions from an alternate combination of control devices shall be determined using AP-42 or as specified in paragraph (b) of this section. The emissions from a

## § 63.1065

combination of control devices specified in § 63.1063 shall be determined using AP-42. Requests for the use of alternate devices shall be made as specified in § 63.1066(b)(3).

### § 63.1065 Recordkeeping requirements.

The owner or operator shall keep the records required in paragraph (a) of this section for as long as liquid is stored. Records required in paragraphs (b), (c) and (d) of this section shall be kept for at least 5 years. Records shall be kept in such a manner that they can be readily accessed within 24 hours. Records may be kept in hard copy or computer-readable form including, but not limited to, on paper, microfilm, computer, floppy disk, magnetic tape, or microfiche.

(a) *Vessel dimensions and capacity.* A record shall be kept of the dimensions of the storage vessel, an analysis of the capacity of the storage vessel, and an identification of the liquid stored.

(b) *Inspection results.* Records of floating roof inspection results shall be kept as specified in paragraphs (b)(1) and (b)(2) of this section.

(1) If the floating roof passes inspection, a record shall be kept that includes the information specified in paragraphs (b)(1)(i) and (b)(1)(ii) of this section. If the floating roof fails inspection, a record shall be kept that includes the information specified in paragraphs (b)(1)(i) through (b)(1)(v) of this section.

(i) Identification of the storage vessel that was inspected.

(ii) The date of the inspection.

(iii) A description of all inspection failures.

(iv) A description of all repairs and the dates they were made.

(v) The date the storage vessel was removed from service, if applicable.

(2) A record shall be kept of EFR seal gap measurements, including the raw data obtained and any calculations performed.

(c) *Floating roof landings.* The owner or operator shall keep a record of the date when a floating roof is set on its legs or other support devices. The owner or operator shall also keep a record of the date when the roof was refloated, and the record shall indicate

## 40 CFR Ch. I (7-1-07 Edition)

whether the process of refloating was continuous.

(d) An owner or operator who elects to use an extension in accordance with § 63.1063(e)(2) or § 63.1063(c)(2)(iv)(B) shall keep the documentation required by those paragraphs.

### § 63.1066 Reporting requirements.

(a) *Notification of initial startup.* If the referencing subpart requires that a notification of initial startup be filed, then the content of the notification of initial startup shall include (at a minimum) the information specified in the referencing subpart and the information specified in paragraphs (a)(1) and (a)(2) of this section.

(1) The identification of each storage vessel, its capacity and the liquid stored in the storage vessel.

(2) A statement of whether the owner or operator of the source can achieve compliance by the compliance date specified in referencing subpart.

(b) *Periodic reports.* Report the information specified in paragraphs (b)(1) through (b)(4) of this section, as applicable, in the periodic report specified in the referencing subpart.

(1) *Notification of inspection.* To provide the Administrator the opportunity to have an observer present, the owner or operator shall notify the Administrator at least 30 days before an inspection required by §§ 63.1063(d)(1) or (d)(3). If an inspection is unplanned and the owner or operator could not have known about the inspection 30 days in advance, then the owner or operator shall notify the Administrator at least 7 days before the inspection. Notification shall be made by telephone immediately followed by written documentation demonstrating why the inspection was unplanned. Alternatively, the notification including the written documentation may be made in writing and sent so that it is received by the Administrator at least 7 days before the inspection. If a delegated State or local agency is notified, the owner or operator is not required to notify the Administrator. A delegated State or local agency may waive the requirement for notification of inspections.

## Environmental Protection Agency

## § 63.1082

(2) *Inspection results.* The owner or operator shall submit a copy of the inspection record (required in § 63.1065) when inspection failures occur.

(3) *Requests for alternate devices.* The owner or operator requesting the use of an alternate control device shall submit a written application including emissions test results and an analysis demonstrating that the alternate device has an emission factor that is less than or equal to the device specified in § 63.1063.

(4) *Requests for extensions.* An owner or operator who elects to use an extension in accordance with § 63.1063(e)(2) or § 63.1063(c)(2)(iv)(B) shall submit the documentation required by those paragraphs.

### § 63.1067 Implementation and enforcement.

(a) This subpart can be implemented and enforced by the U.S. Environmental Protection Agency (EPA), or a delegated authority such as the applicable State, local, or tribal agency. If the EPA Administrator has delegated authority to a State, local, or tribal agency, then that agency has the authority to implement and enforce this subpart. Contact the applicable EPA Regional Office to find out if this subpart is delegated to a State, local, or tribal agency.

(b) In delegating implementation and enforcement authority of this subpart to a State, local, or tribal agency under section 40 CFR part 63, subpart E, the authorities contained in paragraphs (b)(1) through (5) of this section are retained by the EPA Administrator and are not transferred to the State, local, or tribal agency.

(1) Approval of alternatives to the nonopacity emissions standards in §§ 63.1062 and 63.1063(a) and (b) for alternative means of emission limitation, under § 63.6(g).

(2) [Reserved]

(3) Approval of major changes to test methods under § 63.7(e)(2)(ii) and (f) and as defined in § 63.90.

(4) Approval of major changes to monitoring under § 63.8(f) and as defined in § 63.90.

(5) Approval of major changes to recordkeeping and reporting under § 63.10(f) and as defined in § 63.90.

[67 FR 46279, July 12, 2002]

## Subpart XX—National Emission Standards for Ethylene Manufacturing Process Units: Heat Exchange Systems and Waste Operations

SOURCE: 67 FR 46271, July 12, 2002, unless otherwise noted.

### INTRODUCTION

#### § 63.1080 What is the purpose of this subpart?

This subpart establishes requirements for controlling emissions of hazardous air pollutants (HAP) from heat exchange systems and waste streams at new and existing ethylene production units.

#### § 63.1081 When must I comply with the requirements of this subpart?

You must comply with the requirements of this subpart according to the schedule specified in § 63.1102(a).

### DEFINITIONS

#### § 63.1082 What definitions do I need to know?

(a) Unless defined in paragraph (b) of this section, definitions for terms used in this subpart are provided in the Clean Air Act, § 63.1103(e), and 40 CFR 61.341.

(b) The following definitions apply to terms used in this subpart:

*Continuous butadiene waste stream* means the continuously flowing process wastewater from the following equipment: The aqueous drain from the debutanizer reflux drum, water separators on the C4 crude butadiene transfer piping, and the C4 butadiene storage equipment; and spent wash water from the C4 crude butadiene carbonyl wash system. The continuous butadiene waste stream does not include butadiene streams generated from sampling, maintenance activities, or shutdown purges. The continuous butadiene waste stream does not include butadiene streams from equipment that is

### § 63.1083

currently an affected source subject to the control requirements of another NESHAP. The continuous butadiene waste stream contains less than 10 parts per million by weight (ppmw) of benzene.

*Dilution steam blowdown waste stream* means any continuously flowing process wastewater stream resulting from the quench and compression of cracked gas (the cracking furnace effluent) at an ethylene production unit and is discharged from the unit. This stream typically includes the aqueous or oily-water stream that results from condensation of dilution steam (in the cracking furnace quench system), blowdown from dilution steam generation systems, and aqueous streams separated from the process between the cracking furnace and the cracked gas dehydrators. The dilution steam blowdown waste stream does not include dilution steam blowdown streams generated from sampling, maintenance activities, or shutdown purges. The dilution steam blowdown waste stream also does not include blowdown that has not contacted HAP-containing process materials.

*Heat exchange system* means any cooling tower system or once-through cooling water system (e.g., river or pond water). A heat exchange system can include more than one heat exchanger and can include an entire recirculating or once-through cooling system.

*Process wastewater* means water which comes in contact with benzene or butadiene during manufacturing or processing operations conducted within an ethylene production unit. Process wastewater is not organic wastes, process fluids, product tank drawdown, cooling water blowdown, steam trap condensate, or landfill leachate. Process wastewater includes direct-contact cooling water.

*Spent caustic waste stream* means the continuously flowing process wastewater stream that results from the use of a caustic wash system in an ethylene production unit. A caustic wash system is commonly used at ethylene production units to remove acid gases and sulfur compounds from process streams, typically cracked gas. The spent caustic waste stream does not include spent caustic streams generated

from sampling, maintenance activities, or shutdown purges.

#### APPLICABILITY FOR HEAT EXCHANGE SYSTEMS

### § 63.1083 Does this subpart apply to my heat exchange system?

The provisions of this subpart apply to your heat exchange system if you own or operate an ethylene production unit expressly referenced to this subpart XX from subpart YY of this part. The provisions of subpart A (General Provisions) of this part do not apply to this subpart except as specified in subpart YY of this part.

### § 63.1084 What heat exchange systems are exempt from the requirements of this subpart?

Your heat exchange system is exempt from the requirements in §§ 63.1085 and 63.1086 if it meets any one of the criteria in paragraphs (a) through (e) of this section.

(a) Your heat exchange system operates with the minimum pressure on the cooling water side at least 35 kilopascals greater than the maximum pressure on the process side.

(b) Your heat exchange system contains an intervening cooling fluid, containing less than 5 percent by weight of total HAP listed in Table 1 to this subpart, between the process and the cooling water. This intervening fluid must serve to isolate the cooling water from the process fluid and must not be sent through a cooling tower or discharged. For purposes of this section, discharge does not include emptying for maintenance purposes.

(c) The once-through heat exchange system is subject to a National Pollution Discharge Elimination System (NPDES) permit with an allowable discharge limit of 1 part per million by volume (ppmv) or less above influent concentration, or 10 percent or less above influent concentration, whichever is greater.

(d) Your once-through heat exchange system is subject to a NPDES permit that meets all of the conditions in paragraphs (d)(1) through (4) of this section.

(1) The permit requires monitoring of a parameter or condition to detect a leak of process fluids to cooling water.



(2) The permit specifies the normal range of the parameter or condition.

(3) The permit requires monthly or more frequent monitoring for the parameters selected as leak indicators.

(4) The permit requires you to report and correct leaks to the cooling water when the parameter or condition exceeds the normal range.

(e) Your recirculating or once-through heat exchange system cools process fluids that contain less than 5 percent by weight of total HAP listed in Table 1 to this subpart.

#### HEAT EXCHANGE SYSTEM REQUIREMENTS

##### § 63.1085 What are the general requirements for heat exchange systems?

Unless you meet one of the requirements for exemptions in § 63.1084, you must meet the requirements in paragraphs (a) through (d) of this section.

(a) Monitor the cooling water for the presence of substances that indicate a leak according to § 63.1086.

(b) If you detect a leak, repair it according to § 63.1087 unless repair is delayed according to § 63.1088.

(c) Keep the records specified in § 63.1089.

(d) Submit the reports specified in § 63.1090.

#### MONITORING REQUIREMENTS FOR HEAT EXCHANGE SYSTEMS

##### § 63.1086 How must I monitor for leaks to cooling water?

You must monitor for leaks to cooling water by monitoring each heat exchange system according to the requirements of paragraph (a) of this section, monitoring each heat exchanger according to the requirements of paragraph (b) of this section, or monitoring a surrogate parameter according to the requirements of paragraph (c) of this section. If you elect to comply with the requirements of paragraph (a) or (b) of this section, you may use alternatives in paragraph (d)(1) or (2) of this section for determining the mean entrance concentration.

(a) *Heat exchange system.* Monitor cooling water in each heat exchange system for the HAP listed in Table 1 to this subpart (either total or speciated) or other representative substances (e.g., total organic carbon or volatile

organic compounds (VOC)) that indicate the presence of a leak according to the requirements in paragraphs (a)(1) through (5) of this section.

(1) You define the equipment that comprises each heat exchange system. For the purposes of implementing paragraph (a) of this section, a heat exchange system may consist of an entire heat exchange system or any combinations of heat exchangers such that, based on the rate of cooling water at the entrance and exit to each heat exchange system and the sensitivity of the test method being used, a leak of 3.06 kg/hr or greater of the HAP in Table 1 to this subpart would be detected. For example, if the test you decide to use has a sensitivity of 1 ppmv for total HAP, you must define the heat exchange system so that the cooling water flow rate is 51,031 liters per minute or less so that a leak of 3.06 kg/hr can be detected.

(2) Monitoring periods. For existing sources, monitor cooling water as specified in paragraph (a)(2)(i) of this section. Monitor heat exchange systems at new sources according to the specifications in paragraph (a)(2)(ii) of this section.

(i) Monitor monthly for 6 months, both initially and following completion of a leak repair. Then monitor as provided in either paragraph (a)(2)(i)(A) or (a)(2)(i)(B) of this section, as appropriate.

(A) If no leaks are detected by monitoring monthly for a 6-month period, monitor quarterly thereafter until a leak is detected.

(B) If a leak is detected, monitor monthly until the leak has been repaired. Upon completion of repair, monitor according to the specifications in paragraph (a)(2)(i) of this section.

(ii) Monitor weekly for 6 months, both initially and following completion of a leak repair. Then monitor as provided in paragraph (a)(2)(ii)(A) or (B) of this section, as appropriate.

(A) If no leaks are detected by monitoring weekly for a 6-month period, monitor monthly thereafter until a leak is detected.

(B) If a leak is detected, monitor weekly until the leak has been repaired. Upon completion of the repair,

monitor according to the specifications in paragraph (a)(2)(ii) of this section.

(3) Determine the concentration of the monitored substance in the heat exchange system cooling water using any method listed in 40 CFR part 136. Use the same method for both entrance and exit samples. You may validate 40 CFR part 136 methods for the HAP listed in Table 1 to this subpart according to the procedures in appendix D to this part. Alternative methods may be used upon approval by the Administrator.

(4) Take a minimum of three sets of samples at each entrance and exit.

(5) Calculate the average entrance and exit concentrations, correcting for the addition of make-up water and evaporative losses, if applicable. Using a one-sided statistical procedure at the 0.05 level of significance, if the exit mean concentration is at least 10 percent greater than the entrance mean of the HAP (total or speciated) in Table 1 to this subpart or other representative substance, and the leak is at least 3.06 kg/hr, you have detected a leak.

(b) *Individual heat exchangers.* Monitor the cooling water at the entrance and exit of each heat exchanger for the HAP in Table 1 to this subpart (either total or speciated) or other representative substances (e.g., total organic carbon or VOC) that indicate the presence of a leak in a heat exchanger according to the requirements in paragraphs (b)(1) through (4) of this section.

(1) Monitoring periods. For existing sources, monitor cooling water as specified in paragraph (b)(1)(i) of this section. Monitor each heat exchanger at new sources according to the specifications in paragraph (b)(1)(ii) of this section.

(i) Monitor monthly for 6 months, both initially and following completion of a leak repair. Then monitor as provided in paragraph (b)(1)(i)(A) or (b)(1)(i)(B) of this section, as appropriate.

(A) If no leaks are detected by monitoring monthly for a 6-month period, monitor quarterly thereafter until a leak is detected.

(B) If a leak is detected, monitor monthly until the leak has been repaired. Upon completion of repair, monitor according to the specifications in paragraph (b)(1)(i) of this section.

(ii) Monitor weekly for 6 months, both initially and following completion of a leak repair. Then monitor as provided in paragraph (b)(1)(ii)(A) or (B) of this section, as appropriate.

(A) If no leaks are detected by monitoring weekly for a 6-month period, monitor monthly thereafter until a leak is detected.

(B) If a leak is detected, monitor weekly until the leak has been repaired. Upon completion of the repair, monitor according to the specifications in paragraph (b)(1)(ii) of this section.

(2) Determine the concentration of the monitored substance in the cooling water using any method listed in 40 CFR part 136, as long as the method is sensitive to concentrations as low as 10 ppmv. Use the same method for both entrance and exit samples. Validation of 40 CFR part 136 methods for the HAP listed in Table 1 to this subpart may be determined according to the provisions of appendix D to this part. Alternative methods may be used upon approval by the Administrator.

(3) Take a minimum of three sets of samples at each heat exchanger entrance and exit.

(4) Calculate the average entrance and exit concentrations, correcting for the addition of make-up water and evaporative losses, if applicable. Using a one-sided statistical procedure at the 0.05 level of significance, if the exit mean concentration is at least 1 ppmw or 10 percent greater than the entrance mean, whichever is greater, you have detected a leak.

(c) *Surrogate parameters.* You may elect to comply with the requirements of this section by monitoring using a surrogate indicator of leaks, provided that you comply with the requirements of paragraphs (c)(1) through (3) of this section. Surrogate indicators that could be used to develop an acceptable monitoring program are ion specific electrode monitoring, pH, conductivity, or other representative indicators.

(1) You shall prepare and implement a monitoring plan that documents the procedures that will be used to detect leaks of process fluids into cooling waters. The plan shall require monitoring of one or more process parameters or other conditions that indicate a leak.

Monitoring that is already being conducted for other purposes may be used to satisfy the requirements of this section. The plan shall include the information specified in paragraphs (c)(1)(i) through (iv) of this section.

(i) A description of the parameter or condition to be monitored and an explanation of how the selected parameter or condition will reliably indicate the presence of a leak.

(ii) The parameter level(s) or condition(s) that shall constitute a leak. This shall be documented by data or calculations showing that the selected levels or conditions will reliably identify leaks. The monitoring must be sufficiently sensitive to determine the range of parameter levels or conditions when the system is not leaking. When the selected parameter level or condition is outside that range, you have detected a leak.

(iii) Monitoring periods. For existing sources, monitor cooling water as specified in paragraph (c)(1)(iii)(A) of this section. Monitor heat exchange systems at new sources according to the specifications in paragraph (c)(1)(iii)(B) of this section.

(A) Monitor monthly for 6 months, both initially and following completion of a leak repair. Then monitor as provided in paragraph (c)(1)(iii)(A)(1) or (c)(1)(iii)(A)(2) of this section, as appropriate.

(1) If no leaks are detected, monitor quarterly thereafter until a leak is detected.

(2) If a leak is detected, monitor monthly until the leak has been repaired. Upon completion of repair, monitor according to the specifications in paragraph (c)(1)(iii)(A) of this section.

(B) Monitor the cooling water weekly for heat exchange systems at new sources.

(iv) The records that will be maintained to document compliance with the requirements of this section.

(2) If a leak is identified by audio, visual, or olfactory inspection, a method listed in 40 CFR part 136, or any other means other than those described in the monitoring plan, and the method(s) specified in the plan could not detect the leak, you shall revise the plan and document the basis for the

changes. You shall complete the revisions to the plan no later than 180 days after discovery of the leak.

(3) You shall maintain, at all times, the monitoring plan that is currently in use. The current plan shall be maintained on-site, or shall be accessible from a central location by computer or other means that provide access within 2 hours after a request. If the monitoring plan is changed, you must retain the most recent superseded plan for at least 5 years from the date of its creation. The superseded plan shall be retained on-site or accessible from a central location by computer or other means that provide access within 2 hours after a request.

(d) *Simplifying assumptions for entrance mean concentration.* If you are complying with paragraph (a) or (b) of this section, you may elect to determine the entrance mean concentration as specified in paragraph (d)(1) or (2) of this section.

(1) Assume that the entrance mean concentration of the monitored substance is zero; or,

(2) Determine the entrance mean concentration of a monitored substance at a sampling location anywhere upstream of the heat exchanger or heat exchange system, provided that there is not a reasonable opportunity for the concentration to change at the entrance to each heat exchanger or heat exchange system.

[67 FR 46271, July 12, 2002, as amended at 70 FR 19271, Apr. 13, 2005]

#### REPAIR REQUIREMENTS FOR HEAT EXCHANGE SYSTEMS

#### § 63.1087 What actions must I take if a leak is detected?

If a leak is detected, you must comply with the requirements in paragraphs (a) and (b) of this section unless repair is delayed according to § 63.1088.

(a) Repair the leak as soon as practical but not later than 45 calendar days after you received the results of monitoring tests that indicated a leak. You must repair the leak unless you demonstrate that the results are due to a condition other than a leak.

(b) Once the leak has been repaired, use the monitoring requirements in § 63.1086 within 7 calendar days of the

## § 63.1088

repair or startup, whichever is later, to confirm that the heat exchange system has been repaired.

### **§ 63.1088 In what situations may I delay leak repair, and what actions must I take for delay of repair?**

You may delay the repair of heat exchange systems if the leaking equipment is isolated from the process. You may also delay repair if repair is technically infeasible without a shutdown, and you meet one of the conditions in paragraphs (a) through (c) of this section.

(a) If a shutdown is expected within the next 2 months of determining delay of repair is necessary, you are not required to have a special shutdown before that planned shutdown.

(b) If a shutdown is not expected within the next 2 months of determining delay of repair is necessary, you may delay repair if a shutdown for repair would cause greater emissions than the potential emissions from delaying repair until the next shutdown of the process equipment associated with the leaking heat exchanger. You must document the basis for the determination that a shutdown for repair would cause greater emissions than the emissions likely to result from delay of repair. The documentation process must include the activities in paragraphs (b)(1) through (4) of this section.

(1) State the reason(s) for delaying repair.

(2) Specify a schedule for completing the repair as soon as practical.

(3) Calculate the potential emissions from the leaking heat exchanger by multiplying the concentration of HAP listed in Table 1 to this subpart (or other monitored substances) in the cooling water from the leaking heat exchanger by the flow rate of the cooling water from the leaking heat exchanger and by the expected duration of the delay.

(4) Determine emissions of HAP listed in Table 1 to this subpart (or other monitored substances) from purging and depressurizing the equipment that will result from the unscheduled shutdown for the repair.

(c) If repair is delayed because the necessary equipment, parts or personnel are not available, you may

## 40 CFR Ch. I (7–1–07 Edition)

delay repair a maximum of 120 calendar days. You must demonstrate that the necessary equipment, parts or personnel were not available.

### **RECORDKEEPING AND REPORTING REQUIREMENTS FOR HEAT EXCHANGE SYSTEMS**

#### **§ 63.1089 What records must I keep?**

You must keep the records in paragraphs (a) through (e) of this section, according to the requirements of § 63.1109(c).

(a) Monitoring data required by § 63.1086 that indicate a leak, the date the leak was detected, or, if applicable, the basis for determining there is no leak.

(b) The dates of efforts to repair leaks.

(c) The method or procedures used to confirm repair of a leak and the date the repair was confirmed.

(d) Documentation of delay of repair as specified in § 63.1088.

(e) If you validate a 40 CFR part 136 method for the HAP listed in Table 1 to this subpart according to the procedures in appendix D to this part, then you must keep a record of the test data and calculations used in the validation.

#### **§ 63.1090 What reports must I submit?**

If you delay repair for your heat exchange system, you must report the delay of repair in the semiannual report required by § 63.1110(e). If the leak remains unrepaired, you must continue to report the delay of repair in semiannual reports until you repair the leak. You must include the information in paragraphs (a) through (e) of this section in the semiannual report.

(a) The fact that a leak was detected, and the date that the leak was detected.

(b) Whether or not the leak has been repaired.

(c) The reasons for delay of repair. If you delayed the repair as provided in § 63.1088(b), documentation of emissions estimates.

(d) If a leak remains unrepaired, the expected date of repair.

(e) If a leak is repaired, the date the leak was successfully repaired.

## Environmental Protection Agency

## § 63.1095

### BACKGROUND FOR WASTE REQUIREMENTS

#### § 63.1091 What do the waste requirements do?

This subpart requires you to comply with 40 CFR part 61, subpart FF, National Emission Standards for Benzene Waste Operations. There are some differences between the ethylene production waste requirements and those of subpart FF.

#### § 63.1092 What are the major differences between the requirements of 40 CFR part 61, subpart FF, and the waste requirements for ethylene production sources?

The major differences between the requirements of 40 CFR part 61, subpart FF, and the requirements for ethylene production sources are listed in paragraphs (a) through (d) of this section.

(a) The requirements for ethylene production sources apply to all ethylene production sources that are part of a major source. The requirements do not include a provision to exempt sources with a total annual benzene quantity less than 10 megagrams per year (Mg/yr) from control requirements.

(b) The requirements for ethylene production sources apply to continuous butadiene waste streams which do not contain benzene quantities that would make them subject to the management and treatment requirements of 40 CFR part 61, subpart FF.

(c) The requirements for ethylene production sources do not include the compliance options at 40 CFR 61.342(c)(3)(ii), (d) and (e) for sources with a total annual benzene quantity less than 10 Mg/yr.

(d) If you transfer waste off-site, you must comply with the requirements in § 63.1096 rather than 40 CFR 61.342(f).

### APPLICABILITY FOR WASTE REQUIREMENTS

#### § 63.1093 Does this subpart apply to my waste streams?

The waste stream provisions of this subpart apply to your waste streams if you own or operate an ethylene production facility expressly referenced to this subpart XX from subpart YY of this part. The provisions of subpart A (General Provisions) of this part do not

apply to this subpart except as specified in a referencing subpart.

#### § 63.1094 What waste streams are exempt from the requirements of this subpart?

The types of waste described in paragraphs (a) and (b) of this section are exempt from this subpart.

(a) Waste in the form of gases or vapors that is emitted from process fluids.

(b) Waste that is contained in a segregated storm water sewer system.

### WASTE REQUIREMENTS

#### § 63.1095 What specific requirements must I comply with?

For waste that is not transferred off-site, you must comply with the requirements in paragraph (a) of this section for continuous butadiene waste streams and paragraph (b) of this section for benzene waste streams. If you transfer waste off-site, you must comply with the requirements of § 63.1096.

(a) *Continuous butadiene waste streams.* Manage and treat continuous butadiene waste streams that contain greater than or equal to 10 ppmw 1,3-butadiene and have a flow rate greater than or equal to 0.02 liters per minute, according to either paragraph (a)(1) or (2) of this section. If the total annual benzene quantity from waste at your facility is less than 10 Mg/yr, as determined according to 40 CFR 61.342(a), the requirements of paragraph (a)(3) of this section apply also.

(1) Route the continuous butadiene stream to a treatment process or wastewater treatment system used to treat benzene waste streams that complies with the standards specified in 40 CFR 61.348. Comply with the requirements of 40 CFR part 61, subpart FF; with the changes in Table 2 to this subpart, and as specified in paragraphs (a)(1)(i) through (v) of this section.

(i) Determine the butadiene concentration of the waste stream according to 40 CFR 61.355(c)(1) through (3), except substitute “1,3-butadiene” for each occurrence of “benzene.” You may validate 40 CFR part 136 methods for 1,3-butadiene according to the procedures in appendix D to this part. You do not need to determine the butadiene concentration of a waste stream if you

designate that the stream must be controlled.

(ii) Comply with 40 CFR 61.342(c)(1)(ii) and (iii) for each waste management unit that receives or manages the waste stream prior to and during treatment or recycling of the waste stream.

(iii) Comply with the recordkeeping requirements in 40 CFR 61.356(b), (b)(1) and (b)(2), except substitute “1,3-butadiene” for each occurrence of “benzene” and “continuous butadiene waste stream” for each occurrence of “waste stream.”

(iv) Comply with the reporting requirements in 40 CFR 61.357(a), (a)(2), (a)(3), (a)(3)(iii) through (v), and (d)(1) and (2), except substitute “1,3-butadiene” for each occurrence of “benzene” and “continuous butadiene waste stream” for each occurrence of “waste stream.”

(v) Include only the information in 40 CFR 61.357(a)(2) and (a)(3)(iii) through (v) in the report required in 40 CFR 61.357(a) and (d)(2).

(2) Comply with the process wastewater requirements of subpart G of this part. Submit the information required in § 63.146(b) in the Notification of Compliance Status required by § 63.1110(d). Submit the information required in § 63.146(c) through (e) in either the Periodic Reports required in § 63.152 or the Periodic Reports required in § 63.1110(e).

(3) If the total annual benzene quantity from waste at your facility is less than 10 Mg/yr, as determined according to 40 CFR 61.342(a), comply with the requirements of this section at all times except during periods of startup, shutdown, and malfunction, if the startup, shutdown, or malfunction precludes the ability of the affected source to comply with the requirements of this section and the owner or operator follows the provisions for periods of startup, shutdown, and malfunction, as specified in § 63.1111.

(b) *Waste streams that contain benzene.* For waste streams that contain benzene, you must comply with the requirements of 40 CFR part 61, subpart FF, except as specified in Table 2 to this subpart. You must manage and treat waste streams that contain benzene as specified in either paragraph (b)(1) or (2) of this section.

(1) If the total annual benzene quantity from waste at your facility is less than 10 Mg/yr, as determined according to 40 CFR 61.342(a), manage and treat spent caustic waste streams and dilution steam blowdown waste streams according to 40 CFR 61.342(c)(1) through (c)(3)(i). The requirements of this paragraph (b)(1) shall apply at all times except during periods of startup, shutdown, and malfunction, if the startup, shutdown, or malfunction precludes the ability of the affected source to comply with the requirements of this section and the owner or operator follows the provisions for periods of startup, shutdown, and malfunction, as specified in § 63.1111.

(2) If the total annual benzene quantity from waste at your facility is greater than or equal to 10 Mg/yr, as determined according to 40 CFR 61.342(a), you must manage and treat waste streams according to any of the options in 40 CFR 61.342(c)(1) through (e) or transfer waste off-site. If you elect to transfer waste off-site, then you must comply with the requirements of § 63.1096.

[67 FR 46271, July 12, 2002, as amended at 70 FR 19272, Apr. 13, 2005]

**§ 63.1096 What requirements must I comply with if I transfer waste off-site?**

If you elect to transfer waste off-site, you must comply with the requirements in paragraphs (a) through (d) of this section.

(a) Include a notice with the shipment or transport of each waste stream. The notice shall state that the waste stream contains organic HAP that are to be treated in accordance with the provisions of this subpart. When the transport is continuous or ongoing (for example, discharge to a publicly-owned treatment works), the notice shall be submitted to the treatment operator initially and whenever there is a change in the required treatment.

(b) You may not transfer the waste stream unless the transferee has submitted to the Administrator a written certification that the transferee will

## Environmental Protection Agency

## Pt. 63, Subpt. XX, Table 1

manage and treat any waste stream received from a source subject to the requirements of this subpart in accordance with the requirements of this subpart.

(c) By providing this written certification to the Administrator, the certifying entity accepts responsibility for compliance with the regulatory provisions in this subpart with respect to any shipment of waste covered by the written certification. Failure to abide by any of those provisions with respect to such shipments may result in enforcement action by EPA against the certifying entity in accordance with the enforcement provisions applicable to violations of those provisions by owners or operators of sources.

(d) The certifying entity may revoke the written certification by sending a written statement to the Administrator and you. The notice of revocation must provide at least 90 days notice that the certifying entity is rescinding acceptance of responsibility for compliance with the regulatory provisions of this subpart. Upon expiration of the notice period, you may not transfer the waste stream to that off-site treatment operation. Written certifications and revocation statements to the Administrator from the transferees of waste shall be signed by the responsible official of the certifying entity, provide the name and address of the certifying entity, and be sent to the appropriate EPA Regional Office at the addresses listed in 40 CFR 63.13. Such written certifications are not transferable by the treater to other off-site waste treatment operators.

### IMPLEMENTATION AND ENFORCEMENT

#### § 63.1097 Who implements and enforces this subpart?

(a) This subpart can be implemented and enforced by the U.S. Environmental Protection Agency (EPA), or a delegated authority such as the applicable State, local, or tribal agency. If the EPA Administrator has delegated authority to a State, local, or tribal agency, then that agency has the authority to implement and enforce this subpart. Contact the applicable EPA Regional Office to find out if this subpart is delegated.

(b) In delegating implementation and enforcement authority of this subpart to a State, local, or tribal agency under 40 CFR part 63, subpart E, the authorities contained in paragraphs (b)(1) through (5) of this section are retained by the EPA Administrator and are not transferred to the State, local, or tribal agency.

(1) Approval of alternatives to the nonopacity emissions standards in §§ 63.1085, 63.1086 and 63.1095, under § 63.6(g). Where these standards reference another subpart, the cited provisions will be delegated according to the delegation provisions of the referenced subpart.

(2) [Reserved]

(3) Approval of major changes to test methods under § 63.7(e)(2)(ii) and (f) and as defined in § 63.90.

(4) Approval of major changes to monitoring under § 63.8(f) and as defined in § 63.90.

(5) Approval of major changes to recordkeeping and reporting under § 63.10(f) and as defined in § 63.90.

TABLE 1 TO SUBPART XX OF PART 63—HAZARDOUS AIR POLLUTANTS

Hazardous air pollutant	CAS No.
Benzene .....	71432
1,3-Butadiene .....	106990
Cumene .....	98828
Ethyl benzene .....	100414
Hexane .....	110543
Naphthalene .....	91203
Styrene .....	100425
Toluene .....	108883
o-Xylene .....	95476
m-Xylene .....	108383
p-Xylene .....	106423

**Pt. 63, Subpt. XX, Table 2**

**40 CFR Ch. I (7–1–07 Edition)**

**TABLE 2 TO SUBPART XX OF PART 63—REQUIREMENTS OF 40 CFR PART 61, SUBPART FF, NOT INCLUDED IN THE REQUIREMENTS FOR THIS SUBPART AND ALTERNATE REQUIREMENTS**

If the total annual benzene quantity for waste from your facility is * * *	Do not comply with:	Instead, comply with:
1. Less than 10 Mg/yr .....	40 CFR 61.340 .....	§ 63.1093.
	40 CFR 61.342(c)(3)(ii), (d), and (e) .....	There is no equivalent requirement.
	40 CFR 61.342(f) .....	§ 61.1096.
	40 CFR 61.355(j) and (k) .....	There is no equivalent requirement.
	40 CFR 61.356(b)(2)(ii), (b)(3) through (b)(5).	There is no equivalent requirement.
	The requirement to submit the information required in 40 CFR 61.357(a) to the Administrator within 90 days after January 7, 1993.	The requirement to submit the information required in 40 CFR 61.357(a) as part of the Initial Notification required in 40 CFR 63.1110(c).
	The requirement in 40 CFR 61.357(d) to submit the information in 40 CFR 61.357(d)(1) and (d)(2) if the TAB quantity from your facility is equal to or greater than 10 Mg/yr.	The requirement to submit the information in 40 CFR 61.357(d)(1) and (d)(2) for spent caustic, dilution steam blow-down, and continuous butadiene waste streams.
	The requirement in 40 CFR 61.357(d)(1) to submit the information required in 40 CFR 63.357(d)(1) to the Administrator within 90 days after January 7, 1993.	The requirement to submit the information required in 40 CFR 61.357(d)(1) as part of the Notification of Compliance Status required in 40 CFR 63.1110(d).
2. Greater than or equal to 10 Mg/yr .....	40 CFR 61.340 .....	§ 61.1093.
	40 CFR 61.342(f) .....	§ 61.1096.
	The requirement to submit the information required in 40 CFR 61.357(a) to the Administrator within 90 days after January 7, 1993.	The requirement to submit the information required in 40 CFR 61.357(a) as part of the Initial Notification required in 40 CFR 63.1110(c).
	The requirement in 40 CFR 61.357(d) to submit the information in 40 CFR 61.357(d)(1) and (d)(2) if the TAB quantity from your facility is equal to or greater than 10 Mg/yr.	The requirement to submit the information in 40 CFR 61.357(d)(1) and (d)(2) as part of the Notification of Compliance Status required in 40 CFR 63.1110(d).

**Subpart YY—National Emission Standards for Hazardous Air Pollutants for Source Categories: Generic Maximum Achievable Control Technology Standards**

SOURCE: 64 FR 34921, June 29, 1999, unless otherwise noted.

**§ 63.1100 Applicability.**

(a) *General.* This subpart applies to source categories and affected sources specified in § 63.1103(a) through (h). The affected emission points, by source category, are summarized in table 1 of this section. This table also delineates the section and paragraph of the rule that directs an owner or operator of an affected source to source category-specific control, monitoring, record-keeping, and reporting requirements.



TABLE 1 TO § 63.1100(A)—SOURCE CATEGORY MACT <sup>A</sup> APPLICABILITY

Source category	Storage vessels	Process vents	Transfer racks	Equipment leaks	Waste-water streams	Other	Source category MACT requirements
Acetal Resins Production .....	Yes .....	Yes .....	No .....	Yes .....	Yes .....	No .....	§ 63.1103(a)
Acrylic and Modacrylic Fibers Production.	Yes .....	Yes .....	No .....	Yes .....	Yes .....	Yes <sup>b</sup> .....	§ 63.1103(b)
Carbon Black Production .....	No .....	Yes .....	No .....	No .....	No .....	No .....	§ 63.1103(f).
Cyanide Chemicals Manufacturing.	Yes .....	Yes .....	Yes .....	Yes .....	Yes .....	No .....	§ 63.1103(g).
Ethylene Production .....	Yes .....	Yes .....	Yes .....	Yes .....	Yes .....	Yes <sup>c</sup> .....	§ 63.1103(e).
Hydrogen Fluoride Production.	Yes .....	Yes .....	Yes .....	Yes .....	No .....	No .....	§ 63.1103(c)
Polycarbonate Production .....	Yes .....	Yes .....	No .....	Yes .....	Yes .....	No .....	§ 63.1103(d)
Spandex Production .....	Yes .....	Yes .....	No .....	No .....	No .....	Yes <sup>d</sup> .....	§ 63.1103(h).

<sup>a</sup> Maximum achievable control technology.

<sup>b</sup> Fiber spinning lines using spinning solution or suspension containing acrylonitrile.

<sup>c</sup> Heat exchange systems as defined in § 63.1103(e)(2).

<sup>d</sup> Fiber spinning lines.

(b) *Subpart A requirements.* The following provisions of subpart A of this part (General Provisions), §§ 63.1 through 63.5, and §§ 63.12 through 63.15, apply to owners or operators of affected sources subject to this subpart.

(c) *Research and development facilities.* The provisions of this subpart do not apply to research and development facilities, consistent with section 112(b)(7) of the Act.

(d) *Primary product determination and applicability.* The primary product of a process unit shall be determined according to the procedures specified in paragraphs (d)(1) and (2) of this section. Paragraphs (d)(3), (4), and (5) of this section discuss compliance for those process units operated as flexible operation units.

(1) If a process unit only manufactures one product, then that product shall represent the primary product of the process unit.

(2) If a process unit is designed and operated as a flexible operation unit, the primary product shall be determined as specified in paragraphs (d)(2)(i) or (ii) of this section based on the anticipated operations for the 5 years following the promulgation date for existing affected sources and for the first 5 years after initial startup for new affected sources.

(i) If the flexible operation unit will manufacture one product for the greatest percentage of operating time over the five-year period, then that product shall represent the primary product of the flexible operation unit.

(ii) If the flexible operation unit will manufacture multiple products equally based on operating time, then the product with the greatest production on a mass basis over the five-year period shall represent the primary product of the flexible operation unit.

(3) Once the primary product of a process unit has been determined to be a product produced by a source category subject to this subpart, the owner or operator of the affected source shall comply with the standards for the primary product production process unit.

(4) The determination of the primary product for a process unit, including the assessment of applicability of this subpart to process units that are designed and operated as flexible operation units, shall be reported in the Notification of Compliance Status report required by § 63.1110(a)(4) when the primary product is determined to be a product produced by a source category subject to requirements under this subpart. The Notification of Compliance Status shall include the information specified in either paragraph (d)(4)(i) or (ii) of this section. If the primary product is determined to be something other than a product produced by a source category subject to requirements under this subpart, the owner or operator shall retain information, data, and analyses used to document the basis for the determination that the primary product is not produced by a source category subject to requirements under this subpart.

(i) If the process unit manufactures only one product subject to requirements under this subpart, the identity of that product.

(ii) If the process unit is designed and operated as a flexible operation unit, the information specified in paragraphs (d)(4)(ii)(A) and (B) of this section, as appropriate.

(A) The identity of the primary product.

(B) Information concerning operating time and/or production mass for each product that was used to make the determination of the primary product under paragraph (d)(2)(i) or (ii) of this section.

(5) When a flexible operation unit that is subject to this subpart is producing a product other than a product subject to this subpart, or is producing a product subject to this subpart that is not the primary product, the owner or operator shall comply with either paragraph (d)(5) (i) or (ii) of this section for each emission point.

(i) The owner or operator shall control emissions during the production of all products in accordance with the requirements for the production of the primary product. As appropriate, the owner or operator shall demonstrate that the parameter monitoring level established for the primary product is also appropriate for those periods when products other than the primary product are being produced. Documentation of this demonstration shall be submitted in the Notification of Compliance Status report required by § 63.1110(a)(4).

(ii) The owner or operator shall determine, for the production of each product, whether control is required in accordance with the applicable criteria for the primary product in § 63.1103. If control is required, the owner or operator shall establish separate parameter monitoring levels, as appropriate, for the production of each product. The parameter monitoring levels developed shall be submitted in the Notification of Compliance Status report required by § 63.1110(a)(4).

(e) *Storage vessel ownership determination.* To determine the process unit to which a storage vessel shall belong, the owner or operator shall sequentially follow the procedures specified in para-

graphs (e)(1) through (8) of this section, stopping as soon as the determination is made.

(1) If a storage vessel is already subject to another subpart of this part on the date of promulgation for an affected source under the generic MACT, that storage vessel shall belong to the process unit subject to the other subpart.

(2) If a storage vessel is dedicated to a single process unit, the storage vessel shall belong to that process unit.

(3) If a storage vessel is shared among process units, then the storage vessel shall belong to that process unit located on the same plant site as the storage vessel that has the greatest input into or output from the storage vessel (i.e., the process unit has the predominant use of the storage vessel.)

(4) If predominant use cannot be determined for a storage vessel that is shared among process units and if only one of those process units is subject to this subpart, the storage vessel shall belong to that process unit.

(5) If predominant use cannot be determined for a storage vessel that is shared among process units and if more than one of the process units are subject to standards under this subpart that have different primary products, then the owner or operator shall assign the storage vessel to any one of the process units sharing the storage vessel.

(6) If the predominant use of a storage vessel varies from year to year, then predominant use shall be determined based on the utilization that occurred during the year preceding the date of promulgation of standards for an affected source under this subpart or based on the expected utilization for the 5 years following the promulgation date of standards for an affected source under this subpart for existing affected sources, whichever is more representative of the expected operations for that storage vessel, and based on the expected utilization for the 5 years after initial startup for new affected sources. The determination of predominant use shall be reported in the Notification of Compliance Status Report required by § 63.1110(a)(4). If the predominant use

changes, the redetermination of predominant use shall be reported in the next Periodic Report.

(7) If the storage vessel begins receiving material from (or sending material to) another process unit; ceases to receive material from (or send material to) a process unit; or if the applicability of this subpart to a storage vessel has been determined according to the provisions of paragraphs (e)(1) through (6) of this section and there is a significant change in the use of the storage vessel that could reasonably change the predominant use, the owner or operator shall reevaluate the applicability of this subpart to the storage vessel.

(8) Where a storage vessel is located at a major source that includes one or more process units that place material into, or receive materials from, the storage vessel, but the storage vessel is located in a tank farm, the applicability of this subpart shall be determined according to the provisions in paragraphs (e)(8)(i) through (iii) of this section.

(i) The storage vessel may only be assigned to a process unit that utilizes the storage vessel and does not have an intervening storage vessel for that product (or raw material, as appropriate). With respect to any process unit, an intervening storage vessel means a storage vessel connected by hard-piping to the process unit and to the storage vessel in the tank farm so that product or raw material entering or leaving the process unit flows into (or from) the intervening storage vessel and does not flow directly into (or from) the storage vessel in the tank farm.

(ii) If there is only one process unit at a major source that meets the criteria of paragraph (e)(8)(i) of this section with respect to a storage vessel, the storage vessel shall be assigned to that process unit.

(iii) If there are two or more process units at the major source that meet the criteria of paragraph (e)(8)(i) of this section with respect to a storage vessel, the storage vessel shall be assigned to one of those process units according to the provisions of paragraph (e)(6) of this section. The predominant use shall be determined among only

those process units that meet the criteria of paragraph (e)(8)(i) of this section.

(f) *Recovery operation equipment ownership determination.* To determine the process unit to which recovery equipment shall belong, the owner or operator shall sequentially follow the procedures specified in paragraphs (f)(1) through (7) of this section, stopping as soon as the determination is made.

(1) If recovery operation equipment is already subject to another subpart of this part on the date standards are promulgated for an affected source, that recovery operation equipment shall belong to the process unit subject to the other subpart.

(2) If recovery operation equipment is used exclusively by a single process unit, the recovery operation shall belong to that process unit.

(3) If recovery operation equipment is shared among process units, then the recovery operation equipment shall belong to that process unit that has the greatest input into or output from the recovery operation equipment (i.e., that process unit has the predominant use of the recovery operation equipment).

(4) If predominant use cannot be determined for recovery operation equipment that is shared among process units and if one of those process units is a process unit subject to this subpart, the recovery operation equipment shall belong to the process unit subject to this subpart.

(5) If predominant use cannot be determined for recovery operation equipment that is shared among process units and if more than one of the process units are process units that have different primary products and that are subject to this subpart, then the owner or operator shall assign the recovery operation equipment to any one of those process units.

(6) If the predominant use of recovery operation equipment varies from year to year, then the predominant use shall be determined based on the utilization that occurred during the year preceding the promulgation date of standards for an affected source under this

subpart or based on the expected utilization for the 5 years following the promulgation date for standards for an affected source under this subpart for existing affected sources, whichever is the more representative of the expected operations for the recovery operations equipment, and based on the expected utilization for the first 5 years after initial startup for new affected sources. This determination shall be reported in the Notification of Compliance Status Report required by § 63.1110(a)(4). If the predominant use changes, the redetermination of predominant use shall be reported in the next Periodic Report.

(7) If there is an unexpected change in the utilization of recovery operation equipment that could reasonably change the predominant use, the owner or operator shall redetermine to which process unit the recovery operation belongs by reperforming the procedures specified in paragraphs (f)(2) through (6) of this section.

(g) *Overlap with other regulations.* Paragraphs (g)(1) through (6) of this section specify the applicability of this subpart YY emission point requirements when other rules may apply. Where subpart YY of this part allows an owner or operator an option to comply with one or another regulation to comply with subpart YY of this part, an owner or operator must report which regulation they choose to comply with in the Notification of Compliance Status report required by § 63.1110(a)(4).

(1) *Overlap of subpart YY with other regulations for storage vessels.*

(i) After the compliance dates specified in § 63.1102, a storage vessel subject to this subpart YY that is also subject to subpart G or CC of this part is required to comply only with the provisions of this subpart YY.

(ii) After the compliance dates specified in § 63.1102, a storage vessel that must be controlled according to the requirements of this subpart and subpart Ka or Kb of 40 CFR part 60 is required to comply only with the storage vessel requirements of this subpart.

(2) *Overlap of subpart YY with other regulations for process vents.* (i) After the compliance dates specified in § 63.1102, a process vent that must be

controlled according to the requirements of this subpart and subpart G of this part is in compliance with this subpart if it complies with either set of requirements. The owner or operator must specify the rule with which they will comply in the Notification of Compliance Status report required by § 63.1110(a)(4).

(ii) After the compliance dates specified in § 63.1102, a process vent that must be controlled according to the requirements of this subpart and subpart III, RRR or NNN of 40 CFR part 60 is required to comply only with the process vent requirements of this subpart.

(3) *Overlap of this subpart YY with other regulations for transfer racks.* After the compliance dates specified in § 63.1102, a transfer rack that must be controlled according to the requirements of this subpart YY and either subpart G of this part or subpart BB of 40 CFR part 61 is required to comply only with the transfer rack requirements of this subpart YY.

(4) *Overlap of subpart YY with other regulations for equipment leaks.* (i) After the compliance dates specified in § 63.1102, equipment that must be controlled according to this subpart and 40 CFR part 60, subpart VV, or 40 CFR part 61, subpart J or subpart V, is required only to comply with the equipment leak requirements of this subpart.

(ii) After the compliance dates specified in § 63.1102, equipment that must be controlled according to this subpart and subpart H of this part is in compliance with the equipment leak requirements of this subpart if it complies with either set of requirements. The owner or operator must specify the rule with which they will comply in the Notification of Compliance Status report required by § 63.1110(a)(4).

(5) *Overlap of subpart YY with other regulations for wastewater for source categories other than ethylene production.* (i) After the compliance dates specified in § 63.1102 for an affected source subject to this subpart, a wastewater stream that is subject to the wastewater requirements of this subpart and the wastewater requirements of subparts F, G, and H of this part (collectively known as the “HON”) shall be deemed

## Environmental Protection Agency

## §63.1101

to be in compliance with the requirements of this subpart if it complies with either set of requirements. In any instance where a source subject to this subpart is colocated with a Synthetic Organic Chemical Manufacturing Industry (SOCMI) source, and a single wastewater treatment facility treats both Group 1 wastewaters and wastewater residuals from the source subject to this subpart and wastewaters from the SOCMI source, a certification by the treatment facility that they will manage and treat the waste in conformity with the specific control requirements set forth in 40 CFR 63.133 through 63.147 will also be deemed sufficient to satisfy the certification requirements for wastewater treatment under this subpart.

(ii) After the compliance dates specified in §63.1102 for an affected source subject to this subpart, a wastewater stream that is subject to control requirements in the Benzene Waste NESHAP (subpart FF of part 61 of this chapter) and this subpart is required to comply with both rules.

(6) *Overlap of subpart YY with other regulations for waste for the ethylene production source category.* (i) After the compliance date specified in §63.1102, a waste stream that is conveyed, stored, or treated in a wastewater stream management unit, waste management unit, or wastewater treatment system that receives streams subject to both the control requirements of §63.1103(e)(3) for ethylene production sources and the provisions of §§63.133 through 63.147 shall comply as specified in paragraphs (g)(6)(i)(A) through (C) of this section. Compliance with the provisions of this paragraph (g)(6)(i) shall constitute compliance with the requirements of this subpart for that waste stream.

(A) Comply with the provisions in §§63.133 through 63.137 and 63.140 for all equipment used in the storage and conveyance of the waste stream.

(B) Comply with the provisions in §§63.1103(e), 63.138, and 63.139 for the treatment and control of the waste stream.

(C) Comply with the provisions in §§63.143 through 63.148 for monitoring and inspections of equipment and for recordkeeping and reporting require-

ments. The owner or operator is not required to comply with the monitoring, recordkeeping, and reporting requirements associated with the treatment and control requirements in §§61.355 through 61.357.

(ii) After the compliance date specified in §63.1102, compliance with §63.1103(e) shall constitute compliance with the Benzene Waste Operations NESHAP (subpart FF of 40 CFR part 61) for waste streams that are subject to both the control requirements of §63.1103(e)(3) for ethylene production sources and the control requirements of 40 CFR part 61, subpart FF.

[64 FR 34921, June 29, 1999, as amended at 64 FR 63698, 63706, Nov. 22, 1999; 67 FR 46279, July 12, 2002; 70 FR 19272, Apr. 13, 2005]

### §63.1101 Definitions.

All terms used in this subpart shall have the meaning given them in the Act, in 40 CFR 63.2 (General Provisions), and in this section. The definitions in this section do not apply to waste requirements for ethylene production sources.

*Annual average concentration*, as used in the wastewater provisions, means the flow-weighted annual average concentration, as determined according to the procedures specified in §63.144(b).

*Annual average flow rate*, as used in the wastewater provisions, means the annual average flow rate, as determined according to the procedures specified in §63.144(c).

*Batch cycle* refers to manufacturing a product from start to finish in a batch unit operation.

*Batch emission episode* means a discrete venting episode that may be associated with a single unit operation. A unit operation may have more than one batch emission episode per batch cycle. For example, a displacement of vapor resulting from the charging of a vessel with organic HAP will result in a discrete emission episode. If the vessel is then heated, there may also be another discrete emission episode resulting from the expulsion of expanded vapor. Both emission episodes may occur during the same batch cycle in the same vessel or unit operation. There are possibly other emission episodes that may occur from the vessel

or other process equipment, depending on process operations.

*Batch unit operation* means a unit operation involving intermittent or discontinuous feed into equipment and, in general, involves the emptying of equipment after the batch cycle ceases and prior to beginning a new batch cycle. Mass, temperature, concentration and other properties of the process may vary with time. Addition of raw material and withdrawal of product do not simultaneously occur in a batch unit operation.

*Bottoms receiver* means a tank that collects distillation bottoms before the stream is sent for storage or for further downstream processing.

*By compound* means by individual stream components, not carbon equivalents.

*Capacity* means the volume of liquid that is capable of being stored in a storage vessel, determined by multiplying the vessel's internal cross-sectional area by the internal height of the shell.

*Closed vent system* means a system that is not open to the atmosphere and is composed of piping, ductwork, connections, and, if necessary, flow inducing devices that transport gas or vapor from an emission point to a control device. A closed vent system does not include the vapor collection system that is part of any tank truck or railcar or the loading arm or hose that is used for vapor return. For transfer racks, the closed vent system begins at, and includes, the first block valve on the downstream side of the loading arm or hose used to convey displaced vapors.

*Combined vent stream* means a process vent that is comprised of at least one gas stream from a batch unit operation manifolded with at least one gas stream from a continuous unit operation.

*Compliance equipment* means monitoring equipment used by an owner or operator of an affected source under this subpart to demonstrate compliance with an operation or emission limit standard.

*Continuous parameter monitoring system* or *CPMS* means the total equipment that may be required to meet the data acquisition and availability requirements of this subpart, and that is

used to sample, condition (if applicable), analyze, and provide a record of process or control system parameters.

*Continuous unit operation* means a unit operation where the inputs and outputs flow continuously. Continuous unit operations typically approach steady-state conditions. Continuous unit operations typically involve the simultaneous addition of raw material and withdrawal of the product.

*Control device* means, with the exceptions noted below, a combustion device, recovery device, recapture device, or any combination of these devices used to comply with this subpart or a referencing subpart. For process vents from continuous unit operations at affected sources in source categories where the applicability criteria includes a TRE index value, recovery devices are not considered to be control devices. Primary condensers on steam strippers or fuel gas systems are not considered to be control devices.

*Day* means a calendar day.

*Distillate receiver* means overhead receivers, overhead accumulators, reflux drums, and condenser(s) including ejector condenser(s) associated with a distillation unit.

*Distillation unit* means a device or vessel in which one or more feed streams are separated into two or more exit streams, each exit stream having component concentrations different from those in the feed stream(s). The separation is achieved by the redistribution of the components between the liquid and the vapor phases by vaporization and condensation as they approach equilibrium within the distillation unit. Distillation unit includes the distillate receiver, reboiler, and any associated vacuum pump or steam jet.

*Emission point* means an individual process vent, storage vessel, transfer rack, wastewater stream, kiln, fiber spinning line, equipment leak, or other point where a gaseous stream is released.

*Equipment* means each of the following that is subject to control under this subpart: pump, compressor, agitator, pressure relief device, sampling collection system, open-ended valve or line, valve, connector, instrumentation

system in organic hazardous air pollutant service as defined in §63.1103 for the applicable process unit, whose primary product is a product produced by a source category subject to this subpart.

*Equivalent method* means any method of sampling and analysis for an air pollutant that has been demonstrated to the Administrator's satisfaction to have a consistent and quantitatively known relationship to the reference method, under specified conditions.

*Excess emissions* means emissions in excess of those that would have occurred if there were no start-up, shut-down, or malfunction and the owner or operator complied with the relevant provisions of this subpart.

*Final recovery device* means the last recovery device on a process vent stream from a continuous unit operation at an affected source in a source category where the applicability criteria includes a TRE index value. The final recovery device usually discharges to a combustion device, recapture device, or directly to the atmosphere.

*Flexible operation unit* means a process unit that manufactures different chemical products periodically by alternating raw materials or operating conditions.

*Fuel gas* means gases that are combusted to derive useful work or heat.

*Fuel gas system* means the offsite and onsite piping and flow and pressure control system that gathers gaseous stream(s) generated by onsite operations, may blend them with other sources of gas, and transports the gaseous stream for use as a fuel gas in combustion devices or in-process combustion equipment, such as furnaces and gas turbines, either singly or in combination.

*Group 1 wastewater stream* means a process wastewater stream at an existing or new source that meets the criteria for Group 1 status in §63.132(c).

*Group 2 wastewater stream* means a process wastewater stream that does not meet the definition of a Group 1 wastewater stream.

*Halogens and hydrogen halides* means hydrogen chloride (HCl), chlorine (Cl<sub>2</sub>), hydrogen bromide (HBr), bromine (Br<sub>2</sub>), and hydrogen fluoride (HF).

*Impurity* means a substance that is produced coincidentally with the primary product, or is present in a raw material. An impurity does not serve a useful purpose in the production or use of the primary product and is not isolated.

*Initial startup* means, for new sources, the first time the source begins production. For additions or changes not defined as a new source by this subpart, initial startup means the first time additional or changed equipment is put into operation. Initial startup does not include operation solely for testing equipment. Initial startup does not include subsequent startup (as defined in this section) of process units following malfunctions or process unit shut-downs. Except for equipment leaks, initial startup also does not include subsequent startups (as defined in this section) of process units following changes in product for flexible operation units or following recharging of equipment in batch unit operations.

*Low throughput transfer rack* means a transfer rack that transfers less than a total of 11.8 million liters per year of liquid containing regulated HAP.

*Maintenance wastewater* means wastewater generated by the draining of process fluid from components in the process unit, whose primary product is a product produced by a source category subject to this subpart, into an individual drain system prior to or during maintenance activities. Maintenance wastewater can be generated during planned and unplanned shut-downs and during periods not associated with a shutdown. Examples of activities that can generate maintenance wastewaters include descaling of heat exchanger tubing bundles, cleaning of distillation column traps, draining of low legs and high point bleeds, draining of pumps into an individual drain system, and draining of portions of the process unit, whose primary product is a product produced by a source category subject to this subpart, for repair.

*Malfunction* means any sudden, infrequent, and not reasonably preventable failure of air pollution control equipment, process equipment, or a process to operate in a normal or usual manner which causes, or has the potential to

cause, the emission limitations in an applicable standard to be exceeded. Failures that are caused in part by poor maintenance or careless operation are not malfunctions.

*Maximum true vapor pressure* means the equilibrium partial pressure exerted by the total organic HAP in the stored or transferred liquid at the temperature equal to the highest calendar-month average of the liquid storage or transfer temperature for liquids stored or transferred above or below the ambient temperature or at the local maximum monthly average temperature as reported by the National Weather Service for liquids stored or transferred at the ambient temperature, as determined:

(1) In accordance with methods described in American Petroleum Institute Publication 2517, Evaporation Loss From External Floating-Roof Tanks (incorporated by reference as specified in § 63.14 of subpart A of this part); or

(2) As obtained from standard reference texts; or

(3) As determined by the American Society for Testing and Materials Method D2879-83 (incorporated by reference as specified in § 63.14 of subpart A of this part); or

(4) Any other method approved by the Administrator.

*Oil-water separator* or *organic-water separator* means a waste management unit, generally a tank used to separate oil or organics from water. An oil-water or organic-water separator consists of not only the separation unit but also the forebay and other separator basins, skimmers, weirs, grit chambers, sludge hoppers, and bar screens that are located directly after the individual drain system and prior to additional waste management units such as an air flotation unit, clarifier, or biological treatment unit. Examples of an oil-water or organic-water separator include, but are not limited to, an American Petroleum Institute separator, parallel-plate interceptor, and corrugated-plate interceptor with the associated ancillary equipment.

*On-site* means, with respect to records required to be maintained by this subpart, a location within a plant site that encompasses the affected

source. On-site includes, but is not limited to, the affected source to which the records pertain, or central files elsewhere at the plant site.

*Organic hazardous air pollutant* or *organic HAP* means any organic chemicals that are also HAP.

*Permitting authority* means one of the following:

(1) The State air pollution control agency, local agency, other State agency, or other agency authorized by the Administrator to carry out a permit program under part 70 of this chapter; or

(2) The Administrator, in the case of EPA-implemented permit programs under title V of the Act (42 U.S.C. 7661) and part 71 of this chapter.

*Plant site* means all contiguous or adjoining property that is under common control, including properties that are separated only by a road or other public right-of-way. Common control includes properties that are owned, leased, or operated by the same entity, parent entity, subsidiary, or any combination thereof.

*Point of determination* means each point where process wastewater exits the process unit, whose primary product is a product produced by a source category subject to this subpart.

**NOTE TO DEFINITION FOR POINT OF DETERMINATION:** The regulation allows determination of the characteristics of a wastewater stream at the point of determination or downstream of the point of determination if corrections are made for changes in flow rate and annual average concentration of Table 9 compounds (as defined under this subpart) as determined in § 63.144. Such changes include losses by air emissions, reduction of annual average concentration or changes in flow rate by mixing with other water or wastewater streams, and reduction in flow rate or annual average concentration by treating or otherwise handling the wastewater stream to remove or destroy hazardous air pollutants.

*Process condenser* means a condenser whose primary purpose is to recover material as an integral part of a process. The condenser must support a vapor-to-liquid phase change for periods of source equipment operation that are above the boiling or bubble point of substance(s). Examples of process condensers include distillation condensers, reflux condensers, process condensers in line prior to the vacuum source, and



process condensers used in stripping or flashing operations.

*Process unit* means the equipment assembled and connected by pipes or ducts to process raw and/or intermediate materials and to manufacture an intended product. A process unit includes more than one unit operation.

*Process unit shutdown* means a work practice or operational procedure that stops production from a process unit, or part of a process unit during which practice or procedure it is technically feasible to clear process material from the process unit, or part of the process unit, consistent with safety constraints and during which repairs can be effected. The following are not considered process unit shutdowns:

- (1) An unscheduled work practice or operational procedure that stops production from a process unit, or part of a process unit, for less than 24 hours.
- (2) An unscheduled work practice or operational procedure that would stop production from a process unit, or part of a process unit, for a shorter period of time than would be required to clear the process unit, or part of the process unit, of materials and start up the unit and result in greater emissions than delay of repair of leaking components until the next scheduled process unit shutdown.
- (3) The use of spare equipment and technically feasible bypassing of equipment without stopping production.

*Process vent* means the point of discharge to the atmosphere (or the point of entry into a control device, if any) of a gas stream from a unit operation within a source category subject to this subpart.

Process vent excludes the following gas stream discharges:

- (1) Relief valve discharges;
- (2) Leaks from equipment subject to this subpart;
- (3) Gas streams exiting a control device complying with this subpart;
- (4) Gas streams transferred to other processes (on-site or off-site) for reaction or other use in another process (i.e., for chemical value as a product, isolated intermediate, byproduct, or co-product for heat value);
- (5) Gas streams transferred for fuel value (i.e., net positive heating value),

use, reuse, or sale for fuel value, use, or reuse;

(6) Gas streams from storage vessels or transfer racks subject to this subpart;

(7) Gas streams from waste management units subject to this subpart;

(8) Gas streams from wastewater streams subject to this subpart;

(9) Gas streams exiting process analyzers; and

(10) Gas stream discharges that contain less than or equal to 0.005 weight-percent total organic HAP.

*Process wastewater* means wastewater which, during manufacturing or processing, comes into direct contact with or results from the production or use of any raw material, intermediate product, finished product, by-product, or waste product. Examples are product tank drawdown or feed tank drawdown, water formed during a chemical reaction or used as a reactant, water used to wash impurities from organic products or reactants, equipment washes between batches in a batch process, water used to cool or quench organic vapor streams through direct contact, and condensed steam from jet ejector systems pulling vacuum on vessels containing organics.

*Process wastewater stream* means a stream that contains process wastewater.

*Product* means a compound or chemical which is manufactured as the intended product of the applicable production process unit as defined in §63.1103. By-products, isolated intermediates, impurities, wastes, and trace contaminants are not considered products.

*Recapture device* means an individual unit of equipment capable of and used for the purpose of recovering chemicals, but not normally for use, reuse, or sale. For example, a recapture device may recover chemicals primarily for disposal. Recapture devices include, but are not limited to, absorbers, carbon adsorbers, and condensers. For purposes of the monitoring, recordkeeping, and reporting requirements of this subpart, recapture devices are considered recovery devices.

*Recovery device* means an individual unit of equipment capable of and normally used for the purpose of recovering chemicals for fuel value (i.e., net positive heating value), use, reuse, or for sale for fuel value. Examples of equipment that may be recovery devices include absorbers, carbon adsorbers, condensers, oil-water separators or organic-water separators, or organic removal devices such as decanters, strippers, or thin-film evaporation units. For purposes of the monitoring, recordkeeping, and reporting requirements of this subpart, recapture devices are considered recovery devices.

*Research and development facility* means laboratory and pilot plant operations whose primary purpose is to conduct research and development into new processes and products, where the operations are under the close supervision of technically trained personnel, and is not engaged in the manufacture of products for commercial sale, except in a de minimis manner.

*Shutdown* means the cessation of operation of an affected source or equipment that is used to comply with this subpart, or the emptying and degassing of a storage vessel. For the purposes of this subpart, shutdown includes, but is not limited to, periodic maintenance, replacement of equipment, or repair. Shutdown does not include the routine rinsing or washing of equipment in batch operation between batches. Shutdown includes the decoking of ethylene production unit furnaces.

*Startup* means the setting into operation of a regulated source and/or equipment required or used to comply with this subpart. Startup includes initial startup, operation solely for testing equipment, the recharging of equipment in batch operation, and transitional conditions due to changes in product for flexible operation units.

*Storage vessel or tank*, for the purposes of regulation under the storage vessel provisions of this subpart, means a stationary unit that is constructed primarily of nonearthen materials (such as wood, concrete, steel, fiberglass, or plastic) that provides structural support and is designed to hold an accumulation of liquids or other materials. Storage vessel includes

surge control vessels and bottoms receiver vessels. For the purposes of regulation under the storage vessel provisions of this subpart, storage vessel does not include vessels permanently attached to motor vehicles such as trucks, railcars, barges, or ships; pressure vessels designed to operate in excess of 204.9 kilopascals and without emissions to the atmosphere; or wastewater storage vessels. Wastewater storage vessels are covered under the wastewater provisions of § 63.1106.

*Subsequent startup* means any setting into operation of a regulated source and/or equipment required or used to comply with this subpart following the initial startup.

*Surge control vessel* means a feed drum, recycle drum, or intermediate vessel. Surge control vessels are used within a process unit (as defined in this subpart) when in-process storage, mixing, or management of flow rates or volumes is needed to assist in production of a product.

*Table 9 compounds* means compounds listed in Table 9 of subpart G of this part.

*Total organic compounds or (TOC)* means the total gaseous organic compounds (minus methane and ethane) in a vent stream, with the concentrations expressed on a carbon basis.

*Total resource effectiveness index value or TRE index value* means a measure of the supplemental total resource requirement per unit reduction of organic HAP associated with a process vent stream, based on vent stream flow rate, emission rate of organic HAP, net heating value, and corrosion properties (whether or not the vent stream contains halogenated compounds), as quantified by the equations given under § 63.1104(j).

*Transfer rack* means a single system used to fill bulk cargo tanks mounted on or in a truck or railcar. A transfer rack includes all loading arms, pumps, meters, shutoff valves, relief valves, and other piping and equipment necessary for the transfer operation. Transfer equipment and operations that are physically separate (i.e., do not share common piping, valves, and other equipment) are considered to be separate transfer racks.

*Unit operation* means distinct equipment used in processing, among other things, to prepare reactants, facilitate reactions, separate and purify products, and recycle materials. Equipment used for these purposes includes, but is not limited to, reactors, distillation columns, extraction columns, absorbers, decanters, dryers, condensers, and filtration equipment.

*Vapor balancing system* means a piping system that is designed to collect organic HAP vapors displaced from tank trucks or railcars during loading; and to route the collected organic HAP vapors to the storage vessel from which the liquid being loaded originated, or to compress collected organic HAP vapors and commingle with the raw feed of a production process unit.

*Wastewater* is either a process wastewater or a maintenance wastewater and means water that:

(1) Contains either:

(i) An annual average concentration of Table 9 compounds (as defined under this subpart) of at least 5 parts per million by weight at the point of determination and has an annual average flow rate of 0.02 liter per minute or greater, or

(ii) An annual average concentration of Table 9 compounds (as defined under this subpart) of at least 10,000 parts per million by weight at the point of determination at any flow rate, and that

(2) Is discarded from a process unit, whose primary product is a product produced by a source category subject to this subpart.

*Wastewater stream* means a stream that contains wastewater.

[64 FR 34921, June 29, 1999, as amended at 64 FR 63699, 63706, Nov. 22, 1999; 66 FR 55847, Nov. 2, 2001; 67 FR 39305, June 7, 2002; 67 FR 46280, July 12, 2002; 71 FR 20458, Apr. 20, 2006]

#### § 63.1102 Compliance schedule.

(a) *General requirements.* Affected sources, as defined in § 63.1103(a)(1)(i) for acetyl resins production, § 63.1103(b)(1)(i) for acrylic and modacrylic fiber production, § 63.1103(c)(1)(i) for hydrogen fluoride production, § 63.1103(d)(1)(i) for polycarbonate production, § 63.1103(e)(1)(i) for ethylene production, § 63.1103(f)(1)(i) for carbon black production, § 63.1103(g)(1)(i) for cyanide chemi-

cals manufacturing, or § 63.1103(h)(1)(i) for spandex production shall comply with the appropriate provisions of this subpart and the subparts referenced by this subpart according to the schedule in paragraph (a)(1) or (2) of this section, as appropriate. Proposal and effective dates are specified in Table 1 to this section.

(1) *Compliance dates for new and reconstructed sources.* (i) The owner or operator of a new or reconstructed affected source that commences construction or reconstruction after the proposal date, and that has an initial startup before the effective date of standards for an affected source, shall comply with this subpart no later than the applicable effective date in Table 1 to § 63.1102 of this section.

(ii) The owner or operator of a new or reconstructed affected source that has an initial startup after the applicable effective date in Table 1 to § 63.1102 of this section shall comply with this subpart upon startup of the source.

(iii) The owner or operator of an affected source that commences construction or reconstruction after the proposal date, but before the effective date in Table 1 to this section, shall comply with this subpart no later than the date 3 years after the effective date if the conditions in paragraphs (a)(1)(iii) (A) and (B) of this section are met.

(A) The promulgated standards are more stringent than the proposed standards.

(B) The owner or operator complies with this subpart as proposed during the 3-year period immediately after the effective date of standards for the affected source.

(2) *Compliance dates for existing sources.* (i) The owner or operator of an existing affected source shall comply with the requirements of this subpart within 3 years after the effective date of standards for the affected source.

(ii) The owner or operator of an area source that increases its emissions of (or its potential to emit) HAP such that the source becomes a major source shall be subject to the relevant standards for existing sources under this subpart. Such sources shall comply with the relevant standards within 3 years of becoming a major source.

(b) [Reserved].

TABLE 1 TO § 63.1102—SOURCE CATEGORY PROPOSAL AND EFFECTIVE DATES

Source category	Proposal date	Effective date
(a) Acetal Resins Production .....	October 14, 1998 .....	June 29, 1999.
(b) Acrylic and Modacrylic Fibers Production .....	October 14, 1998 .....	June 29, 1999.
(c) Hydrogen Fluoride Production .....	October 14, 1998 .....	June 29, 1999.
(d) Polycarbonate Production .....	October 14, 1998 .....	June 29, 1999.
(e) Ethylene Production .....	December 6, 2000 .....	July 12, 2002.
(f) Carbon Black Production .....	December 6, 2000 .....	July 12, 2002.
(g) Cyanide Chemicals Manufacturing .....	December 6, 2000 .....	July 12, 2002.
(h) Spandex Production .....	December 6, 2000 .....	July 12, 2002.

[67 FR 46280, July 12, 2002]

**§ 63.1103 Source category-specific applicability, definitions, and requirements.**

(a) *Acetal resins production applicability, definitions, and requirements*—(1) *Applicability*—(i) *Affected source*. For the acetal resins production source category (as defined in paragraph (a)(2) of this section), the affected source shall comprise all emission points, in combination, listed in paragraphs (a)(1)(i)(A) through (D) of this section, that are associated with an acetal resins production process unit located at a major source, as defined in section 112(a) of the Clean Air Act (Act).

(A) All storage vessels that store liquids containing organic HAP. For purposes of regulation, surge control vessels and bottoms receivers that are located as part of the process train prior to the polymer reactor are to be regulated under the front-end process vent provisions.

(B) All process vents from continuous unit operations (front end process vents and back end process vents).

(C) All wastewater streams associated with the acetal resins production process unit as defined in (a)(2) of this section.

(D) Equipment (as defined in § 63.1101 of this subpart) that contains or contacts organic HAP.

(ii) *Compliance schedule*. The compliance schedule for affected sources as defined in paragraph (a)(1)(i) of this section is specified in § 63.1102(a).

(2) *Definitions*.

*Acetal resins production* means the production of homopolymers and/or copolymers of alternating oxymethylene units. Acetal resins are also known as polyoxymethylenes, polyacetals, and

aldehyde resins. Acetal resins are generally produced by polymerizing formaldehyde (HCHO) with the methylene functional group (CH<sub>2</sub>) and are characterized by repeating oxymethylene units (CH<sub>2</sub>O) in the polymer backbone.

*Back end process vent* means any process vent from a continuous unit operation that is not a front end process vent up to the final separation of raw materials and by-products from the stabilized polymer.

*Front end process vent* means any process vent from a continuous unit operation involved in the purification of formaldehyde feedstock for use in the acetal homopolymer process. All front end process vents are restricted to those vents that occur prior to the polymer reactor.

(3) *Requirements*. Table 1 of this section specifies the acetal resins production standards applicability for existing and new sources. Applicability assessment procedures and methods are specified in §§ 63.1104 through 63.1107. An owner or operator of an affected source is not required to perform tests, TRE calculations or other applicability assessment procedures if they opt to comply with the most stringent requirements for an applicable emission point pursuant to this subpart. General compliance, recordkeeping, and reporting requirements are specified in §§ 63.1108 through 63.1112. Procedures for approval of alternative means of emission limitations are specified in § 63.1113. The owner or operator must control organic HAP emissions from each affected source emission point by meeting the applicable requirements specified in table 1 of this section.

Environmental Protection Agency

§ 63.1103

TABLE 1 TO § 63.1103(A)—WHAT ARE MY REQUIREMENTS IF I OWN OR OPERATE AN ACETAL RESINS PRODUCTION EXISTING OR NEW AFFECTED SOURCE?

If you own or operate. . .	And if. . .	Then you must. . .
1. A storage vessel with: 34 cubic meters < capacity.	The maximum true vapor pressure of organic HAP > 17.1 kilopascals (for existing sources) or > 11.7 kilopascals (for new sources).	a. Reduce emissions of total organic HAP by 95 weight-percent by venting emissions through a closed vent system to any combination of control devices meeting the requirements of subpart SS (national emission standards for closed vent systems, control devices, recovery devices, and routing to a fuel gas system or a process), as specified in § 63.982(a)(1) (storage vessel requirements) of this part; or b. Comply with the requirements of subpart WW (national emission standards for storage vessels (control level 2)) of this part.
2. A front end process vent from continuous unit operations.	.....	a. Reduce emissions of total organic HAP by using a flare meeting the requirements of subpart SS of this part; or b. Reduce emissions of total organic HAP by 60 weight-percent, or reduce TOC to a concentration of 20 parts per million by volume, whichever is less stringent, by venting emissions through a closed vent system to any combination of control devices meeting the requirements of subpart SS, as specified in § 63.982(a)(2) (process vent requirements) of this part.
3. A back end process vent from continuous unit operations.	The vent stream has a TRE <sup>a</sup> < 1.0 .....	a. Reduce emissions of total organic HAP by using a flare meeting the requirements of subpart SS of this part; or b. Reduce emissions of total organic HAP by 98 weight-percent, or reduce TOC to a concentration of 20 parts per million by volume, whichever is less stringent, by venting emissions through a closed vent system to any combination of control devices meeting the requirements of subpart SS, as specified in § 63.982(a)(2) (process vent requirements) of this part; or c. Achieve and maintain a TRE index value greater than 1.0.
4. A back end process vent from continuous unit operations.	$1.0 \leq \text{TRE}^a \leq 4.0$ .....	Monitor and keep records of equipment operating parameters specified to be monitored under subpart SS, §§ 63.990(c) (absorber, condenser, and carbon adsorber monitoring) or 63.995(c) (other noncombustion systems used as a control device monitoring) of this part.
5. Equipment as defined under § 63.1101	The equipment contains or contacts $\geq 10$ weight-percent organic HAP <sup>b</sup> , and operates $\leq 300$ hours per year.	Comply with the requirements of subpart TT (national emission standards for equipment leaks (control level 1)) or subpart UU (national emission standards for equipment leaks (control level 2)) of this part.
6. An acetal resins production process unit that generates process wastewater.	The process wastewater stream is a Group 1 or Group 2 wastewater stream.	Comply with the requirements of § 63.1106(a).
7. An acetal resins production process unit that generates maintenance wastewater.	The maintenance wastewater contains organic HAP.	Comply with the requirements of § 63.1106(b).
8. An item of equipment listed in § 63.1106(c)(1).	The item of equipment meets the criteria specified in § 63.1106(c)(1) through (3) and either (c)(4)(i) or (ii).	Comply with the requirements in Table 35 of subpart G of this part.

<sup>a</sup> The TRE is determined according to the procedures specified in § 63.1104(j).

<sup>b</sup> The weight-percent organic HAP is determined for equipment according to procedures specified in § 63.1107.

(b) *Acrylic and modacrylic fiber production applicability, definitions, and requirements*—(1) *Applicability*—(i) *Affected source*. For the acrylic fibers and modacrylic fibers production (as defined in paragraph (b)(2) of this section) source category, the affected source shall comprise all emission points, in combination, listed in paragraphs (b)(1)(i)(A) through (E) of this section, that are associated with a suspension or solution polymerization process unit that produces acrylic and modacrylic fiber located at a major source as defined in section 112(a) of the Act.

(A) All storage vessels that store liquid containing acrylonitrile or organic HAP.

(B) All process vents from continuous unit operations.

(C) All wastewater streams associated with the acrylic and modacrylic fibers production process unit as defined in (b)(2) of this section.

(D) Equipment (as defined in § 63.1101 of this subpart) that contains or contacts acrylonitrile or organic HAP.

(E) All acrylic and modacrylic fiber spinning lines using a spinning solution or suspension having organic acrylonitrile or organic HAP. For the purposes of implementing this paragraph, a spinning line includes the spinning solution filters, spin bath, and the equipment used downstream of the spin bath to wash, dry, or draw the spun fiber.

(ii) *Compliance schedule*. The compliance schedule, for affected sources as defined in paragraph (b)(1)(i) of this section, is specified in § 63.1102(a).

(2) *Definitions*.

*Acrylic fiber* means a manufactured synthetic fiber in which the fiber-forming substance is any long-chain synthetic polymer composed of at least 85 percent by weight of acrylonitrile units.

*Acrylic and modacrylic fibers production* means the production of either of the following synthetic fibers composed of acrylonitrile units:

(i) Acrylic fiber.

(ii) Modacrylic fiber.

*Acrylonitrile solution polymerization* means a process where acrylonitrile and comonomers are dissolved in a solvent to form a polymer solution (typi-

cally polyacrylonitrile). The polyacrylonitrile is soluble in the solvent. In contrast to suspension polymerization, the resulting reactor polymer solution (spin dope) is filtered and pumped directly to the fiber spinning process.

*Acrylonitrile suspension polymerization* means a polymerization process where small drops of acrylonitrile and comonomers are suspended in water in the presence of a catalyst where they polymerize under agitation. Solid beads of polymer are formed in this suspension reaction which are subsequently filtered, washed, refiltered, and dried. The beads must be subsequently redissolved in a solvent to create a spin dope prior to introduction to the fiber spinning process.

*Fiber spinning line* means the group of equipment and process vents associated with acrylic or modacrylic fiber spinning operations. The fiber spinning line includes (as applicable to the type of spinning process used) the blending and dissolving tanks, spinning solution filters, wet spinning units, spin bath tanks, and the equipment used downstream of the spin bath to wash, dry, or draw the spun fiber.

*Modacrylic fiber* means a manufactured synthetic fiber in which the fiber-forming substance is any long-chain synthetic polymer composed of at least 35 percent by weight of acrylonitrile units but less than 85 percent by weight of acrylonitrile units.

*Spin dope* means the liquid mixture of polymer and solvent that is fed to the spinneret to form the acrylic and modacrylic fibers.

(3) *Requirements*. An owner or operator of an affected source must comply with the requirements of paragraph (b)(3)(i) or (ii) of this section.

(i) Table 2 of this section specifies the acrylic and modacrylic fiber production source category control requirement applicability for both existing and new sources. Applicability assessment procedures and methods are specified in §§ 63.1104 through 63.1107. An owner or operator of an affected source is not required to perform tests, or other applicability assessment procedures if they opt to comply with the most stringent requirements for an applicable emission point pursuant to

## Environmental Protection Agency

## § 63.1103

this subpart. General compliance, recordkeeping, and reporting requirements are specified in §§ 63.1108 through 63.1112. Procedures for approval of alternative means of emission limitations are specified in § 63.1113. The

owner or operator must control organic HAP emissions from each affected source emission point by meeting the applicable requirements specified in table 2 of this section.

TABLE 2 TO § 63.1103(b)(3)(i)—WHAT ARE MY REQUIREMENTS IF I OWN OR OPERATE AN ACRYLIC AND MODACRYLIC FIBER PRODUCTION EXISTING OR NEW AFFECTED SOURCE AND AM COMPLYING WITH PARAGRAPH (b)(3)(i) OF THIS SECTION?

If you own or operate...	And if...	Then you must...
1. A storage vessel .....	The stored material is acrylonitrile .....	<p>a. Reduce emissions of acrylonitrile by 98 weight-percent by venting emissions through a closed vent system to any combination of control device meeting the requirements of subpart SS (national emission standards for closed vent systems, control devices, recovery devices, and routing to a fuel gas system or a process), as specified in § 63.982(a)(1) (storage vessel requirements) of this part, or 95 weight-percent or greater by venting through a closed vent system to a recovery device meeting the requirements of subpart SS (national emission standards for closed vent systems, control devices, recovery devices, and routing to a fuel gas system or a process), § 63.993 (recovery device requirements) of this part; or</p> <p>b. Comply with the requirements of subpart WW (national emission standards for storage vessels (control level 2)) of this part.</p>
2. A process vent from continuous unit operations (halogenated).	The vent stream has a mass emission rate of halogen atoms contained in organic compounds $\geq 0.45$ kilograms per hour <sup>a</sup> and an acrylonitrile concentration $\geq 50$ parts per million by volume <sup>b</sup> and an average flow rate $\geq 0.005$ cubic meters per minute.	<p>a. Reduce emissions of acrylonitrile or TOC as specified for nonhalogenated process vents from continuous unit operations (other than by using a flare) by venting emissions through a closed vent system to a halogen reduction device meeting the requirements of subpart SS, § 63.994 (halogen reduction devices requirements) of this part that reduces hydrogen halides and halogens by 99 weight-percent or to less than 0.45 kilograms per year, whichever is less stringent; or</p> <p>b. Reduce the process vent halogen atom mass emission rate to less than 0.45 kilograms per hour by venting emissions through a closed vent system to a halogen reduction device meeting the requirements of subpart SS, § 63.994 (halogen reduction devices requirements) of this part and then complying with the requirements specified for process vents from continuous unit operations (nonhalogenated).</p>

TABLE 2 TO § 63.1103(b)(3)(i)—WHAT ARE MY REQUIREMENTS IF I OWN OR OPERATE AN ACRYLIC AND MODACRYLIC FIBER PRODUCTION EXISTING OR NEW AFFECTED SOURCE AND AM COMPLYING WITH PARAGRAPH (b)(3)(i) OF THIS SECTION?—Continued

If you own or operate...	And if...	Then you must...
3. A process vent from continuous unit operations (nonhalogenated).	The vent steam has a mass emission rate of halogen atoms contained in organic compounds <0.45 kilograms per hour <sup>a</sup> , and an acrylonitrile concentration ≥50 parts per million by volume <sup>b</sup> and an average flow rate ≥0.005 cubic meters per minute.	a. Reduce emissions of acrylonitrile by using a flare meeting the requirements of subpart SS, § 63.987 (flare requirements) of this part or b. Reduce emissions of acrylonitrile by 98 weight-percent, or reduce TOC to a concentration of 20 parts per million by volume, whichever is less stringent, by venting emissions through a closed vent system to any combination of control devices meeting the requirements of subpart SS (national emission standards for closed vent systems, control devices, recovery devices, and routing to a fuel gas system or a process), as specified in § 63.982(a)(2) (process vent requirements) of this part.
4. A fiber spinning line that is a new or reconstructed source.	The lines use a spin dope produced from either a suspension polymerization process or solution polymerization process.	a. Reduce acrylonitrile emissions by 85 weight-percent or more. (For example, by enclosing the spinning and washing areas of the spinning line (as specified in paragraph (b)(4) of this section) and venting through a closed vent system and using any combination of control devices meeting the requirements of subpart SS, as specified in § 63.982(a), of this part); or b. Reduce acrylonitrile emissions from the spinning line to less than or equal to 0.25 kilograms of acrylonitrile per megagram (0.5 pounds of acrylonitrile per ton) of acrylic and modacrylic fiber produced; or c. Reduce the AN concentration of the spin dope to less than 100 ppmw.
5. A fiber spinning line that is an existing source.	The spinning line uses a spin dope produced from a solution polymerization process.	Maintain records and report emissions as specified in §§ 63.1109 through 63.1110. Control of spinning line AN emissions is not required
6. A fiber spinning line that is an existing source.	The spinning line uses a spin dope produced from a suspension polymerization process.	a. Reduce the AN concentration of the spin dope to less than 100 ppmw <sup>b</sup> , or b. Reduce acrylonitrile emissions from the spinning line to less than or equal to 0.025 kilograms of acrylonitrile per megagram of acrylic and modacrylic fiber produced.
7. Equipment as defined under § 63.1101	It contains or contacts ≥10 weight-percent acrylonitrile <sup>c</sup> , and operates ≥300 hours per year.	Comply with the requirements of subpart TT (national emission standards for equipment leaks (control level 1)) or subpart UU (national emission standards for equipment leaks (control level 2)) of this part.
8. An acrylic and modacrylic fiber production process unit that generates process wastewater.	The process wastewater stream is a Group 1 or Group 2 wastewater stream.	Comply with the requirements of § 63.1106(a).
9. An acrylic and modacrylic fiber production process unit that generates maintenance wastewater.	The maintenance wastewater contains organic HAP.	Comply with the requirements of § 63.1106(b).
10. An item of equipment listed in § 63.1106(c)(1).	The item of equipment meets the criteria specified in § 63.1106(c)(1) through (3) and either (c)(4)(i) or (ii).	Comply with the requirements in Table 35 of subpart G of this part.

<sup>a</sup>The mass emission rate of halogen atoms contained in organic compounds is determined according to the procedures specified in § 63.1104(i).

<sup>b</sup>The percent by weight organic HAP is determined according to the procedures specified in § 63.1107.

<sup>c</sup>The weight-percent organic HAP is determined for equipment according to procedures specified in § 63.1107.



(ii) The owner or operator must control organic HAP emissions from the acrylic and modacrylic fibers production facility by meeting the applicable requirements specified in table 3 of this section. The owner or operator must determine the facility acrylonitrile emission rate using the procedures specified in paragraph (b)(5) of this section. Applicability assessment procedures and methods are specified in §§ 63.1104 through 63.1107. An owner or

operator of an affected source does not have to perform tests, TRE calculations or other applicability assessment procedures if they opt to comply with the most stringent requirements for an applicable emission point pursuant to this subpart. General compliance, recordkeeping, and reporting requirements are specified in §§ 63.1108 through 63.1112. Procedures for approval of alternative means of emission limitations are specified in § 63.1113.

TABLE 3 TO § 63.1103(B)(3)(II)—WHAT ARE MY REQUIREMENTS IF I OWN OR OPERATE AN ACRYLIC AND MODACRYLIC FIBER PRODUCTION EXISTING OR NEW AFFECTED SOURCE AND AM COMPLYING WITH PARAGRAPH (B)(3)(II) OF THIS SECTION?

If you own or operate...	Then you must control total organic HAP emissions from the affected source by...
1. An acrylic and modacrylic fibers production affected source and your facility is an existing source.	Meeting all of following requirements: a. Reduce total acrylonitrile emissions from all affected storage vessels, process vents, wastewater streams associated with the acrylic and modacrylic fibers production process unit as defined in paragraph (b)(2) of this section, and fiber spinning lines operated in your acrylic and modacrylic fibers production facility to less than or equal to 0.5 kilograms (kg) of acrylonitrile per megagram (Mg) of fiber produced. b. Determine the facility acrylonitrile emission rate in accordance with the requirements specified in paragraph (b)(5) of this section.
2. An acrylic and modacrylic fibers production affected source and your facility is a new source.	Meeting all of following requirements: a. Reduce total acrylonitrile emissions from all affected storage vessels, process vents, wastewater streams associated with the acrylic and modacrylic fibers production process unit as defined in paragraph (b)(2) of this section, and fiber spinning lines operated in your acrylic and modacrylic fibers production facility to less than or equal to 0.25 kilograms (kg) of acrylonitrile per megagram (Mg) of fiber produced. b. Determine the facility acrylonitrile emission rate in accordance with the requirements specified in paragraph (b)(5) of this section.
3. Equipment as defined under § 63.1101 and it contains or contacts > 10 weight-percent acrylonitrile, <sup>a</sup> and operates > 300 hours per year.	Meeting either of the following standards for equipment leaks: a. Comply with subpart TT of this part; or b. Comply with subpart UU of this part.

<sup>a</sup> The weight-percent organic HAP is determined for equipment according to procedures specified in § 63.1107.

(4) *Fiber spinning line enclosure requirements.* For an owner or operator of a new or modified source electing to comply with paragraph (b)(3)(i) of this section, the fiber spinning line enclosure must be designed and operated to meet the requirements specified in paragraphs (b)(4)(i) through (iv) of this section.

(i) The enclosure must cover the spinning and washing areas of the spinning line.

(ii) The enclosure must be designed and operated in accordance with the criteria for a permanent total enclosure as specified in “Procedure T—Criteria for and Verification of a Permanent or Temporary Total Enclosure” in 40 CFR 52.741, Appendix B.

(iii) The enclosure may have permanent or temporary openings to allow

worker access; passage of material into or out of the enclosure by conveyor, vehicles, or other mechanical means; entry of permanent mechanical or electrical equipment; or to direct airflow into the enclosure.

(iv) The owner or operator must perform the verification procedure for the enclosure as specified in section 5.0 to “Procedure T—Criteria for and Verification of a Permanent or Temporary Total Enclosure” initially when the enclosure is first installed and, thereafter, annually.

(5) *Facility acrylonitrile emission rate determination.* For an owner or operator electing to comply with paragraph

(b)(3)(ii) of this section, the facility acrylonitrile emission rate must be determined using the requirements specified in paragraphs (b)(5)(i) through (iii) of this section.

(i) The owner or operator must prepare an initial determination of the facility acrylonitrile emission rate.

(ii) Whenever changes to the acrylic or modacrylic fiber production operations at the facility could potentially cause the facility acrylonitrile emission rate to exceed the applicable limit of kilogram of acrylonitrile per Megagram of fiber produced, the owner or operator must prepare a new determination of the facility acrylonitrile emission rate.

(iii) For each determination, the owner or operator must prepare and maintain at the facility site sufficient process data, emissions data, and any other documentation necessary to support the facility acrylonitrile emission rate calculation.

(c) *Hydrogen fluoride production applicability, definitions, and requirements—*

(1) *Applicability—*(i) *Affected source—*For the hydrogen fluoride production (as defined in paragraph (c)(2) of this section) source category, the affected source shall comprise all emission points, in combination, listed in paragraphs (c)(1)(i)(A) through (D) of this section, that are associated with a hydrogen fluoride production process unit located at a major source as defined in section 112(a) of the Act.

(A) All storage vessels used to accumulate or store hydrogen fluoride.

(B) All process vents from continuous unit operations associated with hydrogen fluoride recovery and refining operations. These process vents include vents on condensers, distillation units, and water scrubbers.

(C) All transfer racks used to load hydrogen fluoride into tank trucks or railcars.

(D) Equipment in hydrogen fluoride service (as defined in paragraph (c)(2) of this section).

(ii) *Compliance schedule.* The compliance schedule, for affected sources as defined in paragraph (c)(1)(i) of this section, is specified in § 63.1102(a).

(2) *Definitions.*

*Connector* means flanged, screwed, or other joined fittings used to connect

two pipelines or a pipeline and a piece of equipment. A common connector is a flange. Joined fittings welded completely around the circumference of the interface are not considered connectors for the purposes of this subpart.

*Equipment* means each pump, compressor, agitator, pressure relief device, sampling connection system, open-ended valve or line, valve, connector, and instrumentation system in hydrogen fluoride service; and any control devices or closed-vent systems used to comply with this subpart.

*Hydrogen fluoride production* means a process engaged in the production and recovery of hydrogen fluoride by reacting calcium fluoride with sulfuric acid. For the purpose of implementing this subpart, hydrogen fluoride production is not a process that produces gaseous hydrogen fluoride for direct reaction with hydrated aluminum to form aluminum fluoride (i.e., the hydrogen fluoride is not recovered as an intermediate or final product prior to reacting with the hydrated aluminum).

*In hydrogen fluoride service* means that a piece of equipment either contains or contacts a hydrogen fluoride process fluid (liquid or gas).

*In vacuum service* means that equipment is operating at an internal pressure which is at least 5 kilopascals below ambient pressure.

*Instrumentation system* means a group of equipment components used to condition and convey a sample of the process fluid to analyzers and instruments for the purpose of determining process operating conditions (e.g., composition, pressure, flow, etc.). Valves and connectors are the predominant type of equipment used in instrumentation systems; however, other types of equipment may also be included in these systems.

*Kiln seal* means the mechanical or hydraulic seals at both ends of the kiln, designed to prevent the infiltration of moisture and air through the interface of the rotating kiln and stationary pipes and equipment attached to the kiln during normal vacuum operation of the kiln (operation at an internal pressure of at least 0.25 kilopascal [one inch of water] below ambient pressure).

*Leakless pump* means a pump whose seals are submerged in liquid, a magnetically-driven pump, a pump equipped with a dual mechanical seal system that includes a barrier fluid system, a canned pump, or other pump that is designed with no externally actuated shaft penetrating the pump housing.

*Open-ended valve or line* means any valve, except relief valves, having one side of the valve seat in contact with process fluid and one side open to the atmosphere, either directly or through open piping.

*Pressure release* means the emission of materials resulting from the system pressure being greater than the set pressure of the relief device. This release can be one release or a series of releases over a short time period due to a malfunction in the process.

*Pressure relief device or valve* means a safety device used to prevent operating pressures from exceeding the maximum allowable working pressure of the process equipment. A common pressure relief device is a spring-loaded pressure relief valve. Devices that are actuated either by a pressure of less than or equal to 2.5 pounds per square inch gauge or by a vacuum are not pressure relief devices.

*Relief device or valve* means a valve used only to release an unplanned, non-routine discharge. A relief valve discharge can result from an operator error, a malfunction such as a power failure or equipment failure, or other unexpected cause that requires immediate venting of gas from process equipment in order to avoid safety hazards or equipment damage.

*Repaired* for the purpose of this regulation means equipment is adjusted, or

otherwise altered, to eliminate a leak identified by sensory monitoring.

*Sampling connection system* means an assembly of equipment within a process unit or affected facility used during periods of representative operation to take samples of the process fluid. Equipment used to take nonroutine grab samples is not considered a sampling connection system.

*Sensory monitoring* means the detection of a potential leak to the atmosphere by walk-through visual, audible, or olfactory monitoring. Comprehensive component-by-component inspection is not required.

*Shift* means the time a shift operator normally works, typically 8 or 12 hours.

(3) *Requirements.* Table 4 of this section specifies the hydrogen fluoride production source category applicability and control requirements for both existing and new sources. The owner or operator must control hydrogen fluoride emissions from each affected source emission point as specified in table 4. General compliance, recordkeeping, and reporting requirements are specified in §§ 63.1108 through 63.1112. Specific monitoring, recordkeeping, and reporting requirements are specified in table 4. Minimization of emissions from startups, shutdowns, and malfunctions, including those resulting from kiln seals must be addressed in the startup, shutdown, and malfunction plan required by § 63.1111; the plan must also establish reporting and recordkeeping of such events. Procedures for approval of alternative means of emission limitations are specified in § 63.1113.

§ 63.1103

40 CFR Ch. I (7–1–07 Edition)

TABLE 4 TO § 63.1103(C)—WHAT ARE MY REQUIREMENTS IF I OWN OR OPERATE A HYDROGEN FLUORIDE PRODUCTION EXISTING OR NEW AFFECTED SOURCE?

If you own or operate . . .	And if . . .	Then you must . . .
1. A storage vessel .....	The stored material is hydrogen fluoride	Reduce emissions of hydrogen fluoride by venting displacement emissions created by normal filling or emptying activities through a closed-vent system to a recovery system or wet scrubber that is designed and operated to achieve a 99 weight-percent removal efficiency. The minimum liquid flow rate to the scrubber that achieves a 99 weight-percent removal efficiency shall be established, and may be done so by design analysis. The liquid flow rate to the scrubber shall be continuously monitored and records maintained according to § 63.996 and § 63.998(b), (c), and (d)(3) of 40 CFR subpart SS of this part. The Periodic Report specified in § 63.1110(a)(5) of this subpart shall include the information specified in § 63.999(c) of 40 CFR subpart SS of this part, as applicable.
2. A process vent from continuous unit operations.	The vent stream is from hydrogen fluoride recovery and refining vessels.	Reduce emissions of hydrogen fluoride from the process vent by venting emissions through a closed-vent system to a wet scrubber that is designed and operated to achieve a 99 weight-percent removal efficiency. Monitoring, recordkeeping, and reporting of wet scrubber operation shall be in accordance with the requirements stated above for a wet scrubber controlling hydrogen fluoride emissions from a storage vessel.
3. A transfer rack .....	The transfer rack is associated with bulk hydrogen fluoride liquid loading into tank trucks and rail cars.	Reduce emissions of hydrogen fluoride by venting emissions through a closed-vent system to a recovery system or wet scrubber that is designed and operated to achieve a 99 weight-percent removal efficiency. Monitoring, recordkeeping, and reporting of wet scrubber operation shall be in accordance with the requirements stated above for a wet scrubber controlling HF emissions from a storage vessel. You also must load hydrogen fluoride into only tank trucks and railcars that have a current certification in accordance with the U.S. DOT pressure test requirements of 49 CFR part 180 for tank trucks and 49 CFR 173.31 for railcars; or have been demonstrated to be vapor-tight (i.e. will sustain a pressure change of not more than 750 Pascals within 5 minutes after it is pressurized to a minimum of 4,500 Pascals) within the preceding 12 months.

TABLE 4 TO § 63.1103(C)—WHAT ARE MY REQUIREMENTS IF I OWN OR OPERATE A HYDROGEN FLUORIDE PRODUCTION EXISTING OR NEW AFFECTED SOURCE?—Continued

If you own or operate . . .	And if . . .	Then you must . . .
4. Equipment .....	It is in hydrogen fluoride service and operates $\geq 300$ hours per year and is not in vacuum service.	Control hydrogen fluoride emissions by using leakless pumps and by implementing a sensory monitoring leak detection program. Equipment that is excluded from sensory monitoring because it operates less than 300 hours per year or is in vacuum service shall be identified by list, location, or other method and the identity shall be recorded. An owner or operator is required to perform sensory monitoring at least once every shift, but no later than within 15 days. When a leak is detected, repair must begin within one hour and be completed as soon as practical. A record shall be kept of each leak detected and repaired including: equipment identification number, date and time the leak was detected and that repair was initiated, and the date of successful repair.

(d) *Polycarbonate production applicability, definitions, and requirements*—(1) *Applicability*—(i) *Affected source*. For the polycarbonate production (as defined in paragraph (d)(2) of this section) source category, the affected source shall comprise all emission points, in combination, listed in paragraphs (d)(1)(i)(A) through (D) of this section, that are part of a polycarbonate production process unit located at a major source as defined in section 112(a) of the Act. For the purposes of this rule, a polycarbonate production process unit is a unit that produces polycarbonate by interfacial polymerization from bisphenols and phosgene. Phosgene production units that are associated with polycarbonate production process units are considered to be part of the polycarbonate production process. A phosgene production unit consists of the reactor in which phosgene is formed and all equipment (listed in paragraphs (d)(1)(i)(A) through (D) of this section) downstream of the reactor that provides phosgene for the production of polycarbonate. Therefore, for the purposes of this rule, such a phosgene production unit is considered to be a polycarbonate production process unit.

(A) All storage vessels that store liquids containing organic HAP.

(B) All process vents from continuous and batch unit operations.

(C) All wastewater streams.

(D) Equipment (as defined in § 63.1101 of this subpart) that contains or contacts organic HAP.

(ii) *Compliance schedule*. The compliance schedule, for affected sources as defined in paragraph (d)(1)(i) of this section, is specified in § 63.1102(a).

(2) *Definitions*.

*Polycarbonate production* means a process engaged in the production of a special class of polyester formed from any dihydroxy compound and any carbonate diester or by ester exchange. Polycarbonate may be produced by solution or emulsion polymerization, although other methods may be used. A typical method for the manufacture of polycarbonate includes the reaction of bisphenol-A with phosgene in the presence of pyridine or other catalyst to form polycarbonate. Methylene chloride or other solvents are used in this polymerization reaction.

(3) *Requirements*. Tables 5 and 6 of this section specify the applicability criteria and standards for existing and new sources within the polycarbonate production source category. The owner or operator must control organic HAP emissions from each affected source emission point by meeting the applicable requirements specified in tables 5 and 6. Applicability assessment procedures and methods are specified in §§ 63.1104 through 63.1107. An owner or

**§ 63.1103**

**40 CFR Ch. I (7–1–07 Edition)**

operator of an affected source is not required to perform tests, TRE calculations or other applicability assessment procedures if they opt to comply with the most stringent requirements for an applicable emission point pursuant to

this subpart. General compliance, recordkeeping, and reporting requirements are specified in §§63.1108 through 63.1112. Procedures for approval of alternative means of emission limitations are specified in §63.1113.

**TABLE 5 TO § 63.1103(D)—WHAT ARE MY REQUIREMENTS IF I OWN OR OPERATE A POLYCARBONATE PRODUCTION EXISTING AFFECTED SOURCE?**

If you own or operate...	And if...	Then you must...
1. A storage vessel with: 75 cubic meters ≤ capacity < 151 cubic meters.	27.6 kilopascals ≤ maximum true vapor pressure of total organic HAP < 76.6 kilopascals.	Reduce emissions of total organic HAP by 95 weight-percent by venting emissions through a closed vent system to any combination of control devices meeting the requirements of subpart SS (national emission standards for closed vent systems, control devices, recovery devices, and routing to a fuel gas system or a process), as specified in §63.982(a)(1) (storage vessel requirements) of this part; or comply with the requirements of subpart WW (national emission standards for storage vessels (control level 2)) of this part.
2. A storage vessel with: 151 cubic meters ≤ capacity.	The maximum true vapor pressure of total organic HAP ≥ 5.2 kilopascals.	Reduce emissions of total organic HAP by 98 weight-percent by venting emissions through a closed vent system to any combination of control devices meeting the requirements of subpart SS, as specified in §63.982(a)(1) (storage vessel requirements) of this part.
3. A storage vessel with: 75 cubic meters ≤ capacity < 151 cubic meters.	The maximum true vapor pressure of total organic HAP ≥ 76.6 kilopascals.	Reduce emissions of total organic HAP by 95 weight-percent by venting emissions through a closed vent system to any combination of control devices meeting the requirements of subpart SS, as specified in §63.982(a)(1) (storage vessel requirements) of this part.
4. A process vent from continuous unit operations or a combined vent stream <sup>a</sup> .	The vent stream has a TRE <sup>b,c</sup> ≤ 2.7 .....	a. Reduce emissions of total organic HAP by 98 weight-percent; or reduce total organic HAP to a concentration of 20 parts per million by volume; whichever is less stringent, by venting emissions through a closed vent system to any combination of control devices meeting the requirements of subpart SS, as specified in §63.982(a)(2) (process vent requirements) of this part and vent emissions through a closed vent system to a halogen reduction device meeting the requirements of subpart SS, §63.994, of this part, that reduces hydrogen halides and halogens by 99 weight-percent or to less than 0.45 kilograms per hour <sup>d</sup> , whichever is less stringent; or

TABLE 5 TO § 63.1103(D)—WHAT ARE MY REQUIREMENTS IF I OWN OR OPERATE A  
POLYCARBONATE PRODUCTION EXISTING AFFECTED SOURCE?—Continued

If you own or operate...	And if...	Then you must...
.....		<p>b. Reduce the process vent halogen atom mass emission rate to less than 0.45 kilograms per hour by venting emissions through a closed vent system to a halogen reduction device meeting the requirements of subpart SS, § 63.994 (halogen reduction device requirements) of this part and reduce emissions of total organic HAP by 98 weight-percent; or reduce total organic HAP or TOC to a concentration of 20 parts per million by volume; whichever is less stringent, by venting emissions through a closed vent system to any combination of control devices meeting the requirements of subpart SS, as specified in § 63.982(a)(2) (process vent requirements) of this part; or</p> <p>c. Achieve and maintain a TRE index value greater than 2.7.</p>
5. A process vent from continuous unit operations or a combined vent stream <sup>a</sup> .	$2.7 < TRE^{b,c} \leq 4.0$ .....	Monitor and keep records of equipment operating parameters specified to be monitored under subpart SS, §§ 63.990(c) (absorber, condenser, and carbon adsorber monitoring) or 63.995(c) (other noncombustion systems used as a control device monitoring) of this part.
6. Equipment as defined under § 63.1101	The equipment contains or contacts $\geq 5$ weight-percent total organic HAP <sup>a</sup> , and operates $\geq 300$ hours per year.	Comply with the requirements of subpart TT (national emission standards for equipment leaks (control level 1)) or subpart UU (national emission standards for equipment leaks (control level 2)) of this part.
7. A polycarbonate production process unit that generates process wastewater.	The process wastewater stream is a Group 1 or a Group 2 wastewater stream.	Comply with the requirements of § 63.1106(a).
8. A polycarbonate production process unit that generates maintenance wastewater.	The maintenance wastewater contains organic HAP.	Comply with the requirements of § 63.1106(b).
9. An item of equipment listed in § 63.1106(c)(1).	The item of equipment meets the criteria specified in § 63.1106(c)(1) through (3) and either (c)(4)(i) or (ii).	Comply with the requirements in Table 35 of subpart G of this part.

<sup>a</sup> Combined vent streams shall use the applicability determination procedures and methods for process vents from continuous unit operations (§ 63.1104).

<sup>b</sup> The TRE equation coefficients for halogenated streams (table 1 of § 63.1104(j)(1)) shall be used to calculate the TRE index value.

<sup>c</sup> The TRE is determined according to the procedures specified in § 63.1104(j). If a dryer is manifolded with such vents, and the vent is routed to a recovery, recapture, or combustion device, then the TRE index value for the vent must be calculated based on the properties of the vent stream (including the contributions of the dryer). If a dryer is manifolded with other vents and not routed to a recovery, recapture, or combustion device, then the TRE index value must be calculated excluding the contributions of the dryer. The TRE index value for the dryer must be calculated separately in this case.

<sup>d</sup> The mass emission rate of halogen atoms contained in organic compounds is determined according to the procedures specified in § 63.1104(i).

<sup>e</sup> The weight-percent organic HAP is determined for equipment according to procedures specified in § 63.1107.

§ 63.1103

40 CFR Ch. I (7–1–07 Edition)

TABLE 6 TO § 63.1103(D)—WHAT ARE MY REQUIREMENTS IF I OWN OR OPERATE A POLYCARBONATE PRODUCTION NEW AFFECTED SOURCE?

If you own or operate. . .	And if. . .	Then you must. . .
1. A storage vessel with: 38 cubic meters ≤capacity <151 cubic meters.	13.1 kilopascals ≤maximum true vapor pressure of total organic HAP <76.6 kilopascals.	a. Reduce emissions of total organic HAP by 95 weight-percent by venting emissions through a closed vent system to any combination of control devices meeting the requirements of subpart SS (national emission standards for closed vent systems, control devices, recovery devices, and routing to a fuel gas system or a process), as specified in § 63.982(a)(1) (storage vessel requirements) of this part; or b. Comply with the requirements of subpart WW (national emission standards for storage vessels (control level 2)) of this part.
2. A storage vessel with: 151 cubic meters ≤capacity.	The maximum true vapor pressure of total organic HAP is ≥5.2 kilopascals.	Reduce emissions of total organic HAP by 98 weight-percent by venting emissions through a closed vent system to any combination of control devices meeting the requirements of subpart SS, as specified in § 63.982(a)(1) (storage vessel requirements) of this part.
3. A storage vessel with: 38 cubic meters ≤capacity <151 cubic meters.	The maximum true vapor pressure of total organic HAP is ≥76.6 kilopascals.	Reduce emissions of total organic HAP by 95 weight-percent by venting emissions through a closed vent system to any combination of control devices meeting the requirements of subpart SS, as specified in § 63.982(a)(1) (storage vessel requirements) of this part.



TABLE 6 TO § 63.1103(D)—WHAT ARE MY REQUIREMENTS IF I OWN OR OPERATE A POLYCARBONATE PRODUCTION NEW AFFECTED SOURCE?—Continued

If you own or operate. . .	And if. . .	Then you must. . .
4. A process vent from continuous unit operations or a combined vent stream <sup>a</sup> .	The vent stream has a TRE <sup>b,c</sup> ≤ 9.6 .....	<p>a. Reduce emissions of total organic HAP by 98 weight-percent; or reduce total organic HAP to a concentration of 20 parts per million by volume; whichever is less stringent, by venting emissions through a closed vent system to any combination of control devices meeting the requirements of subpart SS, as specified in § 63.982(a)(2) (process vent requirements) of this part; and Vent emissions through a closed vent system to a halogen reduction device meeting the requirements of subpart SS, § 63.994, of this part that reduces hydrogen halides and halogens by 99 weight-percent or to less than 0.45 kilograms per hour<sup>d</sup>, whichever is less stringent; or</p> <p>b. Reduce the process vent halogen atom mass emission rate to less than 0.45 kilograms per hour by venting emissions through a closed vent system to a halogen reduction device meeting the requirements of subpart SS, § 63.994 (halogen reduction device requirements) of this part; and Reduce emissions of total organic HAP by 98 weight-percent; or reduce total organic HAP or TOC to a concentration of 20 parts per million by volume; whichever is less stringent, by venting emissions through a closed vent system to any combination of control devices meeting the requirements of subpart SS, as specified in § 63.982(a)(2) (process vent requirements) of this part; or</p> <p>c. Achieve and maintain a TRE index value greater than 9.6.</p>
5. Equipment as defined under § 63.1101	The equipment contains or contacts ≥ 5 weight-percent total organic HPA <sup>e</sup> , and operates ≥ 300 hours per year.	Comply with the requirements of subpart TT (national emission standards for equipment leaks (control level 1)) or subpart UU (national emission standards for equipment leaks (control level 2)) of this part.

<sup>a</sup>Combined vent streams shall use the applicability determination procedures and methods for process vents from continuous unit operations (§ 63.1104).

<sup>b</sup>The TRE equation coefficients for halogenated streams (Table 1 of § 63.1104(j)(1) of this subpart) shall be used to calculate the TRE index value.

<sup>c</sup>The TRE is determined according to the procedures specified in § 63.1104(j). If a dryer is manifolded with such vents, and the vent is routed to a recovery, recapture, or combustion device, then the TRE index value for the vent must be calculated based on the properties of the vent stream (including the contributions of the dryer). If a dryer is manifolded with other vents and not routed to a recovery, recapture, or combustion device, then the TRE index value must be calculated excluding the contributions of the dryer. The TRE index value for the dryer must be calculated separately in this case.

<sup>d</sup>The mass emission rate of halogen atoms contained in organic compounds is determined according to the procedures specified in § 63.1104(i).

<sup>e</sup>The weight-percent organic HAP is determined for equipment according to procedures specified in § 63.1107.

(e) *Ethylene production applicability, definitions, and requirements*—(1) *Applicability*—(i) *Affected source*. For the ethylene production (as defined in paragraph (e)(2) of this section) source category, the affected source shall comprise all emission points listed in paragraphs (e)(1)(i) (A) through (G) of

this section that are associated with an ethylene production unit that is located at a major source, as defined in section 112(a) of the Act.

(A) All storage vessels (as defined in § 63.1101) that store liquids containing organic HAP.

(B) All ethylene process vents (as defined in paragraph (e)(2) of this section) from continuous unit operations.

(C) All transfer racks (as defined in paragraph (e)(2) of this section) that load HAP-containing material.

(D) Equipment (as defined in § 63.1101) that contains or contacts organic HAP.

(E) All waste streams (as defined in paragraph (e)(2) of this section) associated with an ethylene production unit.

(F) All heat exchange systems (as defined in paragraph (e)(2) of this section) associated with an ethylene production unit.

(G) All ethylene cracking furnaces and associated decoking operations.

(ii) *Exceptions.* The emission points listed in paragraphs (e)(1)(ii) (A) through (L) of this section are in the ethylene production source category but are not subject to the requirements of paragraph (e)(3) of this section.

(A) Equipment that is located within an ethylene production unit that is subject to this subpart but does not contain organic HAP.

(B) Stormwater from segregated sewers.

(C) Water from fire-fighting and deluge systems in segregated sewers.

(D) Spills.

(E) Water from safety showers.

(F) Water from testing of fire-fighting and deluge systems.

(G) Vessels storing organic liquids that contain organic HAP as impurities.

(H) Transfer racks, loading arms, or loading hoses that only transfer liquids containing organic HAP as impurities.

(I) Transfer racks, loading arms, or loading hoses that vapor balance during all transfer operations.

(J) Air emissions from all ethylene cracking furnaces, including emissions during decoking operations.

(K) Pressure vessels designed to operate in excess of 204.9 kilopascals and without emissions to the atmosphere.

(L) Vessels permanently attached to motor vehicles such as trucks, railcars, barges, or ships.

(iii) *Exclusions.* The provisions of this subpart do not apply to process units and emission points subject to subparts F, G, H, I and CC of this part.

(iv) *Compliance schedule.* The compliance schedule for the ethylene produc-

tion source category is specified in § 63.1102.

(2) *Definitions.* *Ethylene process vent* means a gas stream with a flow rate greater than 0.005 standard cubic meters per minute containing greater than 20 parts per million by volume HAP that is continuously discharged during operation of an ethylene production unit, as defined in this section. Ethylene process vents are gas streams that are discharged to the atmosphere (or the point of entry into a control device, if any) either directly or after passing through one or more recovery devices. Ethylene process vents do not include relief valve discharges; gaseous streams routed to a fuel gas system; leaks from equipment regulated under this subpart; episodic or nonroutine releases such as those associated with startup, shutdown, and malfunction; and in situ sampling systems (online analyzers).

*Ethylene production or production unit* means a chemical manufacturing process unit in which ethylene and/or propylene are produced by separation from petroleum refining process streams or by subjecting hydrocarbons to high temperatures in the presence of steam. The ethylene production unit includes the separation of ethylene and/or propylene from associated streams such as a C<sub>4</sub> product, pyrolysis gasoline, and pyrolysis fuel oil. Ethylene production does not include the manufacture of SOCOMI chemicals such as the production of butadiene from the C<sub>4</sub> stream and aromatics from pyrolysis gasoline.

*Heat exchange system* means any cooling tower system or once-through cooling water system (e.g., river or pond water). A heat exchange system can include an entire recirculating or once-through cooling system.

*Organic HAP* means the compounds listed in Table 1 to subpart XX of this part.

*Transfer rack* means the collection of loading arms and loading hoses at a single loading rack that is used to fill tank trucks and/or railcars with organic HAP. Transfer rack includes the associated pumps, meters, shutoff valves, relief valves, and other piping and valves. Transfer rack does not include racks, arms, or hoses that contain organic HAP only as impurities;

## Environmental Protection Agency

## § 63.1103

or racks, arms, or hoses that vapor balance during all loading operations.

*Waste* means any material resulting from industrial, commercial, mining, or agricultural operations, or from community activities, that is discarded or is being accumulated, stored, or physically, chemically, thermally, or biologically treated prior to being discarded, recycled, or discharged.

*Waste stream* means the waste generated by a particular process unit, product tank, or waste management unit. The characteristics of the waste stream (e.g., flow rate, HAP concentration, water content) are determined at the point of waste generation. Examples of a waste stream include process wastewater, product tank drawdown, sludge and slop oil removed from waste management units, and landfill leachate.

(3) *Requirements.* The owner or operator must control organic HAP emis-

sions from each affected source emission point by meeting the applicable requirements specified in Table 7 to this section. An owner or operator must perform the applicability assessment procedures and methods for process vents specified in § 63.1104, except for paragraphs (d), (g), (h), (i), (j), (l)(1), and (n). An owner or operator must perform the applicability assessment procedures and methods for equipment leaks specified in § 63.1107. General compliance, recordkeeping, and reporting requirements are specified in §§ 63.1108 through 63.1112. Minimization of emissions from startup, shutdown, and malfunctions must be addressed in the startup, shutdown, and malfunction plan required by § 63.1111; the plan must also establish reporting and recordkeeping of such events. Procedures for approval of alternate means of emission limitations are specified in § 63.1113.

TABLE 7 TO § 63.1103(E)—WHAT ARE MY REQUIREMENTS IF I OWN OR OPERATE AN ETHYLENE PRODUCTION EXISTING OR NEW AFFECTED SOURCE?

If you own or operate . . .	And if . . .	Then you must . . .
(a) A storage vessel (as defined in § 63.1101) that stores liquid containing organic HAP.	(1) The maximum true vapor pressure of total organic HAP is $\geq 3.4$ kilopascals but $< 76.6$ kilopascals; and the capacity of the vessel is $\geq 4$ cubic meters but $\leq 95$ cubic meters.	(i) Fill the vessel through a submerged pipe; or (ii) Comply with the requirements for storage vessels with capacities $\geq 95$ cubic meters.
(b) A storage vessel (as defined in § 63.1101) that stores liquid containing organic HAP.	(1) The maximum true vapor pressure of total organic HAP is $\geq 3.4$ kilopascals but $< 76.6$ kilopascals; and the capacity of the vessel is $\geq 95$ cubic meters.	(i) Comply with the requirements of subpart WW of this part; or (ii) Reduce emissions of total organic HAP by 98 weight-percent by venting emissions through a closed vent system to any combination of control devices and meet the requirements of § 63.982(a)(1).
(c) A storage vessel (as defined in § 63.1101) that stores liquid containing organic HAP.	(1) The maximum true vapor pressure of total organic HAP is $\geq 76.6$ kilopascals.	(i) Reduce emissions of total organic HAP by 98 weight-percent by venting emissions through a closed vent system to any combination of control devices and meet the requirements of § 63.982(a)(1).
(d) An ethylene process vent (as defined in paragraph (e)(2) of this section).	(1) The process vent is at an existing source and the vent stream has a flow rate $\geq 0.011$ scmm and a total organic HAP concentration $\geq 50$ parts per million by volume; or the process vent is at a new source and the vent stream has a flow rate $\geq 0.008$ scmm and a total organic HAP concentration $\geq 30$ parts per million by volume.	(i) Reduce emissions of organic HAP by 98 weight-percent; or reduce organic HAP or TOC to a concentration of 20 parts per million by volume; whichever is less stringent, by venting emissions through a closed vent system to any combination of control devices and meet the requirements specified in § 63.982(b) and (c)(2).
(e) A transfer rack (as defined in paragraph (e)(2) of this section).	(1) Materials loaded have a true vapor pressure of total organic HAP $\geq 3.4$ kilopascals and $\geq 76$ cubic meters per day (averaged over any consecutive 30-day period) of HAP-containing material is loaded.	(i) Reduce emissions of organic HAP by 98 weight-percent; or reduce organic HAP or TOC to a concentration of 20 parts per million by volume; whichever is less stringent, by venting emissions through a closed vent system to any combination of control devices as specified in § 63.1105; or

TABLE 7 TO § 63.1103(E)—WHAT ARE MY REQUIREMENTS IF I OWN OR OPERATE AN ETHYLENE PRODUCTION EXISTING OR NEW AFFECTED SOURCE?—Continued

If you own or operate . . .	And if . . .	Then you must . . .
(f) Equipment (as defined in § 63.1101) that contains or contacts organic HAP.	(1) The equipment contains or contacts ≥5 weight-percent organic HAP; and the equipment is not in vacuum service.	(ii) Install process piping designed to collect the HAP-containing vapors displaced from tank trucks or railcars during loading and to route it to a process, a fuel gas system, or a vapor balance system, as specified in § 63.1105. Comply with the requirements of subpart UU of this part.
(g) Processes that generate waste (as defined in paragraph (e)(2) of this section).	(1) The waste stream contains any of the following HAP: benzene, cumene, ethyl benzene, hexane, naphthalene, styrene, toluene, o-xylene, m-xylene, p-xylene, or 1,3-butadiene.	(i) Comply with the waste requirements of subpart XX of this part. For ethylene manufacturing process unit waste stream requirements, terms have the meanings specified in subpart XX.
(h) A heat exchange system (as defined in paragraph (e)(2) of this section).	.....	Comply with the heat exchange system requirements of subpart XX of this part.

(f) *Carbon black production applicability, definitions, and requirements*—(1) *Applicability*—(i) *Affected source*. For the carbon black production source category (as defined in paragraph (f)(2) of this section), the affected source shall comprise each carbon black production process unit located at a major source, as defined in section 112(a) of the Act. The affected source for the carbon black production source category includes all waste management units, maintenance wastewater, and equipment components that contain or contact HAP that are associated with the carbon black production process unit.

(ii) *Compliance schedule*. The compliance schedule for the carbon black production and acetylene decomposition carbon black production affected sources, as defined in paragraph (f)(1)(i) of this section, is specified in § 63.1102.

(2) *Definitions*. *Carbon black production* means the production of carbon black by either the furnace, thermal, acetylene decomposition, or lampblack processes.

*Carbon black production unit* means the equipment assembled and connected by hard-piping or duct work to process raw materials to manufacture, store, and transport a carbon black product. For the purposes of this subpart, a carbon black production process unit includes reactors and associated operations; associated recovery devices; and any feed, intermediate and

product storage vessels, product transfer racks, and connected ducts and piping. A carbon black production process unit includes pumps, compressors, agitators, pressure relief devices, sampling connection systems, open-ended valves or lines, valves, connectors, instrumentation systems, and control devices or systems.

*Dryer* means a rotary-kiln dryer that is heated externally and is used to dry wet pellets in the wet pelletization process.

*Main unit filter* means the filter that separates the carbon black from the tailgas.

*Process filter* means the filter that separates the carbon black from the conveying air.

*Purge filter* means the filter that separates the carbon black from the dryer exhaust.

(3) *Requirements*. (i) Table 8 to this section specifies the carbon black production standards applicability for existing and new sources. Applicability assessment procedures and methods are specified in § 63.1104. An owner or operator of an affected source is not required to perform applicability tests or other applicability assessment procedures if they opt to comply with the most stringent requirements for an applicable emission point pursuant to this subpart. General compliance, recordkeeping, and reporting requirements are specified in §§ 63.1108 through

## Environmental Protection Agency

## § 63.1103

63.1112. Procedures for approval of alternative means of emission limitations are specified in § 63.1113.

(ii) Pressure relief devices used to protect against overpressure in the case of catastrophic failure of your

process filter system are exempt from the closed vent system inspection requirements of § 63.983(b) and (c). Exempt pressure relief devices must be designated and identified in your Notification of Compliance Status report.

TABLE 8 TO § 63.1103(F)—WHAT ARE MY REQUIREMENTS IF I OWN OR OPERATE A CARBON BLACK PRODUCTION EXISTING OR NEW AFFECTED SOURCE?

If you own or operate . . .	And if . . .	Then you must . . .
(a) A carbon black production main unit filter process vent.	(1) The HAP concentration of the emission stream is equal to or greater than 260 parts per million by volume <sup>a</sup> .	(i) Reduce emissions of HAP by using a flare meeting the requirements of subpart SS of this part; or (ii) Reduce emissions of total HAP by 98 weight-percent or to a concentration of 20 parts per million by volume, whichever is less stringent, by venting emissions through a closed vent system to any combination of control devices meeting the requirements of § 63.982(a)(2).

<sup>a</sup>The weight-percent organic HAP is determined according to the procedures specified in § 63.1104(e).

(g) *Cyanide chemicals manufacturing applicability, definitions, and requirements*—(1) *Applicability*—(i) *Affected source*. For the cyanide chemicals manufacturing source category, the affected source shall include each cyanide chemicals manufacturing process unit located at a major source, as defined in section 112(a) of the Act. The affected source shall also include all waste management units, maintenance wastewater, and equipment (as defined in § 63.1101) that contain or contact cyanide chemicals that are associated with the cyanide chemicals manufacturing process unit.

(ii) *Compliance schedule*. The compliance schedule for the affected source, as defined in paragraph (f)(1)(i) of this section, is specified in § 63.1102.

(2) *Definitions*. *Andrussow process unit* means a process unit that produces hydrogen cyanide by reacting methane and ammonia in the presence of oxygen over a platinum/rhodium catalyst. An Andrussow process unit begins at the point at which the raw materials are stored and ends at the point at which refined hydrogen cyanide is reacted as a raw material in a downstream process, burned on-site as fuel in a boiler or industrial furnace, or is shipped offsite. If raw hydrogen cyanide from the reactor is reacted with sodium hydroxide to form sodium cyanide prior to the refining process, the unit operation where

sodium cyanide is formed is considered to be part of the Andrussow process unit.

*Blausauere Methane Anlage (BMA) process unit* means a process unit that produces hydrogen cyanide by reacting methane and ammonia over a platinum catalyst. A BMA process unit begins at the point at which raw materials are stored and ends at the point at which refined hydrogen cyanide is reacted as a raw material in a downstream process, burned on-site as a fuel in a boiler or industrial furnace, or is shipped offsite. If raw hydrogen cyanide from the reactor is reacted with sodium hydroxide to form sodium cyanide prior to the refining process, the unit operation where sodium cyanide is formed is considered to be part of the BMA process unit.

*Byproduct* means a chemical that is produced coincidentally during the production of another chemical.

*Cyanide chemicals manufacturing process unit* or *CCMPU* means the equipment assembled and connected by hard-piping or duct work to process raw materials to manufacture, store, and transport a cyanide chemicals product. A cyanide chemicals manufacturing process unit shall be limited to any one of the following: an Andrussow process unit, a BMA process unit, a sodium cyanide process unit, or a Sohio hydrogen cyanide process unit. For the

purpose of this subpart, a cyanide chemicals manufacturing process unit includes reactors and associated unit operations; associated recovery devices; and any feed, intermediate and product storage vessels, product transfer racks, and connected ducts and piping. A cyanide chemicals manufacturing process unit includes pumps, compressors, agitators, pressure relief devices, sampling connection systems, open-ended valves or lines, valves, connectors, instrumentation systems, and control devices or systems.

*Cyanide chemicals product* means either hydrogen cyanide, potassium cyanide, or sodium cyanide which is manufactured as the intended product of a CCMPU or a byproduct of the Sohio process. Other hydrogen cyanide, potassium cyanide, or sodium cyanide byproducts, impurities, wastes, and trace contaminants are not considered to be cyanide chemicals products.

*Dry-end process vent* means a process vent originating from the drum filter or any other unit operation in the dry end of a sodium cyanide manufacturing process unit. For the purposes of this subpart, the dry end of the sodium cyanide process unit begins in the unit operation where water is removed from the sodium cyanide, usually in the drum filter, and ends when the sodium cyanide is used as a raw material in a downstream process, or is shipped off-site.

*Organic HAP* means, for purposes of applicability of the requirements of this subpart, all hydrogen cyanide compounds.

*Raw hydrogen cyanide* means hydrogen cyanide that has not been through the refining process. Raw hydrogen cyanide usually has a hydrogen cyanide concentration less than 10 percent.

*Refined hydrogen cyanide* means hydrogen cyanide that has been through the refining process. Refined hydrogen cyanide usually has a hydrogen cyanide concentration greater than 99 percent.

*Refining process* means the collection of equipment in a cyanide chemicals manufacturing processing unit used to concentrate raw hydrogen cyanide from a concentration around 10 percent or less to refined hydrogen cyanide at a concentration greater than 99 percent.

*Sodium cyanide process unit* means a process unit that produces sodium cyanide by reacting hydrogen cyanide and sodium hydroxide via the neutralization, or wet, process. A sodium cyanide process unit begins at the unit operation where refined hydrogen cyanide is reacted with sodium hydroxide and ends at the point the solid sodium cyanide product is shipped offsite or used as a raw material in a downstream process. If raw hydrogen cyanide is reacted with sodium hydroxide to form sodium cyanide prior to the hydrogen cyanide refining process, the unit operation where sodium cyanide is formed is not considered to be part of the sodium cyanide process unit. For this type of process, the sodium cyanide process unit begins at the point that the aqueous sodium cyanide stream leaves the unit operation where the sodium cyanide is formed. In situations where potassium hydroxide is substituted for sodium hydroxide to produce potassium cyanide, the process unit is still considered a sodium cyanide process unit.

*Sohio hydrogen cyanide process unit* means a process unit that produces hydrogen cyanide as a byproduct of the acrylonitrile production process when acrylonitrile is manufactured using the Sohio process. A Sohio hydrogen cyanide process unit begins at the point the hydrogen cyanide leaves the unit operation where the hydrogen cyanide is separated from the acrylonitrile (usually referred to as the heads column). The Sohio hydrogen cyanide process unit ends at the point refined hydrogen cyanide is reacted as a raw material in a downstream process, burned on-site as fuel in a boiler or industrial furnace, or is shipped offsite. If raw hydrogen cyanide is reacted with sodium hydroxide to form sodium cyanide prior to the refining process, the unit operation where sodium cyanide is formed is considered to be part of the Sohio hydrogen cyanide process unit.

*Wet-end process vent* means a process vent originating from the reactor, crystallizer, or any other unit operation in the wet end of the sodium cyanide process unit. For the purposes of this subpart, the wet end of the sodium cyanide process unit begins at the point at which the raw materials are

stored and ends just prior to the unit operation where water is removed from the sodium cyanide, usually in the drum filter. Wastewater streams containing discarded wastewater from the sodium cyanide production process are not considered to be part of the wet-end sodium cyanide process. Discarded wastewater that is no longer used in the production process is considered to be process and/or maintenance wastewater. Vents from process and maintenance wastewater operations are not wet-end process vents.

(3) *Requirements.* Table 9 to this section specifies the cyanide chemicals manufacturing standards applicable to existing and new sources. Applicability assessment procedures and methods are specified in § 63.1104. An owner or operator of an affected source is not re-

quired to perform applicability tests or other applicability assessment procedures if they opt to comply with the most stringent requirements for an applicable emission point pursuant to this subpart. General compliance, recordkeeping, and reporting requirements are specified in §§ 63.1108 through 63.1112. Procedures for approval of alternative means of emission limitations are specified in § 63.1113.

(4) *Determination of overall HAP emission reduction for a process unit.* (i) The owner or operator shall determine the overall HAP emission reduction for process vents in a process unit using Equation 1 of this section. The overall organic HAP emission reduction shall be determined for all process vents in the process unit.

$$RED_{CCMPU} = \left( \frac{\sum_{i=1}^n (E_{unc,i}) \left( \frac{R_i}{100} \right)}{\sum_{i=1}^n (E_{unc,i}) + \sum_{j=1}^m (E_{unc,j})} \right) * 100 \quad [\text{Equation 1}]$$

Where:

$RED_{CCMPU}$  = Overall HAP emission reduction for the group of process vents in the CCMPU, percent.

$E_{unc,i}$  = Uncontrolled HAP emissions from process vent  $i$  that is controlled by using a combustion, recovery, or recapture device, kg/yr.

$n$  = Number of process vents in the process unit that are controlled by using a combustion, recovery, or recapture device.

$R_i$  = Control efficiency of the combustion, recovery, or recapture device used to control HAP emissions from vent  $i$ , determined in accordance with paragraph (g)(4)(ii) of this section.

$E_{unc,j}$  = Uncontrolled HAP emissions from process vent  $j$  that is not controlled by using a combustion, recovery, or recapture device, kg/yr.

$m$  = Number of process vents in the process unit that are not controlled by using a combustion, recovery, or recapture device.

(ii) The control efficiency shall be assigned as specified in paragraph (g)(4)(ii) (A) or (B) of this section.

(A) If the process vent is controlled using a flare in accordance with the

provisions of § 63.987, or a combustion device in accordance with the provisions of § 63.988(b)(2), for which a performance test has not been conducted, the control efficiency shall be assumed to be 98 weight-percent. For hydrogen-fueled flares, an owner or operator may use a control efficiency greater than 98 weight-percent if they can provide engineering calculations and supporting information demonstrating a greater control efficiency.

(B) If the process vent is controlled using a combustion, recovery, or recapture device for which a performance test has been conducted in accordance with the provisions of § 63.997, the control efficiency shall be the efficiency determined by the performance test.

(5) *Source category specific modifications to testing procedures.* (i) When identifying equipment subject to any equipment leak requirements, an owner or operator is allowed to designate specific components of such

equipment as never being safe to monitor with their Notification of Compliance Status report and periodic compliance reports. In order for an owner or operator to designate such equipment as never being safe to monitor, they must certify that monitoring such equipment at any time the CCMPU is operating is never safe (e.g., monitoring this equipment would present an unreasonable hazard or preclude testing personnel from meeting emergency evacuation requirements). If it is demonstrated to the Administrator's satisfaction that equipment designated by the owner or operator as never safe to monitor is appropriately designated, an owner or operator will not be required to monitor such equipment.

(ii) For process vent hydrogen cyanide emissions that are vented to a control device other than a flare during startup, shutdown, and malfunction, the design evaluation must include documentation that the control device being used achieves the required control efficiency during the reasonably expected maximum flow rate and emission rate during startup, shutdown, and malfunction.

(iii) If a facility controls process vent emissions during startup, shutdown,

and malfunction by using a flare, an owner or operator is not required to perform flow rate and heat content testing as specified in § 63.987(b)(3)(ii) and (iii). In lieu of performing flow rate and heat content testing, an owner or operator is required to submit engineering calculations that substantiate that a flare meets the applicable heat content or flow rates, or provide data from a compliance assessment that the flare is in compliance under worst case conditions (e.g., maximum operating conditions).

(iv) If flare velocity and net heating value testing, as specified in § 63.11(b)(6)(ii) and (b)(7)(i), would create an unreasonable hazard for testing personnel, an owner or operator is allowed to submit engineering calculations that substantiate vent stream velocity and heat content of a flare in lieu of test data. These calculations are required to be submitted with the facilities' compliance test notification report for approval by the Administrator.

(v) The data from any performance test method used to measure HCN concentrations must be validated using EPA Method 301 (40 CFR part 63, appendix A).

TABLE 9 TO § 63.1103(G)—WHAT ARE MY REQUIREMENTS IF I OWN OR OPERATE A CYANIDE CHEMICALS MANUFACTURING EXISTING OR NEW AFFECTED SOURCE?

If you own or operate . . .	And if . . .	Then you must . . .
(a) A storage vessel .....	(1) The storage vessel contains refined hydrogen cyanide.	(i) Reduce emissions of hydrogen cyanide by using a flare meeting the requirements of § 63.982(b); or (ii) Reduce emissions of hydrogen cyanide by 98 weight-percent, or to a concentration of 20 parts per million by volume, by venting emissions through a closed vent system to any combination of control devices meeting the requirements of § 63.982(c)(1) or (d).
(b) A process vent from a continuous unit operations in an Andrussov, BMA, or Sohio hydrogen cyanide process unit.	.....	(i) Reduce overall annual emissions of total HAP from the collection of process vents from continuous unit operations in the process by 98 weight-percent in accordance with paragraph (g)(4) of this section. Any control device used to reduce emissions from one or more process vents from continuous unit operations in the process unit must meet the applicable requirements specified in § 63.982(a)(2); or (ii) Reduce emissions of total HAP from each process vent from a continuous unit operation in the process unit by using a flare meeting the requirements specified in § 63.982(b); or



TABLE 9 TO § 63.1103(G)—WHAT ARE MY REQUIREMENTS IF I OWN OR OPERATE A CYANIDE CHEMICALS MANUFACTURING EXISTING OR NEW AFFECTED SOURCE?—Continued

If you own or operate . . .	And if . . .	Then you must . . .
(c) One or more wet end process vents, as defined in paragraph (g)(2) of this section, in a sodium cyanide process unit.	.....	<p>(iii) Reduce emissions of total HAP from each process vent from a continuous unit operation in the process unit by 98 weight-percent or to a concentration of 20 parts per million by volume, by venting emissions through a closed vent system to any combination of control devices meeting the requirements of § 63.982(c)(2) or (d).</p> <p>(i) Reduce overall annual emissions of total HAP from the collection of process vents from continuous unit operations in the process unit by 98 weight-percent in accordance with paragraph (g)(4) of this section. Any control device used to reduce emissions from one or more process vents from continuous unit operations in the process unit must meet the applicable requirements of § 63.982(a)(2); or</p> <p>(ii) Reduce emissions of total HAP from each wet-end process vent in the process unit by using a flare meeting the requirements of § 63.982(b); or</p> <p>(iii) Reduce emissions of total HAP from each wet-end process vent by 98 weight-percent, or to a concentration of 20 parts per million by volume, by venting emissions through a closed vent system and any combination of control devices meeting the requirements of § 63.982(c)(2) or (d).</p>
(d) One or more dry end process vents, as defined in paragraph (g)(2) of this section, in a sodium cyanide process unit.	.....	<p>(i) Reduce overall annual emissions of sodium cyanide from the collection of process vents from continuous unit operations in the process unit by 98 weight-percent in accordance with paragraph (g)(4) of this section. Any control device used to reduce emissions from one or more process vents from continuous unit operations in the process unit must meet the applicable requirements of § 63.982(a)(2); or</p> <p>(ii) Reduce emissions of sodium cyanide from each dry-end process vent in the process unit by 98 weight-percent by venting emissions through a closed vent system to any combination of control devices meeting the requirements of § 63.982(c)(2) or (d).</p>
(e) A transfer rack .....	(1) The transfer rack is used to load refined hydrogen cyanide into tank trucks and/or rail cars.	<p>(i) Reduce emissions of hydrogen cyanide by using a flare meeting the requirements of § 63.982(b); or</p> <p>(ii) Reduce emissions of hydrogen cyanide by 98 weight-percent, or to a concentration of 20 parts per million by volume, whichever is less stringent, by venting emissions through a closed vent system to any combination of control devices meeting the requirements specified in § 63.982(c)(1), (c)(2), or (d).</p>
(f) A new cyanide chemicals manufacturing process unit that generates process wastewater.	(1) The process wastewater is from HCN purification, ammonia purification, or flare blowdown.	(i) Achieve a combined removal and control of HAP from wastewater of 93 weight-percent.
(g) A cyanide chemicals manufacturing process unit that generates maintenance wastewater.	(1) The maintenance wastewater contains hydrogen cyanide or acetonitrile.	(i) Comply with the requirements of § 63.1106(b).

TABLE 9 TO § 63.1103(G)—WHAT ARE MY REQUIREMENTS IF I OWN OR OPERATE A CYANIDE CHEMICALS MANUFACTURING EXISTING OR NEW AFFECTED SOURCE?—Continued

If you own or operate . . .	And if . . .	Then you must . . .
(h) An item of equipment listed in § 63.1106(c)(1) that transports or contains wastewater liquid streams from a cyanide chemicals manufacturing process unit.	(1) The item of equipment meets the criteria specified in § 63.1106(c)(1) through (3) and either (c)(4)(i) or (ii).	(i) Comply with the requirements in Table 35 of subpart G of this part.
(i) Equipment, as defined under § 63.1101	(1) The equipment contains or contacts hydrogen cyanide and operates equal to or greater than 300 hours per year.	(i) Comply with either subpart TT or UU of this part, and paragraph (g)(5) of this section, with the exception that open-ended lines that contain or contact hydrogen cyanide are exempt from any requirements to install a cap, plug, blind flange, or second valve to be capped.

(h) *Spandex production applicability, definitions, and requirements*—(1) *Applicability*—(i) *Affected source*. For the spandex production (as defined in paragraph (h)(2) of this section) source category, the affected source shall comprise all emission points listed in paragraphs (h)(1)(i)(A) through (C) of this section that are associated with a spandex production process unit located at a major source, as defined in section 112(a) of the Act.

(A) All process vents (as defined in § 63.1101).

(B) All storage vessels (as defined in § 63.1101) that store liquids containing organic HAP.

(C) All spandex fiber spinning lines using a spinning solution having organic HAP.

(ii) *Exceptions*. The emission points listed in paragraphs (h)(1)(ii)(A) and (B) of this section are in the spandex production source category but are not subject to the requirements of paragraph (h)(3) of this section.

(A) Equipment that is located within a spandex production process unit that is subject to this subpart but does not contain organic HAP.

(B) Vessels storing organic liquids that contain organic HAP as impurities.

(C) Emission points listed in paragraphs (h)(1)(i)(A) through (C) of this section that are associated with a dry spinning spandex production process unit.

(iii) *Compliance schedule*. The compliance schedule for affected sources, as defined in paragraph (h)(1)(i) of this

section, is specified in paragraph (b) of § 63.1102.

(2) *Definitions*. *Dry spinning* means a fiber-forming process where prepolymer is reacted with a chain-extender to generate polymer prior to spinning; the polymer is dissolved in a solvent and is extruded into a cell of hot gases for fiber formation.

*Fiber spinning line* means the group of equipment and process vents associated with spandex fiber spinning operations. The fiber spinning line includes the blending and dissolving tanks, spinning solution filters, spinning units, spin bath tanks, and the equipment used downstream of the spin bath to wash, draw, or dry on the wet belt the spun fiber.

*Reaction spinning* means a fiber-forming process where prepolymer is extruded into a spin bath that contains a chain-extender; the chemical reaction to make polymer occurs simultaneously with extrusion/fiber formation.

*Spandex or spandex fiber* means a manufactured synthetic fiber in which the fiber-forming substance is a long-chain polymer comprised of at least 85 percent by mass of a segmented polyurethane.

*Spandex production* means the production of synthetic spandex fibers.

*Spandex production process unit* means a process unit that is specifically used for the production of synthetic spandex fibers.

(3) *Requirements*. Table 10 to this section specifies the spandex production source category requirements for new

## Environmental Protection Agency

## § 63.1104

and existing sources. An owner or operator must perform the applicability assessment procedures and methods for process vents specified in § 63.1104, excluding paragraphs (b)(1), (d), (g), (h), (i), (j), (l)(1), and (n). General compliance, recordkeeping, and reporting requirements are specified in §§ 63.1108 through 63.1112. Minimization of emis-

sions from startup, shutdown, and malfunctions must be addressed in the startup, shutdown, and malfunction plan required by § 63.1111; the plan must also establish reporting and recordkeeping of such events. Procedures for approval of alternate means of emission limitations are specified in § 63.1113.

TABLE 10 TO § 63.1103(H)—WHAT ARE MY REQUIREMENTS IF I OWN OR OPERATE A SPANDEX PRODUCTION PROCESS UNIT AT A NEW OR EXISTING SOURCE?

If you own or operate . . .	And if . . .	Then you must . . .
(a) A storage vessel (as defined in § 63.1101) that stores liquid containing organic HAP.	(1) The maximum true vapor pressure of the organic HAP is $\geq$ 3.4 kilopascals; and the capacity of the vessel is $\geq$ 47 cubic meters.	(i) Comply with the requirements of subpart WW of this part; or (ii) Reduce emissions of organic HAP by 95 weight-percent by venting emissions in through a closed vent system to any combination of control devices meeting the requirements of subpart SS of this part, as specified in § 63.982(a)(1).
(b) A process vent .....	.....	Reduce emissions of organic HAP by 95 weight-percent, or reduce organic HAP or TOC to a concentration of 20 parts per million by volume, whichever is less stringent, by venting emissions through a closed vent system to any combination of control devices meeting the requirements of § 63.982(a)(2).
(c) A fiber spinning line .....	.....	Operate the fiber spinning line such that emissions are captured and vented through a line closed vent system to a control device that complies with the requirements of § 63.982(a)(2). If a control device other than a flare is used, HAP emissions must be reduced by 95 weight-percent, or total organic HAP or TOC must be reduced to a concentration of 20 parts per million by volume, whichever is less stringent.

[64 FR 34921, June 29, 1999, as amended at 64 FR 63699, 63706, Nov. 22, 1999; 64 FR 71852, Dec. 22, 1999; 66 FR 55847, Nov. 2, 2001; 67 FR 39305, June 7, 2002; 67 FR 46281, July 12, 2002; 67 FR 46293, July 12, 2002; 70 FR 19272, Apr. 13, 2005]

### § 63.1104 Process vents from continuous unit operations: applicability assessment procedures and methods.

(a) *General.* The provisions of this section provide calculation and measurement methods for criteria that are required by § 63.1103 to be used to determine applicability of the control requirements for process vents from continuous unit operations. The owner or operator of a process vent is not required to determine the criteria specified for a process vent that is being controlled (including control by flare) in accordance with the applicable

weight-percent, TOC concentration, or organic HAP concentration requirement in § 63.1103.

(b) *Sampling sites.* For purposes of determining process vent applicability criteria, the sampling site shall be located as specified in (b)(1) through (4) of this section, as applicable.

(1) *Sampling site location if TRE determination is required.* If the applicability criteria specified in the applicable table of § 63.1103 includes a TRE index value, the sampling site for determining volumetric flow rate, regulated

organic HAP concentration, total organic HAP or TOC concentration, heating value, and TRE index value, shall be after the final recovery device (if any recovery devices are present) but prior to the inlet of any control device that is present, and prior to release to the atmosphere.

(2) *Sampling site location if TRE determination is not required.* If the applicability criteria specified in the applicable table of § 63.1103 does not include a TRE index value, the sampling site for determining volumetric flow rate, regulated organic HAP concentration, total organic HAP or TOC concentration, and any other specified parameter shall be at the exit from the unit operation before any control device.

(3) *Sampling site selection method.* Method 1 or 1A of 40 CFR part 60, appendix A, as appropriate, shall be used for selection of the sampling site. No traverse site selection method is needed for process vents smaller than 0.10 meter (0.33 foot) in nominal inside diameter.

(4) *Sampling site when a halogen reduction device is used prior to a combustion device.* An owner or operator using a scrubber to reduce the process vent halogen atom mass emission rate to less than 0.45 kilograms per hour (0.99 pound per hour) prior to a combustion control device in compliance with § 63.1103 (as appropriate) shall determine the halogen atom mass emission rate prior to the combustion device according to the procedures in paragraph (i) of this section.

(c) *Applicability assessment requirement.* The TOC or organic HAP concentrations, process vent volumetric flow rates, process vent heating values, process vent TOC or organic HAP emission rates, halogenated process vent determinations, process vent TRE index values, and engineering assessments for process vent control applicability assessment requirements are to be determined during maximum representative operating conditions for the process, except as provided in paragraph (d) of this section, or unless the Administrator specifies or approves alternate operating conditions. Operations during periods of startup, shutdown, and malfunction shall not con-

stitute representative conditions for the purpose of an applicability test.

(d) *Exceptions.* For a process vent stream that consists of at least one process vent from a batch unit operation manifolded with at least one process vent from a continuous unit operation, the TRE shall be calculated during periods when one or more batch emission episodes are occurring that result in the highest organic HAP emission rate (in the combined vent stream that is being routed to the recovery device) that is achievable during the 6-month period that begins 3 months before and ends 3 months after the TRE calculation, without causing any of the situations described in paragraphs (d)(1) through (3) to occur.

(1) Causing damage to equipment;

(2) Necessitating that the owner or operator make product that does not meet an existing specification for sale to a customer; or

(3) Necessitating that the owner or operator make product in excess of demand.

(e) *TOC or Organic HAP concentration.* The TOC or organic HAP concentrations shall be determined based on paragraph (e)(1), (e)(2), or (k) of this section, or any other method or data that have been validated according to the protocol in Method 301 of appendix A of 40 CFR part 63. For concentrations needed for comparison with the appropriate control applicability concentrations specified in § 63.1103, TOC or organic HAP concentration shall be determined based on paragraph (e)(1), (e)(2), or (k) of this section or any other method or data that has been validated according to the protocol in method 301 of appendix A of this part. The owner or operator shall record the TOC or organic HAP concentration as specified in paragraph (1)(3) of this section.

(1) *Method 18.* The procedures specified in paragraph (e)(1)(i) and (ii) of this section shall be used to calculate parts per million by volume concentration using method 18 of 40 CFR part 60, appendix A:

(i) The minimum sampling time for each run shall be 1 hour in which either an integrated sample or four grab samples shall be taken. If grab sampling is used, then the samples shall be taken

at approximately equal intervals in time, such as 15-minute intervals during the run.

(ii) The concentration of either TOC (minus methane and ethane) or regulated organic HAP emissions shall be calculated according to paragraph (e)(1)(ii)(A) or (B) of this section, as applicable.

(A) The TOC concentration ( $C_{\text{TOC}}$ ) is the sum of the concentrations of the individual components and shall be computed for each run using Equation 1:

$$C_{\text{TOC}} = \frac{\sum_{i=1}^x \left( \sum_{j=1}^n C_{ji} \right)}{x} \quad [\text{Eq. 1}]$$

Where:

$C_{\text{TOC}}$  = Concentration of TOC (minus methane and ethane), dry basis, parts per million by volume.

$C_{ji}$  = Concentration of sample component  $j$  of the sample  $i$ , dry basis, parts per million by volume.

$n$  = Number of components in the sample.

$x$  = Number of samples in the sample run.

(B) The regulated organic HAP or total organic HAP concentration ( $C_{\text{HAP}}$ ) shall be computed according to Equation 1 in paragraph (e)(1)(ii)(A) of this section except that only the regulated or total organic HAP species shall be summed, as appropriate.

(2) *Method 25A.* The procedures specified in paragraphs (e)(2)(i) through (vi) of this section shall be used to calculate parts per million by volume concentration using Method 25A of 40 CFR part 60, appendix A.

(i) Method 25A of 40 CFR part 60, appendix A shall be used only if a single organic HAP compound comprises greater than 50 percent of total organic HAP or TOC, by volume, in the process vent.

(ii) The process vent composition may be determined by either process knowledge, test data collected using an appropriate Environmental Protection Agency method or a method or data validated according to the protocol in Method 301 of appendix A of part 63. Examples of information that could constitute process knowledge include calculations based on material balances, process stoichiometry, or pre-

vious test results provided the results are still relevant to the current process vent conditions.

(iii) The organic compound used as the calibration gas for Method 25A of 40 CFR part 60, appendix A shall be the single organic HAP compound present at greater than 50 percent of the total organic HAP or TOC by volume.

(iv) The span value for Method 25A of 40 CFR part 60, appendix A shall be equal to the appropriate control applicability concentration value specified in the applicable table(s) presented in § 63.1103 of this subpart.

(v) Use of Method 25A of 40 CFR part 60, appendix A is acceptable if the response from the high-level calibration gas is at least 20 times the standard deviation of the response from the zero calibration gas when the instrument is zeroed on the most sensitive scale.

(vi) The owner or operator shall demonstrate that the concentration of TOC including methane and ethane measured by Method 25A of 40 CFR part 60, appendix A is below one-half the appropriate control applicability concentration specified in the applicable table for a subject source category in § 63.1103 in order to qualify for a low organic HAP concentration exclusion.

(f) *Volumetric flow rate.* The process vent volumetric flow rate ( $Q_s$ ), in standard cubic meters per minute at 20 °C, shall be determined as specified in paragraph (f)(1) or (2) of this section and shall be recorded as specified in § 63.1109(d).

(1) Use Method 2, 2A, 2C, 2D, 2F, or 2G of 40 CFR part 60, appendix A, as appropriate. If the process vent tested passes through a final steam jet ejector and is not condensed, the stream volumetric flow shall be corrected to 2.3 percent moisture; or

(2) The engineering assessment procedures in paragraph (k) of this section can be used for determining volumetric flow rates.

(g) *Heating value.* The net heating value shall be determined as specified in paragraphs (g)(1) and (2) of this section, or by using the engineering assessment procedures in paragraph (k) of this section.

(1) The net heating value of the process vent shall be calculated using Equation 2:

$$H_T = K_1 \left( \sum_{j=1}^n D_j H_j \right) \quad [\text{Eq. 2}]$$

Where:

$H_T$  = Net heating value of the sample, megaJoule per standard cubic meter, where the net enthalpy per mole of process vent is based on combustion at 25° C and 760 millimeters of mercury, but the standard temperature for determining the volume corresponding to 1 mole is 20° C, as in the definition of  $Q_s$  (process vent volumetric flow rate).

$K_1$  = Constant,  $1.740 \times 10^{-7}$  (parts per million)<sup>-1</sup>(gram-mole per standard cubic meter)(megaJoule per kilocalorie), where standard temperature for (gram-mole per standard cubic meter) is 20° C.

$D_j$  = Concentration on a wet basis of compound  $j$  in parts per million, as measured by procedures indicated in paragraph (e)(2) of this section. For process vents that pass through a final steam jet and are not condensed, the moisture is assumed to be 2.3 percent by volume.

$H_j$  = Net heat of combustion of compound  $j$ , kilocalorie per gram-mole, based on combustion at 25° C and 760 millimeters mercury.

(2) The molar composition of the process vent ( $D_j$ ) shall be determined using the methods specified in paragraphs (g)(2)(i) through (iii) of this section:

(i) Method 18 of 40 CFR part 60, appendix A to measure the concentration of each organic compound.

(ii) American Society for Testing and Materials D1946–90 to measure the concentration of carbon monoxide and hydrogen.

(iii) Method 4 of 40 CFR part 60, appendix A to measure the moisture content of the stack gas.

(h) *TOC or Organic HAP emission rate.* The emission rate of TOC (minus methane and ethane) ( $E_{\text{TOC}}$ ) and the emission rate of the regulated organic HAP or total organic HAP ( $E_{\text{HAP}}$ ) in the process vent, as required by the TRE index value equation specified in paragraph (j) of this section, shall be calculated using Equation 3:

$$E = K_2 \left( \sum_{j=1}^n C_j M_j \right) Q_s \quad [\text{Eq. 3}]$$

Where:

$E$  = Emission rate of TOC (minus methane and ethane) ( $E_{\text{TOC}}$ ) or emission rate of the

regulated organic HAP or total organic HAP ( $E_{\text{HAP}}$ ) in the sample, kilograms per hour.

$K_2$  = Constant,  $2.494 \times 10^{-6}$  (parts per million)<sup>-1</sup> (gram-mole per standard cubic meter) (kilogram/gram) (minutes/hour), where standard temperature for (gram-mole per standard cubic meter) is 20° C.

$n$  = Number of components in the sample.

$C_j$  = Concentration on a dry basis of organic compound  $j$  in parts per million as measured by method 18 of 40 CFR part 60, appendix A as indicated in paragraph (e) of this section. If the TOC emission rate is being calculated,  $C_j$  includes all organic compounds measured minus methane and ethane; if the total organic HAP emission rate is being calculated, only organic HAP compounds are included; if the regulated organic HAP emission rate is being calculated, only regulated organic HAP compounds are included.

$M_j$  = Molecular weight of organic compound  $j$ , gram/gram-mole.

$Q_s$  = Process vent flow rate, dry standard cubic meter per minute, at a temperature of 20° C.

(i) *Halogenated process vent determination.* In order to determine whether a process vent is halogenated, the mass emission rate of halogen atoms contained in organic compounds shall be calculated according to the procedures specified in paragraphs (i)(1) and (2) of this section. A process vent is considered halogenated if the mass emission rate of halogen atoms contained in the organic compounds is equal to or greater than 0.45 kilograms per hour.

(1) The process vent concentration of each organic compound containing halogen atoms (parts per million by volume, by compound) shall be determined based on one of the procedures specified in paragraphs (i)(1)(i) through (iv) of this section:

(i) Process knowledge that no halogen or hydrogen halides are present in the process vent, or

(ii) Applicable engineering assessment as discussed in paragraph (k) of this section, or

(iii) Concentration of organic compounds containing halogens or hydrogen halides as measured by Method 26 or 26A of 40 CFR part 60, appendix A, or

(iv) Any other method or data that have been validated according to the applicable procedures in method 301 of appendix A of this part.

# Environmental Protection Agency

§ 63.1104

(2) Equation 4 shall be used to calculate the mass emission rate of halogen atoms:

$$E = K_2 Q \left( \sum_{j=1}^n \sum_{i=1}^m C_j * L_{j,i} * M_{j,i} \right) \quad [\text{Eq. 4}]$$

Where:

E = Mass of halogen atoms, dry basis, kilogram per hour.

K<sub>2</sub> = Constant, 2.494 × 10<sup>-6</sup> (parts per million)<sup>-1</sup> (kilogram-mole per standard cubic meter) (minute per hour), where standard temperature is 20° C.

Q = Flow rate of gas stream, dry standard cubic meters per minute, determined according to paragraph (f)(1) or (f)(2) of this section.

n = Number of halogenated compounds j in the gas stream.

j = Halogenated compound j in the gas stream.

m = Number of different halogens i in each compound j of the gas stream.

i = Halogen atom i in compound j of the gas stream.

C<sub>j</sub> = Concentration of halogenated compound j in the gas stream, dry basis, parts per million by volume.

L<sub>ji</sub> = Number of atoms of halogen i in compound j of the gas stream.

M<sub>ji</sub> = Molecular weight of halogen atom i in compound j of the gas stream, kilogram per kilogram-mole.

(j) *TRE index value.* The owner or operator shall calculate the TRE index value of the process vent using the equations and procedures in this paragraph, as applicable, and shall maintain records specified in paragraph (1)(1) or (m)(2) of this section, as applicable.

(1) *TRE index value equation.* The equation for calculating the TRE index value is Equation 5:

$$\text{TRE} = \frac{1/E_{\text{HAP}} * [A + B(Q_s) + C(H_T) + D(E_{\text{TOC}})]}{\quad} \quad [\text{Eq. 5}]$$

Where:

TRE = TRE index value.

A, B, C, D = Coefficients presented in table 1 of this section.

E<sub>HAP</sub> = Emission rate of total organic HAP, kilograms per hour, as calculated according to paragraph (h) or (k) of this section.

Q<sub>s</sub> = process vent flow rate, standard cubic meters per minute, at a standard temperature of 20 °C, as calculated according to paragraph (f) or (k) of this section.

H<sub>T</sub> = process vent net heating value, megaJoules per standard cubic meter, as calculated according to paragraph (g) or (k) of this section.

E<sub>TOC</sub> = Emission rate of TOC (minus methane and ethane), kilograms per hour, as calculated according to paragraph (h) or (k) of this section.

TABLE 1 OF § 63.1104(J)(1)—COEFFICIENTS FOR TOTAL RESOURCE EFFECTIVENESS<sup>A</sup>

Existing or new?	Halogenated vent stream?	Control device basis	Values of coefficients			
			A	B	C	D
Existing .....	Yes .....	Thermal Incinerator and Scrubber.	3.995	5.200×10 <sup>-2</sup>	-1.769×10 <sup>-3</sup>	9.700×10 <sup>-4</sup>
	No .....	Flare .....	1.935	3.660×10 <sup>-1</sup>	-7.687×10 <sup>-3</sup>	-7.333×10 <sup>-4</sup>
		Thermal Incinerator 0 Percent Recovery.	1.492	6.267×10 <sup>-2</sup>	3.177×10 <sup>-2</sup>	-1.159×10 <sup>-3</sup>
		Thermal Incinerator 70 Percent Recovery.	2.519	1.183×10 <sup>-2</sup>	1.300×10 <sup>-2</sup>	4.790×10 <sup>-2</sup>
New .....	Yes .....	Thermal Incinerator and Scrubber.	1.0895	1.417×10 <sup>-2</sup>	-4.822×10 <sup>-4</sup>	2.645×10 <sup>-4</sup>
	No .....	Flare .....	5.276×10 <sup>-1</sup>	9.98×10 <sup>-2</sup>	-2.096×10 <sup>-3</sup>	2.000×10 <sup>-4</sup>
		Thermal Incinerator 0 Percent Recovery.	4.068×10 <sup>-1</sup>	1.71×10 <sup>-2</sup>	8.664×10 <sup>-3</sup>	-3.162×10 <sup>-4</sup>
		Thermal Incinerator 70 Percent Recovery.	6.868×10 <sup>-1</sup>	3.209×10 <sup>-3</sup>	3.546×10 <sup>-3</sup>	1.306×10 <sup>-2</sup>

<sup>A</sup> Use according to procedures outlined in this section.

MJ/scm = Mega Joules per standard cubic meter.

scm/min = Standard cubic meters per minute.

(2) *Nonhalogenated process vents.* The owner or operator of a nonhalogenated process vent shall calculate the TRE

index value by using the equation and appropriate nonhalogenated process

vent parameters in table 1 of this section for process vents at existing and new sources. The lowest TRE index value is to be selected.

(3) *Halogenated process vents.* The owner or operator of a halogenated process vent stream, as determined according to procedures specified in paragraph (i) or (k) of this section, shall calculate the TRE index value using the appropriate halogenated process vent parameters in table 1 of this section for existing and new sources.

(k) *Engineering assessment.* For purposes of TRE index value determinations, engineering assessments may be used to determine process vent flow rate, net heating value, TOC emission rate, and total organic HAP emission rate for the representative operating condition expected to yield the lowest TRE index value. Engineering assessments shall meet the requirements of paragraphs (k)(1) through (4) of this section. If a process vent flow rate or process vent organic HAP or TOC concentration is being determined for comparison with the applicable flow rate or concentration value presented in the tables in § 63.1103 to determine control requirement applicability, engineering assessment may be used to determine the flow rate or concentration for the representative operating conditions expected to yield the highest flow rate or concentration.

(1) If the TRE index value calculated using such engineering assessment and the TRE index value equation in paragraph (j) of this section is greater than 4.0, then the owner or operator is not required to perform the measurements specified in paragraphs (e) through (i) of this section.

(2) If the TRE index value calculated using such engineering assessment and the TRE index value equation in paragraph (j) of this section is less than or equal to 4.0, then the owner or operator is required either to perform the measurements specified in paragraphs (e) through (i) of this section for control applicability assessment or comply with the requirements (or standards) specified in the tables presented in § 63.1103 (as applicable).

(3) Engineering assessment includes, but is not limited to, the examples

specified in paragraphs (k)(3)(i) through (iv) of this section:

(i) Previous test results, provided the tests are representative of current operating practices at the process unit.

(ii) Bench-scale or pilot-scale test data representative of the process under representative operating conditions.

(iii) Maximum flow rate, TOC emission rate, organic HAP emission rate, organic HAP or TOC concentration, or net heating value limit specified or implied within a permit limit applicable to the process vent.

(iv) Design analysis based on accepted chemical engineering principles, measurable process parameters, or physical or chemical laws or properties. Examples of analytical methods include, but are not limited to those specified in paragraphs (k)(3)(iv)(A) through (k)(3)(iv)(D) of this section:

(A) Use of material balances based on process stoichiometry to estimate maximum TOC or organic HAP concentrations,

(B) Estimation of maximum flow rate based on physical equipment design such as pump or blower capacities,

(C) Estimation of TOC or organic HAP concentrations based on saturation conditions, and

(D) Estimation of maximum expected net heating value based on the stream concentration of each organic compound or, alternatively, as if all TOC in the stream were the compound with the highest heating value.

(4) All data, assumptions, and procedures used in the engineering assessment shall be documented. The owner or operator shall maintain the records specified in paragraphs (1)(1) through (4) of this section, as applicable.

(1) *Applicability assessment record-keeping requirements*—(1) *TRE index value records.* The owner or operator shall maintain records of measurements, engineering assessments, and calculations performed to determine the TRE index value of the process vent according to the procedures of paragraph (j) of this section, including those records associated with halogen vent stream determination. Documentation of engineering assessments shall include all data, assumptions, and



procedures used for the engineering assessments, as specified in paragraph (k) of this section. As specified in paragraph (m) of this section, the owner or operator shall include this information in the Notification of Compliance Status report required by § 63.1110(a)(4).

(2) *Flow rate records.* The owner or operator shall record the flow rate as measured using the sampling site and flow rate determination procedures (if applicable) specified in paragraphs (b) and (f) of this section or determined through engineering assessment as specified in paragraph (k) of this section. As specified in paragraph (m) of this section, the owner or operator shall include this information in the Notification of Compliance Status report required by § 63.1110(a)(4).

(3) *Concentration records.* The owner or operator shall record the regulated organic HAP or TOC concentration (if applicable) as measured using the sampling site and regulated organic HAP or TOC concentration determination procedures specified in paragraphs (e)(1) and (2) of this section, or determined through engineering assessment as specified in paragraph (k) of this section. As specified in paragraph (m) of this section, the owner or operator shall include this information in the Notification of Compliance Status report required by § 63.1110(a)(4).

(4) *Process change records.* The owner or operator shall keep up-to-date, readily accessible records of any process changes that change the control applicability for a process vent. Records are to include any recalculation or measurement of the flow rate, regulated organic HAP or TOC concentration, and TRE index value.

(m) *Applicability assessment reporting requirements—(1) Notification of Compliance Status.* The owner or operator shall submit, as part of the Notification of Compliance Status report required by § 63.1110(a)(4), the information recorded in paragraph (1)(1) through (3) of this section.

(2) *Process change.* (i) Whenever a process vent becomes subject to control requirements under this subpart as a result of a process change, the owner or operator shall submit a report within 60 days after the performance test or applicability assessment, whichever is

sooner. The report may be submitted as part of the next Periodic Report required by § 63.1110(a)(5). The report shall include the information specified in paragraphs (m)(2)(i)(A) through (C) of this section.

(A) A description of the process change;

(B) The results of the recalculation of the TOC or organic HAP concentration, flow rate, and/or TRE index value required under paragraphs (e), (f), and (j), and recorded under paragraph (1); and

(C) A statement that the owner or operator will comply with the requirements specified in § 63.1103 by the schedules specified in that section for the affected source.

(ii) If a performance test is required as a result of a process change, the owner or operator shall specify that the performance test has become necessary due to a process change. This specification shall be made in the performance test notification to the Administrator, as specified in § 63.999(a)(1).

(iii) If a process change does not result in additional applicable requirements, then the owner or operator shall include a statement documenting this in the next Periodic Report required by § 63.1110(a)(5) after the process change was made.

(n) *Parameter monitoring of certain process vents.* An owner or operator who maintains a TRE index value (if applicable) in the applicable TRE index value monitoring range as specified in an applicable table presented in § 63.1103 of this subpart without using a recovery device shall report a description of the parameter(s) to be monitored to ensure the process vent is operated in conformance with its design or process and achieves and maintains the TRE index value above the specified level, and an explanation of the criteria used to select parameter(s). An owner or operator who maintains a TRE index value (if applicable) in the applicable TRE index monitoring range as specified in an applicable table presented in § 63.1103 of this subpart by using a recovery device shall comply with the requirements of § 63.993(c).

[64 FR 34921, June 29, 1999, as amended at 64 FR 63708, Nov. 22, 1999; 67 FR 39307, June 7, 2002; 67 FR 42688, July 12, 2002]

**§ 63.1105 Transfer racks.**

(a) *Design requirements.* The owner or operator shall equip each transfer rack with one of the control options listed in paragraphs (a)(1) through (4) of this section.

(1) A closed vent system designed to collect HAP-containing vapors displaced from tank trucks or railcars during loading and to route the collected vapors to a flare. The owner or operator must meet the requirements of § 63.982(a)(3).

(2) A closed vent system designed to collect HAP-containing vapors displaced from tank trucks or railcars during loading and to route the collected vapors to a control device other than a flare. The owner or operator must meet the requirements of § 63.982(a)(3).

(3) Process piping designed to collect the HAP vapors displaced from tank trucks or railcars during loading and to route the collected vapors to a process where the HAP vapors shall predominantly meet one of, or a combination of, the ends specified in paragraphs (a)(3)(i) through (iv) of this section or to a fuel gas system. The owner or operator must meet the requirements of § 63.982(a)(3).

(i) Recycled and/or consumed in the same manner as a material that fulfills the same function in that process;

(ii) Transformed by chemical reaction into materials that are not HAP;

(iii) Incorporated into a product; and/or

(iv) Recovered.

(4) Process piping designed to collect the HAP vapors displaced from tank trucks or railcars during loading and to route the collected vapors to a vapor balance system. The vapor balance system must be designed to route the collected HAP vapors to the storage vessel from which the liquid being loaded originated, or to another storage vessel connected to a common header, or to compress and route collected HAP vapors to a process.

(b) *Operating requirements.* An owner or operator of a transfer rack shall operate it in such a manner that emissions are routed through the equipment specified in paragraph (a) of this section.

(c) *Control device operation.* Whenever HAP emissions are vented to a control device used to comply with the provisions of this subpart, such control device shall be operating.

(d) *Tank trucks and railcars.* The owner or operator shall load HAP-containing materials only into tank trucks and railcars that meet the requirement in paragraph (d)(1) or (2) of this section and shall maintain the records specified in paragraph (i) of this section.

(1) Have a current certification in accordance with the U.S. Department of Transportation (DOT) pressure test requirements of 49 CFR part 180 for tank trucks and 49 CFR 173.31 for railcars; or

(2) Have been demonstrated to be vapor-tight within the preceding 12 months as determined by the procedures in paragraph (h) of this section. Vapor-tight means that the pressure in a truck or railcar tank will not drop more than 750 pascals within 5 minutes after it is pressurized to a minimum of 4,500 pascals.

(e) *Pressure relief device.* The owner or operator of a transfer rack subject to the provisions of this subpart shall ensure that no pressure relief device in the loading equipment of each tank truck or railcar shall begin to open to the atmosphere during loading. Pressure relief devices needed for safety purposes are not subject to the requirements of this paragraph.

(f) *Compatible system.* The owner or operator of a transfer rack subject to the provisions of this subpart shall load HAP-containing materials only to tank trucks or railcars equipped with a vapor collection system that is compatible with the transfer rack's closed vent system or process piping.

(g) *Loading while systems connected.* The owner or operator of a transfer rack subject to this subpart shall load HAP-containing material only to tank trucks or railcars whose collection systems are connected to the transfer rack's closed vent system or process piping.

(h) *Vapor tightness procedures.* For the purposes of demonstrating vapor tightness to determine compliance with paragraph (d)(2) of this section, the procedures and equipment specified in paragraphs (h)(1) and (2) shall be used.

(1) The pressure test procedures specified in Method 27 of appendix A to 40 CFR part 60.

(2) A pressure measurement device that has a precision of  $\pm 2.5$  millimeters of mercury or better and that is capable of measuring above the pressure at which the tank truck or railcar is to be tested for vapor tightness.

(i) *Recordkeeping.* The owner or operator of a transfer rack shall record that the verification of DOT tank certification or Method 27 of appendix A to 40 CFR part 60 testing required in § 63.84(c) has been performed. Various methods for the record of verification can be used, such as a check-off on a log sheet, a list of DOT serial numbers or Method 27 data, or a position description for gate security showing that the security guard will not allow any trucks on-site that do not have the appropriate documentation.

[67 FR 46288, July 12, 2002]

#### § 63.1106 Wastewater provisions.

(a) *Process wastewater.* Except as specified in paragraphs (a)(1) through (a)(16) and paragraph (d) of this section, the owner or operator of each affected source shall comply with the HON process wastewater requirements in §§ 63.132 through 63.148.

(1) When terms used in §§ 63.132 through 63.148 are defined in § 63.1101, the definition in § 63.1101 shall apply, for the purposes of this subpart. For terms used in §§ 63.132 through 63.148 that are not defined in § 63.1101, the definitions in § 63.101 and § 63.111 shall apply.

(2) When the term chemical manufacturing production process unit, or CMPU, is used in §§ 63.132 through 63.148, the phrase “a process unit whose primary product is a product produced by a source category subject to this subpart” shall apply, for the purposes of this subpart.

(3) Owners and operators of affected sources are not required to comply with § 63.132(b)(1) and (d) and § 63.138(c). Further, owners and operators are exempt from all requirements in §§ 63.132 through 63.148 that pertain solely and exclusively to organic HAP listed in Table 8 of subpart G of this part.

(4) When the determination of equivalence criteria in § 63.102(b) is re-

ferred to in §§ 63.132, 63.133, and 63.137, the alternative nonopacity emission standard provisions in § 63.6(g) shall apply, for the purposes of this subpart.

(5) When the HON storage vessel requirements for internal floating roofs contained in § 63.119(b) are referred to in § 63.133(a)(2)(ii), the requirements in § 63.1063(a)(1)(i), (2), and (b) shall apply, for the purposes of this subpart.

(6) When the HON storage vessel requirements for external floating roofs in § 63.119(c) and § 63.120(b)(5) and (6) are referred to in § 63.133(a)(2)(iii) and (d), the requirements in § 63.1063(a)(1)(ii), (2), and (b) shall apply, for the purposes of this subpart.

(7) For the purposes of this subpart, § 63.1063(c)(2)(iv) shall apply instead of § 63.133(e).

(8) When § 63.143(c), (d), (e)(3) and § 63.146(a) require the submission of a request for approval to monitor alternative parameters according to the procedures specified in § 63.151(f) or (g), the owner or operator requesting to monitor alternative parameters shall follow the procedures specified in § 63.1108(c) or as specified in a referenced subpart.

(9) When § 63.147(d) requires the owner or operator to keep records of the daily average value of each continuously monitored parameter for each operating day as specified in § 63.152(f), the owner or operator shall keep records of each continuously monitored parameter for each operating day as specified in § 63.998(b).

(10) When § 63.132(a) and (b) refer to the “applicable dates specified in § 63.100 of subpart F of this part,” the applicable compliance dates specified in § 63.1102 shall apply, for purposes of this subpart.

(11) Where § 63.152(b) and/or the Notification of Compliance Status is referred to in §§ 63.132 through 63.148, the Notification of Compliance Status requirements contained in § 63.1110(a)(3) shall apply, for purposes of this subpart.

(12) Where § 63.152(c) and/or the Periodic Report requirements are referred to §§ 63.132 through 63.148, the Periodic Report requirements contained in § 63.1110(a)(4) shall apply, for purposes of this subpart.

(13) When Method 18 of appendix A to part 60 of this chapter is specified in § 63.139(e)(1)(ii), § 63.145(d)(4), or § 63.145(i)(2), either Method 18 or Method 25A may be used. The use of Method 25A of appendix A to part 60 of this chapter shall comply with paragraphs (a)(13)(i) and (a)(13)(ii) of this section.

(i) The organic HAP used as the calibration gas for Method 25A of appendix A of part 60 of this chapter shall be the single organic HAP representing the largest percent by volume of the emissions.

(ii) The use of Method 25A of appendix A of part 60 of this chapter is acceptable if the response from the high-level calibration gas is at least 20 times the standard deviation of the response from the zero calibration gas when the instrument is zeroed on the most sensitive scale.

(14) When the HON recordkeeping requirements for by-pass lines in § 63.118(a)(3) is referred to in § 63.148(f), the requirements in § 63.998(d)(1)(ii)(A) shall apply, for the purposes of this subpart.

(15) When the Initial Notification requirements in § 63.182(b) are referred to in § 63.148(j), the requirements in § 63.1110(c) shall apply, for the purposes of this subpart.

(16) For the purposes of this subpart, § 63.148(k) shall not apply.

(b) *Maintenance wastewater.* The owner or operator of each affected source shall comply with the HON maintenance wastewater requirements in § 63.105. When terms used in § 63.105 are defined in § 63.1101, the definition in § 63.1101 shall apply, for the purpose of this subpart. For terms used in § 63.105 that are not defined in § 63.1101, the definitions in § 63.101 and § 63.111 shall apply.

(c) *Liquid streams in open systems.* The owner or operator shall comply with the provisions of Table 35 of subpart G of this part for each item of equipment meeting the criteria specified in paragraphs (c)(1) through (3) of this section and either paragraph (c)(4)(i) or (ii) of this section, with the exceptions provided in paragraphs (c)(5) and (6) of this section.

(1) The item of equipment is one of the types of equipment identified in

paragraphs (c)(1)(i) through (vii) of this section.

- (i) Drain or drain hub;
- (ii) Manhole (including sumps and other points of access to a conveyance system);
- (iii) Lift station;
- (iv) Trench;
- (v) Pipe;
- (vi) Oil/water separator; and
- (vii) Tanks with capacities of 38 m<sup>3</sup> or greater.

(2) The item of equipment is part of an affected source that is subject to this subpart.

(3) The item of equipment is controlled less stringently than in Table 35 of subpart G of this part, and the item of equipment is not otherwise exempt from the provisions of this subpart, or a referenced subpart.

(4) The item of equipment:

- (i) Is a drain, drain hub, manhole, lift station, trench, pipe, or oil/water separator that conveys water with a total annual average concentration greater than or equal to 10,000 parts per million by weight of Table 9 compounds (as defined under this subpart) at any flow rate; or a total annual average concentration greater than or equal to 1,000 parts per million by weight of Table 9 compounds (as defined under this subpart) at an annual average flow rate greater than or equal to 10 liters per minute.

(ii) Is a tank that receives one or more streams that contain water with a total annual average concentration greater than or equal to 1,000 parts per million by weight of Table 9 compounds (as defined under this subpart) at an annual average flow rate greater than or equal to 10 liters per minute. The owner or operator shall determine the characteristics of the stream as specified in paragraphs (c)(4)(ii)(A) and (B) of this section.

(A) The characteristics of the stream being received shall be determined at the inlet to the tank.

(B) The characteristics shall be determined according to the procedures in § 63.144(b) and (c).

(5) When terms used in Table 35 of subpart G of this part are defined in § 63.1101, the definition in § 63.1101 shall apply, for the purpose of this subpart. For terms used in Table 35 of subpart G

of this part that are not defined in § 63.1101, the definitions in § 63.101 and § 63.111 shall apply.

(6) When Table 35 of subpart G of this part refers to 40 CFR 63.119(e)(1) or (e)(2) in the requirements for tanks, the requirements in § 63.982(a)(1) shall apply, for purposes of this subpart.

(d) The compliance date for the affected sources subject to the provisions of this section is specified in § 63.1102.

[64 FR 63701, Nov. 22, 1999]

**§ 63.1107 Equipment leaks: applicability assessment procedures and methods.**

(a) Each piece of equipment within a process unit that can reasonably be expected to contain equipment in organic HAP service is presumed to be in organic HAP service unless an owner or operator demonstrates that the piece of equipment is not in organic HAP service. For a piece of equipment to be considered not in organic HAP service, it must be determined that the percent organic HAP content can be reasonably expected not to exceed the percent by weight control applicability criteria specified in § 63.1103 for an affected source on an annual average basis. For purposes of determining the percent organic HAP content of the process fluid that is contained in or contacts equipment, Method 18 of 40 CFR part 60, appendix A shall be used.

(b) An owner or operator may use good engineering judgment rather than the procedures in paragraph (a) of this section to determine that the percent organic HAP content does not exceed the percent by weight control applicability criteria specified in § 63.1103 for an affected source. When an owner or operator and the Administrator do not agree on whether a piece of equipment is not in organic HAP service, however, the procedures in paragraph (a) of this section shall be used to resolve the disagreement.

(c) If an owner or operator determines that a piece of equipment is in organic HAP service, the determination can be revised after following the procedures in paragraph (a) of this section, or by documenting that a change in the process or raw materials no longer causes the equipment to be in organic HAP service.

(d) Samples used in determining the percent organic HAP content shall be representative of the process fluid that is contained in or contacts the equipment.

**§ 63.1108 Compliance with standards and operation and maintenance requirements.**

(a) *Requirements.* (1) Except as provided in paragraph (a)(2) of this section, the emission limitations and established parameter ranges of this part shall apply at all times except during periods of startup, shutdown, malfunction, or non-operation of the affected source (or specific portion thereof) resulting in cessation of the emissions to which this subpart applies. However, if a startup, shutdown, malfunction or period of non-operation of one portion of an affected source does not affect the ability of a particular emission point to comply with the specific provisions to which it is subject, then that emission point shall still be required to comply with the applicable provisions of this subpart and any of the subparts that are referenced by this subpart during startup, shutdown, malfunction, or period of non-operation.

(2) If equipment leak requirements are referenced by this subpart for a subject source category, such requirements shall apply at all times except during periods of startup, shutdown, or malfunction, process unit shutdown (as defined in § 63.1101), or non-operation of the affected source (or specific portion thereof) in which the lines are drained and depressurized resulting in cessation of the emissions to which the equipment leak requirements apply.

(3) For batch unit operations, shutdown does not include the normal periods between batch cycles; and startup does not include the recharging of batch unit operations, or the transitional conditions due to changes in product.

(4) [Reserved]

(5) During startups, shutdowns, and malfunctions when the emission standards of this subpart and the subparts referenced by this subpart do not apply pursuant to paragraphs (a)(1) through (4) of this section, the owner or operator shall implement, to the extent

reasonably available, measures to prevent or minimize excess emissions. The measures to be taken shall be identified in the startup, shutdown, and malfunction plan (if applicable), and may include, but are not limited to, air pollution control technologies, recovery technologies, work practices, pollution prevention, monitoring, and/or changes in the manner of operation of the affected source. Back-up control devices are not required, but may be used if available. Compliance with an inadequate startup, shutdown, and malfunction plan developed pursuant to § 63.1111 is not a shield for failing to comply with good operation and maintenance requirements.

(6) Malfunctions shall be corrected as soon as practical after their occurrence.

(7) Operation and maintenance requirements established pursuant to section 112 of the Act are enforceable, independent of emissions limitations or other requirements in relevant standards.

(b) *Compliance assessment procedures—*

(1) *Parameter monitoring: compliance with operating conditions.* Compliance with the required operating conditions for the monitored control devices or recovery devices may be determined by, but is not limited to, the parameter monitoring data for emission points that are required to perform continuous monitoring. For each excursion except for excused excursions (as described in § 63.998(b)(6)(ii)), and as provided for in paragraph (b)(2) of this section the owner or operator shall be deemed to have failed to have applied the control in a manner that achieves the required operating conditions.

(2) *Parameter monitoring: Excursions.* An excursion is not a violation in cases where continuous monitoring is required and the excursion does not count toward the number of excused excursions (as described in § 63.998(b)(6)(ii)), if the conditions of paragraph (b)(2)(i) or (ii) of this section are met. Nothing in this paragraph shall be construed to allow or excuse a monitoring parameter excursion caused by any activity that violates other applicable provisions of this subpart or a subpart referenced by this subpart.

(i) During periods of startup, shutdown, or malfunction (and the source is operated during such periods in accordance with § 63.1111(a)), or

(ii) During periods of non-operation of the affected source or portion thereof (resulting in cessation of the emissions to which the monitoring applies).

(3) *Operation and maintenance procedures.* Determination of whether acceptable operation and maintenance procedures are being used will be based on information available to the Administrator. This information may include, but is not limited to, monitoring results, review of operation and maintenance procedures (including the startup, shutdown, and malfunction plan under § 63.1111), review of operation and maintenance records, and inspection of the affected source, and alternatives approved as specified in § 63.1113.

(4) *Applicability and compliance assessment procedures.* Applicability and compliance with standards shall be governed by, in part, but not limited to, the use of data, tests, and requirements according to paragraphs (b)(4)(i) through (iii) of this section. Compliance with design, equipment, work practice, and operating standards, including those for equipment leaks, shall be determined according to paragraph (b)(5) of this section.

(i) *Applicability assessments.* Unless otherwise specified in a relevant test method required to assess control applicability, each test shall consist of three separate runs using the applicable test method. Each run shall be conducted for the time and under the conditions specified in this subpart. The arithmetic mean of the results of the three runs shall apply when assessing applicability. Upon receiving approval from the Administrator, results of a test run may be replaced with results of an additional test run if it meets the criteria specified in paragraphs (a)(4)(i)(A) through (D) of this section.

(A) A sample is accidentally lost after the testing team leaves the site; or

(B) Conditions occur in which one of the three runs must be discontinued because of forced shutdown; or

(C) Extreme meteorological conditions occur;

(D) Other circumstances occur that are beyond the owner or operator's control.

(ii) *Performance test.* The Administrator may determine compliance with emission limitations of this subpart based on, but not limited to, the results of performance tests conducted according to the procedures specified in § 63.997 of this part, unless otherwise specified in this subpart or a subpart referenced by this subpart.

(iii) *Operation and maintenance requirements.* The Administrator may determine compliance with the operation and maintenance standards of this subpart by, but not limited to, evaluation of an owner or operator's conformance with operation and maintenance requirements, including the evaluation of monitoring data, as specified in this subpart or a subpart referenced by this subpart.

(5) *Design, equipment, work practice, or operational standards.* The Administrator may determine compliance with design, equipment, work practice, or operational requirements by, but is not limited to, review of records, inspection of the affected source, and by evaluation of an owner or operator's conformance with operation and maintenance requirements as specified in this subpart, and in the subparts referenced by this subpart.

(c) *Finding of compliance.* The Administrator may make a finding concerning an affected source's compliance with an emission standard or operating and maintenance requirement as specified in, but not limited to, paragraphs (a) and (b) of this section, upon obtaining all of the compliance information required by the relevant standard (including the written reports of performance test results, monitoring results, and other information, if applicable) and any information available to the Administrator to determine whether proper operation and maintenance practices are being used. Standards in this subpart and methods of determining compliance are in metric units followed by the equivalents in English units. The Administrator will make findings of compliance with the numerical standards of this subpart using metric units.

(d) *Compliance time.* All terms that define a period of time for completion of required tasks (e.g., weekly, monthly, quarterly, annually), unless specified otherwise in the section or subsection that imposes the requirement, refer to the standard calendar periods.

(1) Notwithstanding time periods specified for completion of required tasks, time periods may be changed by mutual agreement between the owner or operator and the Administrator, as specified in § 63.1110(h). For each time period that is changed by agreement, the revised period shall remain in effect until it is changed. A new request is not necessary for each recurring period.

(2) When the period specified for compliance is a standard calendar period, if the initial compliance date occurs after the beginning of the period, compliance shall be required according to the schedule specified in paragraph (d)(2) (i) or (ii) of this section, as appropriate.

(i) Compliance shall be required before the end of the standard calendar period within which the compliance deadline occurs, if there remain at least 3 days for tasks that must be performed weekly, at least 2 weeks for tasks that must be performed monthly, at least 1 month for tasks that must be performed each quarter, or at least 3 months for tasks that must be performed annually; or

(ii) In all other cases, compliance shall be required before the end of the first full standard calendar period after the period within which the initial compliance deadline occurs.

(3) In all instances where a provision requires completion of a task during each of multiple successive periods, an owner or operator may perform the required task at any time during the specified period, provided the task is conducted at a reasonable interval after completion of the task during the previous period.

[64 FR 34921, June 29, 1999, as amended at 64 FR 63709, Nov. 22, 1999; 71 FR 20458, Apr. 20, 2006]

#### § 63.1109 Recordkeeping requirements.

(a) *Maintaining notifications, records, and reports.* Except as provided in paragraph (b) of this section, the owner or

operator of each affected source subject to this subpart shall keep copies of notifications, reports and records required by this subpart and subparts referenced by this subpart for at least 5 years, unless otherwise specified under this subpart.

(b) *Copies of reports.* If the Administrator has waived the requirement of §63.1110(g)(1) for submittal of copies of reports, the owner or operator is not required to maintain copies of the waived reports. This paragraph applies only to reports and not the underlying records that must be maintained as specified in this subpart and the subparts referenced by this subpart.

(c) *Availability of records.* All records required to be maintained by this subpart or a subpart referenced by this subpart shall be maintained in such a manner that they can be readily accessed and are suitable for inspection. The records of the remaining 3 years, where required, may be retained offsite. Records may be maintained in hard copy or computer-readable form including, but not limited to, on paper, microfilm, computer, computer disk, magnetic tape, or microfiche.

(d) *Control applicability records.* Owners or operators shall maintain records containing information developed and used to assess control applicability under §63.1103 (e.g., combined total annual emissions of regulated organic HAP).

[64 FR 34921, June 29, 1999, as amended at 67 FR 39307, June 7, 2002]

#### §63.1110 Reporting requirements.

(a) *Required reports.* Each owner or operator of an affected source subject to this subpart shall submit the reports listed in paragraphs (a)(1) through (8) of this section, as applicable.

(1) A Notification of Initial Startup described in paragraph (b) of this section, as applicable.

(2) An Initial Notification described in paragraph (c) of this section.

(3) [Reserved]

(4) A Notification of Compliance Status report described in paragraph (d) of this section.

(5) Periodic Reports described in paragraph (e) of this section.

(6) Application for approval of construction or reconstruction described in §63.5(d) of subpart A of this part.

(7) Startup, Shutdown, and Malfunction Reports described in §63.1111 of this subpart.

(8) Other reports. Other reports shall be submitted as specified elsewhere in this subpart and subparts referenced by this subpart.

(b) *Notification of initial startup—(1) Contents.* An owner or operator of an affected source for which a notice of initial startup has not been submitted under §63.5, shall send the Administrator written notification of the actual date of initial startup of an affected source. This paragraph does not apply to an affected source in existence on the effective date of this rule.

(2) *Due date.* The notification of the actual date of initial startup shall be postmarked within 15 days after such date.

(c) *Initial Notification.* Owners or operators of affected sources who are subject to this subpart shall notify the Administrator of the applicability of this subpart by submitting an Initial Notification according to the schedule described in paragraph (c)(1) of this section. The notice shall include the information specified in paragraphs (c)(2) through (7) of this section, as applicable. An application for approval of construction or reconstruction required under §63.5(d) of subpart A of this part may be used to fulfill the initial notification requirements.

(1) The initial notification shall be postmarked within 1 year after the source becomes subject to this subpart.

(2) Identification of the storage vessels subject to this subpart.

(3) Identification of the process vents subject to this subpart.

(4) Identification of the transfer racks subject to this subpart.

(5) For equipment leaks, identification of the process units subject to this subpart.

(6) Identification of other equipment or emission points subject to this subpart.

(7) As an alternative to the requirements specified in paragraphs (c)(1) through (3) and (c)(5) of this section, process units can be identified instead of individual pieces of equipment. For



this alternative, the kind of emission point in the process unit that will comply must also be identified.

(d) *Notification of Compliance Status*—

(1) *Contents.* The owner or operator shall submit a Notification of Compliance Status for each affected source subject to this subpart containing the information specified in paragraphs (d)(1)(i) and (d)(1)(ii) of this section.

(i) The Notification of Compliance Status shall include the information specified in this subpart and the subparts referenced by this subpart. Alternatively, this information can be submitted as part of a title V permit application or amendment.

(ii) The Notification of Compliance Status shall include a statement from the owner or operator identifying which subpart he or she has elected to comply with, where given a choice, as provided for in §63.1100(g).

(2) *Due date.* The owner or operator shall submit the Notification of Compliance Status for each affected source 240 days after the compliance date specified for the affected source under this subpart, or 60 days after completion of the initial performance test or initial compliance assessment, whichever is earlier. Notification of Compliance Status reports may be combined for multiple affected sources as long as the due date requirements for all sources covered in the combined report are met.

(e) *Periodic Reports.* The owner or operator of an affected source subject to monitoring requirements of this subpart, or to other requirements of this subpart or subparts referenced by this subpart, where periodic reporting is specified, shall submit a Periodic Report.

(1) *Contents.* Periodic Reports shall include all information specified in this subpart and subparts referenced by this subpart.

(2) *Due date.* The Periodic Report shall be submitted no later than 60 days after the end of each 6-month period. The first report shall cover the 6-month period after the Notification of Compliance Status report is due. The first report shall be submitted no later than the last day of the month that includes the date 8 months (6 months and

60 days) after the Notification of Compliance Status report is due.

(3) *Overlap with title V reports.* Information required by this subpart, which is submitted with a title V periodic report, need not also be included in a subsequent Periodic Report required by this subpart or subpart referenced by this subpart. The title V report shall be referenced in the Periodic Report required by this subpart.

(f) *General report content.* All reports and notifications submitted pursuant to this subpart, including reports that combine information required under this subpart and a subpart referenced by this subpart, shall include the information specified in paragraphs (f)(1) through (4) of this section.

(1) The name, address and telephone number (fax number may also be provided) of the owner or operator.

(2) The name, address and telephone number of the person to whom inquiries should be addressed, if different than the owner or operator.

(3) The address (physical location) of the reporting facility.

(4) Identification of each affected source covered in the submission and identification of the subparts (this subpart and the subparts referenced in this subpart) that are applicable to that affected source. Summaries and groupings of this information are permitted.

(g) *Report and notification submission*—

(1) *Submission to the Environmental Protection Agency.* All reports and notifications required under this subpart shall be sent to the appropriate EPA Regional Office and to the delegated State authority, except that request for permission to use an alternative means of emission limitation as provided for in §63.1113 shall be submitted to the Director of the EPA Office of Air Quality Planning and Standards, U.S. Environmental Protection Agency, MD-10, Research Triangle Park, North Carolina, 27711. The EPA Regional Office may waive the requirement to submit a copy of any reports or notifications at its discretion.

(2) *Submission of copies.* If any State requires a notice that contains all the information required in a report or notification listed in this subpart, an

owner or operator may send the appropriate EPA Regional Office a copy of the report or notification sent to the State to satisfy the requirements of this subpart for that report or notification.

(3) *Method of submission.* Wherever this subpart specifies “postmark” dates, submittals may be sent by methods other than the U.S. Mail (e.g., by fax or courier). Submittals shall be sent on or before the specified date.

(4) *Submission by electronic media.* If acceptable to both the Administrator and the owner or operator of an affected source, reports may be submitted on electronic media.

(h) *Adjustment to timing of submittals and review of required communications—*

(1) *Alignment with title V submission.* An owner or operator may submit Periodic Reports required by this subpart on the same schedule as the title V periodic report for the facility. The owner or operator using this option need not obtain prior approval, but must ensure that no reporting gaps occur. The owner or operator shall clearly identify the change in reporting schedule in the first report filed under this paragraph. The requirements of paragraph (f) of this section are not waived when implementing this change.

(2) *Establishment of a common schedule.* An owner or operator may arrange by mutual agreement (which may be a standing agreement) with the Administrator a common schedule on which periodic reports required by this subpart shall be submitted throughout the year as long as the reporting period is not extended. Procedures governing the implementation of this provision are specified in paragraphs (h)(3) through (7) of this section.

(3) *Submission requirements.* Except as allowed by paragraph (h)(1) of this section, until an adjustment of a time period or postmark deadline has been approved by the Administrator under paragraphs (h)(5) and (6) of this section, the owner or operator of an affected source remains strictly subject to the required submittal deadlines specified in this subpart and subparts referenced by this subpart.

(4) *Request for adjustment of reporting schedule.* Except as allowed by paragraph (h)(1) of this section, an owner or

operator shall request the adjustment provided for in paragraphs (h)(5) and (6) of this section each time he or she wishes to change an applicable time period or postmark deadline specified in this subpart or subparts referenced by this subpart. A request for a change to the periodic reporting schedule need only be made once for every schedule change and not once for every semi-annual report submitted.

(5) *Alteration of time periods or deadlines.* Notwithstanding time periods or postmark deadlines specified in this subpart for the submittal of information to the Administrator by an owner or operator, or the review of such information by the Administrator, such time periods or deadlines may be changed by mutual agreement between the owner or operator and the Administrator. An owner or operator who wishes to request a change in a time period or postmark deadline for a particular requirement shall request the adjustment in writing as soon as practical before the subject activity is required to take place. The owner or operator shall include in the request whatever information he or she considers useful to convince the Administrator that an adjustment is warranted.

(6) *Approval of request for adjustment.* If, in the Administrator’s judgment, an owner or operator’s request for an adjustment to a particular time period or postmark deadline is warranted, the Administrator will approve the adjustment. The Administrator will notify the owner or operator in writing of approval or disapproval of the request for an adjustment within 15 calendar days of receiving sufficient information to evaluate the request.

(7) *Notification of delay.* If the Administrator is unable to meet a specified deadline, he or she will notify the owner or operator of any significant delay and inform the owner or operator of the amended schedule.

[64 FR 34921, June 29, 1999, as amended at 64 FR 63709, Nov. 22, 1999]

#### **§ 63.1111 Startup, shutdown, and malfunction.**

(a) *Startup, shutdown, and malfunction plan—*(1) *Description and purpose of plan.* The owner or operator of an affected source shall develop a written

startup, shutdown, and malfunction plan that describes, in detail, procedures for operating and maintaining the affected source during periods of startup, shutdown, and malfunction. This plan shall also include a program of corrective action for malfunctioning process and air pollution control equipment used to comply with relevant standards under this subpart. The plan shall also address routine or otherwise predictable CPMS malfunctions. This plan shall be developed by the owner or operator by the affected source's compliance date under this subpart. The requirement to develop this plan shall be incorporated into the source's title V permit. This requirement is optional for equipment that must comply with subparts TT or UU under this subpart. It is not optional for equipment equipped with a closed vent system and control device subject to this subpart and subpart SS of this part. The purpose of the startup, shutdown, and malfunction plan is described in paragraphs (a)(1)(i) and (ii) of this section.

(i) To ensure that owners or operators are prepared to correct malfunctions as soon as practical after their occurrence, in order to minimize excess emissions of regulated organic HAP; and

(ii) To reduce the reporting burden associated with periods of startup, shutdown, and malfunction (including corrective action taken to restore malfunctioning process and air pollution control equipment to its normal or usual manner of operation).

(2) Operation of source. During periods of startup, shutdown, and malfunction, the owner or operator of an affected source subject to this subpart YY shall operate and maintain such affected source (including associated air pollution control equipment and CPMS) in a manner consistent with safety and good air pollution control practices for minimizing emissions to the extent practical. The general duty to minimize emissions during a period of startup, shutdown, or malfunction does not require the owner or operator to achieve emission levels that would be required by the applicable standard at other times if this is not consistent with safety and good air pollution control practices, nor does it require the

owner or operator to make any further efforts to reduce emissions if levels required by the applicable standard have been achieved. Determination of whether such operation and maintenance procedures are being used will be based on information available to the Administrator which may include, but is not limited to, monitoring results, review of operation and maintenance procedures (including the startup, shutdown, and malfunction plan required by this section), review of operation and maintenance records, and inspection of the source.

(3) *Use of additional procedures.* To satisfy the requirements of this section to develop a startup, shutdown, and malfunction plan, the owner or operator of an affected source may use the affected source's standard operating procedures (SOP) manual, or an Occupational Safety and Health Administration (OSHA) or other plan, provided the alternative plans meet all the requirements of this section and are made available for inspection when requested by the Administrator.

(4) *Revisions to the plan.* Based on the results of a determination made under §63.1108(b)(3), the Administrator may require that an owner or operator of an affected source make changes to the startup, shutdown, and malfunction plan for that source. The Administrator may require reasonable revisions to a startup, shutdown, and malfunction plan if the Administrator finds that the plan is inadequate as specified in paragraphs (a)(4)(i) through (iv) of this section:

(i) Does not address a startup, shutdown, and malfunction event of the CPMS, the air pollution control equipment, or the affected source that has occurred; or

(ii) Fails to provide for the operation of the affected source (including associated air pollution control equipment and CPMS) during a startup, shutdown, and malfunction event in a manner consistent with good air pollution control practices for minimizing emissions to the extent practical; or

(iii) Does not provide adequate procedures for correcting malfunctioning process and air pollution control equipment as quickly as practicable; or

(iv) Does not provide adequate measures to prevent or minimize excess emissions to the extent practical as specified in § 63.1108(a)(5).

(5) *Additional malfunction plan requirements.* If the startup, shutdown, and malfunction plan fails to address or inadequately addresses an event that meets the characteristics of a malfunction but was not included in the startup, shutdown, and malfunction plan at the time the owner or operator developed the plan, the owner or operator shall revise the startup, shutdown, and malfunction plan within 45 days after the event to include detailed procedures for operating and maintaining the affected source during similar malfunction events and a program of corrective action for similar malfunctions of process or air pollution control equipment or CPMS.

(b) *Startup, shutdown, and malfunction reporting requirements—(1) Periodic startup, shutdown, and malfunction reporting requirements.* If actions taken by an owner or operator during a startup, shutdown, and malfunction of an affected source, or of a control device or monitoring system required for compliance (including actions taken to correct a malfunction) are consistent with the procedures specified in the affected source's plan, then the owner or operator shall state such information in a startup, shutdown, and malfunction report. During the reporting period, reports shall only be required for startups, shutdowns, and malfunctions during which excess emissions, as defined in § 63.1108(a)(5), occur during the reporting period. A startup, shutdown, and malfunction report can be submitted as part of a Periodic Report required under § 63.1110(a)(5), or on a more frequent basis if specified otherwise under this subpart or a subpart referenced by this subpart or as established otherwise by the permitting authority in the affected source's title V permit. The startup, shutdown, and malfunction report shall be delivered or postmarked by the 30th day following the end of each calendar half (or other calendar reporting period, as appropriate), unless the information is submitted with the Periodic Report. The report shall include the informa-

tion specified in paragraphs (b)(1)(i) through (b)(1)(iv) of this section.

(i) The name, title, and signature of the owner or operator or other responsible official certifying its accuracy.

(ii) The number of startup, shutdown, and malfunction events and the total duration of all periods of startup, shutdown, and malfunction for the reporting period if the total duration amounts to either of the durations in paragraphs (b)(1)(ii)(A) or (B) of this section. Records of the number of CPMS startup, shutdown, and malfunction events and the total duration of all periods of startup, shutdown, and malfunction for the reporting period are required under § 63.998(c)(1)(ii)(C) and (D) of this section.

(A) Total duration of periods of malfunctioning of a CPMS equal to or greater than 5 percent of that CPMS operating time for the reporting period; or

(B) Total duration of periods of startup, shutdown, and malfunction for an affected source equal to or greater than 1 percent of that affected source's operating time for the reporting period.

(iii) Records documenting each startup, shutdown and malfunction event as required under § 63.998(c)(1)(ii)(F).

(iv) Records documenting the total duration of operating time as required under § 63.998(c)(1)(ii)(H).

(2) *Immediate startup, shutdown, and malfunction reports.* Notwithstanding the allowance to reduce the frequency of reporting for startup, shutdown, and malfunction reports under paragraph (b)(1) of this section, any time an action taken by an owner or operator during a startup, shutdown, or malfunction (including actions taken to correct a malfunction) during which excess emissions occur is not consistent with the procedures specified in the affected source's plan, the owner or operator shall report the actions taken for that event within 2 working days after commencing actions inconsistent with the plan, followed by a letter delivered or postmarked within 7 working days after the end of the event. The immediate report required under this paragraph shall contain the name, title, and signature of the owner or operator or other responsible official who is certifying its accuracy, explaining

the circumstances of the event, the reasons for not following the startup, shutdown, and malfunction plan, and whether any excess emissions and/or parameter monitoring exceedances are believed to have occurred. Notwithstanding the requirements of the previous sentence, after the effective date of an approved permit program in the State in which an affected source is located, the owner or operator may make alternative reporting arrangements, in advance, with the permitting authority in that State. Procedures governing the arrangement of alternative reporting requirements under this paragraph are specified in §63.1110(h).

(3) [Reserved]

[64 FR 34921, June 29, 1999, as amended at 71 FR 20458, Apr. 20, 2006]

**§63.1112 Extension of compliance, and performance test, monitoring, recordkeeping and reporting waivers and alternatives.**

(a) *Extension of compliance*—(1) *Extension of compliance with emission standards.* Until an extension of compliance has been granted by the Administrator under this paragraph, the owner or operator of an affected source subject to the requirements of this subpart shall comply with all applicable requirements of this subpart.

(2) *Extension of compliance for early reductions and other reductions.* (i) *Early reductions.* Pursuant to section 112(i)(5) of the Act, if the owner or operator of an existing source demonstrates that the source has achieved a reduction in emissions of hazardous air pollutants in accordance with the provisions of subpart D of this part, the Administrator will grant the owner or operator an extension of compliance with specific requirements of this part, as specified in subpart D of this part.

(ii) *Other reductions.* Pursuant to section 112(i)(6) of the Act, if the owner or operator of an existing source has installed best available control technology (BACT) (as defined in section 169(3) of the Act) or technology required to meet a lowest achievable emission rate (LAER) (as defined in section 171 of the Act) prior to the promulgation of an emission standard in this part applicable to such source and the same pollutant (or stream of pol-

lutants) controlled pursuant to the BACT or LAER installation, the Administrator will grant the owner or operator an extension of compliance with such emission standard that will apply until the date 5 years after the date on which such installation was achieved, as determined by the Administrator.

(3) *Request for extension of compliance.* Paragraphs (a)(4) through (7) of this section concern requests for an extension of compliance with a relevant standard under this part (except requests for an extension of compliance under paragraph (a)(2)(i) of this section will be handled through procedures specified in subpart D of this part).

(4) *Requests for extensions of compliance for section 112 standards.* (i) *Section 112(d) standards.* (A) The owner or operator of an existing source who is unable to comply with a relevant standard established under this part pursuant to section 112(d) of the Act may request that the Administrator grant an extension allowing the source up to 1 additional year to comply with the standard, if such additional period is necessary for the installation of controls. The owner or operator of an affected source who has requested an extension of compliance under this paragraph and who is otherwise required to obtain a title V permit shall apply for such permit or apply to have the source's title V permit revised to incorporate the conditions of the extension of compliance. The conditions of an extension of compliance granted under this paragraph will be incorporated into the affected source's title V permit according to the provisions of part 70 or Federal title V regulations in this chapter (42 U.S.C. 7661), whichever are applicable.

(B) Any request under this paragraph for an extension of compliance with a relevant standard shall be submitted in writing to the appropriate authority not later than 12 months before the affected source's compliance date (as specified in §63.1102) for sources that are not including emission points in an emissions average, or not later than 18 months before the affected source's compliance date (as specified in §63.1102) for sources that are including emission points in an emissions average. Emission standards established

under this part may specify alternative dates for the submittal of requests for an extension of compliance if alternatives are appropriate for the source categories affected by those standards, e.g., a compliance date specified by the standard is less than 12 (or 18) months after the standard's effective date.

(ii) *Section 112(f) standards.* The owner or operator of an existing source unable to comply with a relevant standard established under this part pursuant to section 112(f) of the Act may request that the Administrator grant an extension allowing the source up to 2 years after the standard's effective date to comply with the standard. The Administrator may grant such an extension if he/she finds that such additional period is necessary for the installation of controls and that steps will be taken during the period of the extension to assure that the health of persons will be protected from imminent endangerment. Any request for an extension of compliance with a relevant standard under this paragraph shall be submitted in writing to the Administrator not later than 15 days after the effective date of the relevant standard.

(5) *Requests for extensions of compliance for BACT or LAER.* The owner or operator of an existing source who has installed BACT or technology required to meet LAER (as specified in paragraph (a)(2)(ii) of this section) prior to the promulgation of a relevant emission standard in this part may request that the Administrator grant an extension allowing the source 5 years from the date on which such installation was achieved, as determined by the Administrator, to comply with the standard. Any request for an extension of compliance with a relevant standard under this paragraph shall be submitted in writing to the Administrator not later than 120 days after the promulgation date of the standard. The Administrator may grant such an extension if he or she finds that the installation of BACT or technology to meet LAER controls the same pollutant (or stream of pollutants) that would be controlled at that source by the relevant emission standard.

(6) *Contents of request.* (i) The request for a compliance extension under para-

graph (a)(4) of this section shall include the following information:

(A) A description of the controls to be installed to comply with the standard;

(B) A compliance schedule, including the date by which each step toward compliance will be reached. At a minimum, the list of dates shall include:

(1) The date by which contracts for emission control systems or process changes for emission control will be awarded, or the date by which orders will be issued for the purchase of component parts to accomplish emission control or process changes;

(2) The date by which on-site construction, installation of emission control equipment, or a process change is to be initiated;

(3) The date by which on-site construction, installation of emission control equipment, or a process change is to be completed; and

(4) The date by which final compliance is to be achieved.

(C) A description of interim emission control steps, that will be taken during the extension period, including milestones to assure proper operation and maintenance of emission control and process equipment; and

(D) Whether the owner or operator is also requesting an extension of other applicable requirements (e.g., performance testing requirements).

(ii) The request for a compliance extension under paragraph (a)(5) of this section shall include all information needed to demonstrate to the Administrator's satisfaction that the installation of BACT or technology to meet LAER controls the same pollutant (or stream of pollutants) that would be controlled at that source by the relevant emission standard.

(7) *Additional advice.* Advice on requesting an extension of compliance may be obtained from the Administrator.

(8) *Approval of request for extension of compliance.* Paragraphs (a)(9) through (14) of this section concern approval of an extension of compliance requested under paragraphs (a)(4) through (6) of this section.

(9) *General.* Based on the information provided in any request made under paragraphs (a)(4) through (6) of this

section, or other information, the Administrator may grant an extension of compliance with an emission standard, as specified in paragraphs (a)(4) and (5) of this section.

(10) *Contents of extension.* The extension will be in writing and will—

(i) Identify each affected source covered by the extension;

(ii) Specify the termination date of the extension;

(iii) Specify the dates by which steps toward compliance are to be taken, if appropriate;

(iv) Specify other applicable requirements to which the compliance extension applies (e.g., performance tests); and

(v)(A) Under paragraph (a)(4) of this section, specify any additional conditions that the Administrator deems necessary to assure installation of the necessary controls and protection of the health of persons during the extension period; or

(B) Under paragraph (a)(5) of this section, specify any additional conditions that the Administrator deems necessary to assure the proper operation and maintenance of the installed controls during the extension period.

(11) *Progress reports.* The owner or operator of an existing source that has been granted an extension of compliance under paragraph (a)(10) of this section may be required to submit to the Administrator progress reports indicating whether the steps toward compliance outlined in the compliance schedule have been reached. The contents of the progress reports and the dates by which they shall be submitted will be specified in the written extension of compliance granted under paragraph (a)(9) of this section.

(12) *Notifications to owners and operators regarding compliance extensions for section 112(d) standards.* (i) The Administrator will notify the owner or operator in writing of approval or intention to deny approval of a request for an extension of compliance within 30 days after receipt of sufficient information to evaluate a request submitted under paragraph (a)(4)(i) or (a)(5) of this section. The 30-day approval or denial period will begin after the owner or operator has been notified in writing that his/her application is complete. The

Administrator will notify the owner or operator in writing of the status of his/her application, that is, whether the application contains sufficient information to make a determination, within 30 days after receipt of the original application and within 30 days after receipt of any supplementary information that is submitted.

(ii) When notifying the owner or operator that his/her application is not complete, the Administrator will specify the information needed to complete the application and provide notice of opportunity for the applicant to present, in writing, within 30 days after he/she is notified of the incomplete application, additional information or arguments to the Administrator to enable further action on the application.

(iii) Before denying any request for an extension of compliance, the Administrator will notify the owner or operator in writing of the Administrator's intention to issue the denial, together with—

(A) Notice of the information and findings on which the intended denial is based; and

(B) Notice of opportunity for the owner or operator to present in writing, within 15 days after he/she is notified of the intended denial, additional information or arguments to the Administrator before further action on the request.

(iv) The Administrator's final determination to deny any request for an extension will be in writing and will set forth the specific grounds on which the denial is based. The final determination will be made within 30 days after presentation of additional information or argument (if the application is complete), or within 30 days after the final date specified for the presentation if no presentation is made.

(13) *Notifications to owners and operators regarding compliance extensions for section 112(f) standards.* (i) The Administrator will notify the owner or operator in writing of approval or intention to deny approval of a request for an extension of compliance within 30 days after receipt of sufficient information to evaluate a request submitted under paragraph (a)(4)(ii) of this section. The 30-day approval or denial period will begin after the owner or operator has

been notified in writing that his/her application is complete. The Administrator will notify the owner or operator in writing of the status of his/her application, that is, whether the application contains sufficient information to make a determination, within 15 days after receipt of the original application and within 15 days after receipt of any supplementary information that is submitted.

(ii) When notifying the owner or operator that his/her application is not complete, the Administrator will specify the information needed to complete the application and provide notice of opportunity for the applicant to present, in writing, within 15 days after he/she is notified of the incomplete application, additional information or arguments to the Administrator to enable further action on the application.

(iii) Before denying any request for an extension of compliance, the Administrator will notify the owner or operator in writing of the Administrator's intention to issue the denial, together with—

(A) Notice of the information and findings on which the intended denial is based; and

(B) Notice of opportunity for the owner or operator to present in writing, within 15 days after he/she is notified of the intended denial, additional information or arguments to the Administrator before further action on the request.

(iv) A final determination to deny any request for an extension will be in writing and will set forth the specific grounds on which the denial is based. The final determination will be made within 30 days after presentation of additional information or argument (if the application is complete), or within 30 days after the final date specified for the presentation if no presentation is made.

(14) *Termination of extension.* The Administrator may terminate an extension of compliance at an earlier date than specified if any specification under paragraphs (a)(10)(iii) or (iv) of this section is not met.

(15) [Reserved]

(16) *Administrator's authority.* The granting of an extension under this section shall not abrogate the Adminis-

trator's authority under section 114 of the Act.

(b) *Waiver of performance tests*—(1) *Applicability of this section.* Until a waiver of a performance testing requirement has been granted by the Administrator under this paragraph, the owner or operator of an affected source remains subject to the requirements of this section.

(2) *General.* Individual performance tests may be waived upon written application to the Administrator if, in the Administrator's judgment, the source is meeting the relevant standard(s) on a continuous basis, or the source is being operated under an extension of compliance, or the owner or operator has requested an extension of compliance and the Administrator is still considering that request.

(3) *Request to waive a performance test.*

(i) If a request is made for an extension of compliance under paragraph (a) of this section, the application for a waiver of an initial performance test shall accompany the information required for the request for an extension of compliance. If no extension of compliance is requested or if the owner or operator has requested an extension of compliance and the Administrator is still considering that request, the application for a waiver of an initial performance test shall be submitted at least 60 days before the performance test if a site-specific test plan is not submitted.

(ii) If an application for a waiver of a subsequent performance test is made, the application may accompany any required compliance progress report, compliance status report, or excess emissions and continuous monitoring system performance report, but it shall be submitted at least 60 days before the performance test if a site-specific test plan is not submitted.

(iii) Any application for a waiver of a performance test shall include information justifying the owner or operator's request for a waiver, such as the technical or economic infeasibility, or the impracticality, of the affected source performing the required test.

(4) *Approval of request to waive performance test.* The Administrator will approve or deny a request for a waiver



of a performance test made under paragraph (b)(3) of this section when he/she—

(i) Approves or denies an extension of compliance under paragraph (a) of this section; or

(ii) Approves or disapproves a site-specific test plan; or

(iii) Makes a determination of compliance following the submission of a required compliance status report or excess emissions and continuous monitoring systems performance report; or

(iv) Makes a determination of suitable progress towards compliance following the submission of a compliance progress report, whichever is applicable.

(5) *Administrator's authority.* Approval of any waiver granted under this section shall not abrogate the Administrator's authority under the Act or in any way prohibit the Administrator from later canceling the waiver. The cancellation will be made only after notice is given to the owner or operator of the affected source.

(c) *Use of an alternative monitoring method—*(1) *General.* Until permission to use an alternative monitoring method has been granted by the Administrator under this paragraph, the owner or operator of an affected source remains subject to the requirements of this section and the relevant standard.

(2) *Alternatives to monitoring methods.* After receipt and consideration of written application, the Administrator may approve alternatives to any monitoring methods or procedures of this part including, but not limited to, the following:

(i) Alternative monitoring requirements when installation of a CMS specified by a relevant standard would not provide accurate measurements due to liquid water or other interferences caused by substances within the effluent gases;

(ii) Alternative monitoring requirements when the affected source is infrequently operated;

(iii) Alternative monitoring requirements to accommodate CEMS that require additional measurements to correct for stack moisture conditions;

(iv) Alternative locations for installing CMS when the owner or operator can demonstrate that installation at

alternate locations will enable accurate and representative measurements;

(v) Alternate methods for converting pollutant concentration measurements to units of the relevant standard;

(vi) Alternate procedures for performing daily checks of zero (low-level) and high-level drift that do not involve use of high-level gases or test cells;

(vii) Alternatives to the American Society for Testing and Materials (ASTM) test methods or sampling procedures specified by any relevant standard;

(viii) Alternative CMS that do not meet the design or performance requirements in this part, but adequately demonstrate a definite and consistent relationship between their measurements and the measurements of opacity by a system complying with the requirements as specified in the relevant standard. The Administrator may require that such demonstration be performed for each affected source; or

(ix) Alternative monitoring requirements when the effluent from a single affected source or the combined effluent from two or more affected sources is released to the atmosphere through more than one point.

(3) *Conflicts between alternative and required methods.* If the Administrator finds reasonable grounds to dispute the results obtained by an alternative monitoring method, requirement, or procedure, the Administrator may require the use of a method, requirement, or procedure specified in this section or in the relevant standard. If the results of the specified and alternative method, requirement, or procedure do not agree, the results obtained by the specified method, requirement, or procedure shall prevail.

(4)(i) *Request to use alternative monitoring method.* An owner or operator who wishes to use an alternative monitoring method shall submit an application to the Administrator as described in paragraph (c)(4)(ii) of this section. The application may be submitted at any time provided that the monitoring method is not used to demonstrate compliance with a relevant standard or other requirement. If the alternative monitoring method is to be used to demonstrate compliance with a relevant standard, the application shall

be submitted not later than with the site-specific test plan required, or with the site-specific performance evaluation plan (if requested), or at least 60 days before the performance evaluation is scheduled to begin.

(ii) The application shall contain a description of the proposed alternative monitoring system and a performance evaluation test plan, if required. In addition, the application shall include information justifying the owner or operator's request for an alternative monitoring method, such as the technical or economic infeasibility, or the impracticality, of the affected source using the required method.

(iii) The owner or operator may submit the information required in this paragraph well in advance of the submittal dates specified in paragraph (c)(4)(i) of this section to ensure a timely review by the Administrator in order to meet the compliance demonstration date specified in this section or the relevant standard.

(5) *Approval of request to use alternative monitoring method.* (i) The Administrator will notify the owner or operator of approval or intention to deny approval of the request to use an alternative monitoring method within 30 days after receipt of the original request and within 30 days after receipt of any supplementary information that is submitted. Before disapproving any request to use an alternative monitoring method, the Administrator will notify the applicant of the Administrator's intention to disapprove the request together with—

(A) Notice of the information and findings on which the intended disapproval is based; and

(B) Notice of opportunity for the owner or operator to present additional information to the Administrator before final action on the request. At the time the Administrator notifies the applicant of his or her intention to disapprove the request, the Administrator will specify how much time the owner or operator will have after being notified of the intended disapproval to submit the additional information.

(ii) The Administrator may establish general procedures and criteria in a relevant standard to accomplish the re-

quirements of paragraph (c)(5)(i) of this section.

(iii) If the Administrator approves the use of an alternative monitoring method for an affected source under paragraph (c)(5)(i) of this section, the owner or operator of such source shall continue to use the alternative monitoring method until he or she receives approval from the Administrator to use another monitoring method as allowed by this subpart or a subpart referenced by this subpart.

(6) *Alternative to the relative accuracy test.* An alternative to the relative accuracy test for CEMS specified in a relevant standard may be requested as follows:

(i) *Criteria for approval of alternative procedures.* An alternative to the test method for determining relative accuracy is available for affected sources with emission rates demonstrated to be less than 50 percent of the relevant standard. The owner or operator of an affected source may petition the Administrator under paragraph (c)(6)(ii) of this section to substitute the relative accuracy test in section 7 of Performance Specification 2 with the procedures in section 10 if the results of a performance test conducted according to the requirements specified in this subpart or subpart referenced by this subpart demonstrate that the emission rate of the pollutant of interest in the units of the relevant standard is less than 50 percent of the relevant standard. For affected sources subject to emission limitations expressed as control efficiency levels, the owner or operator may petition the Administrator to substitute the relative accuracy test with the procedures in section 10 of Performance Specification 2 if the control device exhaust emission rate is less than 50 percent of the level needed to meet the control efficiency requirement. The alternative procedures do not apply if the CEMS is used continuously to determine compliance with the relevant standard.

(ii) *Petition to use alternative to relative accuracy test.* The petition to use an alternative to the relative accuracy test shall include a detailed description

of the procedures to be applied, the location and the procedure for conducting the alternative, the concentration or response levels of the alternative relative accuracy materials, and the other equipment checks included in the alternative procedure(s). The Administrator will review the petition for completeness and applicability. The Administrator's determination to approve an alternative will depend on the intended use of the CEMS data and may require specifications more stringent than in Performance Specification 2.

(iii) *Rescission of approval to use alternative to relative accuracy test.* The Administrator will review the permission to use an alternative to the CEMS relative accuracy test and may rescind such permission if the CEMS data from a successful completion of the alternative relative accuracy procedure indicate that the affected source's emissions are approaching the level of the relevant standard. The criterion for reviewing the permission is that the collection of CEMS data shows that emissions have exceeded 70 percent of the relevant standard for any averaging period, as specified in the relevant standard. For affected sources subject to emission limitations expressed as control efficiency levels, the criterion for reviewing the permission is that the collection of CEMS data shows that exhaust emissions have exceeded 70 percent of the level needed to meet the control efficiency requirement for any averaging period, as specified in the relevant standard. The owner or operator of the affected source shall maintain records and determine the level of emissions relative to the criterion for permission to use an alternative for relative accuracy testing. If this criterion is exceeded, the owner or operator shall notify the Administrator within 10 days of such occurrence and include a description of the nature and cause of the increased emissions. The Administrator will review the notification and may rescind permission to use an alternative and require the owner or operator to conduct a relative accuracy test of the CEMS as specified in section 7 of Performance Specification 2.

(d) *Waiver of recordkeeping or reporting requirements.* (1) Until a waiver of a rec-

ordkeeping or reporting requirement has been granted by the Administrator under this paragraph, the owner or operator of an affected source remains subject to the recordkeeping and reporting requirements of this subpart and any subparts referenced by this subpart.

(2) Recordkeeping or reporting requirements may be waived upon written application to the Administrator if, in the Administrator's judgment, the affected source is achieving the relevant standard(s), or the source is operating under an extension of compliance, or the owner or operator has requested an extension of compliance and the Administrator is still considering that request.

(3) If an application for a waiver of recordkeeping or reporting is made, the application shall accompany the request for an extension of compliance under paragraph (a) of this section, any required compliance progress report or compliance status report required under this part or in the source's title V permit, or an excess emissions and continuous monitoring system performance report required under §63.999(c) or another subpart referenced by this subpart, whichever is applicable. The application shall include whatever information the owner or operator considers useful to convince the Administrator that a waiver of recordkeeping or reporting is warranted.

(4) The Administrator will approve or deny a request for a waiver of recordkeeping or reporting requirements under this paragraph when he/she—

(i) Approves or denies an extension of compliance under paragraph (a) of this section; or

(ii) Makes a determination of compliance following the submission of a required Notification of Compliance Status report or excess emissions and continuous monitoring systems performance report; or

(iii) Makes a determination of suitable progress towards compliance following the submission of a compliance progress report, whichever is applicable.

(5) A waiver of any recordkeeping or reporting requirement granted under this paragraph may be conditioned on

other recordkeeping or reporting requirements deemed necessary by the Administrator.

(6) Approval of any waiver granted under this section shall not abrogate the Administrator's authority under the Act or in any way prohibit the Administrator from later canceling the waiver. The cancellation will be made only after notice is given to the owner or operator of the affected source.

**§ 63.1113 Procedures for approval of alternative means of emission limitation.**

(a) *Alternative means of emission limitation.* An owner or operator of an affected source may request a determination of alternative means of emission limitation to the requirements of design, equipment, work practice, or operational standards of this subpart or of a subpart referenced by this subpart. If, in the judgment of the Administrator, an alternative means of emission limitation will achieve a reduction in HAP emissions at least equivalent to the reduction in emissions from that source achieved under any design, equipment, work practice, or operational standards (but not performance standards) in this subpart, the Administrator will publish in the FEDERAL REGISTER a notice permitting the use of the alternative means for purposes of compliance with that requirement.

(1) The notice may condition the permission on requirements related to the operation and maintenance of the alternative means.

(2) Any such notice shall be published only after public notice and an opportunity for a hearing.

(b) *Content of submittal.* (1) In order to obtain approval, any person seeking permission to use an alternative means of compliance under this section shall collect, verify, and submit to the Administrator information showing that the alternative means achieves equivalent emission reductions. An owner or operator of an affected source seeking permission to use an alternative means of compliance who has not previously performed testing shall also submit a proposed test plan. If the owner or operator seeks permission to use an alternative means of compliance based on previously performed testing, they

shall submit the results of testing, a description of the procedures followed in testing or monitoring, and a description of pertinent conditions during testing or monitoring.

(2) The owner or operator who requests an alternative means of emissions limitation shall submit a description of the proposed testing, monitoring, recordkeeping, and reporting that will be used and the proposed basis for demonstrating compliance.

(3) For storage vessels, the owner or operator shall include the results of actual emissions tests using full-size or scale-model storage vessels that accurately collect and measure all regulated HAP emissions using a given control technique, and that accurately simulate wind and account for other emission variables such as temperature and barometric pressure, or an engineering analysis that the Administrator determines to be an accurate method of determining equivalence.

(4) For proposed alternatives to equipment leak requirements referenced by this subpart, the owner or operator shall also submit the information specified in and meet the requirements for alternate means of emission limitation specified in the referenced subparts.

**§ 63.1114 Implementation and enforcement.**

(a) This subpart can be implemented and enforced by the U.S. Environmental Protection Agency (EPA), or a delegated authority such as the applicable State, local, or tribal agency. If the EPA Administrator has delegated authority to a State, local, or tribal agency, then that agency has the authority to implement and enforce this subpart. Contact the applicable EPA Regional Office to find out if this subpart is delegated to a State, local, or tribal agency.

(b) In delegating implementation and enforcement authority of this subpart to a State, local, or tribal agency under 40 CFR part 63, subpart E, the authorities contained in paragraphs (b)(1) through (5) of this section are retained by the EPA Administrator and are not transferred to the State, local, or tribal agency.

(1) Approval of alternatives to the nonopacity emissions standards in § 63.1103(a)(3), (b)(3) through (5), (c)(3), (d)(3), (e)(3), (f)(3), (g)(3) and (4), and (h)(3) under § 63.6(g). Follow the requirements in § 63.1113 to request permission to use an alternative means of emission limitation. Where these standards reference another subpart, the cited provisions will be delegated according to the delegation provisions of the referenced subpart.

(2) [Reserved]

(3) Approval of major changes to test methods under § 63.7(e)(2)(ii) and (f) and as defined in § 63.90.

(4) Approval of major changes to monitoring under § 63.8(f) and as defined in § 63.90.

(5) Approval of major changes to recordkeeping and reporting under § 63.10(f) and as defined in § 63.90.

[67 FR 46289, July 12, 2002]

#### Subparts ZZ-BBB [Reserved]

#### Subpart CCC—National Emission Standards for Hazardous Air Pollutants for Steel Pickling—HCl Process Facilities and Hydrochloric Acid Regeneration Plants

SOURCE: 64 FR 33218, June 22, 1999, unless otherwise noted.

##### § 63.1155 Applicability.

(a) The provisions of this subpart apply to the following facilities and plants that are major sources for hazardous air pollutants (HAP) or are parts of facilities that are major sources for HAP:

(1) All new and existing steel pickling facilities that pickle carbon steel using hydrochloric acid solution that contains 6 percent or more by weight HCl and is at a temperature of 100 °F or higher; and

(2) All new and existing hydrochloric acid regeneration plants.

(3) The provisions of this subpart do not apply to facilities that pickle carbon steel without using hydrochloric acid, to facilities that pickle only specialty steel, or to acid regeneration plants that regenerate only acids other than hydrochloric acid.

(b) For the purposes of implementing this subpart, the affected sources at a facility or plant subject to this subpart are as follows: Continuous and batch pickling lines, hydrochloric acid regeneration plants, and hydrochloric acid storage vessels.

(c) Table 1 to this subpart specifies the provisions of this part 63, subpart A that apply and those that do not apply to owners and operators of steel pickling facilities and hydrochloric acid regeneration plants subject to this subpart.

##### § 63.1156 Definitions.

Terms used in this subpart are defined in the Clean Air Act, in subpart A of this part, or in this section as follows:

*Batch pickling line* means the collection of equipment and tanks configured for pickling metal in any form but usually in discrete shapes where the material is lowered in batches into a bath of acid solution, allowed to remain until the scale is dissolved, then removed from the solution, drained, and rinsed by spraying or immersion in one or more rinse tanks to remove residual acid.

*Carbon steel* means steel that contains approximately 2 percent or less carbon, 1.65 percent or less manganese, 0.6 percent or less silicon, and 0.6 percent or less copper.

*Closed-vent system* means a system that is not open to the atmosphere and that is composed of piping, ductwork, connections, and, if necessary, flow-inducing devices that transport emissions from a process unit or piece of equipment (e.g., pumps, pressure relief devices, sampling connections, open-ended valves or lines, connectors, and instrumentation systems) back into a closed system or into any device that is capable of reducing or collecting emissions.

*Continuous pickling line* means the collection of equipment and tanks configured for pickling metal strip, rod, wire, tube, or pipe that is passed through an acid solution in a continuous or nearly continuous manner and rinsed in another tank or series of tanks to remove residual acid. This definition includes continuous spray towers.

*Hydrochloric acid regeneration plant* means the collection of equipment and processes configured to reconstitute fresh hydrochloric acid pickling solution from spent pickle liquor using a thermal treatment process.

*Hydrochloric acid regeneration plant production mode* means operation under conditions that result in production of usable regenerated acid or iron oxide.

*Hydrochloric acid storage vessel* means a stationary vessel used for the bulk containment of virgin or regenerated hydrochloric acid.

*Responsible maintenance official* means a person designated by the owner or operator as having the knowledge and the authority to sign records and reports required under this rule.

*Specialty steel* means a category of steel that includes silicon electrical, alloy, tool, and stainless steels.

*Spray tower* means an enclosed vertical tower in which acid pickling solution is sprayed onto moving steel strip in multiple vertical passes.

*Steel pickling* means the chemical removal of iron oxide mill scale that is formed on steel surfaces during hot rolling or hot forming of semi-finished steel products through contact with an aqueous solution of acid where such contact occurs prior to shaping or coating of the finished steel product. This definition does not include removal of light rust or scale from finished steel products or activation of the metal surface prior to plating or coating.

*Steel pickling facility* means any facility that operates one or more batch or continuous steel pickling lines.

**§ 63.1157 Emission standards for existing sources.**

(a) *Pickling lines.* No owner or operator of an existing affected continuous or batch pickling line at a steel pickling facility shall cause or allow to be discharged into the atmosphere from the affected pickling line:

(1) Any gases that contain HCl in a concentration in excess of 18 parts per million by volume (ppmv); or

(2) HCl at a mass emission rate that corresponds to a collection efficiency of less than 97 percent.

(b) *Hydrochloric acid regeneration plants.* (1) No owner or operator of an

existing affected plant shall cause or allow to be discharged into the atmosphere from the affected plant any gases that contain HCl in a concentration greater than 25 ppmv.

(2) In addition to the requirement of paragraph (b)(1) of this section, no owner or operator of an existing affected plant shall cause or allow to be discharged into the atmosphere from the affected plant any gases that contain chlorine (Cl<sub>2</sub>) in a concentration in excess of either 6 ppmv or an alternative source-specific maximum concentration. The source-specific maximum concentration standard shall be established according to § 63.1161(c)(2) of this subpart.

**§ 63.1158 Emission standards for new or reconstructed sources.**

(a) *Pickling lines.*—(1) *Continuous pickling lines.* No owner or operator of a new or reconstructed affected continuous pickling line at a steel pickling facility shall cause or allow to be discharged into the atmosphere from the affected pickling line:

(i) Any gases that contain HCl in a concentration in excess of 6 ppmv; or

(ii) HCl at a mass emission rate that corresponds to a collection efficiency of less than 99 percent.

(2) *Batch pickling lines.* No owner or operator of a new or reconstructed affected batch pickling line at a steel pickling facility shall cause or allow to be discharged into the atmosphere from the affected pickling line:

(i) Any gases that contain HCl in a concentration in excess of 18 ppmv; or

(ii) HCl at a mass emission rate that corresponds to a collection efficiency of less than 97 percent.

(b) *Hydrochloric acid regeneration plants.* (1) No owner or operator of a new or reconstructed affected plant shall cause or allow to be discharged into the atmosphere from the affected plant any gases that contain HCl in a concentration greater than 12 ppmv.

(2) In addition to the requirement of paragraph (b)(1) of this section, no owner or operator of a new or reconstructed affected plant shall cause or allow to be discharged into the atmosphere from the affected plant any gases that contain Cl<sub>2</sub> in a concentration in excess of 6 ppmv.

**§ 63.1159 Operational and equipment standards for existing, new, or reconstructed sources.**

(a) *Hydrochloric acid regeneration plant.* The owner or operator of an affected plant must operate the affected plant at all times while in production mode in a manner that minimizes the proportion of excess air fed to the process and maximizes the process offgas temperature consistent with producing usable regenerated acid or iron oxide.

(b) *Hydrochloric acid storage vessels.* The owner or operator of an affected vessel shall provide and operate, except during loading and unloading of acid, a closed-vent system for each vessel. Loading and unloading shall be conducted either through enclosed lines or each point where the acid is exposed to the atmosphere shall be equipped with a local fume capture system, ventilated through an air pollution control device.

**§ 63.1160 Compliance dates and maintenance requirements.**

(a) *Compliance dates.* (1) The owner or operator of an affected existing steel pickling facility and/or hydrochloric acid regeneration plant subject to this subpart shall achieve initial compliance with the requirements of this subpart no later than June 22, 2001.

(2) The owner or operator of a new or reconstructed steel pickling facility and/or hydrochloric acid regeneration plant subject to this subpart that commences construction or reconstruction after September 18, 1997, shall achieve compliance with the requirements of this subpart immediately upon startup of operations or by June 22, 1999, whichever is later.

(b) *Maintenance requirements.* (1) The owner or operator of an affected source shall comply with the operation and maintenance requirements prescribed under § 63.6(e) of subpart A of this part.

(2) In addition to the requirements specified in paragraph (b)(1) of this section, the owner or operator shall prepare an operation and maintenance plan for each emission control device to be implemented no later than the compliance date. The plan shall be incorporated by reference into the source's title V permit. All such plans must be consistent with good maintenance

practices and, for a scrubber emission control device, must at a minimum:

(i) Require monitoring and recording the pressure drop across the scrubber once per shift while the scrubber is operating in order to identify changes that may indicate a need for maintenance;

(ii) Require the manufacturer's recommended maintenance at the recommended intervals on fresh solvent pumps, recirculating pumps, discharge pumps, and other liquid pumps, in addition to exhaust system and scrubber fans and motors associated with those pumps and fans;

(iii) Require cleaning of the scrubber internals and mist eliminators at intervals sufficient to prevent buildup of solids or other fouling;

(iv) Require an inspection of each scrubber at intervals of no less than 3 months with:

(A) Cleaning or replacement of any plugged spray nozzles or other liquid delivery devices;

(B) Repair or replacement of missing, misaligned, or damaged baffles, trays, or other internal components;

(C) Repair or replacement of droplet eliminator elements as needed;

(D) Repair or replacement of heat exchanger elements used to control the temperature of fluids entering or leaving the scrubber; and

(E) Adjustment of damper settings for consistency with the required air flow.

(v) If the scrubber is not equipped with a viewport or access hatch allowing visual inspection, alternate means of inspection approved by the Administrator may be used.

(vi) The owner or operator shall initiate procedures for corrective action within 1 working day of detection of an operating problem and complete all corrective actions as soon as practicable. Procedures to be initiated are the applicable actions that are specified in the maintenance plan. Failure to initiate or provide appropriate repair, replacement, or other corrective action is a violation of the maintenance requirement of this subpart.

(vii) The owner or operator shall maintain a record of each inspection,

including each item identified in paragraph (b)(2)(iv) of this section, that is signed by the responsible maintenance official and that shows the date of each inspection, the problem identified, a description of the repair, replacement, or other corrective action taken, and the date of the repair, replacement, or other corrective action taken.

(3) The owner or operator of each hydrochloric acid regeneration plant shall develop and implement a written maintenance program. The program shall require:

(i) Performance of the manufacturer's recommended maintenance at the recommended intervals on all required systems and components;

(ii) Initiation of procedures for appropriate and timely repair, replacement, or other corrective action within 1 working day of detection; and

(iii) Maintenance of a daily record, signed by a responsible maintenance official, showing the date of each inspection for each requirement, the problems found, a description of the repair, replacement, or other action taken, and the date of repair or replacement.

**§ 63.1161 Performance testing and test methods.**

(a) *Demonstration of compliance.* The owner or operator shall conduct an initial performance test for each process or emission control device to determine and demonstrate compliance with the applicable emission limitation according to the requirements in § 63.7 of subpart A of this part and in this section.

(1) Following approval of the site-specific test plan, the owner or operator shall conduct a performance test for each process or control device to either measure simultaneously the mass flows of HCl at the inlet and the outlet of the control device (to determine compliance with the applicable collection efficiency standard) or measure the concentration of HCl (and Cl<sub>2</sub> for hydrochloric acid regeneration plants) in gases exiting the process or the emission control device (to determine compliance with the applicable emission concentration standard).

(2) Compliance with the applicable concentration standard or collection

efficiency standard shall be determined by the average of three consecutive runs or by the average of any three of four consecutive runs. Each run shall be conducted under conditions representative of normal process operations.

(3) Compliance is achieved if either the average collection efficiency as determined by the HCl mass flows at the control device inlet and outlet is greater than or equal to the applicable collection efficiency standard, or the average measured concentration of HCl or Cl<sub>2</sub> exiting the process or the emission control device is less than or equal to the applicable emission concentration standard.

(b) *Establishment of scrubber operating parameters.* During the performance test for each emission control device, the owner or operator using a wet scrubber to achieve compliance shall establish site-specific operating parameter values for the minimum scrubber makeup water flow rate and, for scrubbers that operate with recirculation, the minimum recirculation water flow rate. During the emission test, each operating parameter must be monitored continuously and recorded with sufficient frequency to establish a representative average value for that parameter, but no less frequently than once every 15 minutes. The owner or operator shall determine the operating parameter monitoring values as the averages of the values recorded during any of the runs for which results are used to establish the emission concentration or collection efficiency per paragraph (a)(2) of this section. An owner or operator may conduct multiple performance tests to establish alternative compliant operating parameter values. Also, an owner or operator may reestablish compliant operating parameter values as part of any performance test that is conducted subsequent to the initial test or tests.

(c) *Establishment of hydrochloric acid regeneration plant operating parameters.* (1) During the performance test for hydrochloric acid regeneration plants, the owner or operator shall establish site-specific operating parameter values for the minimum process offgas temperature and the maximum proportion of excess air fed to the process as



described in § 63.1162(b)(1) of this subpart. During the emission test, each operating parameter must be monitored and recorded with sufficient frequency to establish a representative average value for that parameter, but no less frequently than once every 15 minutes for parameters that are monitored continuously. Amount of iron in the spent pickle liquor shall be determined for each run by sampling the liquor every 15 minutes and analyzing a composite of the samples. The owner or operator shall determine the compliant monitoring values as the averages of the values recorded during any of the runs for which results are used to establish the emission concentration per paragraph (a)(2) of this section. An owner or operator may conduct multiple performance tests to establish alternative compliant operating parameter values. Also, an owner or operator may reestablish compliant operating parameter values as part of any performance test that is conducted subsequent to the initial test or tests.

(2) During this performance test, the owner or operator of an existing affected plant may establish an alternative concentration standard if the owner or operator can demonstrate to the Administrator's satisfaction that the plant cannot meet a concentration limitation for  $\text{Cl}_2$  of 6 ppmv when operated within its design parameters. The alternative concentration standard shall be established through performance testing while the plant is operated at maximum design temperature and with the minimum proportion of excess air that allows production of iron oxide of acceptable quality while measuring the  $\text{Cl}_2$  concentration in the process exhaust gas. The measured concentration shall be the concentration standard for that plant.

(d) *Test methods.* (1) The following test methods in appendix A of 40 CFR part 60 shall be used to determine compliance under § 63.1157(a), § 63.1157(b), § 63.1158(a), and § 63.1158(b) of this subpart:

(i) Method 1, to determine the number and location of sampling points, with the exception that no traverse point shall be within one inch of the stack or duct wall;

(ii) Method 2, to determine gas velocity and volumetric flow rate;

(iii) Method 3, to determine the molecular weight of the stack gas;

(iv) Method 4, to determine the moisture content of the stack gas; and

(v) Method 26A, "Determination of Hydrogen Halide and Halogen Emissions from Stationary Sources—Isokinetic Method," to determine the HCl mass flows at the inlet and outlet of a control device or the concentration of HCl discharged to the atmosphere, and also to determine the concentration of  $\text{Cl}_2$  discharged to the atmosphere from acid regeneration plants. If compliance with a collection efficiency standard is being demonstrated, inlet and outlet measurements shall be performed simultaneously. The minimum sampling time for each run shall be 60 minutes and the minimum sample volume 0.85 dry standard cubic meters (30 dry standard cubic feet). The concentrations of HCl and  $\text{Cl}_2$  shall be calculated for each run as follows:

$$\begin{aligned}C_{\text{HCl}}(\text{ppmv}) &= 0.659 C_{\text{HCl}}(\text{mg/dscm}), \\ \text{and } C_{\text{Cl}_2}(\text{ppmv}) &= 0.339 C_{\text{Cl}_2}(\text{mg/dscm}),\end{aligned}$$

where C(ppmv) is concentration in ppmv and C(mg/dscm) is concentration in milligrams per dry standard cubic meter as calculated by the procedure given in Method 26A.

(2) The owner or operator may use equivalent alternative measurement methods approved by the Administrator.

#### § 63.1162 Monitoring requirements.

(a) The owner or operator of a new, reconstructed, or existing steel pickling facility or acid regeneration plant subject to this subpart shall:

(1) Conduct performance tests to measure the HCl mass flows at the control device inlet and outlet or the concentration of HCl exiting the control device according to the procedures described in § 63.1161 of this subpart. Performance tests shall be conducted either annually or according to an alternative schedule that is approved by the applicable permitting authority, but no less frequently than every 2½ years or twice per title V permit term. If any performance test shows that the HCl emission limitation is being exceeded,

then the owner or operator is in violation of the emission limit.

(2) In addition to conducting performance tests, if a wet scrubber is used as the emission control device, install, operate, and maintain systems for the measurement and recording of the scrubber makeup water flow rate and, if required, recirculation water flow rate. These flow rates must be monitored continuously and recorded at least once per shift while the scrubber is operating. Operation of the wet scrubber with excursions of scrubber makeup water flow rate and recirculation water flow rate less than the minimum values established during the performance test or tests will require initiation of corrective action as specified by the maintenance requirements in § 63.1160(b)(2) of this subpart.

(3) If an emission control device other than a wet scrubber is used, install, operate, and maintain systems for the measurement and recording of the appropriate operating parameters.

(4) Failure to record each of the operating parameters listed in paragraph (a)(2) of this section is a violation of the monitoring requirements of this subpart.

(5) Each monitoring device shall be certified by the manufacturer to be accurate to within 5 percent and shall be calibrated in accordance with the manufacturer's instructions but not less frequently than once per year.

(6) The owner or operator may develop and implement alternative monitoring requirements subject to approval by the Administrator.

(b) The owner or operator of a new, reconstructed, or existing acid regeneration plant subject to this subpart shall also install, operate, and maintain systems for the measurement and recording of the:

(1) Process offgas temperature, which shall be monitored continuously and recorded at least once every shift while the facility is operating in production mode; and

(2) Parameters from which proportion of excess air is determined. Proportion of excess air shall be determined by a combination of total air flow rate, fuel flow rate, spent pickle liquor addition rate, and amount of iron in the spent pickle liquor, or by

any other combination of parameters approved by the Administrator in accordance with § 63.8(f) of subpart A of this part. Proportion of excess air shall be determined and recorded at least once every shift while the plant is operating in production mode.

(3) Each monitoring device must be certified by the manufacturer to be accurate to within 5 percent and must be calibrated in accordance with the manufacturer's instructions but not less frequently than once per year.

(4) Operation of the plant with the process offgas temperature lower than the value established during performance testing or with the proportion of excess air greater than the value established during performance testing is a violation of the operational standard specified in § 63.1159(a) of this subpart.

(c) The owner or operator of an affected hydrochloric acid storage vessel shall inspect each vessel semiannually to determine that the closed-vent system and either the air pollution control device or the enclosed loading and unloading line, whichever is applicable, are installed and operating when required.

#### § 63.1163 Notification requirements.

(a) *Initial notifications.* As required by § 63.9(b) of subpart A of this part, the owner or operator shall submit the following written notifications to the Administrator:

(1) The owner or operator of an area source that subsequently becomes subject to the requirements of the standard shall provide notification to the applicable permitting authority as required by § 63.9(b)(1) of subpart A of this part.

(2) As required by § 63.9(b)(2) of subpart A of this part, the owner or operator of an affected source that has an initial startup before June 22, 1999, shall notify the Administrator that the source is subject to the requirements of the standard. The notification shall be submitted not later than October 20, 1999 (or within 120 calendar days after the source becomes subject to this standard), and shall contain the information specified in §§ 63.9(b)(2)(i) through 63.9(b)(2)(v) of subpart A of this part.

(3) As required by § 63.9(b)(3) of subpart A of this part, the owner or operator of a new or reconstructed affected source, or a source that has been reconstructed such that it is an affected source, that has an initial startup after the effective date and for which an application for approval of construction or reconstruction is not required under § 63.5(d) of subpart A of this part, shall notify the Administrator in writing that the source is subject to the standards no later than 120 days after initial startup. The notification shall contain the information specified in §§ 63.9(b)(2)(i) through 63.9(b)(2)(v) of subpart A of this part, delivered or postmarked with the notification required in § 63.9(b)(5) of subpart A of this part.

(4) As required by § 63.9(b)(4) of subpart A of this part, the owner or operator of a new or reconstructed major affected source that has an initial startup after June 22, 1999, and for which an application for approval of construction or reconstruction is required under § 63.5(d) of subpart A of this part shall provide the information specified in §§ 63.9(b)(4)(i) through 63.9(b)(4)(v) of subpart A of this part.

(5) As required by § 63.9(b)(5) of subpart A of this part, the owner or operator who, after June 22, 1999, intends to construct a new affected source or reconstruct an affected source subject to this standard, or reconstruct a source such that it becomes an affected source subject to this standard, shall notify the Administrator, in writing, of the intended construction or reconstruction.

(b) *Request for extension of compliance.* As required by § 63.9(c) of subpart A of this part, if the owner or operator of an affected source cannot comply with this standard by the applicable compliance date for that source, or if the owner or operator has installed BACT or technology to meet LAER consistent with § 63.6(i)(5) of subpart A of this part, he/she may submit to the Administrator (or the State with an approved permit program) a request for an extension of compliance as specified in §§ 63.6(i)(4) through 63.6(i)(6) of subpart A of this part.

(c) *Notification that source is subject to special compliance requirements.* As re-

quired by § 63.9(d) of subpart A of this part, an owner or operator of a new source that is subject to special compliance requirements as specified in §§ 63.6(b)(3) and 63.6(b)(4) of subpart A of this part shall notify the Administrator of his/her compliance obligations not later than the notification dates established in § 63.9(b) of subpart A of this part for new sources that are not subject to the special provisions.

(d) *Notification of performance test.* As required by § 63.9(e) of subpart A of this part, the owner or operator of an affected source shall notify the Administrator in writing of his or her intention to conduct a performance test at least 60 calendar days before the performance test is scheduled to begin, to allow the Administrator to review and approve the site-specific test plan required under § 63.7(c) of subpart A of this part and, if requested by the Administrator, to have an observer present during the test.

(e) *Notification of compliance status.* The owner or operator of an affected source shall submit a notification of compliance status as required by § 63.9(h) of subpart A of this part when the source becomes subject to this standard.

#### § 63.1164 Reporting requirements.

(a) *Reporting results of performance tests.* As required by § 63.10(d)(2) of subpart A of this part, the owner or operator of an affected source shall report the results of any performance test as part of the notification of compliance status required in § 63.1163 of this subpart.

(b) *Progress reports.* The owner or operator of an affected source who is required to submit progress reports under § 63.6(i) of subpart A of this part shall submit such reports to the Administrator (or the State with an approved permit program) by the dates specified in the written extension of compliance.

(c) *Periodic startup, shutdown, and malfunction reports.* Section 63.6(e) of subpart A of this part requires the owner or operator of an affected source to operate and maintain each affected emission source, including associated air pollution control equipment, in a

manner consistent with good air pollution control practices for minimizing emissions at least to the level required by the standard at all times, including during any period of startup, shutdown, or malfunction. Malfunctions must be corrected as soon as practicable after their occurrence.

(1) *Plan.* As required by § 63.6(e)(3) of subpart A of this part, the owner or operator shall develop a written startup, shutdown, and malfunction plan that describes, in detail, procedures for operating and maintaining the source during periods of startup, shutdown, or malfunction, and a program of corrective action for malfunctioning process and air pollution control equipment used to comply with the relevant standards.

(2) *Reports.* As required by § 63.10(d)(5)(i) of subpart A of this part, if actions taken by an owner or operator during a startup, shutdown, or malfunction of an affected source (including actions taken to correct a malfunction) are consistent with the procedures specified in the startup, shutdown, and malfunction plan, the owner or operator shall state such information in a semiannual report. The report, to be certified by the owner or operator or other responsible official, shall be submitted semiannually and delivered or postmarked by the 30th day following the end of each calendar half; and

(3) *Immediate Reports.* Any time an action taken by an owner or operator during a startup, shutdown, or malfunction (including actions taken to correct a malfunction) is not consistent with the procedures in the startup, shutdown, and malfunction plan, the owner or operator shall comply with all requirements of § 63.10(d)(5)(ii) of subpart A of this part.

[64 FR 33218, June 22, 1999, as amended at 71 FR 20458, Apr. 20, 2006]

#### § 63.1165 Recordkeeping requirements.

(a) *General recordkeeping requirements.* As required by § 63.10(b)(2) of subpart A of this part, the owner or operator shall maintain records for 5 years from the date of each record of:

(1) The occurrence and duration of each startup, shutdown, or malfunction of operation (i.e., process equipment);

(2) The occurrence and duration of each malfunction of the air pollution control equipment;

(3) All maintenance performed on the air pollution control equipment;

(4) Actions taken during periods of startup, shutdown, and malfunction and the dates of such actions (including corrective actions to restore malfunctioning process and air pollution control equipment to its normal or usual manner of operation) when these actions are different from the procedures specified in the startup, shutdown, and malfunction plan;

(5) All information necessary to demonstrate conformance with the startup, shutdown, and malfunction plan when all actions taken during periods of startup, shutdown, and malfunction (including corrective actions to restore malfunctioning process and air pollution control equipment to its normal or usual manner of operation) are consistent with the procedures specified in such plan. This information can be recorded in a checklist or similar form (see § 63.10(b)(2)(v) of subpart A of this part);

(6) All required measurements needed to demonstrate compliance with the standard and to support data that the source is required to report, including, but not limited to, performance test measurements (including initial and any subsequent performance tests) and measurements as may be necessary to determine the conditions of the initial test or subsequent tests;

(7) All results of initial or subsequent performance tests;

(8) If the owner or operator has been granted a waiver from recordkeeping or reporting requirements under § 63.10(f) of subpart A of this part, any information demonstrating whether a source is meeting the requirements for a waiver of recordkeeping or reporting requirements;

(9) If the owner or operator has been granted a waiver from the initial performance test under § 63.7(h) of subpart A of this part, a copy of the full request and the Administrator's approval or disapproval;

(10) All documentation supporting initial notifications and notifications of compliance status required by § 63.9 of subpart A of this part; and

(11) Records of any applicability determination, including supporting analyses.

(b) *Subpart CCC records.* (1) In addition to the general records required by paragraph (a) of this section, the owner or operator shall maintain records for 5 years from the date of each record of:

(i) Scrubber makeup water flow rate and recirculation water flow rate if a wet scrubber is used;

(ii) Calibration and manufacturer certification that monitoring devices are accurate to within 5 percent; and

(iii) Each maintenance inspection and repair, replacement, or other corrective action.

(2) The owner or operator of an acid regeneration plant shall also maintain records for 5 years from the date of each record of process offgas temperature and parameters that determine proportion of excess air.

(3) The owner or operator shall keep the written operation and maintenance plan on record after it is developed to be made available for inspection, upon request, by the Administrator for the life of the affected source or until the source is no longer subject to the provisions of this subpart. In addition, if the operation and maintenance plan is revised, the owner or operator shall keep previous (i.e., superseded) versions of the plan on record to be made available for inspection by the Administrator for a period of 5 years after each revision to the plan.

(c) *Recent records.* General records and subpart CCC records for the most recent 2 years of operation must be maintained on site. Records for the previous 3 years may be maintained off site.

**§ 63.1166 Implementation and enforcement.**

(a) This subpart can be implemented and enforced by the U.S. EPA, or a delegated authority such as the applicable State, local, or Tribal agency. If the U.S. EPA Administrator has delegated authority to a State, local, or Tribal

agency, then that agency, in addition to the U.S. EPA, has the authority to implement and enforce this subpart. Contact the applicable U.S. EPA Regional Office to find out if implementation and enforcement of this subpart is delegated to a State, local, or Tribal agency.

(b) In delegating implementation and enforcement authority of this subpart to a State, local, or Tribal agency under subpart E of this part, the authorities contained in paragraph (c) of this section are retained by the Administrator of U.S. EPA and cannot be transferred to the State, local, or Tribal agency.

(c) The authorities that cannot be delegated to State, local, or Tribal agencies are as specified in paragraphs (c)(1) through (8) of this section.

(1) Approval of alternatives to the requirements in §§ 63.1155, 63.1157 through 63.1159, and 63.1160(a).

(2) Approval of major alternatives to test methods under § 63.7(e)(2)(ii) and (f), as defined in § 63.90, and as required in this subpart.

(3) Approval of any alternative measurement methods for HCl and CL<sub>2</sub> to those specified in § 63.1161(d)(1).

(4) Approval of major alternatives to monitoring under § 63.8(f), as defined in § 63.90, and as required in this subpart.

(5) Approval of any alternative monitoring requirements to those specified in §§ 63.1162(a)(2) through (5) and 63.1162(b)(1) through (3).

(6) Approval of major alternatives to recordkeeping and reporting under § 63.10(f), as defined in § 63.90, and as required in this subpart.

(7) Waiver of recordkeeping requirements specified in § 63.1165.

(8) Approval of an alternative schedule for conducting performance tests to the requirement specified in § 63.1162(a)(1).

[68 FR 37356, June 23, 2003]

**§§ 63.1167–63.1174 [Reserved]**

TABLE 1 TO SUBPART CCC OF PART 63—APPLICABILITY OF GENERAL PROVISIONS (40 CFR PART 63, SUBPART A) TO SUBPART CCC

Reference	Applies to Subpart CCC	Explanation
63.1–63.5 .....	Yes.	Subpart CCC does not contain an opacity or visible emission standard.
63.6 (a)–(g) .....	Yes.	
63.6 (h) .....	No .....	
63.6 (i)–(j) .....	Yes.	Subpart CCC does not contain an opacity or visible emission standard.
63.7–63.9 .....	Yes.	
63.10 (a)–(c) .....	Yes.	
63.10 (d) (1)–(2) .....	Yes.	
63.10 (d)(3) .....	No .....	
63.10 (d) (4)–(5) .....	Yes.	Subpart CCC does not require the use of flares.
63.10 (e)–(f) .....	Yes.	
63.11 .....	No .....	
63.12–63.15 .....	Yes.	

### Subpart DDD—National Emission Standards for Hazardous Air Pollutants for Mineral Wool Production

SOURCE: 64 FR 29503, June 1, 1999, unless otherwise noted.

#### § 63.1175 What is the purpose of this subpart?

This subpart establishes national emission standards for hazardous air pollutants emitted from existing, new, and reconstructed cupolas and curing ovens at facilities that produce mineral wool.

#### § 63.1176 Where can I find definitions of key words used in this subpart?

The definitions of key words used in this subpart are in the Clean Air Act (Act), in § 63.2 of the general provisions in subpart A of this part, and in § 63.1196 of this subpart.

#### § 63.1177 Am I subject to this subpart?

You are subject to this subpart if you own or operate an existing, new, or reconstructed mineral wool production facility that is located at a plant site that is a major source of hazardous air pollutant (HAP) emissions, meaning the plant emits or has the potential to emit any single HAP at a rate of 9.07 megagrams (10 tons) or more per year or any combination of HAPs at a rate of 22.68 megagrams (25 tons) or more per year.

### STANDARDS

#### § 63.1178 For cupolas, what standards must I meet?

(a) You must control emissions from each cupola as follows:

(1) Limit emissions of particulate matter (PM) from each existing, new, or reconstructed cupola to 0.05 kilograms (kg) of PM per megagram (MG) (0.10 pound [lb] of PM per ton) of melt or less.

(2) Limit emissions of carbon monoxide (CO) from each new or reconstructed cupola to either of the following:

(i) 0.05 kg of CO per MG (0.10 lb of CO per ton) of melt or less.

(ii) A reduction of uncontrolled CO emissions by at least 99 percent.

(b) You must meet the following operating limits for each cupola:

(1) Begin within one hour after the alarm on a bag leak detection system sounds, and complete in a timely manner, corrective actions as specified in your operations, maintenance, and monitoring plan required by § 63.1187 of this subpart.

(2) When the alarm on a bag leak detection system sounds for more than five percent of the total operating time in a six-month reporting period, develop and implement a written quality improvement plan (QIP) consistent with the compliance assurance monitoring requirements of § 64.8(b)–(d) of 40 CFR part 64.

(3) Additionally, for each new or reconstructed cupola, maintain the operating temperature of the incinerator so

## Environmental Protection Agency

## § 63.1182

that the average operating temperature for each three-hour block period never falls below the average temperature established during the performance test.

### § 63.1179 For curing ovens, what standards must I meet?

(a) You must control emissions from each existing, new, or reconstructed curing oven by limiting emissions of formaldehyde to either of the following:

(1) 0.03 kg of formaldehyde per MG (0.06 lb of formaldehyde per ton) of melt or less.

(2) A reduction of uncontrolled formaldehyde emissions by at least 80 percent.

(b) You must meet the following operating limits for each curing oven:

(1) Maintain the free-formaldehyde content of each resin lot and the formaldehyde content of each binder formulation at or below the specification ranges of the resin and binder used during the performance test.

(2) Maintain the operating temperature of each incinerator so that the average operating temperature for each three-hour block period never falls below the average temperature established during the performance test.

### § 63.1180 When must I meet these standards?

(a) *Existing cupolas and curing ovens.* You must install any control devices and monitoring equipment necessary to meet the standards in this subpart, complete performance testing, and demonstrate compliance with all requirements of this subpart no later than the following:

(1) June 2, 2002; or

(2) June 3, 2003 if you apply for and receive a one-year extension under section 112(i)(3)(B) of the Act.

(b) *New and reconstructed cupolas and curing ovens.* You must install any control devices or monitoring equipment necessary to meet the standards in this subpart, complete performance testing, and demonstrate compliance with all requirements of this subpart by the dates in § 63.7 of the general provisions in subpart A of this part.

(c) You must comply with the standards in §§ 63.1178 and 63.1179 of this sub-

part on and after the dates in paragraphs (a) and (b) of this section.

(d) You must comply with these standards at all times except during periods of startup, shutdown, or malfunction.

## COMPLIANCE WITH STANDARDS

### § 63.1181 How do I comply with the particulate matter standards for existing, new, and reconstructed cupolas?

To comply with the PM standards, you must meet all of the following:

(a) Install, adjust, maintain, and continuously operate a bag leak detection system for each fabric filter.

(b) Do a performance test as specified in § 63.1188 of this subpart and show compliance with the PM emission limits while the bag leak detection system is installed, operational, and properly adjusted.

(c) Begin corrective actions specified in your operations, maintenance, and monitoring plan required by § 63.1187 of this subpart within one hour after the alarm on a bag leak detection system sounds. Complete the corrective actions in a timely manner.

(d) Develop and implement a written QIP consistent with compliance assurance monitoring requirements of 40 CFR 64.8(b) through (d) when the alarm on a bag leak detection system sounds for more than five percent of the total operating time in a six-month reporting period.

### § 63.1182 How do I comply with the carbon monoxide standards for new and reconstructed cupolas?

To comply with the CO standards, you must meet all of the following:

(a) Install, calibrate, maintain, and operate a device that continuously measures the operating temperature in the firebox of each thermal incinerator.

(b) Do a performance test as specified in § 63.1188 of this subpart and show compliance with the CO emission limits while the device for measuring incinerator operating temperature is installed, operational, and properly calibrated. Establish the average operating temperature as specified in § 63.1185(a) of this subpart.

(c) Following the performance test, measure and record the average operating temperature of the incinerator as specified in § 63.1185(b) of this subpart.

(d) Maintain the operating temperature of the incinerator so that the average operating temperature for each three-hour block period never falls below the average temperature established during the performance test.

(e) Operate and maintain the incinerator as specified in your operations, maintenance, and monitoring plan required by § 63.1187 of this subpart.

**§ 63.1183 How do I comply with the formaldehyde standards for existing, new, and reconstructed curing ovens?**

To comply with the formaldehyde standards, you must meet all of the following:

(a) Install, calibrate, maintain, and operate a device that continuously measures the operating temperature in the firebox of each thermal incinerator.

(b) Do a performance test as specified in § 63.1188 of this subpart while manufacturing the product that requires a binder formulation made with the resin containing the highest free-formaldehyde content specification range. Show compliance with the formaldehyde emission limits while the device for measuring incinerator operating temperature is installed, operational, and properly calibrated. Establish the average operating temperature as specified in § 63.1185(a) of this subpart.

(c) During the performance test that uses the binder formulation made with the resin containing the highest free-formaldehyde content specification range, record the free-formaldehyde content specification range of the resin used, and the formulation of the binder used, including the formaldehyde content and binder specification.

(d) Following the performance test, monitor and record the free-formaldehyde content of each resin lot and the formulation of each batch of binder used, including the formaldehyde content.

(e) Maintain the free-formaldehyde content of each resin lot and the formaldehyde content of each binder formulation at or below the specification

ranges established during the performance test.

(f) Following the performance test, measure and record the average operating temperature of the incinerator as specified in § 63.1185(b) of this subpart.

(g) Maintain the operating temperature of the incinerator so that the average operating temperature for each three-hour block period never falls below the average temperature established during the performance test.

(h) Operate and maintain the incinerator as specified in your operations, maintenance, and monitoring plan required by § 63.1187 of this subpart.

(i) With prior approval from the Administrator, you may do short-term experimental production runs using resin where the free-formaldehyde content, or binder formulations where the formaldehyde content, is higher than the specification ranges of the resin and binder used during previous performance tests, or using experimental pollution prevention process modifications without first doing additional performance tests. Notification of intent to perform a short-term experimental production run must include the following information:

(1) The purpose of the experimental run.

(2) The affected production process.

(3) How the resin free-formaldehyde content or binder formulation will deviate from previously approved levels or what the experimental pollution prevention process modifications are.

(4) The duration of the experimental run.

(5) The date and time of the experimental run.

(6) A description of any emissions testing to be done during the experimental run.

**ADDITIONAL MONITORING INFORMATION**

**§ 63.1184 What do I need to know about the design specifications, installation, and operation of a bag leak detection system?**

A bag leak detection system must meet the following requirements:

(a) The bag leak detection system must be certified by the manufacturer



## Environmental Protection Agency

## §63.1186

to be capable of detecting PM emissions at concentrations of 10 milligrams per actual cubic meter (0.0044 grains per actual cubic foot) or less.

(b) The sensor on the bag leak detection system must provide output of relative PM emissions.

(c) The bag leak detection system must have an alarm that will sound automatically when it detects an increase in relative PM emissions greater than a preset level.

(d) The alarm must be located in an area where appropriate plant personnel will be able to hear it.

(e) For a positive-pressure fabric filter, each compartment or cell must have a bag leak detector. For a negative-pressure or induced-air fabric filter, the bag leak detector must be installed downstream of the fabric filter. If multiple bag leak detectors are required (for either type of fabric filter), detectors may share the system instrumentation and alarm.

(f) Each triboelectric bag leak detection system must be installed, operated, adjusted, and maintained so that it follows EPA's "Fabric Filter Bag Leak Detection Guidance" (EPA-454/R-98-015, September 1997). Other bag leak detection systems must be installed, operated, adjusted, and maintained so that they follow the manufacturer's written specifications and recommendations.

(g) At a minimum, initial adjustment of the system must consist of establishing the baseline output in both of the following ways:

(1) Adjust the range and the averaging period of the device.

(2) Establish the alarm set points and the alarm delay time.

(h) After initial adjustment, the range, averaging period, alarm set points, or alarm delay time may not be adjusted except as specified in the operations, maintenance, and monitoring plan required by §63.1187 of this subpart. In no event may the range be increased by more than 100 percent or decreased by more than 50 percent over a 365 day period unless a responsible official as defined in §63.2 of the general provisions in subpart A of this part certifies in writing to the Administrator that the fabric filter has been inspected

and found to be in good operating condition.

### **§63.1185 How do I establish the average operating temperature of an incinerator?**

(a) During the performance test, you must establish the average operating temperature of an incinerator as follows:

(1) Continuously measure the operating temperature of the incinerator.

(2) Determine and record the average temperatures in consecutive 15-minute blocks.

(3) Determine and record the arithmetic average of the recorded average temperatures measured in consecutive 15-minute blocks for each of the one-hour performance test runs.

(4) Determine and record the arithmetic average of the three one-hour average temperatures during the performance test runs. The average of the three one-hour performance test runs establishes the temperature level to use to monitor compliance.

(b) To comply with the requirements for maintaining the operating temperature of an incinerator after the performance test, you must measure and record the average operating temperature of the incinerator as required by §§63.1182 and 63.1183 of this subpart. This average operating temperature of the incinerator is based on the arithmetic average of the one-hour average temperatures for each consecutive three-hour period and is determined in the same manner described in paragraphs (a)(1) through (a)(4) of this section.

### **§63.1186 How may I change the compliance levels of monitored parameters?**

You may change control device and process operating parameter levels established during performance tests and used to monitor compliance if you do the following:

(a) You must notify the Administrator of your desire to expand the range of a control device or process operating parameter level.

(b) Upon approval from the Administrator, you must conduct additional performance tests at the proposed new

control device or process operating parameter levels. Before operating at these levels, the performance test results must verify that, at the new levels, you comply with the emission limits in §§ 63.1178 and 63.1179 of this subpart.

**§ 63.1187 What do I need to know about operations, maintenance, and monitoring plans?**

(a) An operations, maintenance, and monitoring plan must be submitted to the Administrator for review and approval as part of your application for the title V permit.

(b) The operations, maintenance, and monitoring plan must include the following:

(1) Process and control device parameters you will monitor to determine compliance, along with established operating levels or ranges for each process or control device.

(2) A monitoring schedule.

(3) Procedures for properly operating and maintaining control devices used to meet the standards in §§ 63.1178 and 63.1179 of this subpart. These procedures must include an inspection of each incinerator at least once per year. At a minimum, you must do the following as part of an incinerator inspection:

(i) Inspect all burners, pilot assemblies, and pilot sensing devices for proper operation. Clean pilot sensor if necessary.

(ii) Ensure proper adjustment of combustion air, and adjust if necessary.

(iii) Inspect, when possible, all internal structures (such as baffles) to ensure structural integrity per the design specifications.

(iv) Inspect dampers, fans, and blowers for proper operation.

(v) Inspect motors for proper operation.

(vi) Inspect, when possible, combustion chamber refractory lining. Clean, and repair or replace lining if necessary.

(vii) Inspect incinerator shell for proper sealing, corrosion, and/or hot spots.

(viii) For the burn cycle that follows the inspection, document that the incinerator is operating properly and make any necessary adjustments.

(ix) Generally observe whether the equipment is maintained in good operating condition.

(x) Complete all necessary repairs as soon as practicable.

(4) Procedures for keeping records to document compliance.

(5) Corrective actions you will take if process or control device parameters vary from the levels established during performance testing. For bag leak detection system alarms, example corrective actions that may be included in the operations, maintenance, and monitoring plan include:

(i) Inspecting the fabric filter for air leaks, torn or broken bags or filter media, or any other condition that may cause an increase in emissions.

(ii) Sealing off defective bags or filter media.

(iii) Replacing defective bags or filter media, or otherwise repairing the control device.

(iv) Sealing off a defective fabric filter compartment.

(v) Cleaning the bag leak detection system probe, or otherwise repairing the bag leak detection system.

(vi) Shutting down the process producing the particulate emissions.

**PERFORMANCE TESTS AND METHODS**

**§ 63.1188 What performance test requirements must I meet?**

You must meet the following performance test requirements:

(a) All monitoring systems and equipment must be installed, operational, and properly calibrated before the performance tests.

(b) Do a performance test, consisting of three test runs, for each cupola and curing oven subject to this subpart at the maximum production rate to demonstrate compliance with each of the applicable emission limits in §§ 63.1178 and 63.1179 of this subpart.

(c) Measure emissions of PM from each existing cupola.

(d) Measure emissions of PM and CO from each new or reconstructed cupola.

(e) Measure emissions of formaldehyde from each existing, new or reconstructed curing oven.

(f) Measure emissions at the outlet of the control device if complying with a numerical emission limit for PM, CO, or formaldehyde, or at the inlet and

outlet of the control device if complying with a percent reduction emission limit for CO or formaldehyde.

(g) To determine the average melt rate, measure and record the amount of raw materials, excluding coke, charged into and melted in each cupola during each performance test run. Determine and record the average hourly melt rate for each performance test run. Determine and record the arithmetic average of the average hourly melt rates associated with the three performance test runs. The average hourly melt rate of the three performance test runs is used to determine compliance with the applicable emission limits.

(h) Compute and record the average emissions of the three performance test runs and use the equations in § 63.1190 of this subpart to determine compliance with the applicable emission limits.

(i) Comply with control device and process operating parameter monitoring requirements for performance testing as specified in this subpart.

#### § 63.1189 What test methods do I use?

You must use the following test methods to determine compliance with the applicable emission limits:

(a) Method 1 in appendix A to part 60 of this chapter for the selection of the sampling port locations and number of sampling ports.

(b) Method 2 in appendix A to part 60 of this chapter for stack gas velocity and volumetric flow rate.

(c) Method 3 or 3A in appendix A to part 60 of this chapter for oxygen and carbon dioxide for diluent measurements needed to correct the concentration measurements to a standard basis.

(d) Method 4 in appendix A to part 60 of this chapter for moisture content of the stack gas.

(e) Method 5 in appendix A to part 60 of this chapter for the concentration of PM. Each PM test run must consist of a minimum run time of three hours and a minimum sample volume of 3.75 dscm (135 dscf).

(f) Method 10 in appendix A to part 60 of this chapter for the concentration of CO, using the continuous sampling option described in section 7.1.1 of the method. Each CO test run must consist of a minimum run time of one hour.

(g) Method 318 in appendix A to this part for the concentration of formaldehyde or CO.

(h) Method to determine the free-formaldehyde content of each resin lot in appendix A of this subpart.

#### § 63.1190 How do I determine compliance?

(a) Using the results of the performance tests, you must use the following equation to determine compliance with the PM emission limit:

$$E = \frac{C \times O \times K_1}{P}$$

where:

E = Emission rate of PM, kg/Mg (lb/ton) of melt.

C = Concentration of PM, g/dscm (gr/dscf).

Q = Volumetric flow rate of exhaust gases, dscm/hr (dscf/hr).

K<sub>51</sub> = Conversion factor, 1 kg/1,000 g (1 lb/7,000 gr).

P = Average melt rate, Mg/hr (ton/hr).

(b) Using the results of the performance tests, you must use the following equation to determine compliance with the CO and formaldehyde numerical emission limits:

$$E = \frac{C \times MW \times O \times K_1 \times K_2}{K_3 \times P \times 10^6}$$

where:

E = Emission rate of measured pollutant, kg/Mg (lb/ton) of melt.

C = Measured volume fraction of pollutant, ppm.

MW = Molecular weight of measured pollutant, g/g-mole:

CO = 28.01, Formaldehyde = 30.03.

Q = Volumetric flow rate of exhaust gases, dscm/hr (dscf/hr).

K<sub>1</sub> = Conversion factor, 1 kg/1,000 g (1 lb/453.6 g).

K<sub>2</sub> = Conversion factor, 1,000 L/m<sup>3</sup> (28.3 L/ft<sup>3</sup>).

K<sub>3</sub> = Conversion factor, 24.45 L/g-mole.

P = Average melt rate, Mg/hr (ton/hr).

(c) Using the results of the performance tests, you must use the following equation to determine compliance with the CO and formaldehyde percent reduction performance standards:

$$\%R = \frac{L_i - L_o}{L_i} \times 100$$

where:

## § 63.1191

## 40 CFR Ch. I (7–1–07 Edition)

%R = Percent reduction, or collection efficiency of the control device.

$L_i$  = Inlet loading of pollutant, kg/Mg (lb/ton).

$L_o$  = Outlet loading of pollutant, kg/Mg (lb/ton).

### NOTIFICATION, RECORDKEEPING, AND REPORTING

#### § 63.1191 What notifications must I submit?

You must submit written notifications to the Administrator as required by § 63.9(b)–(h) of the general provisions in subpart A of this part. These notifications include, but are not limited to, the following:

(a) Notification that the following types of sources are subject to the standard:

(1) An area source that increases its emissions so that it becomes a major source.

(2) A source that has an initial startup before the effective date of the standard.

(3) A new or reconstructed source that has an initial startup after the effective date of the standard and doesn't require an application for approval of construction or reconstruction under § 63.5(d) of the general provisions in subpart A of this part.

(b) Notification of intention to construct a new major source or reconstruct a major source where the initial startup of the new or reconstructed source occurs after the effective date of the standard and an application for approval of construction or reconstruction under § 63.5(d) of the general provisions in subpart A of this part is required.

(c) Notification of special compliance obligations for a new source that is subject to special compliance requirements in § 63.6(b)(3) and (4) of the general provisions in subpart A of this part.

(d) Notification of a performance test at least 60 calendar days before the performance test is scheduled to begin.

(e) Notification of compliance status.

#### § 63.1192 What recordkeeping requirements must I meet?

You must meet the following recordkeeping requirements:

(a) Maintain files of all information required by § 63.10(b) of the general provisions in subpart A of this part, including all notifications and reports.

(b) Maintain records of the following information also:

(1) Cupola production (melt) rate (Mg/hr (tons/hr) of melt).

(2) All bag leak detection system alarms. Include the date and time of the alarm, when corrective actions were initiated, the cause of the alarm, an explanation of the corrective actions taken, and when the cause of the alarm was corrected.

(3) The free-formaldehyde content of each resin lot and the binder formulation, including formaldehyde content, of each binder batch used in the manufacture of bonded products.

(4) Incinerator operating temperature and results of incinerator inspections. For all periods when the average temperature in any three-hour block period fell below the average temperature established during the performance test, and all periods when the inspection identified incinerator components in need of repair or maintenance, include the date and time of the problem, when corrective actions were initiated, the cause of the problem, an explanation of the corrective actions taken, and when the cause of the problem was corrected.

(c) Retain each record for at least five years following the date of each occurrence, measurement, corrective action, maintenance, record, or report. The most recent two years of records must be retained at the facility. The remaining three years of records may be retained off site.

(d) Retain records on microfilm, on a computer, on computer disks, on magnetic tape disks, or on microfiche.

(e) Report the required information on paper or on a labeled computer disk using commonly available and compatible computer software.

#### § 63.1193 What reports must I submit?

You must prepare and submit reports to the Administrator as required by this subpart and § 63.10 of the general provisions in subpart A of this part. These reports include, but are not limited to, the following:

## Environmental Protection Agency

## § 63.1195

(a) A performance test report, as required by § 63.10(d)(2) of the general provisions in subpart A of this part, that documents the process and control equipment operating parameters during the test period, the test methods and procedures, the analytical procedures, all calculations, and the results of the performance tests.

(b) A startup, shutdown, and malfunction plan, as described in § 63.6(e)(3) of the general provisions in subpart A of this part, that contains specific procedures for operating and maintaining the source during periods of startup, shutdown, and malfunction and a program of corrective action for malfunctioning process and control systems used to comply with the emission standards. In addition to the information required by § 63.6(e)(3), your plan must include the following:

(1) Procedures to determine and record what caused the malfunction and when it began and ended.

(2) Corrective actions you will take if a process or control device malfunctions, including procedures for recording the actions taken to correct the malfunction or minimize emissions.

(3) An inspection and maintenance schedule for each process and control device that is consistent with the manufacturer's instructions and recommendations for routine and long-term maintenance.

(c) A report of each event as required by § 63.10(b) of the general provisions in subpart A of this part, including a report if an action taken during a startup, shutdown, or malfunction is inconsistent with the procedures in the plan as described in § 63.6(e)(3) of the general provisions in subpart A of this part.

(d) An operations, maintenance, and monitoring plan as specified in § 63.1187 of this subpart.

(e) A semiannual report as required by § 63.10(e)(3) of the general provisions in subpart A of this part if measured emissions exceed the applicable standard or a monitored parameter varies from the level established during performance testing. The report must contain the information specified in § 63.10(c) of the general provisions, as well as the relevant records required by § 63.1192(b) of this subpart.

(f) A semiannual report stating that no excess emissions or deviations of monitored parameters occurred during the reporting period as required by § 63.10(e)(3)(v) of the general provisions in subpart A of this part if no deviations have occurred.

### OTHER REQUIREMENTS AND INFORMATION

#### **§ 63.1194 Which general provisions apply?**

The general provisions in subpart A of this part define requirements applicable to all owners and operators affected by NESHAP in part 63. See Table 1 of this subpart for general provisions that apply (or don't apply) to you as an owner or operator subject to the requirements of this subpart.

#### **§ 63.1195 Who implements and enforces this subpart?**

(a) This subpart can be implemented and enforced by the U.S. EPA, or a delegated authority such as the applicable State, local, or Tribal agency. If the U.S. EPA Administrator has delegated authority to a State, local, or Tribal agency, then that agency, in addition to the U.S. EPA, has the authority to implement and enforce this subpart. Contact the applicable U.S. EPA Regional Office to find out if implementation and enforcement of this subpart is delegated to a State, local, or Tribal agency.

(b) In delegating implementation and enforcement authority of this subpart to a State, local, or Tribal agency under subpart E of this part, the authorities contained in paragraph (c) of this section are retained by the Administrator of U.S. EPA and cannot be transferred to the State, local, or Tribal agency.

(c) The authorities that cannot be delegated to State, local, or Tribal agencies are as specified in paragraphs (c)(1) through (4) of this section.

(1) Approval of alternatives to the requirements in §§ 63.1177 through 63.1180.

(2) Approval of major alternatives to test methods under § 63.7(e)(2)(ii) and (f), as defined in § 63.90, and as required in this subpart.

(3) Approval of major alternatives to monitoring under § 63.8(f), as defined in § 63.90, and as required in this subpart.

**§§ 63.1197–63.1199**

**40 CFR Ch. I (7–1–07 Edition)**

(4) Approval of major alternatives to recordkeeping and reporting under § 63.10(f), as defined in § 63.90, and as required in this subpart.

[68 FR 37356, June 23, 2003]

**§§ 63.1197–63.1199 [Reserved]**

**TABLE 1 TO SUBPART DDD OF PART 63—APPLICABILITY OF GENERAL PROVISIONS (40 CFR PART 63, SUBPART A) TO SUBPART DDD OF PART 63**

General provisions citation	Requirement	Applies to subpart DDD?	Explanation
63.1(a)(1)–(a)(4) .....	General Applicability .....	Yes.	
63.1(a)(5) .....		No .....	[Reserved].
63.1(a)(6)–(a)(8) .....		Yes.	
63.1(a)(9) .....		No .....	[Reserved].
63.1(a)(10)–(a)(14) .....		Yes.	
63.1(b) .....	Initial Applicability Determination ..	Yes.	
63.1(c)(1) .....	Applicability After Standard Estab- lished.	Yes.	
63.1(c)(2) .....		Yes .....	Some plants may be area sources.
63.1(c)(3) .....		No .....	[Reserved].
63.1(c)(4)–(c)(5) .....		Yes.	
63.1(d) .....		No .....	[Reserved].
63.1(e) .....	Applicability of Permit Program ....	Yes.	
63.2 .....	Definitions .....	Yes .....	Additional definitions in § 63.1196.
63.3 .....	Units and Abbreviations .....	Yes.	
63.4(a)(1)–(a)(3) .....	Prohibited Activities .....	Yes.	
63.4(a)(4) .....		No .....	[Reserved].
63.4(a)(5) .....		Yes.	
63.4(b)–(c) .....	Circumvention/Severability .....	Yes.	
63.5(a) .....	Construction/Reconstruction Ap- plicability.	Yes.	
63.5(b)(1) .....	Existing, New, Reconstructed Sources Requirements.	Yes.	
63.5(b)(2) .....		No .....	[Reserved].
63.5(b)(3)–(b)(6) .....		Yes.	
63.5(c) .....		No .....	[Reserved].
63.5(d) .....	Application for Approval of Con- struction/Reconstruction.	Yes.	
63.5(e) .....	Approval of Construction/Recon- struction.	Yes.	
63.5(f) .....	Approval of Construction/Recon- struction Based on State Re- view.	Yes.	
63.6(a) .....	Compliance with Standards and Maintenance Applicability.	Yes.	
63.6(b)(1)–(b)(5) .....	New and Reconstructed Sources Dates.	Yes.	
63.6(b)(6) .....		No .....	[Reserved].
63.6(b)(7) .....		Yes.	
63.6(c)(1) .....	Existing Sources Dates .....	Yes .....	§ 63.1180 specifies compliance dates.
63.6(c)(2) .....		Yes.	
63.6(c)(3)–(c)(4) .....		No .....	[Reserved].
63.6(c)(5) .....		Yes.	
63.6(d) .....		No .....	[Reserved].
63.6(e)(1)–(e)(2) .....	Operation & Maintenance Re- quirements.	Yes .....	§ 63.1187 specifies additional re- quirements.
63.6(e)(3) .....	Startup, Shutdown, and Malfunc- tion Plan.	Yes.	
63.6(f) .....	Compliance with Emission Stand- ards.	Yes.	
63.6(g) .....	Alternative Standard .....	Yes.	
63.6(h) .....	Compliance with Opacity/VE Standards.	No .....	Subpart DDD does not include VE/opacity standards.
63.6(i)(1)–(i)(14) .....	Extension of Compliance .....	Yes .....	§ 63.1180 specifies date.
63.6(i)(15) .....		No .....	[Reserved].
63.6(i)(16) .....		Yes.	
63.6(j) .....	Exemption from Compliance .....	Yes.	
63.7(a) .....	Performance Test Requirements Applicability.	Yes.	

Environmental Protection Agency

Pt. 63, Subpt. DDD, Table 1

General provisions citation	Requirement	Applies to subpart DDD?	Explanation
63.7(b) .....	Notification .....	Yes.	§ 63.1188 specifies additional requirements.
63.7(c) .....	Quality Assurance/Test Plan .....	Yes.	
63.7(d) .....	Testing Facilities .....	Yes.	
63.7(e) .....	Conduct of Tests .....	Yes .....	
63.7(f) .....	Alternative Test Method .....	Yes.	
63.7(g) .....	Data Analysis .....	Yes.	Subpart DDD does not require CMS performance specifications.
63.7(h) .....	Waiver of Tests .....	Yes.	
63.8(a)(1) .....	Monitoring Requirements Applicability.	Yes.	
63.8(a)(2) .....	.....	No .....	
63.8(a)(3) .....	.....	No .....	
63.8(a)(4) .....	.....	Yes.	Subpart DDD does not require COMS or CMS performance specifications.
63.8(b) .....	Conduct of Monitoring .....	Yes.	
63.8(c)(1)–(c)(3) .....	CMS Operation/Maintenance .....	Yes.	
63.8(c)(4)–(c)(8) .....	.....	No .....	
63.8(d) .....	Quality Control .....	No .....	
63.8(e) .....	CMS Performance Evaluation .....	No .....	Subpart DDD does not require a CMS quality control program.
63.8(f)(1)–(f)(5) .....	Alternative Monitoring Method .....	Yes.	
63.8(f)(6) .....	Alternative to RATA Test .....	No .....	
63.8(g)(1) .....	Data Reduction .....	Yes.	
63.8(g)(2) .....	.....	No .....	
63.8(g)(3)–(g)(5) .....	.....	Yes.	Subpart DDD does not require COMS or CEMS.
63.9(a) .....	Notification Requirements Applicability.	Yes.	
63.9(b) .....	Initial Notifications .....	Yes.	
63.9(c) .....	Request for Compliance Extension.	Yes.	
63.9(d) .....	New Source Notification for Special Compliance Requirements.	Yes.	
63.9(e) .....	Notification of Performance Test ..	Yes.	Subpart DDD does not include VE/opacity standards.
63.9(f) .....	Notification of VE/Opacity Test .....	No .....	
63.9(g) .....	Additional CMS Notifications .....	No .....	
63.9(h)(1)–(h)(3) .....	Notification of Compliance Status .....	Yes.	
63.9(h)(4) .....	.....	No .....	
63.9(h)(5)–(h)(6) .....	.....	Yes.	[Reserved].
63.9(i) .....	Adjustment of Deadlines .....	Yes.	
63.9(j) .....	Change in Previous Information ...	Yes.	
63.10(a) .....	Recordkeeping/Reporting-Applicability.	Yes.	
63.10(b) .....	General Recordkeeping Requirements.	Yes .....	
63.10(c)(1) .....	Additional CMS Recordkeeping ...	Yes.	Subpart DDD does not require CMS performance specifications.
63.10(c)(2)–(c)(4) .....	.....	No .....	
63.10(c)(5) .....	.....	Yes.	
63.10(c)(6) .....	.....	No .....	
63.10(c)(7)–(c)(8) .....	.....	Yes.	
63.10(c)(9) .....	.....	No .....	[Reserved].
63.10(c)(10)–(c)(13) .....	.....	Yes.	
63.10(c)(14) .....	.....	No .....	
63.10(c)(15) .....	.....	Yes.	
63.10(d)(1) .....	General Reporting Requirements	Yes .....	
63.10(d)(2) .....	Performance Test Results .....	Yes.	Additional requirements in § 63.1193.
63.10(d)(3) .....	Opacity or VE Observations .....	No .....	
63.10(d)(4)–(d)(5) .....	Progress Reports/ Startup, Shutdown, and Malfunction Reports.	Yes.	

General provisions citation	Requirement	Applies to subpart DDD?	Explanation
63.10(e)(1)–(e)(2) .....	Additional CMS Reports .....	No .....	Subpart DDD does not require CEMS or CMS performance evaluations.
63.10(e)(3) .....	Excess Emissions/CMS Performance Reports.	Yes.	
63.10(e)(4) .....	COMS Data Reports .....	No .....	Subpart DDD does not require COMS.
63.10(f) .....	Recordkeeping/Reporting Waiver	Yes.	
63.11(a) .....	Control Device Requirements Applicability.	Yes.	
63.11(b) .....	Flares .....	No .....	Flares not applicable.
63.12 .....	State Authority and Delegations ..	Yes.	
63.13 .....	Addresses .....	Yes.	
63.14 .....	Incorporation by Reference .....	Yes.	
63.15 .....	Information Availability/Confidentiality.	Yes.	

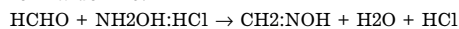
#### APPENDIX A TO SUBPART DDD OF PART 63—FREE FORMALDEHYDE ANALYSIS OF INSULATION RESINS BY THE HYDROXYLAMINE HYDROCHLORIDE METHOD

##### 1. Scope

The method in this appendix was specifically developed for water-soluble phenolic resins that have a relatively high free-formaldehyde (FF) content such as insulation resins. It may also be suitable for other phenolic resins, especially those with a high FF content.

##### 2. Principle

2.1 a. The basis for this method is the titration of the hydrochloric acid that is liberated when hydroxylamine hydrochloride reacts with formaldehyde to form formaloxime:



b. Free formaldehyde in phenolic resins is present as monomeric formaldehyde, hemiformals, polyoxymethylene hemiformals, and polyoxymethylene glycols. Monomeric formaldehyde and hemiformals react rapidly with hydroxylamine hydrochloride, but the polymeric forms of formaldehyde must hydrolyze to the monomeric state before they can react. The greater the concentration of free formaldehyde in a resin, the more of that formaldehyde will be in the polymeric form. The hydrolysis of these polymers is catalyzed by hydrogen ions.

2.2 The resin sample being analyzed must contain enough free formaldehyde so that the initial reaction with hydroxylamine hydrochloride will produce sufficient hydrogen ions to catalyze the depolymerization of the polymeric formaldehyde within the time limits of the test method. The sample should contain approximately 0.3 grams (g) free formaldehyde to ensure complete reaction within 5 minutes.

##### 3. Apparatus

- 3.1 Balance, readable to 0.01 g or better.
- 3.2 pH meter, standardized to pH 4.0 with pH 4.0 buffer and pH 7 with pH 7.0 buffer.
- 3.3 50-mL burette for 1.0 N sodium hydroxide.
- 3.4 Magnetic stirrer and stir bars.
- 3.5 250-mL beaker.
- 3.6 50-mL graduated cylinder.
- 3.7 100-mL graduated cylinder.
- 3.8 Timer.

##### 4. Reagents

- 4.1 Standardized 1.0 N sodium hydroxide solution.
- 4.2 Hydroxylamine hydrochloride solution, 100 grams per liter, pH adjusted to 4.00.
- 4.3 Hydrochloric acid solution, 1.0 N and 0.1 N.
- 4.4 Sodium hydroxide solution, 0.1 N.
- 4.5 50/50 v/v mixture of distilled water and methyl alcohol.

##### 5. Procedure

- 5.1 Determine the sample size as follows:
  - a. If the expected FF is greater than 2 percent, go to Part A in 5.1.c to determine sample size.
  - b. If the expected FF is less than 2 percent, go to Part B in 5.1.d to determine sample size.
  - c. Part A: Expected FF  $\geq 2$  percent.

Grams resin = 60/expected percent FF

I. The following table shows example levels:

Expected percent free formaldehyde	Sample size, grams
2 .....	30.0
5 .....	12.0
8 .....	7.5
10 .....	6.0
12 .....	5.0
15 .....	4.0



## Environmental Protection Agency

## Pt. 63, Subpt. DDD, App. A

ii. It is very important to the accuracy of the results that the sample size be chosen correctly. If the milliliters of titrant are less than 15 mL or greater than 30 mL, reestimate the needed sample size and repeat the tests.

d. Part B: Expected FF < 2 percent

Grams resin = 30/expected percent FF

I. The following table shows example levels:

Expected percent free formaldehyde	Sample size, grams
2 .....	15
1 .....	30
0.5 .....	60

ii. If the milliliters of titrant are less than 5 mL or greater than 30 mL, reestimate the needed sample size and repeat the tests.

5.2 Weigh the resin sample to the nearest 0.01 grams into a 250-mL beaker. Record sample weight.

5.3 Add 100 mL of the methanol/water mixture and stir on a magnetic stirrer. Confirm that the resin has dissolved.

5.4 Adjust the resin/solvent solution to pH 4.0, using the prestandardized pH meter, 1.0 N hydrochloric acid, 0.1 N hydrochloric acid, and 0.1 N sodium hydroxide.

5.5 Add 50 mL of the hydroxylamine hydrochloride solution, measured with a graduated cylinder. Start the timer.

5.6 Stir for 5 minutes. Titrate to pH 4.0 with standardized 1.0 N sodium hydroxide. Record the milliliters of titrant and the normality.

### 6. Calculations

$$\% \text{ FF} = \frac{\text{mL sodium hydroxide} \times \text{normality} \times 3.003}{\text{grams of sample}}$$

### 7. Method Precision and Accuracy

Test values should conform to the following statistical precision:

Variance = 0.005

Standard deviation = 0.07

95% Confidence Interval, for a single determination = 0.2

### 8. Author

This method was prepared by K.K. Tutin and M.L. Foster, Tacoma R&D Laboratory,

Georgia-Pacific Resins, Inc. (Principle written by R. R. Conner.)

### 9. References

9.1 GPAM 2221.2.

9.2 PR&C TM 2.035.

9.3 Project Report, Comparison of Free Formaldehyde Procedures, January 1990, K. Tutin.



## FINDING AIDS

---

A list of CFR titles, subtitles, chapters, subchapters and parts and an alphabetical list of agencies publishing in the CFR are included in the CFR Index and Finding Aids volume to the Code of Federal Regulations which is published separately and revised annually.

Material Approved for Incorporation by Reference  
Table of CFR Titles and Chapters  
Alphabetical List of Agencies Appearing in the CFR  
List of CFR Sections Affected



## Material Approved for Incorporation by Reference

(Revised as of July 1, 2007)

The Director of the Federal Register has approved under 5 U.S.C. 552(a) and 1 CFR Part 51 the incorporation by reference of the following publications. This list contains only those incorporations by reference effective as of the revision date of this volume. Incorporations by reference found within a regulation are effective upon the effective date of that regulation. For more information on incorporation by reference, see the preliminary pages of this volume.

### 40 CFR (PART 63.600 TO 63.1199):

#### ENVIRONMENTAL PROTECTION AGENCY

#### 40 CFR

##### American Conference of Governmental Hygienists

Kemper Woods Center, 1330 Kemper Meadow Drive, Cincinnati, OH 45240

ACGIH "Industrial Ventilation" Manual (22nd. Edition, 1995) Chapter 3, Local Exhaust Hoods and Chapter 5, Exhaust System Design Procedure. 63.843(b); 63.844(b)

##### American Society of Mechanical Engineers

Three Park Avenue, New York, NY 10016-5990; Order inquiries: ASME International, Orders/Inquiries, P.O. Box 2900, Fairfield, New Jersey 07007; Telephone: 1-800-843-2763

ANSI/ASME PTC 19.10-1981, Flue and Exhaust Gas Analyses: Part 10, Instruments and Apparatus. 63.865(b)

##### American Society for Testing and Materials

100 Barr Harbor Drive, West Conshohocken, PA 19428-2959; Telephone: (610) 832-9585, FAX: (610) 832-9555

ASTM D 2369-81, 87, 90, 92, 93, 95, Standard Test Method for Volatile Content of Coatings. 63.788, Appendix A

ASTM D 6420-99 (Reapproved 2004), Standard Test Method for Determination of Gaseous Organic Compounds by Direct Interface Gas Chromatography-Mass Spectrometry. 63.772

ASTM E 180-93 Standard Practice for Determining the Precision of ASTM Methods for Analysis and Testing of Industrial Chemicals. 63.786(b)

ASTM E 260-73, 91, 96, Standard Practice for Packed Column Gas Chromatography Procedures. 63.750(b)(2); 63.786(b)(5)

##### Association of Florida Phosphate Chemists

P.O. Box 1645, Bartow, FL 33830

Methods of Analysis for Phosphate Rock, Section IX, No. 1, Preparation of Sample (7th edition, 1991). 63.606(c)(3)(ii); 63.626(c)(3)(ii)

Methods of Analysis for Phosphate Rock, Section IX, No. 3, Method A (7th edition, 1991). 63.606(c)(3)(ii); 63.626(c)(3)(ii)

Methods of Analysis for Phosphate Rock, Section IX, No. 3, Method B (7th edition, 1991). 63.606(c)(3)(ii); 63.626(c)(3)(ii)

Methods of Analysis for Phosphate Rock, Section IX, No. 3, Method C (7th edition, 1991). 63.606(c)(3)(ii); 63.626(c)(3)(ii)

Methods of Analysis for Phosphoric Acid, Superphosphate, Triple Superphosphate, and Ammonium Phosphates, Section XI, No. 3, Method A (7th edition, 1991). 63.606(c)(3)(ii); 63.626(c)(3)(ii), (d)(3)(v)

## Title 40—Protection of Environment

**40 CFR (PART 63.600 TO 63.1199):—Continued**

**ENVIRONMENTAL PROTECTION AGENCY—Continued**

**40 CFR**

Methods of Analysis for Phosphoric Acid, Superphosphate, Triple Superphosphate, and Ammonium Phosphates, Section XI, No. 3, Method B (7th edition, 1991).	63.606(c)(3)(ii); 63.626(c)(3)(ii), (d)(3)(v)
Methods of Analysis for Phosphoric Acid, Superphosphate, Triple Superphosphate, and Ammonium Phosphates, Section XI, No. 3, Method C (7th edition, 1991).	63.606(c)(3)(ii); 63.626(c)(3)(ii), (d)(3)(v)
<b>Association of Official Analytical Chemists (AOAC International)</b>	
Customer Services, 2200 Wilson Blvd., Suite 400, Arlington, VA 22201-3301; Telephone: (703) 522-3032, FAX: (703) 522-5468	
AOAC Official Method 929.01, Sampling of Solid Fertilizers (16th edition, 1995).	63.626(d)(3)(vi)
AOAC Official Method 929.02, Preparation of Fertilizer Sample (16th edition, 1995).	63.626(d)(3)(vi)
AOAC Official Method 957.02, Phosphorus (Total) in Fertilizers, Preparation of Sample Method (16th edition, 1995).	63.626(d)(3)(vi)
AOAC Official Method 958.01, Phosphorus (Total) in Fertilizers, Spectrophotometric Molybdophosphate Method (16th edition, 1995).	63.626(d)(3)(vi)
AOAC Official Method 962.02, Phosphorus (Total) in Fertilizers, Gravimetric Quinolinium Molybdophosphate Method (16th edition, 1995).	63.626(d)(3)(vi)
AOAC Official Method 969.02, Phosphorus (Total) in Fertilizers, Alkalimetric Quinolinium Molybdophosphate Method (16th edition, 1995).	63.626(d)(3)(vi)
AOAC Official Method 978.01, Phosphorus (Total) in Fertilizers, Automated Method (16th edition, 1995).	63.626(d)(3)(vi)

## **Table of CFR Titles and Chapters**

(Revised as of July 1, 2007)

### **Title 1—General Provisions**

- I Administrative Committee of the Federal Register (Parts 1—49)
- II Office of the Federal Register (Parts 50—299)
- IV Miscellaneous Agencies (Parts 400—500)

### **Title 2—Grants and Agreements**

#### SUBTITLE A—OFFICE OF MANAGEMENT AND BUDGET GUIDANCE FOR GRANTS AND AGREEMENTS

- I Office of Management and Budget Governmentwide Guidance for Grants and Agreements (Parts 100-199)
- II Office of Management and Budget Circulars and Guidance (200-299)

#### SUBTITLE B—FEDERAL AGENCY REGULATIONS FOR GRANTS AND AGREEMENTS

- III Department of Health and Human Services (Part 376)
- VI Department of State (Part 601)
- VIII Department of Veterans Affairs (Part 801)
- IX Department of Energy (Part 901)
- XI Department of Defense (Part 1125)
- XIV Department of the Interior (Part 1400)
- XV Environmental Protection Agency (Part 1532)
- XVIII National Aeronautics and Space Administration (Part 1880 )
- XXII Corporation for National and Community Service (Part 2200)
- XXV National Science Foundation (Part 2520)
- XXVI National Archives and Records Administration (Part 2600)
- XXVIII Department of Justice (Part 2867)
- XXXII National Endowment for the Arts (Part 3254)
- XXXIII National Endowment for the Humanities (Part 3369)
- XXXV Export-Import Bank of the United States (Part 3513)
- XXXVII Peace Corps (Part 3700)

### **Title 3—The President**

- I Executive Office of the President (Parts 100—199)

## **Title 4—Accounts**

Chap.

- I Government Accountability Office (Parts 1—99)

## **Title 5—Administrative Personnel**

- I Office of Personnel Management (Parts 1—1199)
- II Merit Systems Protection Board (Parts 1200—1299)
- III Office of Management and Budget (Parts 1300—1399)
- V The International Organizations Employees Loyalty Board (Parts 1500—1599)
- VI Federal Retirement Thrift Investment Board (Parts 1600—1699)
- VIII Office of Special Counsel (Parts 1800—1899)
- IX Appalachian Regional Commission (Parts 1900—1999)
- XI Armed Forces Retirement Home (Part 2100)
- XIV Federal Labor Relations Authority, General Counsel of the Federal Labor Relations Authority and Federal Service Impasses Panel (Parts 2400—2499)
- XV Office of Administration, Executive Office of the President (Parts 2500—2599)
- XVI Office of Government Ethics (Parts 2600—2699)
- XXI Department of the Treasury (Parts 3100—3199)
- XXII Federal Deposit Insurance Corporation (Part 3201)
- XXIII Department of Energy (Part 3301)
- XXIV Federal Energy Regulatory Commission (Part 3401)
- XXV Department of the Interior (Part 3501)
- XXVI Department of Defense (Part 3601)
- XXVIII Department of Justice (Part 3801)
- XXIX Federal Communications Commission (Parts 3900—3999)
- XXX Farm Credit System Insurance Corporation (Parts 4000—4099)
- XXXI Farm Credit Administration (Parts 4100—4199)
- XXXIII Overseas Private Investment Corporation (Part 4301)
- XXXV Office of Personnel Management (Part 4501)
- XL Interstate Commerce Commission (Part 5001)
- XLI Commodity Futures Trading Commission (Part 5101)
- XLII Department of Labor (Part 5201)
- XLIII National Science Foundation (Part 5301)
- XLV Department of Health and Human Services (Part 5501)
- XLVI Postal Rate Commission (Part 5601)
- XLVII Federal Trade Commission (Part 5701)
- XLVIII Nuclear Regulatory Commission (Part 5801)
- L Department of Transportation (Part 6001)
- LII Export-Import Bank of the United States (Part 6201)
- LIII Department of Education (Parts 6300—6399)
- LIV Environmental Protection Agency (Part 6401)
- LV National Endowment for the Arts (Part 6501)
- LVI National Endowment for the Humanities (Part 6601)
- LVII General Services Administration (Part 6701)



## **Title 5—Administrative Personnel—Continued**

Chap.	
LVIII	Board of Governors of the Federal Reserve System (Part 6801)
LIX	National Aeronautics and Space Administration (Part 6901)
LX	United States Postal Service (Part 7001)
LXI	National Labor Relations Board (Part 7101)
LXII	Equal Employment Opportunity Commission (Part 7201)
LXIII	Inter-American Foundation (Part 7301)
LXIV	Merit Systems Protection Board (Part 7401)
LXV	Department of Housing and Urban Development (Part 7501)
LXVI	National Archives and Records Administration (Part 7601)
LXVII	Institute of Museum and Library Services (Part 7701)
LXIX	Tennessee Valley Authority (Part 7901)
LXXI	Consumer Product Safety Commission (Part 8101)
LXXIII	Department of Agriculture (Part 8301)
LXXIV	Federal Mine Safety and Health Review Commission (Part 8401)
LXXVI	Federal Retirement Thrift Investment Board (Part 8601)
LXXVII	Office of Management and Budget (Part 8701)
XCVII	Department of Homeland Security Human Resources Management System (Department of Homeland Security--Office of Personnel Management) (Part 9701)
XCIX	Department of Defense Human Resources Management and Labor Relations Systems (Department of Defense--Office of Personnel Management) (Part 9901)

## **Title 6—Domestic Security**

I	Department of Homeland Security, Office of the Secretary (Parts 0—99)
X	Privacy and Civil Liberties Oversight Board (Part 1000)

## **Title 7—Agriculture**

	SUBTITLE A—OFFICE OF THE SECRETARY OF AGRICULTURE (PARTS 0—26)
	SUBTITLE B—REGULATIONS OF THE DEPARTMENT OF AGRICULTURE
I	Agricultural Marketing Service (Standards, Inspections, Marketing Practices), Department of Agriculture (Parts 27—209)
II	Food and Nutrition Service, Department of Agriculture (Parts 210—299)
III	Animal and Plant Health Inspection Service, Department of Agriculture (Parts 300—399)
IV	Federal Crop Insurance Corporation, Department of Agriculture (Parts 400—499)
V	Agricultural Research Service, Department of Agriculture (Parts 500—599)
VI	Natural Resources Conservation Service, Department of Agriculture (Parts 600—699)
VII	Farm Service Agency, Department of Agriculture (Parts 700—799)

## Title 7—Agriculture—Continued

Chap.	
VIII	Grain Inspection, Packers and Stockyards Administration (Federal Grain Inspection Service), Department of Agriculture (Parts 800—899)
IX	Agricultural Marketing Service (Marketing Agreements and Orders; Fruits, Vegetables, Nuts), Department of Agriculture (Parts 900—999)
X	Agricultural Marketing Service (Marketing Agreements and Orders; Milk), Department of Agriculture (Parts 1000—1199)
XI	Agricultural Marketing Service (Marketing Agreements and Orders; Miscellaneous Commodities), Department of Agriculture (Parts 1200—1299)
XIV	Commodity Credit Corporation, Department of Agriculture (Parts 1400—1499)
XV	Foreign Agricultural Service, Department of Agriculture (Parts 1500—1599)
XVI	Rural Telephone Bank, Department of Agriculture (Parts 1600—1699)
XVII	Rural Utilities Service, Department of Agriculture (Parts 1700—1799)
XVIII	Rural Housing Service, Rural Business-Cooperative Service, Rural Utilities Service, and Farm Service Agency, Department of Agriculture (Parts 1800—2099)
XX	Local Television Loan Guarantee Board (Parts 2200—2299)
XXVI	Office of Inspector General, Department of Agriculture (Parts 2600—2699)
XXVII	Office of Information Resources Management, Department of Agriculture (Parts 2700—2799)
XXVIII	Office of Operations, Department of Agriculture (Parts 2800—2899)
XXIX	Office of Energy Policy and New Uses, Department of Agriculture (Parts 2900—2999)
XXX	Office of the Chief Financial Officer, Department of Agriculture (Parts 3000—3099)
XXXI	Office of Environmental Quality, Department of Agriculture (Parts 3100—3199)
XXXII	Office of Procurement and Property Management, Department of Agriculture (Parts 3200—3299)
XXXIII	Office of Transportation, Department of Agriculture (Parts 3300—3399)
XXXIV	Cooperative State Research, Education, and Extension Service, Department of Agriculture (Parts 3400—3499)
XXXV	Rural Housing Service, Department of Agriculture (Parts 3500—3599)
XXXVI	National Agricultural Statistics Service, Department of Agriculture (Parts 3600—3699)
XXXVII	Economic Research Service, Department of Agriculture (Parts 3700—3799)
XXXVIII	World Agricultural Outlook Board, Department of Agriculture (Parts 3800—3899)
XLI	[Reserved]

- Title 7—Agriculture—Continued**
- Chap.
- XLII Rural Business-Cooperative Service and Rural Utilities Service,  
Department of Agriculture (Parts 4200—4299)

### **Title 8—Aliens and Nationality**

- I Department of Homeland Security (Immigration and Naturaliza-  
tion) (Parts 1—499)
- V Executive Office for Immigration Review, Department of Justice  
(Parts 1000—1399)

### **Title 9—Animals and Animal Products**

- I Animal and Plant Health Inspection Service, Department of Ag-  
riculture (Parts 1—199)
- II Grain Inspection, Packers and Stockyards Administration  
(Packers and Stockyards Programs), Department of Agri-  
culture (Parts 200—299)
- III Food Safety and Inspection Service, Department of Agriculture  
(Parts 300—599)

### **Title 10—Energy**

- I Nuclear Regulatory Commission (Parts 0—199)
- II Department of Energy (Parts 200—699)
- III Department of Energy (Parts 700—999)
- X Department of Energy (General Provisions) (Parts 1000—1099)
- XIII Nuclear Waste Technical Review Board (Parts 1303—1399)
- XVII Defense Nuclear Facilities Safety Board (Parts 1700—1799)
- XVIII Northeast Interstate Low-Level Radioactive Waste Commission  
(Part 1800)

### **Title 11—Federal Elections**

- I Federal Election Commission (Parts 1—9099)

### **Title 12—Banks and Banking**

- I Comptroller of the Currency, Department of the Treasury (Parts  
1—199)
- II Federal Reserve System (Parts 200—299)
- III Federal Deposit Insurance Corporation (Parts 300—399)
- IV Export-Import Bank of the United States (Parts 400—499)
- V Office of Thrift Supervision, Department of the Treasury (Parts  
500—599)
- VI Farm Credit Administration (Parts 600—699)
- VII National Credit Union Administration (Parts 700—799)
- VIII Federal Financing Bank (Parts 800—899)
- IX Federal Housing Finance Board (Parts 900—999)

Chap. **Title 12—Banks and Banking—Continued**

- XI Federal Financial Institutions Examination Council (Parts 1100—1199)
- XIV Farm Credit System Insurance Corporation (Parts 1400—1499)
- XV Department of the Treasury (Parts 1500—1599)
- XVII Office of Federal Housing Enterprise Oversight, Department of Housing and Urban Development (Parts 1700—1799)
- XVIII Community Development Financial Institutions Fund, Department of the Treasury (Parts 1800—1899)

**Title 13—Business Credit and Assistance**

- I Small Business Administration (Parts 1—199)
- III Economic Development Administration, Department of Commerce (Parts 300—399)
- IV Emergency Steel Guarantee Loan Board, Department of Commerce (Parts 400—499)
- V Emergency Oil and Gas Guaranteed Loan Board, Department of Commerce (Parts 500—599)

**Title 14—Aeronautics and Space**

- I Federal Aviation Administration, Department of Transportation (Parts 1—199)
- II Office of the Secretary, Department of Transportation (Aviation Proceedings) (Parts 200—399)
- III Commercial Space Transportation, Federal Aviation Administration, Department of Transportation (Parts 400—499)
- V National Aeronautics and Space Administration (Parts 1200—1299)
- VI Air Transportation System Stabilization (Parts 1300—1399)

**Title 15—Commerce and Foreign Trade**

SUBTITLE A—OFFICE OF THE SECRETARY OF COMMERCE (PARTS 0—29)

SUBTITLE B—REGULATIONS RELATING TO COMMERCE AND FOREIGN TRADE

- I Bureau of the Census, Department of Commerce (Parts 30—199)
- II National Institute of Standards and Technology, Department of Commerce (Parts 200—299)
- III International Trade Administration, Department of Commerce (Parts 300—399)
- IV Foreign-Trade Zones Board, Department of Commerce (Parts 400—499)
- VII Bureau of Industry and Security, Department of Commerce (Parts 700—799)
- VIII Bureau of Economic Analysis, Department of Commerce (Parts 800—899)

## **Title 15—Commerce and Foreign Trade—Continued**

Chap.

- IX National Oceanic and Atmospheric Administration, Department of Commerce (Parts 900—999)
- XI Technology Administration, Department of Commerce (Parts 1100—1199)
- XIII East-West Foreign Trade Board (Parts 1300—1399)
- XIV Minority Business Development Agency (Parts 1400—1499)  
SUBTITLE C—REGULATIONS RELATING TO FOREIGN TRADE AGREEMENTS
- XX Office of the United States Trade Representative (Parts 2000—2099)  
SUBTITLE D—REGULATIONS RELATING TO TELECOMMUNICATIONS AND INFORMATION
- XXIII National Telecommunications and Information Administration, Department of Commerce (Parts 2300—2399)

## **Title 16—Commercial Practices**

- I Federal Trade Commission (Parts 0—999)
- II Consumer Product Safety Commission (Parts 1000—1799)

## **Title 17—Commodity and Securities Exchanges**

- I Commodity Futures Trading Commission (Parts 1—199)
- II Securities and Exchange Commission (Parts 200—399)
- IV Department of the Treasury (Parts 400—499)

## **Title 18—Conservation of Power and Water Resources**

- I Federal Energy Regulatory Commission, Department of Energy (Parts 1—399)
- III Delaware River Basin Commission (Parts 400—499)
- VI Water Resources Council (Parts 700—799)
- VIII Susquehanna River Basin Commission (Parts 800—899)
- XIII Tennessee Valley Authority (Parts 1300—1399)

## **Title 19—Customs Duties**

- I Bureau of Customs and Border Protection, Department of Homeland Security; Department of the Treasury (Parts 0—199)
- II United States International Trade Commission (Parts 200—299)
- III International Trade Administration, Department of Commerce (Parts 300—399)
- IV Bureau of Immigration and Customs Enforcement, Department of Homeland Security (Parts 400—599)

	<b>Title 20—Employees' Benefits</b>
Chap.	
I	Office of Workers' Compensation Programs, Department of Labor (Parts 1—199)
II	Railroad Retirement Board (Parts 200—399)
III	Social Security Administration (Parts 400—499)
IV	Employees Compensation Appeals Board, Department of Labor (Parts 500—599)
V	Employment and Training Administration, Department of Labor (Parts 600—699)
VI	Employment Standards Administration, Department of Labor (Parts 700—799)
VII	Benefits Review Board, Department of Labor (Parts 800—899)
VIII	Joint Board for the Enrollment of Actuaries (Parts 900—999)
IX	Office of the Assistant Secretary for Veterans' Employment and Training, Department of Labor (Parts 1000—1099)

## **Title 21—Food and Drugs**

I	Food and Drug Administration, Department of Health and Human Services (Parts 1—1299)
II	Drug Enforcement Administration, Department of Justice (Parts 1300—1399)
III	Office of National Drug Control Policy (Parts 1400—1499)

## **Title 22—Foreign Relations**

I	Department of State (Parts 1—199)
II	Agency for International Development (Parts 200—299)
III	Peace Corps (Parts 300—399)
IV	International Joint Commission, United States and Canada (Parts 400—499)
V	Broadcasting Board of Governors (Parts 500—599)
VII	Overseas Private Investment Corporation (Parts 700—799)
IX	Foreign Service Grievance Board (Parts 900—999)
X	Inter-American Foundation (Parts 1000—1099)
XI	International Boundary and Water Commission, United States and Mexico, United States Section (Parts 1100—1199)
XII	United States International Development Cooperation Agency (Parts 1200—1299)
XIV	Foreign Service Labor Relations Board; Federal Labor Relations Authority; General Counsel of the Federal Labor Relations Authority; and the Foreign Service Impasse Disputes Panel (Parts 1400—1499)
XV	African Development Foundation (Parts 1500—1599)
XVI	Japan-United States Friendship Commission (Parts 1600—1699)
XVII	United States Institute of Peace (Parts 1700—1799)

Chap.

## **Title 23—Highways**

- I Federal Highway Administration, Department of Transportation (Parts 1—999)
- II National Highway Traffic Safety Administration and Federal Highway Administration, Department of Transportation (Parts 1200—1299)
- III National Highway Traffic Safety Administration, Department of Transportation (Parts 1300—1399)

## **Title 24—Housing and Urban Development**

SUBTITLE A—OFFICE OF THE SECRETARY, DEPARTMENT OF HOUSING AND URBAN DEVELOPMENT (PARTS 0—99)

SUBTITLE B—REGULATIONS RELATING TO HOUSING AND URBAN DEVELOPMENT

- I Office of Assistant Secretary for Equal Opportunity, Department of Housing and Urban Development (Parts 100—199)
- II Office of Assistant Secretary for Housing-Federal Housing Commissioner, Department of Housing and Urban Development (Parts 200—299)
- III Government National Mortgage Association, Department of Housing and Urban Development (Parts 300—399)
- IV Office of Housing and Office of Multifamily Housing Assistance Restructuring, Department of Housing and Urban Development (Parts 400—499)
- V Office of Assistant Secretary for Community Planning and Development, Department of Housing and Urban Development (Parts 500—599)
- VI Office of Assistant Secretary for Community Planning and Development, Department of Housing and Urban Development (Parts 600—699) [Reserved]
- VII Office of the Secretary, Department of Housing and Urban Development (Housing Assistance Programs and Public and Indian Housing Programs) (Parts 700—799)
- VIII Office of the Assistant Secretary for Housing—Federal Housing Commissioner, Department of Housing and Urban Development (Section 8 Housing Assistance Programs, Section 202 Direct Loan Program, Section 202 Supportive Housing for the Elderly Program and Section 811 Supportive Housing for Persons With Disabilities Program) (Parts 800—899)
- IX Office of Assistant Secretary for Public and Indian Housing, Department of Housing and Urban Development (Parts 900—1699)
- X Office of Assistant Secretary for Housing—Federal Housing Commissioner, Department of Housing and Urban Development (Interstate Land Sales Registration Program) (Parts 1700—1799)
- XII Office of Inspector General, Department of Housing and Urban Development (Parts 2000—2099)
- XX Office of Assistant Secretary for Housing—Federal Housing Commissioner, Department of Housing and Urban Development (Parts 3200—3899)
- XXV Neighborhood Reinvestment Corporation (Parts 4100—4199)

## **Title 25—Indians**

Chap.

- I Bureau of Indian Affairs, Department of the Interior (Parts 1—299)
- II Indian Arts and Crafts Board, Department of the Interior (Parts 300—399)
- III National Indian Gaming Commission, Department of the Interior (Parts 500—599)
- IV Office of Navajo and Hopi Indian Relocation (Parts 700—799)
- V Bureau of Indian Affairs, Department of the Interior, and Indian Health Service, Department of Health and Human Services (Part 900)
- VI Office of the Assistant Secretary-Indian Affairs, Department of the Interior (Parts 1000—1199)
- VII Office of the Special Trustee for American Indians, Department of the Interior (Part 1200)

## **Title 26—Internal Revenue**

- I Internal Revenue Service, Department of the Treasury (Parts 1—899)

## **Title 27—Alcohol, Tobacco Products and Firearms**

- I Alcohol and Tobacco Tax and Trade Bureau, Department of the Treasury (Parts 1—399)
- II Bureau of Alcohol, Tobacco, Firearms, and Explosives, Department of Justice (Parts 400—699)

## **Title 28—Judicial Administration**

- I Department of Justice (Parts 0—299)
- III Federal Prison Industries, Inc., Department of Justice (Parts 300—399)
- V Bureau of Prisons, Department of Justice (Parts 500—599)
- VI Offices of Independent Counsel, Department of Justice (Parts 600—699)
- VII Office of Independent Counsel (Parts 700—799)
- VIII Court Services and Offender Supervision Agency for the District of Columbia (Parts 800—899)
- IX National Crime Prevention and Privacy Compact Council (Parts 900—999)
- XI Department of Justice and Department of State (Parts 1100—1199)

## **Title 29—Labor**

SUBTITLE A—OFFICE OF THE SECRETARY OF LABOR (PARTS 0—99)

SUBTITLE B—REGULATIONS RELATING TO LABOR

- I National Labor Relations Board (Parts 100—199)



## **Title 29—Labor—Continued**

Chap.	
II	Office of Labor-Management Standards, Department of Labor (Parts 200—299)
III	National Railroad Adjustment Board (Parts 300—399)
IV	Office of Labor-Management Standards, Department of Labor (Parts 400—499)
V	Wage and Hour Division, Department of Labor (Parts 500—899)
IX	Construction Industry Collective Bargaining Commission (Parts 900—999)
X	National Mediation Board (Parts 1200—1299)
XII	Federal Mediation and Conciliation Service (Parts 1400—1499)
XIV	Equal Employment Opportunity Commission (Parts 1600—1699)
XVII	Occupational Safety and Health Administration, Department of Labor (Parts 1900—1999)
XX	Occupational Safety and Health Review Commission (Parts 2200—2499)
XXV	Employee Benefits Security Administration, Department of Labor (Parts 2500—2599)
XXVII	Federal Mine Safety and Health Review Commission (Parts 2700—2799)
XL	Pension Benefit Guaranty Corporation (Parts 4000—4999)

## **Title 30—Mineral Resources**

I	Mine Safety and Health Administration, Department of Labor (Parts 1—199)
II	Minerals Management Service, Department of the Interior (Parts 200—299)
III	Board of Surface Mining and Reclamation Appeals, Department of the Interior (Parts 300—399)
IV	Geological Survey, Department of the Interior (Parts 400—499)
VII	Office of Surface Mining Reclamation and Enforcement, Department of the Interior (Parts 700—999)

## **Title 31—Money and Finance: Treasury**

	SUBTITLE A—OFFICE OF THE SECRETARY OF THE TREASURY (PARTS 0—50)
	SUBTITLE B—REGULATIONS RELATING TO MONEY AND FINANCE
I	Monetary Offices, Department of the Treasury (Parts 51—199)
II	Fiscal Service, Department of the Treasury (Parts 200—399)
IV	Secret Service, Department of the Treasury (Parts 400—499)
V	Office of Foreign Assets Control, Department of the Treasury (Parts 500—599)
VI	Bureau of Engraving and Printing, Department of the Treasury (Parts 600—699)
VII	Federal Law Enforcement Training Center, Department of the Treasury (Parts 700—799)
VIII	Office of International Investment, Department of the Treasury (Parts 800—899)

## **Title 31—Money and Finance: Treasury—Continued**

Chap.

- IX Federal Claims Collection Standards (Department of the Treasury—Department of Justice) (Parts 900—999)

## **Title 32—National Defense**

### **SUBTITLE A—DEPARTMENT OF DEFENSE**

- I Office of the Secretary of Defense (Parts 1—399)
- V Department of the Army (Parts 400—699)
- VI Department of the Navy (Parts 700—799)
- VII Department of the Air Force (Parts 800—1099)

### **SUBTITLE B—OTHER REGULATIONS RELATING TO NATIONAL DEFENSE**

- XII Defense Logistics Agency (Parts 1200—1299)
- XVI Selective Service System (Parts 1600—1699)
- XVIII National Counterintelligence Center (Parts 1800—1899)
- XIX Central Intelligence Agency (Parts 1900—1999)
- XX Information Security Oversight Office, National Archives and Records Administration (Parts 2000—2099)
- XXI National Security Council (Parts 2100—2199)
- XXIV Office of Science and Technology Policy (Parts 2400—2499)
- XXVII Office for Micronesian Status Negotiations (Parts 2700—2799)
- XXVIII Office of the Vice President of the United States (Parts 2800—2899)

## **Title 33—Navigation and Navigable Waters**

- I Coast Guard, Department of Homeland Security (Parts 1—199)
- II Corps of Engineers, Department of the Army (Parts 200—399)
- IV Saint Lawrence Seaway Development Corporation, Department of Transportation (Parts 400—499)

## **Title 34—Education**

### **SUBTITLE A—OFFICE OF THE SECRETARY, DEPARTMENT OF EDUCATION (PARTS 1—99)**

### **SUBTITLE B—REGULATIONS OF THE OFFICES OF THE DEPARTMENT OF EDUCATION**

- I Office for Civil Rights, Department of Education (Parts 100—199)
- II Office of Elementary and Secondary Education, Department of Education (Parts 200—299)
- III Office of Special Education and Rehabilitative Services, Department of Education (Parts 300—399)
- IV Office of Vocational and Adult Education, Department of Education (Parts 400—499)
- V Office of Bilingual Education and Minority Languages Affairs, Department of Education (Parts 500—599)
- VI Office of Postsecondary Education, Department of Education (Parts 600—699)

## **Title 34—Education—Continued**

Chap.

- XI National Institute for Literacy (Parts 1100—1199)  
SUBTITLE C—REGULATIONS RELATING TO EDUCATION
- XII National Council on Disability (Parts 1200—1299)

## **Title 35 [Reserved]**

## **Title 36—Parks, Forests, and Public Property**

- I National Park Service, Department of the Interior (Parts 1—199)
- II Forest Service, Department of Agriculture (Parts 200—299)
- III Corps of Engineers, Department of the Army (Parts 300—399)
- IV American Battle Monuments Commission (Parts 400—499)
- V Smithsonian Institution (Parts 500—599)
- VII Library of Congress (Parts 700—799)
- VIII Advisory Council on Historic Preservation (Parts 800—899)
- IX Pennsylvania Avenue Development Corporation (Parts 900—999)
- X Presidio Trust (Parts 1000—1099)
- XI Architectural and Transportation Barriers Compliance Board  
(Parts 1100—1199)
- XII National Archives and Records Administration (Parts 1200—1299)
- XV Oklahoma City National Memorial Trust (Part 1501)
- XVI Morris K. Udall Scholarship and Excellence in National Environmental Policy Foundation (Parts 1600—1699)

## **Title 37—Patents, Trademarks, and Copyrights**

- I United States Patent and Trademark Office, Department of Commerce (Parts 1—199)
- II Copyright Office, Library of Congress (Parts 200—299)
- III Copyright Royalty Board, Library of Congress (Parts 301—399)
- IV Assistant Secretary for Technology Policy, Department of Commerce (Parts 400—499)
- V Under Secretary for Technology, Department of Commerce  
(Parts 500—599)

## **Title 38—Pensions, Bonuses, and Veterans' Relief**

- I Department of Veterans Affairs (Parts 0—99)

## **Title 39—Postal Service**

- I United States Postal Service (Parts 1—999)
- III Postal Rate Commission (Parts 3000—3099)

## **Title 40—Protection of Environment**

- I Environmental Protection Agency (Parts 1—1099)

## **Title 40—Protection of Environment—Continued**

Chap.

- IV Environmental Protection Agency and Department of Justice (Parts 1400—1499)
- V Council on Environmental Quality (Parts 1500—1599)
- VI Chemical Safety and Hazard Investigation Board (Parts 1600—1699)
- VII Environmental Protection Agency and Department of Defense; Uniform National Discharge Standards for Vessels of the Armed Forces (Parts 1700—1799)

## **Title 41—Public Contracts and Property Management**

### **SUBTITLE B—OTHER PROVISIONS RELATING TO PUBLIC CONTRACTS**

- 50 Public Contracts, Department of Labor (Parts 50-1—50-999)
- 51 Committee for Purchase From People Who Are Blind or Severely Disabled (Parts 51-1—51-99)
- 60 Office of Federal Contract Compliance Programs, Equal Employment Opportunity, Department of Labor (Parts 60-1—60-999)
- 61 Office of the Assistant Secretary for Veterans' Employment and Training Service, Department of Labor (Parts 61-1—61-999)

### **SUBTITLE C—FEDERAL PROPERTY MANAGEMENT REGULATIONS SYSTEM**

- 101 Federal Property Management Regulations (Parts 101-1—101-99)
- 102 Federal Management Regulation (Parts 102-1—102-299)
- 105 General Services Administration (Parts 105-1—105-999)
- 109 Department of Energy Property Management Regulations (Parts 109-1—109-99)
- 114 Department of the Interior (Parts 114-1—114-99)
- 115 Environmental Protection Agency (Parts 115-1—115-99)
- 128 Department of Justice (Parts 128-1—128-99)

### **SUBTITLE D—OTHER PROVISIONS RELATING TO PROPERTY MANAGEMENT [RESERVED]**

### **SUBTITLE E—FEDERAL INFORMATION RESOURCES MANAGEMENT REGULATIONS SYSTEM**

- 201 Federal Information Resources Management Regulation (Parts 201-1—201-99) [Reserved]

### **SUBTITLE F—FEDERAL TRAVEL REGULATION SYSTEM**

- 300 General (Parts 300-1—300-99)
- 301 Temporary Duty (TDY) Travel Allowances (Parts 301-1—301-99)
- 302 Relocation Allowances (Parts 302-1—302-99)
- 303 Payment of Expenses Connected with the Death of Certain Employees (Part 303-1—303-99)
- 304 Payment of Travel Expenses from a Non-Federal Source (Parts 304-1—304-99)

## **Title 42—Public Health**

- I Public Health Service, Department of Health and Human Services (Parts 1—199)

- Title 42—Public Health—Continued**
- Chap.
- IV Centers for Medicare & Medicaid Services, Department of Health and Human Services (Parts 400—499)
  - V Office of Inspector General-Health Care, Department of Health and Human Services (Parts 1000—1999)

- Title 43—Public Lands: Interior**
- SUBTITLE A—OFFICE OF THE SECRETARY OF THE INTERIOR (PARTS 1—199)
- SUBTITLE B—REGULATIONS RELATING TO PUBLIC LANDS
- I Bureau of Reclamation, Department of the Interior (Parts 200—499)
  - II Bureau of Land Management, Department of the Interior (Parts 1000—9999)
  - III Utah Reclamation Mitigation and Conservation Commission (Parts 10000—10010)

- Title 44—Emergency Management and Assistance**
- I Federal Emergency Management Agency, Department of Homeland Security (Parts 0—399)
  - IV Department of Commerce and Department of Transportation (Parts 400—499)

- Title 45—Public Welfare**
- SUBTITLE A—DEPARTMENT OF HEALTH AND HUMAN SERVICES (PARTS 1—199)
- SUBTITLE B—REGULATIONS RELATING TO PUBLIC WELFARE
- II Office of Family Assistance (Assistance Programs), Administration for Children and Families, Department of Health and Human Services (Parts 200—299)
  - III Office of Child Support Enforcement (Child Support Enforcement Program), Administration for Children and Families, Department of Health and Human Services (Parts 300—399)
  - IV Office of Refugee Resettlement, Administration for Children and Families, Department of Health and Human Services (Parts 400—499)
  - V Foreign Claims Settlement Commission of the United States, Department of Justice (Parts 500—599)
  - VI National Science Foundation (Parts 600—699)
  - VII Commission on Civil Rights (Parts 700—799)
  - VIII Office of Personnel Management (Parts 800—899)
  - X Office of Community Services, Administration for Children and Families, Department of Health and Human Services (Parts 1000—1099)
  - XI National Foundation on the Arts and the Humanities (Parts 1100—1199)
  - XII Corporation for National and Community Service (Parts 1200—1299)

## **Title 45—Public Welfare—Continued**

Chap.	
XIII	Office of Human Development Services, Department of Health and Human Services (Parts 1300—1399)
XVI	Legal Services Corporation (Parts 1600—1699)
XVII	National Commission on Libraries and Information Science (Parts 1700—1799)
XVIII	Harry S. Truman Scholarship Foundation (Parts 1800—1899)
XXI	Commission on Fine Arts (Parts 2100—2199)
XXIII	Arctic Research Commission (Part 2301)
XXIV	James Madison Memorial Fellowship Foundation (Parts 2400—2499)
XXV	Corporation for National and Community Service (Parts 2500—2599)

## **Title 46—Shipping**

I	Coast Guard, Department of Homeland Security (Parts 1—199)
II	Maritime Administration, Department of Transportation (Parts 200—399)
III	Coast Guard (Great Lakes Pilotage), Department of Homeland Security (Parts 400—499)
IV	Federal Maritime Commission (Parts 500—599)

## **Title 47—Telecommunication**

I	Federal Communications Commission (Parts 0—199)
II	Office of Science and Technology Policy and National Security Council (Parts 200—299)
III	National Telecommunications and Information Administration, Department of Commerce (Parts 300—399)

## **Title 48—Federal Acquisition Regulations System**

1	Federal Acquisition Regulation (Parts 1—99)
2	Defense Acquisition Regulations System, Department of Defense (Parts 200—299)
3	Department of Health and Human Services (Parts 300—399)
4	Department of Agriculture (Parts 400—499)
5	General Services Administration (Parts 500—599)
6	Department of State (Parts 600—699)
7	United States Agency for International Development (Parts 700—799)
8	Department of Veterans Affairs (Parts 800—899)
9	Department of Energy (Parts 900—999)
10	Department of the Treasury (Parts 1000—1099)
12	Department of Transportation (Parts 1200—1299)
13	Department of Commerce (Parts 1300—1399)
14	Department of the Interior (Parts 1400—1499)
15	Environmental Protection Agency (Parts 1500—1599)

## **Title 48—Federal Acquisition Regulations System—Continued**

Chap.

- 16 Office of Personnel Management, Federal Employees Health Benefits Acquisition Regulation (Parts 1600—1699)
- 17 Office of Personnel Management (Parts 1700—1799)
- 18 National Aeronautics and Space Administration (Parts 1800—1899)
- 19 Broadcasting Board of Governors (Parts 1900—1999)
- 20 Nuclear Regulatory Commission (Parts 2000—2099)
- 21 Office of Personnel Management, Federal Employees' Group Life Insurance Federal Acquisition Regulation (Parts 2100—2199)
- 23 Social Security Administration (Parts 2300—2399)
- 24 Department of Housing and Urban Development (Parts 2400—2499)
- 25 National Science Foundation (Parts 2500—2599)
- 28 Department of Justice (Parts 2800—2899)
- 29 Department of Labor (Parts 2900—2999)
- 30 Department of Homeland Security, Homeland Security Acquisition Regulation (HSAR) (Parts 3000—3099)
- 34 Department of Education Acquisition Regulation (Parts 3400—3499)
- 35 [Reserved]
- 44 Federal Emergency Management Agency (Parts 4400—4499)
- 51 Department of the Army Acquisition Regulations (Parts 5100—5199)
- 52 Department of the Navy Acquisition Regulations (Parts 5200—5299)
- 53 Department of the Air Force Federal Acquisition Regulation Supplement (Parts 5300—5399)
- 54 Defense Logistics Agency, Department of Defense (Parts 5400—5499)
- 57 African Development Foundation (Parts 5700—5799)
- 61 General Services Administration Board of Contract Appeals (Parts 6100—6199)
- 63 Department of Transportation Board of Contract Appeals (Parts 6300—6399)
- 99 Cost Accounting Standards Board, Office of Federal Procurement Policy, Office of Management and Budget (Parts 9900—9999)

## **Title 49—Transportation**

SUBTITLE A—OFFICE OF THE SECRETARY OF TRANSPORTATION  
(PARTS 1—99)

SUBTITLE B—OTHER REGULATIONS RELATING TO TRANSPORTATION

- I Pipeline and Hazardous Materials Safety Administration, Department of Transportation (Parts 100—199)
- II Federal Railroad Administration, Department of Transportation (Parts 200—299)
- III Federal Motor Carrier Safety Administration, Department of Transportation (Parts 300—399)

## **Title 49—Transportation—Continued**

Chap.

- IV Coast Guard, Department of Homeland Security (Parts 400—499)
- V National Highway Traffic Safety Administration, Department of Transportation (Parts 500—599)
- VI Federal Transit Administration, Department of Transportation (Parts 600—699)
- VII National Railroad Passenger Corporation (AMTRAK) (Parts 700—799)
- VIII National Transportation Safety Board (Parts 800—999)
- X Surface Transportation Board, Department of Transportation (Parts 1000—1399)
- XI Research and Innovative Technology Administration, Department of Transportation [Reserved]
- XII Transportation Security Administration, Department of Homeland Security (Parts 1500—1699)

## **Title 50—Wildlife and Fisheries**

- I United States Fish and Wildlife Service, Department of the Interior (Parts 1—199)
- II National Marine Fisheries Service, National Oceanic and Atmospheric Administration, Department of Commerce (Parts 200—299)
- III International Fishing and Related Activities (Parts 300—399)
- IV Joint Regulations (United States Fish and Wildlife Service, Department of the Interior and National Marine Fisheries Service, National Oceanic and Atmospheric Administration, Department of Commerce); Endangered Species Committee Regulations (Parts 400—499)
- V Marine Mammal Commission (Parts 500—599)
- VI Fishery Conservation and Management, National Oceanic and Atmospheric Administration, Department of Commerce (Parts 600—699)

## **CFR Index and Finding Aids**

Subject/Agency Index

List of Agency Prepared Indexes

Parallel Tables of Statutory Authorities and Rules

List of CFR Titles, Chapters, Subchapters, and Parts

Alphabetical List of Agencies Appearing in the CFR



## Alphabetical List of Agencies Appearing in the CFR

(Revised as of July 1, 2007)

Agency	CFR Title, Subtitle or Chapter
Administrative Committee of the Federal Register	1, I
Advanced Research Projects Agency	32, I
Advisory Council on Historic Preservation	36, VIII
African Development Foundation	22, XV
Federal Acquisition Regulation	48, 57
Agency for International Development, United States	22, II
Federal Acquisition Regulation	48, 7
Agricultural Marketing Service	7, I, IX, X, XI
Agricultural Research Service	7, V
Agriculture Department	5, LXXXIII
Agricultural Marketing Service	7, I, IX, X, XI
Agricultural Research Service	7, V
Animal and Plant Health Inspection Service	7, III; 9, I
Chief Financial Officer, Office of	7, XXX
Commodity Credit Corporation	7, XIV
Cooperative State Research, Education, and Extension Service	7, XXXIV
Economic Research Service	7, XXXVII
Energy, Office of	7, XXIX
Environmental Quality, Office of	7, XXXI
Farm Service Agency	7, VII, XVIII
Federal Acquisition Regulation	48, 4
Federal Crop Insurance Corporation	7, IV
Food and Nutrition Service	7, II
Food Safety and Inspection Service	9, III
Foreign Agricultural Service	7, XV
Forest Service	36, II
Grain Inspection, Packers and Stockyards Administration	7, VIII; 9, II
Information Resources Management, Office of	7, XXVII
Inspector General, Office of	7, XXVI
National Agricultural Library	7, XLI
National Agricultural Statistics Service	7, XXXVI
Natural Resources Conservation Service	7, VI
Operations, Office of	7, XXVIII
Procurement and Property Management, Office of	7, XXXII
Rural Business-Cooperative Service	7, XVIII, XLII
Rural Development Administration	7, XLII
Rural Housing Service	7, XVIII, XXXV
Rural Telephone Bank	7, XVI
Rural Utilities Service	7, XVII, XVIII, XLII
Secretary of Agriculture, Office of	7, Subtitle A
Transportation, Office of	7, XXXIII
World Agricultural Outlook Board	7, XXXVIII
Air Force Department	32, VII
Federal Acquisition Regulation Supplement	48, 53
Air Transportation Stabilization Board	14, VI
Alcohol and Tobacco Tax and Trade Bureau	27, I
Alcohol, Tobacco, Firearms, and Explosives, Bureau of	27, II
AMTRAK	49, VII
American Battle Monuments Commission	36, IV
American Indians, Office of the Special Trustee	25, VII
Animal and Plant Health Inspection Service	7, III; 9, I
Appalachian Regional Commission	5, IX

Agency	CFR Title, Subtitle or Chapter
Architectural and Transportation Barriers Compliance Board	36, XI
Arctic Research Commission	45, XXIII
Armed Forces Retirement Home	5, XI
Army Department	32, V
Engineers, Corps of	33, II; 36, III
Federal Acquisition Regulation	48, 51
Benefits Review Board	20, VII
Bilingual Education and Minority Languages Affairs, Office of	34, V
Blind or Severely Disabled, Committee for Purchase From People Who Are	41, 51
Broadcasting Board of Governors	22, V
Federal Acquisition Regulation	48, 19
Census Bureau	15, I
Centers for Medicare & Medicaid Services	42, IV
Central Intelligence Agency	32, XIX
Chief Financial Officer, Office of	7, XXX
Child Support Enforcement, Office of	45, III
Children and Families, Administration for	45, II, III, IV, X
Civil Rights, Commission on	45, VII
Civil Rights, Office for	34, I
Coast Guard	33, I; 46, I; 49, IV
Coast Guard (Great Lakes Pilotage)	46, III
Commerce Department	44, IV
Census Bureau	15, I
Economic Affairs, Under Secretary	37, V
Economic Analysis, Bureau of	15, VIII
Economic Development Administration	13, III
Emergency Management and Assistance	44, IV
Federal Acquisition Regulation	48, 13
Fishery Conservation and Management	50, VI
Foreign-Trade Zones Board	15, IV
Industry and Security, Bureau of	15, VII
International Trade Administration	15, III; 19, III
National Institute of Standards and Technology	15, II
National Marine Fisheries Service	50, II, IV, VI
National Oceanic and Atmospheric Administration	15, IX; 50, II, III, IV, VI
National Telecommunications and Information Administration	15, XXIII; 47, III
National Weather Service	15, IX
Patent and Trademark Office, United States	37, I
Productivity, Technology and Innovation, Assistant Secretary for	37, IV
Secretary of Commerce, Office of	15, Subtitle A
Technology, Under Secretary for	37, V
Technology Administration	15, XI
Technology Policy, Assistant Secretary for	37, IV
Commercial Space Transportation	14, III
Commodity Credit Corporation	7, XIV
Commodity Futures Trading Commission	5, XLI; 17, I
Community Planning and Development, Office of Assistant Secretary for	24, V, VI
Community Services, Office of	45, X
Comptroller of the Currency	12, I
Construction Industry Collective Bargaining Commission	29, IX
Consumer Product Safety Commission	5, LXXI; 16, II
Cooperative State Research, Education, and Extension Service	7, XXXIV
Copyright Office	37, II
Copyright Royalty Board	37, III
Corporation for National and Community Service	2, XXII; 45, XII, XXV
Cost Accounting Standards Board	48, 99
Council on Environmental Quality	40, V
Court Services and Offender Supervision Agency for the District of Columbia	28, VIII
Customs and Border Protection Bureau	19, I
Defense Contract Audit Agency	32, I
Defense Department	2, XI; 5, XXVI; 32, Subtitle A; 40, VII

Agency	CFR Title, Subtitle or Chapter
Advanced Research Projects Agency	32, I
Air Force Department	32, VII
Army Department	32, V; 33, II; 36, III, 48, 51
Defense Acquisition Regulations System	48, II
Defense Intelligence Agency	32, I
Defense Logistics Agency	32, I, XII; 48, 54
Engineers, Corps of	33, II; 36, III
National Imagery and Mapping Agency	32, I
Navy Department	32, VI; 48, 52
Secretary of Defense, Office of	32, I
Defense Contract Audit Agency	32, I
Defense Intelligence Agency	32, I
Defense Logistics Agency	32, XII; 48, 54
Defense Nuclear Facilities Safety Board	10, XVII
Delaware River Basin Commission	18, III
District of Columbia, Court Services and Offender Supervision Agency for the	28, VIII
Drug Enforcement Administration	21, II
East-West Foreign Trade Board	15, XIII
Economic Affairs, Under Secretary	37, V
Economic Analysis, Bureau of	15, VIII
Economic Development Administration	13, III
Economic Research Service	7, XXXVII
Education, Department of	5, LIII
Bilingual Education and Minority Languages Affairs, Office of	34, V
Civil Rights, Office for	34, I
Educational Research and Improvement, Office of	34, VII
Elementary and Secondary Education, Office of	34, II
Federal Acquisition Regulation	48, 34
Postsecondary Education, Office of	34, VI
Secretary of Education, Office of	34, Subtitle A
Special Education and Rehabilitative Services, Office of	34, III
Vocational and Adult Education, Office of	34, IV
Educational Research and Improvement, Office of	34, VII
Elementary and Secondary Education, Office of	34, II
Emergency Oil and Gas Guaranteed Loan Board	13, V
Emergency Steel Guarantee Loan Board	13, IV
Employee Benefits Security Administration	29, XXV
Employees' Compensation Appeals Board	20, IV
Employees Loyalty Board	5, V
Employment and Training Administration	20, V
Employment Standards Administration	20, VI
Endangered Species Committee	50, IV
Energy, Department of	2, IX; 5, XXIII; 10, II, III, X
Federal Acquisition Regulation	48, 9
Federal Energy Regulatory Commission	5, XXIV; 18, I
Property Management Regulations	41, 109
Energy, Office of	7, XXIX
Engineers, Corps of	33, II; 36, III
Engraving and Printing, Bureau of	31, VI
Environmental Protection Agency	5, LIV; 40, I, IV, VII
Federal Acquisition Regulation	48, 15
Property Management Regulations	41, 115
Environmental Quality, Office of	7, XXXI
Equal Employment Opportunity Commission	2, XV; 5, LXII; 29, XIV
Equal Opportunity, Office of Assistant Secretary for	24, I
Executive Office of the President	3, I
Administration, Office of	5, XV
Environmental Quality, Council on	40, V
Management and Budget, Office of	5, III, LXXVII; 14, VI; 48, 99
National Drug Control Policy, Office of	21, III
National Security Council	32, XXI; 47, 2
Presidential Documents	3

Agency	CFR Title, Subtitle or Chapter
Science and Technology Policy, Office of	32, XXIV; 47, II
Trade Representative, Office of the United States	15, XX
Export-Import Bank of the United States	2, XXXV; 5, LII; 12, IV
Family Assistance, Office of	45, II
Farm Credit Administration	5, XXXI; 12, VI
Farm Credit System Insurance Corporation	5, XXX; 12, XIV
Farm Service Agency	7, VII, XVIII
Federal Acquisition Regulation	48, 1
Federal Aviation Administration	14, I
Commercial Space Transportation	14, III
Federal Claims Collection Standards	31, IX
Federal Communications Commission	5, XXIX; 47, I
Federal Contract Compliance Programs, Office of	41, 60
Federal Crop Insurance Corporation	7, IV
Federal Deposit Insurance Corporation	5, XXII; 12, III
Federal Election Commission	11, I
Federal Emergency Management Agency	44, I
Federal Acquisition Regulation	48, 44
Federal Employees Group Life Insurance Federal Acquisition Regulation	48, 21
Federal Employees Health Benefits Acquisition Regulation	48, 16
Federal Energy Regulatory Commission	5, XXIV; 18, I
Federal Financial Institutions Examination Council	12, XI
Federal Financing Bank	12, VIII
Federal Highway Administration	23, I, II
Federal Home Loan Mortgage Corporation	1, IV
Federal Housing Enterprise Oversight Office	12, XVII
Federal Housing Finance Board	12, IX
Federal Labor Relations Authority, and General Counsel of the Federal Labor Relations Authority	5, XIV; 22, XIV
Federal Law Enforcement Training Center	31, VII
Federal Management Regulation	41, 102
Federal Maritime Commission	46, IV
Federal Mediation and Conciliation Service	29, XII
Federal Mine Safety and Health Review Commission	5, LXXIV; 29, XXVII
Federal Motor Carrier Safety Administration	49, III
Federal Prison Industries, Inc.	28, III
Federal Procurement Policy Office	48, 99
Federal Property Management Regulations	41, 101
Federal Railroad Administration	49, II
Federal Register, Administrative Committee of	1, I
Federal Register, Office of	1, II
Federal Reserve System	12, II
Board of Governors	5, LVIII
Federal Retirement Thrift Investment Board	5, VI, LXXVI
Federal Service Impasses Panel	5, XIV
Federal Trade Commission	5, XLVII; 16, I
Federal Transit Administration	49, VI
Federal Travel Regulation System	41, Subtitle F
Fine Arts, Commission on	45, XXI
Fiscal Service	31, II
Fish and Wildlife Service, United States	50, I, IV
Fishery Conservation and Management	50, VI
Food and Drug Administration	21, I
Food and Nutrition Service	7, II
Food Safety and Inspection Service	9, III
Foreign Agricultural Service	7, XV
Foreign Assets Control, Office of	31, V
Foreign Claims Settlement Commission of the United States	45, V
Foreign Service Grievance Board	22, IX
Foreign Service Impasse Disputes Panel	22, XIV
Foreign Service Labor Relations Board	22, XIV
Foreign-Trade Zones Board	15, IV
Forest Service	36, II
General Services Administration	5, LVII; 41, 105
Contract Appeals, Board of	48, 61
Federal Acquisition Regulation	48, 5

Agency	CFR Title, Subtitle or Chapter
Federal Management Regulation	41, 102
Federal Property Management Regulations	41, 101
Federal Travel Regulation System	41, Subtitle F
General	41, 300
Payment From a Non-Federal Source for Travel Expenses	41, 304
Payment of Expenses Connected With the Death of Certain Employees	41, 303
Relocation Allowances	41, 302
Temporary Duty (TDY) Travel Allowances	41, 301
Geological Survey	30, IV
Government Accountability Office	4, I
Government Ethics, Office of	5, XVI
Government National Mortgage Association	24, III
Grain Inspection, Packers and Stockyards Administration	7, VIII; 9, II
Harry S. Truman Scholarship Foundation	45, XVIII
Health and Human Services, Department of	2, III; 5, XLV; 45, Subtitle A
Centers for Medicare & Medicaid Services	42, IV
Child Support Enforcement, Office of	45, III
Children and Families, Administration for	45, II, III, IV, X
Community Services, Office of	45, X
Defense Acquisition Regulations System	48, 2
Family Assistance, Office of	45, II
Federal Acquisition Regulation	48, 3
Food and Drug Administration	21, I
Human Development Services, Office of	45, XIII
Indian Health Service	25, V; 42, I
Inspector General (Health Care), Office of	42, V
Public Health Service	42, I
Refugee Resettlement, Office of	45, IV
Homeland Security, Department of	6, I
Coast Guard	33, I; 46, I; 49, IV
Coast Guard (Great Lakes Pilotage)	46, III
Customs and Border Protection Bureau	19, I
Federal Emergency Management Agency	44, I
Immigration and Customs Enforcement Bureau	19, IV
Immigration and Naturalization	8, I
Transportation Security Administration	49, XII
Housing and Urban Development, Department of	5, LXV; 24, Subtitle B
Community Planning and Development, Office of Assistant Secretary for	24, V, VI
Equal Opportunity, Office of Assistant Secretary for	24, I
Federal Acquisition Regulation	48, 24
Federal Housing Enterprise Oversight, Office of	12, XVII
Government National Mortgage Association	24, III
Housing—Federal Housing Commissioner, Office of Assistant Secretary for	24, II, VIII, X, XX
Housing, Office of, and Multifamily Housing Assistance Restructuring, Office of	24, IV
Inspector General, Office of	24, XII
Public and Indian Housing, Office of Assistant Secretary for Secretary, Office of	24, IX
Housing—Federal Housing Commissioner, Office of Assistant Secretary for	24, Subtitle A, VII
Housing, Office of, and Multifamily Housing Assistance Restructuring, Office of	24, II, VIII, X, XX
Human Development Services, Office of	24, IV
Immigration and Customs Enforcement Bureau	45, XIII
Immigration and Naturalization	19, IV
Immigration Review, Executive Office for	8, I
Independent Counsel, Office of	8, V
Indian Affairs, Bureau of	28, VII
Indian Affairs, Office of the Assistant Secretary	25, I, V
Indian Arts and Crafts Board	25, VI
Indian Health Service	25, II
Industry and Security, Bureau of	25, V; 42, I
Information Resources Management, Office of	15, VII
	7, XXVII

Agency	CFR Title, Subtitle or Chapter
Information Security Oversight Office, National Archives and Records Administration	32, XX
Inspector General	
Agriculture Department	7, XXVI
Health and Human Services Department	42, V
Housing and Urban Development Department	24, XII
Institute of Peace, United States	22, XVII
Inter-American Foundation	5, LXIII; 22, X
Interior Department	2, XIV
American Indians, Office of the Special Trustee	25, VII
Endangered Species Committee	50, IV
Federal Acquisition Regulation	48, 14
Federal Property Management Regulations System	41, 114
Fish and Wildlife Service, United States	50, I, IV
Geological Survey	30, IV
Indian Affairs, Bureau of	25, I, V
Indian Affairs, Office of the Assistant Secretary	25, VI
Indian Arts and Crafts Board	25, II
Land Management, Bureau of	43, II
Minerals Management Service	30, II
National Indian Gaming Commission	25, III
National Park Service	36, I
Reclamation, Bureau of	43, I
Secretary of the Interior, Office of	43, Subtitle A
Surface Mining and Reclamation Appeals, Board of	30, III
Surface Mining Reclamation and Enforcement, Office of	30, VII
Internal Revenue Service	26, I
International Boundary and Water Commission, United States and Mexico, United States Section	22, XI
International Development, United States Agency for	22, II
Federal Acquisition Regulation	48, 7
International Development Cooperation Agency, United States	22, XII
International Fishing and Related Activities	50, III
International Investment, Office of	31, VIII
International Joint Commission, United States and Canada	22, IV
International Organizations Employees Loyalty Board	5, V
International Trade Administration	15, III; 19, III
International Trade Commission, United States	19, II
Interstate Commerce Commission	5, XL
James Madison Memorial Fellowship Foundation	45, XXIV
Japan–United States Friendship Commission	22, XVI
Joint Board for the Enrollment of Actuaries	20, VIII
Justice Department	2, XXVIII; 5, XXVIII;
	28, I, XI; 40, IV
Alcohol, Tobacco, Firearms, and Explosives, Bureau of	27, II
Drug Enforcement Administration	21, II
Federal Acquisition Regulation	48, 28
Federal Claims Collection Standards	31, IX
Federal Prison Industries, Inc.	28, III
Foreign Claims Settlement Commission of the United States	45, V
Immigration Review, Executive Office for	8, V
Offices of Independent Counsel	28, VI
Prisons, Bureau of	28, V
Property Management Regulations	41, 128
Labor Department	5, XLII
Benefits Review Board	20, VII
Employee Benefits Security Administration	29, XXV
Employees' Compensation Appeals Board	20, IV
Employment and Training Administration	20, V
Employment Standards Administration	20, VI
Federal Acquisition Regulation	48, 29
Federal Contract Compliance Programs, Office of	41, 60
Federal Procurement Regulations System	41, 50
Labor-Management Standards, Office of	29, II, IV
Mine Safety and Health Administration	30, I

Agency	CFR Title, Subtitle or Chapter
Occupational Safety and Health Administration	29, XVII
Public Contracts	41, 50
Secretary of Labor, Office of	29, Subtitle A
Veterans' Employment and Training Service, Office of the Assistant Secretary for	41, 61; 20, IX
Wage and Hour Division	29, V
Workers' Compensation Programs, Office of	20, I
Labor-Management Standards, Office of	29, II, IV
Land Management, Bureau of	43, II
Legal Services Corporation	45, XVI
Library of Congress	36, VII
Copyright Office	37, II
Copyright Royalty Board	37, III
Local Television Loan Guarantee Board	7, XX
Management and Budget, Office of	5, III, LXXXVII; 14, VI; 48, 99
Marine Mammal Commission	50, V
Maritime Administration	46, II
Merit Systems Protection Board	5, II, LXIV
Micronesian Status Negotiations, Office for	32, XXVII
Mine Safety and Health Administration	30, I
Minerals Management Service	30, II
Minority Business Development Agency	15, XIV
Miscellaneous Agencies	1, IV
Monetary Offices	31, I
Morris K. Udall Scholarship and Excellence in National Environmental Policy Foundation	36, XVI
National Aeronautics and Space Administration	2, XVIII; 5, LIX; 14, V
Federal Acquisition Regulation	48, 18
National Agricultural Library	7, XLI
National Agricultural Statistics Service	7, XXXVI
National and Community Service, Corporation for	2, XXII; 45, XII, XXV
National Archives and Records Administration	2, XXVI; 5, LXVI; 36, XII
Information Security Oversight Office	32, XX
National Bureau of Standards	15, II
National Capital Planning Commission	1, IV
National Commission for Employment Policy	1, IV
National Commission on Libraries and Information Science	45, XVII
National Council on Disability	34, XII
National Counterintelligence Center	32, XVIII
National Credit Union Administration	12, VII
National Crime Prevention and Privacy Compact Council	28, IX
National Drug Control Policy, Office of	21, III
National Endowment for the Arts	2, XXXII
National Endowment for the Humanities	2, XXXIII
National Foundation on the Arts and the Humanities	45, XI
National Highway Traffic Safety Administration	23, II, III; 49, V
National Imagery and Mapping Agency	32, I
National Indian Gaming Commission	25, III
National Institute for Literacy	34, XI
National Institute of Standards and Technology	15, II
National Labor Relations Board	5, LXI; 29, I
National Marine Fisheries Service	50, II, IV, VI
National Mediation Board	29, X
National Oceanic and Atmospheric Administration	15, IX; 50, II, III, IV, VI
National Park Service	36, I
National Railroad Adjustment Board	29, III
National Railroad Passenger Corporation (AMTRAK)	49, VII
National Science Foundation	2, XXV; 5, XLIII; 45, VI
Federal Acquisition Regulation	48, 25
National Security Council	32, XXI
National Security Council and Office of Science and Technology Policy	47, II
National Telecommunications and Information Administration	15, XXIII; 47, III
National Transportation Safety Board	49, VIII

Agency	CFR Title, Subtitle or Chapter
National Weather Service	15, IX
Natural Resources Conservation Service	7, VI
Navajo and Hopi Indian Relocation, Office of	25, IV
Navy Department	32, VI
Federal Acquisition Regulation	48, 52
Neighborhood Reinvestment Corporation	24, XXV
Northeast Interstate Low-Level Radioactive Waste Commission	10, XVIII
Nuclear Regulatory Commission	5, XLVIII; 10, I
Federal Acquisition Regulation	48, 20
Occupational Safety and Health Administration	29, XVII
Occupational Safety and Health Review Commission	29, XX
Offices of Independent Counsel	28, VI
Oklahoma City National Memorial Trust	36, XV
Operations Office	7, XXVIII
Overseas Private Investment Corporation	5, XXXIII; 22, VII
Patent and Trademark Office, United States	37, I
Payment From a Non-Federal Source for Travel Expenses	41, 304
Payment of Expenses Connected With the Death of Certain Employees	41, 303
Peace Corps	2, XXXVIII; 22, III
Pennsylvania Avenue Development Corporation	36, IX
Pension Benefit Guaranty Corporation	29, XL
Personnel Management, Office of	5, I, XXXV; 45, VIII
Federal Acquisition Regulation	48, 17
Federal Employees Group Life Insurance Federal Acquisition Regulation	48, 21
Federal Employees Health Benefits Acquisition Regulation	48, 16
Pipeline and Hazardous Materials Safety Administration	49, I
Postal Rate Commission	5, XLVI; 39, III
Postal Service, United States	5, LX; 39, I
Postsecondary Education, Office of	34, VI
President's Commission on White House Fellowships	1, IV
Presidential Documents	3
Presidio Trust	36, X
Prisons, Bureau of	28, V
Privacy and Civil Liberties Oversight Board	6, X
Procurement and Property Management, Office of	7, XXXII
Productivity, Technology and Innovation, Assistant Secretary	37, IV
Public Contracts, Department of Labor	41, 50
Public and Indian Housing, Office of Assistant Secretary for	24, IX
Public Health Service	42, I
Railroad Retirement Board	20, II
Reclamation, Bureau of	43, I
Refugee Resettlement, Office of	45, IV
Regional Action Planning Commissions	13, V
Relocation Allowances	41, 302
Research and Innovative Technology Administration	49, XI
Rural Business-Cooperative Service	7, XVIII, XLII
Rural Development Administration	7, XLII
Rural Housing Service	7, XVIII, XXXV
Rural Telephone Bank	7, XVI
Rural Utilities Service	7, XVII, XVIII, XLII
Saint Lawrence Seaway Development Corporation	33, IV
Science and Technology Policy, Office of	32, XXIV
Science and Technology Policy, Office of, and National Security Council	47, II
Secret Service	31, IV
Securities and Exchange Commission	17, II
Selective Service System	32, XVI
Small Business Administration	13, I
Smithsonian Institution	36, V
Social Security Administration	20, III; 48, 23
Soldiers' and Airmen's Home, United States	5, XI
Special Counsel, Office of	5, VIII
Special Education and Rehabilitative Services, Office of	34, III



Agency	CFR Title, Subtitle or Chapter
State Department	2, VI; 22, I; 28, XI
Federal Acquisition Regulation	48, 6
Surface Mining and Reclamation Appeals, Board of	30, III
Surface Mining Reclamation and Enforcement, Office of	30, VII
Surface Transportation Board	49, X
Susquehanna River Basin Commission	18, VIII
Technology Administration	15, XI
Technology Policy, Assistant Secretary for	37, IV
Technology, Under Secretary for	37, V
Tennessee Valley Authority	5, LXIX; 18, XIII
Thrift Supervision Office, Department of the Treasury	12, V
Trade Representative, United States, Office of	15, XX
Transportation, Department of	5, L
Commercial Space Transportation	14, III
Contract Appeals, Board of	48, 63
Emergency Management and Assistance	44, IV
Federal Acquisition Regulation	48, 12
Federal Aviation Administration	14, I
Federal Highway Administration	23, I, II
Federal Motor Carrier Safety Administration	49, III
Federal Railroad Administration	49, II
Federal Transit Administration	49, VI
Maritime Administration	46, II
National Highway Traffic Safety Administration	23, II, III; 49, V
Pipeline and Hazardous Materials Safety Administration	49, I
Saint Lawrence Seaway Development Corporation	33, IV
Secretary of Transportation, Office of	14, II; 49, Subtitle A
Surface Transportation Board	49, X
Transportation Statistics Bureau	49, XI
Transportation, Office of	7, XXXIII
Transportation Security Administration	49, XII
Transportation Statistics Bureau	49, XI
Travel Allowances, Temporary Duty (TDY)	41, 301
Treasury Department	5, XXI; 12, XV; 17, IV;
Alcohol and Tobacco Tax and Trade Bureau	31, IX
Community Development Financial Institutions Fund	27, I
Comptroller of the Currency	12, XXVIII
Customs and Border Protection Bureau	12, I
Engraving and Printing, Bureau of	19, I
Federal Acquisition Regulation	31, VI
Federal Acquisition Regulation	48, 10
Federal Law Enforcement Training Center	31, VII
Fiscal Service	31, II
Foreign Assets Control, Office of	31, V
Internal Revenue Service	26, I
International Investment, Office of	31, VIII
Monetary Offices	31, I
Secret Service	31, IV
Secretary of the Treasury, Office of	31, Subtitle A
Thrift Supervision, Office of	12, V
Truman, Harry S. Scholarship Foundation	45, XXVIII
United States and Canada, International Joint Commission	22, IV
United States and Mexico, International Boundary and Water Commission, United States Section	22, XI
Utah Reclamation Mitigation and Conservation Commission	43, III
Veterans Affairs Department	2, XIII; 38, I
Federal Acquisition Regulation	48, 8
Veterans' Employment and Training Service, Office of the Assistant Secretary for	41, 61; 20, IX
Vice President of the United States, Office of	32, XXVIII
Vocational and Adult Education, Office of	34, IV
Wage and Hour Division	29, V
Water Resources Council	18, VI
Workers' Compensation Programs, Office of	20, I
World Agricultural Outlook Board	7, XXXVIII



## List of CFR Sections Affected

All changes in this volume of the Code of Federal Regulations that were made by documents published in the FEDERAL REGISTER since January 1, 2001, are enumerated in the following list. Entries indicate the nature of the changes effected. Page numbers refer to FEDERAL REGISTER pages. The user should consult the entries for chapters and parts as well as sections for revisions.

Title 40 was established at 36 FR 12213, June 29, 1971. For the period before January 1, 2001, see the "List of CFR Sections Affected, 1964-1972, 1964-1972, 1973-1985, and 1986-2000" published in 10 separate volumes.

<b>40 CFR</b>	<b>2001</b>	<b>66 FR Page</b>
63.640 (b) revised .....	28841	
63.600—63.610 (Subpart AA) Appendix A amended .....	65077	
63.620 (a) revised; (e) added .....	65077	
63.625 (f)(1) and (2) revised .....	65077	
63.620—63.631 (Subpart BB) Appendix A amended .....	65078	
63.684 (b)(1)(ii) revised .....	1266	
63.685 (i) introductory text; (i)(4) added .....	1266	
63.691 (a) revised .....	1266	
63.693 (d)(3) introductory text, (ii), (4)(i), (e)(3)(ii), (f)(3)(iii) and (g)(3)(ii) revised; (d)(4)(iii) added .....	1266	
63.694 (b)(2)(iii) and (1)(3)(ii)(A) revised .....	1267	
63.680—63.698 (Subpart DD) Table 2 amended .....	1267	
63.760 (a)(1) introductory text revised .....	34550	
63.761 Amended .....	34551	
63.762 (d) revised; (e) added .....	34551	
63.764 (a), (e)(1) introductory text, (2) introductory text and (i) revised .....	34551	
63.765 (c)(3) introductory text revised .....	34551	
63.769 (a) introductory text and (c)(6) revised .....	34551	
63.771 (b)(1) and (e)(2) revised .....	34552	

<b>40 CFR—Continued</b>	<b>66 FR Page</b>
63.772 (c)(6)(i), (e)(1)(i), (3) introductory text, (iii)(B) introductory text, (f), (f) introductory text, (g) introductory text, (2) introductory text, (iii) introductory text and (3) revised; (e)(3)(iii)(B)(4) added .....	34552
63.773 (c)(2)(i)(A), (B), (ii)(A), (B), (C), (iii)(A), (B), (d)(1) introductory text, (5) introductory text and (6)(iv) revised .....	34553
63.774 (b)(4)(i), (ii)(A), (8), (d)(2)(i), (ii) and (e)(3) revised .....	34554
63.775 (d) introductory text, (1) introductory text, (2) introductory text, (9), (e)(1), (2) introductory text and (ii)(D) revised; (d)(1)(i) and (2)(i) amended; (d)(i)(iii), (2)(iii), (12) and (e)(2)(x) added .....	34554
63.760—63.779 (Subpart HH) Table 2 amended .....	34554
63.860—63.868 (Subpart MM) Added .....	3193
63.861 Amended .....	16408
63.863 (a) revised; (c) added .....	16408
(a) and (b) revised .....	37593
63.865 (a) introductory text, (b) introductory text, (2), (4), (c) introductory text and (d) introductory text revised; (a)(3) and (4) removed; (b)(5) and (6) added .....	37593
63.866 (d) added .....	16408
63.867 (a) revised .....	16408
63.860—63.868 (Subpart MM) Table 1 amended .....	16408
63.924 (c)(2) revised .....	1267

# 40 CFR (7-1-07 Edition)

## 40 CFR—Continued

	66 FR Page
63.962 (b)(3)(ii)(A) revised .....	1267
63.965 (b) revised .....	1267
63.966 Revised .....	1267
63.1045 (b)(3)(ii) revised .....	1268
63.1101 Amended .....	55847
63.1103 (a)(1)(i)(A) revised .....	55847

## 2002

## 40 CFR

	67 FR Page
63 Technical correction .....	1295
Authority delegation notice .....	48036, 70170
63.602 (d) revised .....	40579, 40817
63.604 Revised .....	40818
63.624 Revised .....	40818
63.981 Amended .....	46277
63.983 (a)(3)(i), (ii) and (b) heading revised; (b)(4) added .....	46277
63.987 (b)(3)(ii) amended; (b)(3)(iii) revised .....	46277
63.992 Added .....	46277
63.997 (e)(2)(ii), (iii) introductory text, (D) and (iv) introductory text revised; (e)(2)(iii)(C)(I) amended; (e)(2)(iii)(E) and (iv)(F) through (I) added; (e)(2)(iv)(B)(2) and (3) removed .....	46277
63.1000 (b) added .....	46278
63.1019 (f) added .....	46279
63.1067 Added .....	46279
63.1080—63.1097 (Subpart XX) Added .....	46271
63.1100 (a), Table 1 and (g) introductory text amended; (g)(1) through (4) and (5) heading revised; (g)(6) added .....	46279
63.1101 Amended; eff. 7-29-02 .....	39305
Amended .....	46280
63.1102 (a) revised; (b) and Table 1 added .....	46280
63.1103 (d)(3) Tables 5 and 6 amended; eff. 7-29-02 .....	39305
(e) through (h) added .....	46281
(h)(1)(i) introductory text revised; (h)(1)(ii)(C) added; (h)(2) amended .....	46293
63.1104 (c) and (g)(1) amended; (d)(3) and (j)(1) Table 1 revised; eff. 7-29-02 .....	39307
(a), (e) introductory text, (f)(1), (k) introductory text and (m)(2)(i) introductory text amended .....	46288
63.1105 Added .....	46288
63.1109 (c) amended; eff. 7-29-02 .....	39307

## 40 CFR—Continued

	67 FR Page
63.1114 Added .....	46289

## 2003

## 40 CFR

	68 FR Page
--	---------------

### Chapter I

63.611 Added; eff. 8-22-03 .....	37351
63.632 Added; eff. 8-22-03 .....	37351
63.655 Added; eff. 8-22-03 .....	37351
63.684 (e)(1) revised; eff. 8-22-03 .....	37351
63.693 (c)(2)(iii) revised; eff. 8-22-03 .....	37351
63.695 (a)(4) revised; (c)(1)(ii)(C) and (D) added; eff. 8-22-03 .....	37352
63.698 Revised; eff. 8-22-03 .....	37352
63.708 Revised; eff. 8-22-03 .....	37352
63.744 (a)(1) amended; (a)(2) revised; (a)(4) added; eff. 8-22-03 .....	37352
63.759 Added; eff. 8-22-03 .....	37352
63.771 (c)(3)(i)(A) and (B) revised; eff. 8-22-03 .....	37353
63.773 (c)(2) introductory text revised; (c)(2)(iv) added; eff. 8-22-03 .....	37353
63.776 Revised; eff. 8-22-03 .....	37353
63.789 Added; eff. 8-22-03 .....	37353
63.803 (a) revised; eff. 8-22-03 .....	37353
63.808 Revised; eff. 8-22-03 .....	37354
63.831 Revised; eff. 8-22-03 .....	37354
63.853 Revised; eff. 8-22-03 .....	37354
63.860 (b) introductory text and (5) revised; (b)(7) added .....	7713
63.861 Amended .....	7713
63.862 (a)(1)(i)(B) and (2) revised; (d) added .....	7713
(b)(1) revised .....	67954
63.863 (c)(1) revised .....	46108
63.864 Revised .....	7713
(a), (b), (c), (d)(1), (2), (e)(1) through (9), (f), (h), (i), (j)(5) and (6) removed .....	42605
(d) introductory text, (e)(10) introductory text and (e)(11) revised .....	67955
63.865 Introductory text, (a)(2)(vi) and (b)(5)(i) through (iv) added; (a)(1), (b) introductory text, (1), (2), (3), (5), (c), (d) introductory text and (1) revised; (e) and (f) removed .....	7716
(a)(1) revised .....	42605, 67955
63.866 (c) introductory text, (1) and (2) revised; (c)(7) added .....	7718
63.867 (a)(3) added .....	7718
(a)(3) revised .....	42605

## List of CFR Sections Affected

### 40 CFR—Continued

	68 FR Page
Chapter I—Continued	
(a)(2) revised .....	46108
63.908 Added; eff. 8-22-03.....	37354
63.929 Added; eff. 8-22-03.....	37355
63.949 Added; eff. 8-22-03.....	37355
63.967 Added; eff. 8-22-03.....	37355
63.1050 Added; eff. 8-22-03 .....	37355
63.1101 Corrected; CFR correc- tion.....	6635
63.1166 Revised; eff. 8-22-03.....	37356
63.1195 Revised; eff. 8-22-03 .....	37356

## 2004

### 40 CFR

	69 FR Page
Title 40 Nomenclature change .....	18803
Chapter I	
63 Policy statement.....	58837
63.860—63.868 (Subpart MM) Table 1 amended .....	25323
63.866 (a)(1) introductory text, (b) and (c)(4) revised.....	25323
63.867 (c) introductory text re- vised.....	25323

## 2005

### 40 CFR

	70 FR Page
Chapter I	
63 Policy statement.....	15994, 33000
Authority delegation notices .....	36515
Actions on petitions.....	69655
63.842 Amended.....	66284
63.843 (a)(2)(iii) revised .....	66284
63.847 (a) introductory text and (c) revised.....	66284
63.850 (a)(7) and (8) revised; (a)(9) added.....	66285
63.840—63.859 (Subpart LL) Table 2 and Appendix A amended .....	66285
63.1086 (a)(2)(ii), (5), (b)(1)(ii) and (4) revised.....	19271
63.1095 (a) introductory text, (b) introductory text and (2) re- vised.....	19272
63.1100 (g)(1)(i) and (3) revised.....	19272
63.1103 (e)(1)(ii)(J) revised; (e)(2), (b)(3)(ii) Table 3 and (e) Table 7 amended.....	19272

## 2006

### 40 CFR

	71 FR Page
Chapter I	
63.600 (e) revised .....	20457

### 40 CFR—Continued

	71 FR Page
Chapter I—Continued	
63.620 (e) revised .....	20457
63.695 (e)(6)(i)(A) revised .....	20457
63.743 (b) introductory text amended.....	20457
63.773 (d)(8)(i)(A) revised.....	20457
63.760—63.779 (Subpart HH) Table 2 amended.....	20457
63.781 (b), (c) and (d) redesignated as (c), (d) and (e); new (b) added.....	78374
63.782 Amended.....	78374
63.784 (a) revised .....	78374
63.820 (a)(2) introductory text re- vised; eff. 8-22-06 .....	29799
63.821 (a)(1), (2) introductory text, (i), (ii)(A), (3), (b)(1) and (2) re- vised; (a)(4) through (8) added; eff. 8-22-06.....	29799
63.822 (a) amended; (b)(12) revised; (b)(6), (22), (32) and (36) re- moved; eff. 8-22-06.....	29800
63.824 (b)(1)(i)(A), (ii)(A), (2)(ii) and (3)(i) revised; eff. 8-22- 06.....	29801
63.825 (b) introductory text amended; (b)(6), (c)(2)(iii), (d)(1)(iv) and (2) revised; eff. 8- 22-06 .....	29801
63.827 (a)(1)(i), (ii), (b), (c), (d)(1)(vi), (viii), (e)(1) and (2) re- vised; eff. 8-22-06 .....	29802
63.828 (a)(3) revised; eff. 8-22-06.....	29804
63.829 (e)(1) and (2) revised; eff. 8- 22-06 .....	29804
63.830 (b)(6) introductory text re- vised; eff. 8-22-06 .....	29804
63.820—63.839 (Subpart KK) Ap- pendix A amended; eff. 8-22- 06.....	29804
63.848 (h) amended .....	20458
63.850 (c) introductory text amended.....	20458
63.864 (k)(1) introductory text re- vised; (k)(2)(v) amended .....	20458
63.866 (a) introductory text amended.....	20458
63.998 (b)(2)(iii) and (6)(i)(A) re- vised; (b)(6)(ii) amended.....	20458
63.1101 Amended.....	20458
63.1108 (a)(1) introductory text amended; (a)(6) and (b)(2)(i) re- vised.....	20458
63.1111 (a)(1) introductory text amended; (a)(2) revised .....	20458
63.1164 (c) introductory text amended; (c)(1) revised.....	20459

## 40 CFR (7–1–07 Edition)

<b>2007</b>	<b>40 CFR—Continued</b>	
(Regulations published from January 1, 2007, through July 1, 2007)		
<b>40 CFR</b>		72 FR Page
Chapter I	Chapter I—Continued	
63 Policy statement .....1937	63.772 (a)(1), (e)(3)(iii) introducto- tory text and (B)(2) revised; (b)(2)(ii) and (e)(3)(iv) intro- ductory text amended .....38	
63.760 (a)(1) introductory text, (b), (e)(2), (f) introductory text and (g) introductory text re- vised; (f)(1), (2) and (h) amend- ed; (f)(3) through (6) added.....36	63.774 (b) introductory text and (d)(1) introductory text re- vised; (f) added .....39	
63.761 Amended .....37	63.775 (c) and (e)(3) added; (e) in- troductory text revised .....39	
63.762 (e) revised .....38	63.760–63.779 (Subpart HH) Ap- pendix amended .....40	
63.764 (d) added; (e)(1) introduc- tory text amended .....38	63.781 Regulation at 71 FR 78374 withdrawn .....8631	
63.765 (a) revised .....38	63.782 Regulation at 71 FR 78374 withdrawn .....8631	
	63.784 Regulation at 71 FR 78374 withdrawn .....8631	
	63.1103 (e)(2) corrected; CFR cor- rection .....35663	

